SUPERSTOCK1000 FIM CUP

13

STK1000

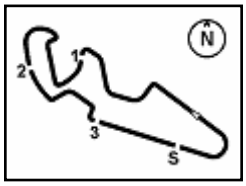

MotorLand Aragon 5.077 m

Aragon Round, 1-2-3 April 2016

Superstock 1000 - Chronological Analysis Free Practice 2nd Session

1° 84 R. RUSSO (1'52.765)

Lap	Seg. 1	Seg. 2	Seg. 3	Seg. 4	Seg. 5	Lap Time	km/h	Local Time
		34.813	22.920	11.506	16.444		295.1	16:02'33.699
1	32.927	32.481	22.259	11.344	16.324	1'55.335	297.5	16:04'29.034
2	32.918	33.935	22.418	11.412	16.371	1'57.054	298.3	16:06'26.088
3	35.029	33.468	29.460	11.482	21.232	2'10.671 P	296.7	16:08'36.759
4	3'59.064	34.074	23.407	11.674	16.490	5'24.709 P	292.7	16:14'01.468
5	32.764	32.733	22.144	11.494	16.255	1'55.390	296.7	16:15'56.858
6	33.227	32.565	22.110	11.425	16.298	1'55.625	298.3	16:17'52.483
7	34.002	39.524	22.717	11.456	21.869	2'09.568 P	296.7	16:20'02.051
8	5'25.757	35.221	22.102	12.767	15.961	6'51.808 P	279.1	16:26'53.859
9	32.407	**31.711**	**21.652**	11.294	**15.701**	**1'52.765**	296.7	16:28'46.624
10	**32.231**	32.343	21.840	11.292	15.822	1'53.528	**299.2**	16:30'40.152
11	32.769	39.897	22.802	11.291	16.015	2'02.774	296.7	16:32'42.926
12	32.481	31.939	22.226	**11.220**	15.885	1'53.751	**299.2**	16:34'36.677
13	34.730	33.361	22.550	11.608	22.172	2'04.421 P	290.3	16:36'41.098

2° 58 E. PUSCEDDU (1'52.935)

Lap	Seg. 1	Seg. 2	Seg. 3	Seg. 4	Seg. 5	Lap Time	km/h	Local Time
		34.952	23.231	11.615	16.525		291.1	16:02'48.940
1	33.189	32.839	22.608	11.270	16.261	1'56.167	297.5	16:04'45.107
2	32.730	32.375	22.464	11.180	16.124	1'54.873	299.2	16:06'39.980
3	34.978	36.100	26.166	12.065	23.880	2'13.189 P	259.0	16:08'53.169
4	7'18.354	39.828	23.601	11.339	15.973	8'49.095 P	291.9	16:17'42.264
5	32.432	31.980	21.915	11.170	**15.655**	1'53.152	295.9	16:19'35.416
6	**32.314**	**31.896**	**21.913**	**11.056**	15.756	**1'52.935**	**301.7**	16:21'28.351
7	45.617	35.369	25.431	12.542	22.772	2'21.731 P	260.9	16:23'50.082

3° 21 F. MARINO (1'53.006)

Lap	Seg. 1	Seg. 2	Seg. 3	Seg. 4	Seg. 5	Lap Time	km/h	Local Time
		33.812	31.576	11.590	16.566		301.7	16:04'08.283
1	33.374	32.676	22.564	11.345	16.342	1'56.301	299.2	16:06'04.584
2	33.016	32.686	22.399	11.122	16.555	1'55.778	303.4	16:08'00.362
3	33.220	32.525	22.729	11.262	19.402	1'59.138 P	298.3	16:09'59.500
4	4'40.596	33.105	22.487	11.264	16.328	6'03.780 P	299.2	16:16'03.280
5	33.102	32.218	22.206	11.162	16.644	1'55.332	**304.2**	16:17'58.612
6	33.121	32.540	22.257	11.181	16.232	1'55.331	302.5	16:19'53.943
7	32.885	32.436	22.341	11.229	16.347	1'55.238	303.4	16:21'49.181
8	33.828	33.150	23.069	11.265	19.493	2'00.805 P	301.7	16:23'49.986
9	5'17.537	33.535	24.504	11.169	16.053	6'42.798 P	300.8	16:30'32.784
10	32.485	**31.681**	21.778	11.130	16.336	1'53.410	302.5	16:32'26.194
11	32.466	31.937	21.888	11.171	15.863	1'53.325	300.0	16:34'19.519
12	38.205	33.580	22.655	11.138	20.301	2'05.879 P	300.0	16:36'25.398
13	4'00.393	35.162	22.392	**11.085**	**15.804**	5'24.836 P	302.5	16:41'50.234
14	**32.311**	31.945	**21.764**	11.100	15.886	**1'53.006**	303.4	16:43'43.240
15	40.189	35.257	24.969	11.674	21.041	2'13.130 P	298.3	16:45'56.370

4° 5 M. FACCANI (1'53.086)

Lap	Seg. 1	Seg. 2	Seg. 3	Seg. 4	Seg. 5	Lap Time	km/h	Local Time
		35.141	23.180	11.347	16.384		294.3	16:03'12.021
1	33.987	32.947	22.373	11.386	16.311	1'57.004	292.7	16:05'09.025
2	33.174	32.583	22.494	11.313	16.172	1'55.736	295.1	16:07'04.761
3	33.802	32.575	22.366	11.340	21.424	2'01.507 P	291.9	16:09'06.268
4	7'03.840	33.889	23.007	14.044	16.425	8'31.205 P	272.7	16:17'37.473
5	33.000	33.050	22.446	11.226	16.207	1'55.929	296.7	16:19'33.402
6	33.027	32.545	22.064	11.352	16.355	1'55.343	296.7	16:21'28.745
7	33.432	32.985	31.012	13.475	21.243	2'12.147 P	272.7	16:23'40.892
8	6'31.010	44.086	24.615	11.419	16.032	8'07.162 P	290.3	16:31'48.054
9	**32.254**	**32.040**	**21.745**	11.308	**15.739**	**1'53.086**	294.3	16:33'41.140
10	36.513	33.318	22.699	11.654	21.190	2'05.374 P	291.1	16:35'46.514
11	9'12.004	35.898	22.820	**11.183**	16.446	10'38.351 P	**299.2**	16:46'24.865

5° 2 R. TAMBURINI (1'53.475)

Lap	Seg. 1	Seg. 2	Seg. 3	Seg. 4	Seg. 5	Lap Time	km/h	Local Time
		35.503	25.704	13.186	16.828		294.3	16:04'01.071
1	34.086	40.030	22.840	11.313	16.497	2'04.766	300.0	16:06'05.837
2	33.194	32.773	22.575	11.179	16.557	1'56.278	301.7	16:08'02.115
3	33.203	32.802	22.496	11.162	16.443	1'56.106	304.2	16:09'58.221
4	37.686	34.729	23.808	11.447	21.718	2'09.388 P	276.9	16:12'07.609
5	3'54.981	33.818	22.698	11.295	16.478	5'19.270 P	299.2	16:17'26.879
6	33.284	32.818	22.369	11.217	16.484	1'56.172	300.8	16:19'23.051
7	33.354	32.797	22.454	11.206	16.534	1'56.345	301.7	16:21'19.396
8	39.671	36.903	25.788	11.269	21.735	2'15.366 P	304.2	16:23'34.762
9	5'15.940	32.696	22.177	**11.077**	**15.940**	6'37.830 P	300.0	16:30'12.592
10	**32.449**	**31.948**	**21.849**	11.125	16.104	**1'53.475**	300.0	16:32'06.067
11	32.536	31.983	21.910	11.102	15.978	1'53.509	300.8	16:33'59.576
12	40.909	34.650	23.930	11.254	22.921	2'13.664 P	291.9	16:36'13.240
13	4'41.626	35.382	22.654	11.235	16.570	6'07.467 P	298.3	16:42'20.707
14	32.919	32.209	22.134	11.104	16.181	1'54.547	**306.8**	16:44'15.254
15	32.781	32.089	21.967	11.097	16.126	1'54.060	302.5	16:46'09.314

6° 12 M. RINALDI (1'53.534)

Lap	Seg. 1	Seg. 2	Seg. 3	Seg. 4	Seg. 5	Lap Time	km/h	Local Time
		33.853	22.964	11.419	16.495		298.3	16:02'55.387
1	33.826	33.098	22.359	11.348	16.480	1'57.111	300.0	16:04'52.498
2	33.316	33.180	22.582	11.233	16.762	1'57.073	302.5	16:06'49.571
3	33.100	33.622	23.345	11.562	24.519	2'06.148 P	296.7	16:08'55.719
4	7'27.976	33.664	22.611	11.086	16.137	8'51.474 P	303.4	16:17'47.193
5	32.683	32.166	21.977	11.149	15.964	1'53.939	304.2	16:19'41.132
6	32.441	32.112	22.063	**11.083**	16.074	1'53.773	**306.8**	16:21'34.905
7	**32.324**	**32.045**	22.111	11.181	**15.873**	**1'53.534**	303.4	16:23'28.439
8	35.307	35.585	24.007	11.587	23.363	2'09.849 P	291.1	16:25'38.288
9	9'16.933	38.325	23.005	11.304	16.034	10'45.601 P	299.2	16:36'23.889
10	32.500	32.136	**21.925**	11.231	16.341	1'54.133	302.5	16:38'18.022
11	32.628	32.145	21.939	11.153	16.284	1'54.149		16:40'12.171
12	32.449	32.220	21.927	11.139	16.056	1'53.791	302.5	16:42'05.962
13	32.638	32.063	22.109	11.212	16.064	1'54.086	302.5	16:44'00.048
14	36.314	34.354	23.883	11.473	16.434	2'02.458	300.0	16:46'02.506

7° 35 R. DE ROSA (1'53.875)

Lap	Seg. 1	Seg. 2	Seg. 3	Seg. 4	Seg. 5	Lap Time	km/h	Local Time
		37.081	24.956	11.251	17.762		300.0	16:03'30.294
1	34.222	33.356	22.806	11.070	17.389	1'58.843	303.4	16:05'29.137
2	33.639	33.155	22.652	11.273	16.775	1'57.494	300.8	16:07'26.631
3	33.651	32.996	22.710	11.074	16.770	1'57.201	301.7	16:09'23.832
4	33.696	33.026	22.812	11.214	16.788	1'57.536	301.7	16:11'21.368
5	37.179	35.254	23.894	12.068	23.477	2'11.872 P	288.8	16:13'33.240
6	8'21.978	42.455	27.035	11.878	17.071	10'00.417 P	290.3	16:23'33.657
7	33.117	32.196	22.373	10.875	**16.067**	1'54.628	303.4	16:25'28.285
8	37.165	34.961	23.365	11.529	16.545	2'03.565	295.9	16:27'31.850
9	32.801	32.058	22.281	10.884	16.159	1'54.183	303.4	16:29'26.033
10	32.959	32.039	22.164	11.016	16.277	1'54.455	302.5	16:31'20.488
11	37.176	34.504	23.575	11.076	22.701	2'09.032 P	300.8	16:33'29.520
12	6'48.190	38.837	29.535	11.107	16.276	8'23.945 P	302.5	16:41'53.465
13	32.905	**31.911**	22.378	**10.815**	16.085	1'54.094	306.8	16:43'47.559
14	**32.770**	32.052	**22.069**	10.877	16.107	**1'53.875**	**307.7**	16:45'41.434

8° 36 L. MERCADO (1'54.292)

Lap	Seg. 1	Seg. 2	Seg. 3	Seg. 4	Seg. 5	Lap Time	km/h	Local Time
		35.547	23.891	12.199	16.702		295.1	16:02'26.057
1	33.488	32.976	22.551	11.164	16.572	1'56.751	305.1	16:04'22.808
2	33.166	33.538	34.874	11.949	17.133	2'10.660	298.3	16:06'33.468
3	33.197	32.736	22.411	11.178	16.566	1'56.088	304.2	16:08'29.556
4	33.499	33.250	22.404	11.088	16.445	1'56.686	305.1	16:10'26.242
5	33.105	32.783	22.321	11.178	16.530	1'55.917	303.4	16:12'22.159
6	33.292	33.824	22.717	11.208	20.978	2'02.019 P	301.7	16:14'24.178
7	8'58.532	34.588	23.018	11.229	16.433	10'23.800 P	298.3	16:24'47.978
8	33.020	32.233	22.124	11.010	16.356	1'54.743	304.2	16:26'42.721
9	33.049	**32.159**	22.133	11.120	16.182	1'54.643	302.5	16:28'37.364
10	33.252	39.432	24.985	11.142	20.614	2'09.425 P	300.8	16:30'46.789
11	6'26.823	34.209	22.579	11.258	16.505	7'51.374 P	298.3	16:38'38.163
12	32.818	32.166	**21.900**	11.117	16.291	**1'54.292**	303.4	16:40'32.455
13	32.634	32.242	22.287	**10.931**	16.483	1'54.577	**307.7**	16:42'27.032
14	32.759	32.187	22.108	11.109	**16.130**	1'54.293	303.4	16:44'21.325
15	**32.581**	32.225	22.601	11.210	16.248	1'54.865	301.7	16:46'16.190

9° 121 A. ANDREOZZI (1'54.560)

Lap	Seg. 1	Seg. 2	Seg. 3	Seg. 4	Seg. 5	Lap Time	km/h	Local Time
		34.273	23.713	11.656	16.779		284.2	16:03'40.164
1	34.008	33.710	22.889	11.625	16.534	1'58.766	282.0	16:05'38.930
2	33.267	33.159	22.923	11.505	16.769	1'57.623	286.5	16:07'36.553
3	35.716	35.482	23.271	11.590	16.616	2'02.675	283.5	16:09'39.228
4	33.319	33.608	22.782	11.520	20.930	2'02.159 P	283.5	16:11'41.387
5	11'02.101	33.131	22.673	11.491	16.080	12'25.476 P	285.0	16:24'06.863
6	32.724	32.382	22.297	11.411	**15.920**	1'54.734	285.7	16:26'01.597
7	32.601	**32.257**	22.409	**11.337**	15.956	**1'54.560**	285.7	16:27'56.157
8	**32.597**	32.499	**22.296**	11.461	16.040	1'54.893	285.0	16:29'51.050
9	33.973	35.654	23.987	12.690	21.681	2'07.985 P	260.2	16:31'59.035
10	9'51.003	34.633	23.098	11.474	16.338	11'16.546 P	285.7	16:43'15.581
11	33.034	32.591	25.244	11.513	16.428	1'58.810	**287.2**	16:45'14.391

10° 59 A. MANTOVANI (1'54.584)

Lap	Seg. 1	Seg. 2	Seg. 3	Seg. 4	Seg. 5	Lap Time	km/h	Local Time
		36.180	24.031	11.428	16.516		295.9	16:04'19.430
1	33.666	32.306	22.513	**11.144**	16.155	1'55.784	299.2	16:06'15.214
2	32.929	32.516	22.042	11.323	23.098	2'01.908 P	294.3	16:08'17.122
3	9'26.342	34.014	23.451	11.454	16.568	10'51.829 P	293.5	16:19'08.951
4	33.245	32.201	22.359	11.238	16.200	1'55.243	297.5	16:21'04.194
5	33.059	32.340	**22.036**	11.216	16.240	1'54.891	297.5	16:22'59.085
6	33.336	32.194	22.240	11.166	**16.133**	1'55.069	296.7	16:24'54.154
7	33.155	32.314	22.443	11.249	16.289	1'55.450	297.5	16:26'49.604
8	37.803	32.788	23.648	11.296	24.059	2'09.594 P	298.3	16:28'59.198
9	10'24.218	33.422	22.785	11.248	16.444	11'48.117 P	295.1	16:40'47.315

P = Pits In/Out - C = Lap-Time Cancelled

PIRELLI
Official Tyre Supplier
TISSOT
SWISS WATCHES SINCE 1853
Official Timekeeper

SUPERSTOCK1000 FIM CUP

13

STK1000

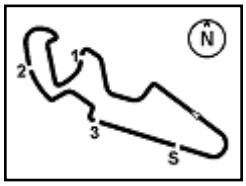

MotorLand Aragon 5.077 m

Aragon Round, 1-2-3 April 2016

Superstock 1000 - Chronological Analysis Free Practice 2nd Session

10	33.186	32.224	22.111	11.154	16.256	1'54.931	297.5	16:42'42.246
11	**32.803**	**32.023**	22.230	11.214	16.314	**1'54.584**	**300.0**	16:44'36.830
12	33.153	32.281	22.296	11.208	16.207	1'55.145	299.2	16:46'31.975

11° 43 F. MASSEI (1'54.663)

Lap	Seg. 1	Seg. 2	Seg. 3	Seg. 4	Seg. 5	Lap Time	km/h	Local Time
		39.275	27.597	12.255	18.795		250.6	16:02'48.381
1	36.946	37.749	24.554	12.147	17.479	2'08.875	268.0	16:04'57.256
2	36.573	34.898	24.792	11.642	17.868	2'05.773	282.7	16:07'03.029
3	37.010	34.592	24.237	11.743	17.685	2'05.267	285.0	16:09'08.296
4	35.045	33.821	23.269	11.560	27.072	2'10.767 P	291.1	16:11'19.063
5	5'01.983	42.783	23.362	11.506	16.357	6'35.991 P	291.9	16:17'55.054
6	33.330	32.832	22.439	**11.242**	16.453	1'56.296	294.3	16:19'51.350
7	32.945	32.568	22.384	11.250	16.265	1'55.412	**295.9**	16:21'46.762
8	36.510	33.290	23.235	11.628	22.287	2'06.950 P	285.0	16:23'53.712
9	3'32.830	33.347	22.554	11.418	16.161	4'56.310 P	291.1	16:28'50.022
10	**32.612**	**32.457**	**22.256**	11.293	**16.045**	**1'54.663**	**295.9**	16:30'44.685
11	32.705	32.740	22.272	11.336	16.709	1'55.762	292.7	16:32'40.447
12	32.974	32.711	22.491	11.340	16.258	1'55.774	291.1	16:34'36.221
13	35.551	33.189	22.856	11.673	22.011	2'05.280 P	289.5	16:36'41.501
14	5'06.794	33.529	23.123	12.088	16.750	6'32.284 P	288.0	16:43'13.785
15	33.272	33.724	23.395	11.383	16.276	1'58.050	293.5	16:45'11.835

12° 74 K. CALIA (1'54.672)

Lap	Seg. 1	Seg. 2	Seg. 3	Seg. 4	Seg. 5	Lap Time	km/h	Local Time
		35.122	23.658	11.237	16.822		300.0	16:03'16.209
1	33.815	33.675	22.926	11.139	16.901	1'58.456	300.0	16:05'14.665
2	33.606	34.921	23.277	11.533	22.135	2'05.472 P	285.0	16:07'20.137
3	6'03.443	34.530	23.100	11.104	16.437	7'28.614 P	299.2	16:14'48.751
4	33.061	32.763	22.295	11.017	16.420	1'55.556	302.5	16:16'44.307
5	**32.692**	32.546	22.388	**10.924**	16.261	1'54.811	303.4	16:18'39.118
6	33.108	32.631	22.730	11.191	22.282	2'01.942 P	302.5	16:20'41.060
7	5'38.218	33.454	22.407	11.079	16.357	7'01.515 P	299.2	16:27'42.575
8	32.871	32.804	22.264	11.070	16.448	1'55.457	300.0	16:29'38.032
9	33.030	32.618	22.205	11.126	16.291	1'55.270	300.0	16:31'33.302
10	32.740	32.515	**22.137**	11.092	16.188	**1'54.672**	300.0	16:33'27.974
11	32.761	32.553	22.150	11.204	**16.155**	1'54.823	300.0	16:35'22.797
12	34.740	33.634	22.815	11.603	20.224	2'03.016 P	288.8	16:37'25.813
13	4'32.761	37.495	26.998	11.438	16.429	6'05.121 P	301.7	16:43'30.934
14	33.020	**32.360**	22.238	10.967	16.189	1'54.774	**305.9**	16:45'25.708

13° 87 L. MARCONI (1'54.777)

Lap	Seg. 1	Seg. 2	Seg. 3	Seg. 4	Seg. 5	Lap Time	km/h	Local Time
		36.784	25.206	12.012	18.076		291.1	16:03'57.843
1	35.686	36.389	23.567	11.375	16.863	2'03.880	294.3	16:06'01.723
2	34.244	33.367	22.933	11.244	16.799	1'58.587	**298.3**	16:08'00.310
3	36.639	33.621	24.776	11.503	23.616	2'10.155 P	291.9	16:10'10.465
4	9'05.455	36.415	28.429	24.966	20.087	10'55.352 P		16:21'05.817
5	33.668	32.520	22.464	11.174	16.336	1'56.162	297.5	16:23'01.979
6	33.038	32.345	22.451	11.187	**16.124**	1'55.145	296.7	16:24'57.124
7	32.900	32.273	22.415	**11.173**	16.198	1'54.959	296.7	16:26'52.083
8	33.545	33.977	23.499	11.291	16.316	1'58.628	295.9	16:28'50.711
9	33.125	36.933	28.836	25.542	24.025	2'28.461 P		16:31'19.172
10	6'26.864	34.266	26.486	30.614	20.128	8'18.358 P		16:39'37.530
11	34.339	41.892	28.344	12.779	16.379	2'13.733	288.0	16:41'51.263
12	**32.850**	**32.271**	**22.096**	11.209	16.351	**1'54.777**	296.7	16:43'46.040
13	32.898	32.347	22.304	11.187	16.289	1'55.025	295.1	16:45'41.065

14° 7 M. SCHEIB (1'54.828)

Lap	Seg. 1	Seg. 2	Seg. 3	Seg. 4	Seg. 5	Lap Time	km/h	Local Time
		35.063	24.249	11.791	17.438		291.1	16:03'02.132
1	34.891	33.887	23.451	11.545	17.442	2'01.216	291.1	16:05'03.348
2	34.949	34.050	23.139	11.434	17.231	2'00.803	292.7	16:07'04.151
3	34.970	33.497	23.156	11.444	23.272	2'06.339 P	293.5	16:09'10.490
4	8'57.758	35.130	23.128	11.210	16.576	10'23.802 P	296.7	16:19'34.292
5	33.215	32.580	**22.077**	11.259	**16.118**	1'55.249	**297.5**	16:21'29.541
6	35.220	36.371	28.455	12.962	23.553	2'16.561 P	279.8	16:23'46.102
7	6'22.864	44.926	22.987	11.322	16.594	7'58.693 P	290.3	16:31'44.795
8	33.081	32.503	22.374	**11.096**	16.166	1'55.220	295.1	16:33'40.015
9	39.127	34.713	23.339	12.898	23.833	2'13.910 P	285.0	16:35'53.925
10	5'18.632	33.355	23.178	11.193	16.462	6'42.820 P	294.3	16:42'36.745
11	**32.913**	**32.332**	22.290	11.139	16.154	**1'54.828**	296.7	16:44'31.573
12	44.282	34.618	23.378	12.170	24.625	2'19.073 P	282.7	16:46'50.646

15° 11 J. GUARNONI (1'54.897)

Lap	Seg. 1	Seg. 2	Seg. 3	Seg. 4	Seg. 5	Lap Time	km/h	Local Time
		41.362	34.328	21.326	17.088		266.7	16:05'01.446
1	35.223	35.088	27.178	11.411	16.797	2'05.697	292.7	16:07'07.143
2	33.861	33.085	22.901	11.422	16.750	1'58.019	293.5	16:09'05.162
3	33.932	32.974	22.817	11.395	16.579	1'57.697	291.1	16:11'02.859
4	33.777	33.052	22.882	11.364	16.586	1'57.661	292.7	16:13'00.520
5	38.653	34.729	24.545	11.763	21.918	2'11.608 P	281.3	16:15'12.128
6	14'44.178	36.223	23.157	11.373	16.617	16'11.548 P	290.3	16:31'23.676
7	33.559	32.634	22.574	11.201	16.060	1'56.028	292.7	16:33'19.704
8	**33.027**	32.247	22.432	11.240	16.224	1'55.170	293.5	16:35'14.874
9	33.067	32.370	22.421	11.221	16.165	1'55.244	292.7	16:37'10.118
10	33.122	32.380	**22.290**	**11.127**	**16.041**	1'54.960	**294.3**	16:39'05.078
11	33.135	32.245	22.386	11.206	16.080	1'55.052	291.9	16:41'00.130
12	33.050	**32.216**	22.322	11.194	16.115	**1'54.897**	**294.3**	16:42'55.027
13	42.721	38.702	26.384	13.569	21.200	2'22.576 P		16:45'17.603

16° 67 B. STARING (1'55.058)

Lap	Seg. 1	Seg. 2	Seg. 3	Seg. 4	Seg. 5	Lap Time	km/h	Local Time
								16:02'02.141
1	33.785	33.050	22.562	11.795	16.647	1'57.839		16:03'59.980
2						2'38.953 P		16:06'38.933
3	12'13.509	36.398	23.300	11.454	16.520	13'41.181 P	292.7	16:20'20.114
4	33.309	32.368	22.486	11.259	16.305	1'55.727	**295.9**	16:22'15.841
5	**32.887**	32.345	22.813	**11.227**	16.252	1'55.524	295.1	16:24'11.365
6	32.923	32.715	22.843	11.331	16.430	1'56.242	**295.9**	16:26'07.607
7	33.894	33.069	22.558	11.309	**16.149**	1'56.979	291.1	16:28'04.586
8	32.954	**32.248**	22.408	11.274	16.174	**1'55.058**	292.7	16:29'59.644
9	32.923	32.792	22.347	11.316	16.194	1'55.572	291.9	16:31'55.216
10	32.948	32.535	22.328	11.338	16.202	1'55.351	291.1	16:33'50.567
11	37.113	32.815	23.180	11.317	21.053	2'05.478 P	290.3	16:35'56.045
12	3'00.552	33.817	22.829	11.294	16.488	4'24.980 P	293.5	16:40'21.025
13	33.120	32.629	22.362	11.232	16.794	1'56.137	295.1	16:42'17.162
14	32.905	32.362	**22.322**	12.038	22.168	2'01.795 P	272.0	16:44'18.957

17° 23 C. PONSSON (1'55.099)

Lap	Seg. 1	Seg. 2	Seg. 3	Seg. 4	Seg. 5	Lap Time	km/h	Local Time
		34.634	23.745	11.590	16.724		289.5	16:03'40.988
1	33.862	33.356	22.935	11.409	16.633	1'58.195	**295.1**	16:05'39.183
2	33.484	33.142	22.889	11.392	16.797	1'57.704	**295.1**	16:07'36.887
3	33.709	33.070	22.946	12.099	16.722	1'58.546	283.5	16:09'35.433
4	36.080	36.191	23.447	11.509	20.093	2'07.320 P	288.0	16:11'42.753
5	16'30.469	36.204	22.765	11.430	16.175	17'57.043 P	288.8	16:29'39.796
6	33.136	32.465	22.321	11.335	**16.112**	1'55.369	291.1	16:31'35.165
7	**32.985**	**32.346**	**22.263**	**11.318**	16.187	**1'55.099**	291.9	16:33'30.264
8	33.002	32.422	22.453	11.370	16.166	1'55.413	289.5	16:35'25.677
9	35.311	33.733	23.582	11.594	16.419	2'00.639	286.5	16:37'26.316
10	33.174	43.799	35.398	38.894	1'12.555	3'43.820 P		16:41'10.136

18° 54 T. RAZGATLIOGLU (1'55.295)

Lap	Seg. 1	Seg. 2	Seg. 3	Seg. 4	Seg. 5	Lap Time	km/h	Local Time
		36.132	23.961	11.219	16.492		298.3	16:02'46.614
1	33.853	32.978	22.604	11.348	16.336	1'57.119	295.9	16:04'43.733
2	33.316	32.781	22.593	11.188	16.273	1'56.151	298.3	16:06'39.884
3	33.529	39.077	23.929	11.938	22.972	2'11.445 P	287.2	16:08'51.329
4	10'47.714	34.411	23.581	11.225	16.339	12'13.270 P	295.9	16:21'04.599
5	33.010	32.713	22.308	**11.165**	16.136	1'55.332	**300.8**	16:22'59.931
6	33.049	32.706	**22.271**	11.191	16.155	1'55.372	299.2	16:24'55.303
7	33.134	32.623	22.381	11.246	16.221	1'55.605	299.2	16:26'50.908
8	33.663	36.174	22.872	11.198	**16.012**	1'59.919	**300.8**	16:28'50.827
9	**32.889**	**32.599**	22.312	11.230	16.265	**1'55.295**	299.2	16:30'46.122
10	37.786	33.938	23.201	11.484	16.515	2'02.924	292.7	16:32'49.046
11	33.495	33.123	22.769	11.367	23.998	2'04.752 P	296.7	16:34'53.798

19° 41 F. D'ANNUNZIO (1'55.394)

Lap	Seg. 1	Seg. 2	Seg. 3	Seg. 4	Seg. 5	Lap Time	km/h	Local Time
		39.159	23.470	11.789	16.962		283.5	16:02'36.559
1	34.346	34.660	25.164	12.045	22.061	2'08.276 P	267.3	16:04'44.835
2	4'55.991	37.232	23.865	11.815	17.534	6'26.437 P	285.0	16:11'11.272
3	34.312	33.608	22.840	11.386	17.050	1'59.196	291.9	16:13'10.468
4	34.999	34.872	23.995	13.363	22.095	2'09.324 P		16:15'19.792
5	7'57.255	34.699	23.002	11.611	18.022	9'24.589 P	288.0	16:24'44.381
6	33.797	33.022	23.018	11.527	16.622	1'57.986	291.9	16:26'42.367
7	34.421	32.690	22.641	11.299	16.387	1'57.438	291.1	16:28'39.805
8	33.302	32.664	22.474	11.339	16.838	1'56.617	286.5	16:30'36.422
9	33.316	32.477	22.563	11.645	16.583	1'56.584	286.5	16:32'33.006
10	33.223	32.635	22.569	11.229	16.765	1'56.421	289.5	16:34'29.427
11	35.064	33.715	23.432	11.732	20.923	2'04.866 P	285.7	16:36'34.293
12	4'39.232	33.111	23.252	11.241	16.479	6'03.315 P	**295.9**	16:42'37.608
13	33.137	32.661	22.530	11.199	16.324	1'55.851	294.3	16:44'33.459
14	**33.133**	**32.409**	**22.361**	**11.179**	**16.312**	**1'55.394**	293.5	16:46'28.853

20° 44 A. TUCCI (1'55.537)

Lap	Seg. 1	Seg. 2	Seg. 3	Seg. 4	Seg. 5	Lap Time	km/h	Local Time
		37.129	24.464	11.376	16.995		296.7	16:02'06.054
1	34.204	33.149	22.704	11.424	16.716	1'58.197	298.3	16:04'04.251
2	33.740	33.127	23.126	11.427	16.768	1'58.188	298.3	16:06'02.439
3	33.766	33.429	22.897	11.265	16.952	1'58.309	297.5	16:08'00.748
4	33.740	33.091	22.581	11.303	16.744	1'57.459	296.7	16:09'58.207
5	36.331	36.013	23.508	12.180	22.525	2'10.557 P	288.8	16:12'08.764
6	4'36.689	35.035	24.269	11.577	17.267	6'04.837 P	293.5	16:18'13.601
7	34.308	33.298	22.838	11.376	16.809	1'58.629	297.5	16:20'12.230

P = Pits In/Out - C = Lap-Time Cancelled

PIRELLI
Official Tyre Supplier
TISSOT
SWISS WATCHES SINCE 1853
Official Timekeeper

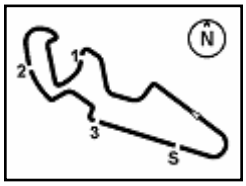

MotorLand Aragon 5.077 m

Aragon Round, 1-2-3 April 2016

Superstock 1000 - Chronological Analysis Free Practice 2nd Session

8	33.846	33.251	23.085	13.235	23.727	2'07.144 P		16:22'19.374
9	3'38.964	36.386	23.391	12.111	16.723	5'07.575 P	291.1	16:27'26.949
10	33.302	32.614	22.264	11.273	16.406	1'55.859	297.5	16:29'22.808
11	33.199	32.717	22.373	11.270	16.566	1'56.125	295.1	16:31'18.933
12	33.254	32.586	**22.249**	11.200	**16.381**	1'55.670	295.9	16:33'14.603
13	34.601	35.868	23.158	11.188	16.560	2'01.375	297.5	16:35'15.978
14	**33.064**	**32.449**	22.451	**10.951**	16.622	**1'55.537**	297.5	16:37'11.515
15	33.238	32.619	22.489	10.978	16.451	1'55.775	**304.2**	16:39'07.290
16	33.471	33.117	22.393	12.102	22.467	2'03.550 P	258.4	16:41'10.840
17	2'41.983	37.308	27.460	14.356	25.048	4'26.155 P		16:45'36.995

21° 123 L. SALVADORI (1'55.545)

Lap	Seg. 1	Seg. 2	Seg. 3	Seg. 4	Seg. 5	Lap Time	km/h	Local Time
		35.047	23.628	11.562	16.903		288.0	16:02'39.099
1	34.306	33.456	23.128	11.543	17.026	1'59.459	289.5	16:04'38.558
2	34.626	34.328	23.495	11.521	17.179	2'01.149	290.3	16:06'39.707
3	34.552	33.834	25.620	15.242	24.609	2'13.857 P		16:08'53.564
4	7'12.546	42.813	24.969	12.353	16.460	8'49.141 P	276.9	16:17'42.705
5	**33.035**	32.552	22.361	11.327	**16.270**	**1'55.545**	293.5	16:19'38.250
6	33.408	32.769	22.589	11.582	16.584	1'56.932	276.2	16:21'35.182
7	33.046	32.627	22.262	11.356	16.316	1'55.607	293.5	16:23'30.789
8	36.210	37.701	24.811	14.772	23.430	2'16.924 P		16:25'47.713
9	12'43.349	36.581	26.809	18.710	19.365	14'24.814 P		16:40'12.527
10	33.360	32.957	22.297	11.335	37.126	2'17.075	**296.7**	16:42'29.602
11	33.590	36.551	24.937	15.287	17.879	2'08.244		16:44'37.846
12	33.325	**32.507**	**22.247**	**11.241**	16.326	1'55.646	295.1	16:46'33.492

22° 16 G. BLACK (1'55.659)

Lap	Seg. 1	Seg. 2	Seg. 3	Seg. 4	Seg. 5	Lap Time	km/h	Local Time
		36.506	23.936	11.850	17.176		289.5	16:08'43.717
1	34.252	33.765	22.892	11.561	16.867	1'59.337	291.1	16:10'43.054
2	33.910	33.309	22.948	11.490	16.839	1'58.496	293.5	16:12'41.550
3	33.789	33.531	22.845	11.573	16.850	1'58.588	289.5	16:14'40.138
4	33.709	33.161	22.666	11.549	16.927	1'58.012	288.8	16:16'38.150
5	34.070	33.706	23.232	11.610	22.579	2'05.197 P	288.0	16:18'43.347
6	7'15.094	34.179	22.986	11.560	16.480	8'40.299 P	288.8	16:27'23.646
7	33.272	32.595	22.624	11.314	16.300	1'56.105	**296.7**	16:29'19.751
8	33.305	32.517	**22.343**	11.362	**16.230**	1'55.757	291.1	16:31'15.508
9	**33.068**	32.524	22.389	11.410	16.268	**1'55.659**	291.1	16:33'11.167
10	37.951	34.189	23.052	12.081	16.828	2'04.101	255.3	16:35'15.268
11	33.099	32.673	22.475	11.382	16.386	1'56.015	292.7	16:37'11.283
12	33.123	**32.512**	22.602	**11.243**	16.297	1'55.777	**296.7**	16:39'07.060
13	33.543	34.334	23.035	11.580	17.011	1'59.503	289.5	16:41'06.563
14	37.963	33.117	23.541	12.008	21.716	2'08.345 P	286.5	16:43'14.908

23° 32 M. MOSER (1'55.776)

Lap	Seg. 1	Seg. 2	Seg. 3	Seg. 4	Seg. 5	Lap Time	km/h	Local Time
		35.543	24.333	11.586	17.543		280.5	16:02'47.673
1	34.123	33.537	22.999	11.525	16.618	1'58.802	285.7	16:04'46.475
2	33.542	33.156	22.923	11.838	16.625	1'58.084	283.5	16:06'44.559
3	33.330	33.274	23.736	11.574	16.696	1'58.610	285.0	16:08'43.169
4	33.332	33.138	22.761	11.517	16.612	1'57.360	287.2	16:10'40.529
5	33.758	33.322	22.971	11.511	21.705	2'03.267 P	286.5	16:12'43.796
6	10'08.432	35.329	23.771	11.590	16.759	11'35.881 P	280.5	16:24'19.677
7	33.148	32.598	22.669	11.639	16.595	1'56.649	283.5	16:26'16.326
8	33.169	32.622	**22.387**	11.407	**16.302**	1'55.887	284.2	16:28'12.213
9	**32.722**	33.781	28.108	11.874	16.788	2'03.273	282.7	16:30'15.486
10	32.869	**32.476**	22.538	11.518	16.560	1'55.961	285.7	16:32'11.447
11	42.968	35.024	24.015	11.542	16.468	2'10.017	284.2	16:34'21.464
12	34.220	33.638	23.006	11.521	22.815	2'05.200 P	281.3	16:36'26.664
13	3'19.994	34.122	23.266	11.595	16.791	4'45.768 P	284.2	16:41'12.432
14	33.170	32.726	22.804	11.496	16.451	1'56.647	287.2	16:43'09.079
15	32.902	32.618	22.511	**11.313**	16.432	**1'55.776**	**289.5**	16:45'04.855

24° 3 S. SUCHET (1'55.806)

Lap	Seg. 1	Seg. 2	Seg. 3	Seg. 4	Seg. 5	Lap Time	km/h	Local Time
		37.560	23.757	11.311	16.796		293.5	16:02'04.515
1	34.321	33.403	23.083	11.200	16.677	1'58.684	296.7	16:04'03.199
2	34.000	33.349	23.207	11.149	16.745	1'58.450	296.7	16:06'01.649
3	34.015	33.320	22.897	11.428	16.734	1'58.394	294.3	16:08'00.043
4	38.008	33.704	23.978	11.321	23.317	2'10.328 P	**298.3**	16:10'10.371
5	5'54.523	33.505	22.921	11.165	16.513	7'18.627 P	294.3	16:17'28.998
6	**33.239**	**32.521**	22.639	**11.070**	**16.337**	**1'55.806**	296.7	16:19'24.804
7	33.502	32.659	**22.635**	11.093	16.400	1'56.289	**298.3**	16:21'21.093
8	33.528	32.902	22.987	11.095	16.619	1'57.131	295.1	16:23'18.224
9	34.271	34.124	23.917	11.651	20.356	2'04.319 P	291.9	16:25'22.543
10	4'54.424	33.663	23.206	11.205	16.472	6'18.970 P	293.5	16:31'41.513
11	33.508	32.754	22.751	11.076	16.488	1'56.577	295.1	16:33'38.090
12	36.895	33.502	24.698	12.330	16.539	2'03.964	293.5	16:35'42.054
13	33.651	32.785	22.951	11.117	16.407	1'56.911	294.3	16:37'38.965
14	33.444	32.695	23.045	11.095	16.635	1'56.914	295.9	16:39'35.879
15	34.513	34.467	23.295	12.279	21.376	2'05.930 P	264.1	16:41'41.809
16	3'15.317	36.613	23.207	11.102	16.654	4'42.893 P	**298.3**	16:46'24.702

25° 69 D. MCFADDEN (1'56.019)

Lap	Seg. 1	Seg. 2	Seg. 3	Seg. 4	Seg. 5	Lap Time	km/h	Local Time
		34.865	23.466	11.524	16.450		291.9	16:02'04.583
1	33.245	32.848	22.651	11.377	16.508	1'56.629	295.1	16:04'01.212
2	34.181	33.085	22.720	11.465	16.623	1'58.074	287.2	16:05'59.286
3	33.465	32.977	22.679	11.324	26.037	2'06.482 P	290.3	16:08'05.768
4	11'23.181	40.150	23.155	11.550	16.565	12'54.601 P	289.5	16:21'00.369
5	33.348	32.635	22.471	11.355	16.536	1'56.345	292.7	16:22'56.714
6	33.112	**32.612**	22.383	11.481	16.431	**1'56.019**	288.0	16:24'52.733
7	33.359	32.811	22.360	11.497	16.376	1'56.403	289.5	16:26'49.136
8	43.764	35.373	23.859	12.470	23.749	2'19.215 P	274.8	16:29'08.351
9	9'25.934	35.990	22.910	11.407	16.408	10'52.649 P	289.5	16:40'01.000
10	**32.952**	32.658	22.964	**11.295**	**16.333**	1'56.202	**300.0**	16:41'57.202
11	51.615	35.899	**22.351**	11.413	25.985	2'27.263 P	292.7	16:44'24.465

26° 70 L. VITALI (1'56.408)

Lap	Seg. 1	Seg. 2	Seg. 3	Seg. 4	Seg. 5	Lap Time	km/h	Local Time
		34.881	23.806	11.582	17.232		289.5	16:05'44.536
1	34.048	34.353	26.874	11.668	22.002	2'08.945 P	289.5	16:07'53.481
2	4'33.776	39.536	23.264	13.972	17.946	6'08.494 P		16:14'01.975
3	33.534	32.901	22.663	**11.273**	16.995	1'57.366	295.1	16:15'59.341
4	33.282	**32.710**	**22.632**	11.290	**16.494**	**1'56.408**	**299.2**	16:17'55.749

27° 19 J. PUFFE (1'56.568)

Lap	Seg. 1	Seg. 2	Seg. 3	Seg. 4	Seg. 5	Lap Time	km/h	Local Time
		34.717	24.483	11.349	17.080		297.5	16:02'06.403
1	34.357	33.292	23.395	11.268	16.728	1'59.040	**295.9**	16:04'05.443
2	41.477	33.799	23.482	11.403	21.863	2'12.024 P	291.9	16:06'17.467
3	19'33.991	34.530	23.438	11.455	16.636	21'00.050 P	288.8	16:27'17.517
4	34.033	32.904	22.747	11.256	**16.370**	1'57.310	293.5	16:29'14.827
5	33.454	32.930	**22.546**	11.240	16.502	1'56.672	293.5	16:31'11.499
6	**33.254**	32.824	22.795	11.262	16.491	1'56.626	293.5	16:33'08.125
7	34.922	35.515	23.224	11.297	16.551	2'01.509	291.9	16:35'09.634
8	35.555	33.145	22.866	11.265	16.712	1'59.543	292.7	16:37'09.177
9	33.527	33.515	22.887	11.192	16.610	1'57.731	295.1	16:39'06.908
10	33.380	32.817	22.875	11.265	16.544	1'56.881	293.5	16:41'03.789
11	33.346	**32.746**	22.816	**11.173**	16.487	**1'56.568**	295.1	16:43'00.357
12	35.225	39.555	23.423	12.036	19.100	2'09.339		16:45'09.696

28° 9 T. FINSTERBUSCH (1'56.743)

Lap	Seg. 1	Seg. 2	Seg. 3	Seg. 4	Seg. 5	Lap Time	km/h	Local Time
		35.373	23.675	11.484	16.858		290.3	16:02'19.881
1	34.173	34.275	23.516	11.542	16.711	2'00.217	292.7	16:04'20.098
2	34.118	37.904	24.323	11.652	16.809	2'04.806	291.9	16:06'24.904
3	35.489	33.820	24.562	13.047	17.018	2'03.936	257.1	16:08'28.840
4	33.892	32.993	22.713	11.372	16.609	1'57.579	293.5	16:10'26.419
5	33.629	33.150	22.936	11.721	16.591	1'58.027	289.5	16:12'24.446
6	33.565	33.105	23.191	11.605	23.225	2'04.691 P	289.5	16:14'29.137
7	11'41.315	33.835	23.271	11.364	16.683	13'06.468 P	291.1	16:27'35.605
8	33.578	33.163	23.009	11.355	16.554	1'57.659	291.9	16:29'33.264
9	33.764	33.254	22.761	**11.282**	16.522	1'57.583	294.3	16:31'30.847
10	34.621	36.724	23.517	12.634	25.247	2'12.743 P		16:33'43.590
11	5'03.964	33.505	22.836	11.529	16.723	6'28.557 P	290.3	16:40'12.147
12	**33.456**	**32.758**	**22.520**	11.535	**16.474**	**1'56.743**	**295.9**	16:42'08.890
13	35.111	35.309	24.202	12.620	18.437	2'05.679	250.6	16:44'14.569
14	33.682	35.504	36.323	14.788	25.052	2'25.349 P		16:46'39.918

29° 93 R. MERCANDELLI (1'57.072)

Lap	Seg. 1	Seg. 2	Seg. 3	Seg. 4	Seg. 5	Lap Time	km/h	Local Time
		36.373	24.710	12.999	17.565		260.9	16:02'13.331
1	34.568	34.099	24.001	11.539	16.728	2'00.935	290.3	16:04'14.266
2	33.979	34.188	23.341	11.488	16.763	1'59.759	288.8	16:06'14.025
3	33.951	33.409	23.241	12.159	21.750	2'04.510 P		16:08'18.535
4	4'12.732	34.605	23.363	12.995	21.618	5'45.313 P	251.2	16:14'03.848
5	7'54.321	34.377	23.186	11.584	16.707	9'20.175 P	288.0	16:23'24.023
6	33.695	33.082	22.918	11.493	16.470	1'57.658	288.8	16:25'21.681
7	33.852	34.527	24.392	11.520	16.683	2'00.974	287.2	16:27'22.655
8	**33.467**	**32.903**	22.830	11.460	**16.412**	**1'57.072**	288.0	16:29'19.727
9	34.318	33.137	23.058	12.092	23.677	2'06.282 P		16:31'26.009
10	7'37.969	33.745	23.054	11.595	16.741	9'03.104 P	289.5	16:40'29.113
11	33.786	33.402	23.159	**11.413**	16.766	1'58.526	290.3	16:42'27.639
12	34.332	33.370	22.823	11.524	16.707	1'58.756	290.3	16:44'26.395
13	33.533	33.048	**22.629**	11.421	16.629	1'57.260	**291.1**	16:46'23.655

30° 91 L. OPPEDISANO (1'57.080)

Lap	Seg. 1	Seg. 2	Seg. 3	Seg. 4	Seg. 5	Lap Time	km/h	Local Time
		35.823	25.090	**11.130**	16.751		**295.9**	16:02'47.020
1	33.703	33.232	22.792	11.785	16.724	1'58.236	291.9	16:04'45.256
2	**33.363**	32.872	22.761	11.494	16.590	**1'57.080**	293.5	16:06'42.336
3	39.061	35.235	24.060	11.668	24.838	2'14.862 P	279.8	16:08'57.198
4	7'47.440	35.048	24.044	15.482	17.375	9'19.389 P		16:18'16.587
5	34.252	33.367	22.862	11.377	**16.565**	1'58.423	295.1	16:20'15.010

P = Pits In/Out - C = Lap-Time Cancelled

PIRELLI
Official Tyre Supplier

TISSOT
SWISS WATCHES SINCE 1853
Official Timekeeper

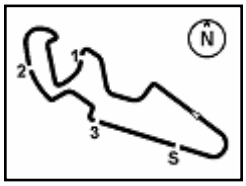

MotorLand Aragon 5.077 m

Aragon Round, 1-2-3 April 2016

Superstock 1000 - Chronological Analysis Free Practice 2nd Session

6	33.665	32.933	22.805	11.379	16.825	1'57.607	295.1	16:22'12.617
7	33.543	33.159	22.843	11.439	16.618	1'57.602	292.7	16:24'10.219
8	33.715	**32.862**	**22.703**	11.415	16.588	1'57.283	292.7	16:26'07.502
9	33.711	34.025	23.989	11.815	23.734	2'07.274 P	288.0	16:28'14.776
10	9'49.340	34.125	24.051	11.298	16.855	11'15.669 P	291.1	16:39'30.445
11	34.488	33.599	26.908	12.700	20.092	2'07.787	255.3	16:41'38.232
12	33.952	33.161	22.742	11.363	16.686	1'57.904	**295.9**	16:43'36.136
13	33.808	33.386	25.536	13.960	19.019	2'05.709	254.7	16:45'41.845

31° 52 G. DUWELZ (1'57.334)

Lap	Seg. 1	Seg. 2	Seg. 3	Seg. 4	Seg. 5	Lap Time	km/h	Local Time
		34.949	23.653	11.479	16.869		288.8	16:02'35.533
1	34.393	33.879	23.232	11.427	16.839	1'59.770	287.2	16:04'35.303
2	34.041	34.223	23.076	11.493	45.773	2'28.606 P	288.0	16:07'03.909
3	8'29.292	34.157	23.206	11.468	16.889	9'55.012 P	288.8	16:16'58.921
4	33.849	33.320	22.806	**11.379**	**16.615**	1'57.969	287.2	16:18'56.890
5	33.832	45.974	24.111	11.722	22.893	2'18.532 P	288.0	16:21'15.422
6	6'58.139	36.275	23.017	11.435	16.666	8'25.532 P	**289.5**	16:29'40.954
7	33.668	33.254	22.649	11.692	16.756	1'58.019	285.7	16:31'38.973
8	**33.424**	**32.956**	**22.563**	11.393	16.998	**1'57.334**	287.2	16:33'36.307

32° 99 F. CAVALLI (1'57.625)

Lap	Seg. 1	Seg. 2	Seg. 3	Seg. 4	Seg. 5	Lap Time	km/h	Local Time
		36.746	24.984	11.764	17.286		285.7	16:02'16.761
1	35.797	34.819	23.932	12.267	16.973	2'03.788	266.7	16:04'20.549
2	34.408	34.265	23.638	11.640	16.729	2'00.680	287.2	16:06'21.229
3	34.413	33.767	23.301	11.778	16.701	1'59.960	286.5	16:08'21.189
4	46.048	34.052	23.492	11.663	16.675	2'11.930	286.5	16:10'33.119
5	34.379	33.766	23.568	11.644	16.743	2'00.100	288.0	16:12'33.219
6	40.330	41.342	27.193	12.803	25.693	2'27.361 P	266.0	16:15'00.580
7	5'01.777	38.623	24.070	14.141	17.323	6'35.934 P		16:21'36.514
8	34.324	33.430	23.186	11.632	16.570	1'59.142	289.5	16:23'35.656
9	33.711	33.582	**22.847**	**11.477**	16.457	1'58.074	288.0	16:25'33.730
10	33.642	33.439	23.303	11.493	16.502	1'58.379	**291.1**	16:27'32.109
11	**33.620**	**33.097**	23.035	11.506	**16.367**	**1'57.625**	288.8	16:29'29.734
12	33.723	33.355	22.872	11.617	16.372	1'57.939	288.0	16:31'27.673
13	40.298	36.518	28.980	13.373	16.889	2'16.058		16:33'43.731
14	44.417	34.071	24.290	12.742	16.753	2'12.273	268.0	16:35'56.004
15	34.190	35.065	23.789	12.521	22.563	2'08.128 P	268.0	16:38'04.132

33° 13 F. SANCHIONI (1'57.631)

Lap	Seg. 1	Seg. 2	Seg. 3	Seg. 4	Seg. 5	Lap Time	km/h	Local Time
		35.349	24.502	11.670	17.420		288.0	16:02'06.554
1	37.185	34.680	23.588	**11.485**	16.723	2'03.661	**292.7**	16:04'10.215
2	34.799	34.590	30.306	11.652	16.726	2'08.073	288.8	16:06'18.288
3	34.235	34.087	28.101	11.613	21.342	2'09.378 P	289.5	16:08'27.666
4	8'17.288	35.048	24.354	12.557	17.156	9'46.403 P	272.7	16:18'14.069
5	34.569	33.702	23.485	11.516	16.389	1'59.661	288.8	16:20'13.730
6	34.196	33.342	23.010	11.563	16.906	1'59.017	290.3	16:22'12.747
7	34.222	33.719	22.891	11.548	16.563	1'58.943	287.2	16:24'11.690
8	33.806	33.243	**22.664**	11.595	16.323	**1'57.631**	290.3	16:26'09.321
9	41.366	33.613	22.814	11.513	16.335	2'05.641	288.0	16:28'14.962
10	34.273	**33.123**	22.871	11.541	**16.288**	1'58.096	291.9	16:30'13.058
11	33.803	33.472	22.844	11.668	16.476	1'58.263	286.5	16:32'11.321
12	**33.750**	33.310	23.071	11.637	17.700	1'59.468	286.5	16:34'10.789
13	48.972	33.481	23.300	12.031	16.609	2'14.393	285.7	16:36'25.182
14	34.005	33.176	23.055	11.585	16.428	1'58.249	289.5	16:38'23.431
15	41.095	34.155	23.374	11.826	21.087	2'11.537 P	286.5	16:40'34.968
16	2'20.729	42.307	29.363	12.696	19.566	4'04.661 P	255.3	16:44'39.629

34° 6 A. SIMONESCHI (1'58.041)

Lap	Seg. 1	Seg. 2	Seg. 3	Seg. 4	Seg. 5	Lap Time	km/h	Local Time
		38.446	24.372	11.839	17.260		287.2	16:02'17.026
1	34.618	33.578	23.194	**11.494**	16.635	1'59.519	**291.9**	16:04'16.545
2	33.657	33.329	23.192	11.549	16.876	1'58.603	291.1	16:06'15.148
3	**33.636**	33.053	23.110	11.664	**16.578**	**1'58.041**	287.2	16:08'13.189
4	33.778	33.273	23.080	11.558	16.712	1'58.401	287.2	16:10'11.590
5	33.720	36.617	24.108	11.758	23.796	2'09.999 P	285.7	16:12'21.589
6	8'54.796	35.326	23.896	11.797	17.242	10'23.057 P	286.5	16:22'44.646
7	34.033	33.524	23.146	11.661	16.864	1'59.228	289.5	16:24'43.874
8	33.898	33.209	**22.908**	11.705	16.735	1'58.455	286.5	16:26'42.329
9	33.910	33.122	23.112	11.553	16.639	1'58.336	291.1	16:28'40.665
10	33.740	**32.961**	23.052	11.637	16.880	1'58.270	288.8	16:30'38.935
11	33.926	33.827	23.255	11.645	17.137	1'59.790	286.5	16:32'38.725
12	33.954	33.306	23.345	11.531	16.793	1'58.929	290.3	16:34'37.654
13	35.986	33.753	23.812	11.652	23.818	2'09.021 P	286.5	16:36'46.675
14	4'52.246	34.196	23.405	11.561	17.003	6'18.411 P	291.1	16:43'05.086
15	34.144	33.744	23.161	11.620	17.125	1'59.794	289.5	16:45'04.880

35° 95 M. POPOV (1'58.348)

Lap	Seg. 1	Seg. 2	Seg. 3	Seg. 4	Seg. 5	Lap Time	km/h	Local Time
		39.566	25.181	11.525	17.347		291.9	16:02'24.061
1	35.387	33.936	23.255	11.315	16.727	2'00.620	**296.7**	16:04'24.681
2	34.598	33.672	23.664	**11.247**	16.876	2'00.057	295.1	16:06'24.738
3	35.308	44.187	23.373	11.329	16.790	2'10.987	292.7	16:08'35.725
4	34.676	33.735	23.390	11.314	16.887	2'00.002	293.5	16:10'35.727
5	34.577	34.368	23.213	11.348	16.693	2'00.199	293.5	16:12'35.926
6	35.097	35.357	24.619	14.655	25.175	2'14.903 P		16:14'50.829
7	4'13.003	35.935	23.437	11.391	16.865	5'40.631 P	292.7	16:20'31.460
8	34.666	33.985	29.793	17.283	17.698	2'13.425		16:22'44.885
9	34.577	33.834	23.425	11.263	16.763	1'59.862	294.3	16:24'44.747
10	**34.209**	**33.228**	**22.957**	11.271	16.683	**1'58.348**	293.5	16:26'43.095
11	34.677	33.409	23.771	11.541	16.917	2'00.315	291.9	16:28'43.410
12	34.347	33.731	23.124	11.278	16.789	1'59.269	293.5	16:30'42.679
13	34.631	33.466	23.004	11.298	**16.630**	1'59.029	292.7	16:32'41.708
14	34.296	33.709	24.150	11.687	23.727	2'07.569 P	291.1	16:34'49.277
15	5'05.705	34.639	24.138	11.408	16.993	6'32.883 P	291.1	16:41'22.160
16	34.864	34.077	23.208	11.693	16.790	2'00.632	291.1	16:43'22.792
17	34.626	33.788	25.809	11.524	16.812	2'02.559	291.1	16:45'25.351

36° 77 W. TESSELS (1'58.755)

Lap	Seg. 1	Seg. 2	Seg. 3	Seg. 4	Seg. 5	Lap Time	km/h	Local Time
		37.304	24.684	11.753	17.269		289.5	16:03'11.553
1	34.945	33.914	23.231	11.505	16.640	2'00.235	291.1	16:05'11.788
2	34.253	**33.470**	23.252	11.493	16.647	1'59.115	291.9	16:07'10.903
3	**34.106**	33.495	**23.075**	11.470	**16.609**	**1'58.755**	291.9	16:09'09.658
4	34.922	34.246	23.788	11.830	24.619	2'09.405 P	283.5	16:11'19.063
5	11'06.224	34.000	23.879	11.536	23.165	12'38.804 P	290.3	16:23'57.867
6	14'06.029	34.239	23.908	**11.412**	16.805	15'32.393 P	293.5	16:39'30.260
7	34.528	33.638	23.338	11.426	16.726	1'59.656	294.3	16:41'29.916
8	34.500	33.714	23.399	11.446	16.741	1'59.800	**295.1**	16:43'29.716
9	44.369	34.305	23.955	12.737	25.159	2'20.525 P		16:45'50.241

37° 18 L. DE ULACIA (1'59.105)

Lap	Seg. 1	Seg. 2	Seg. 3	Seg. 4	Seg. 5	Lap Time	km/h	Local Time
		35.773	24.720	11.685	17.015		291.9	16:02'10.012
1	35.993	35.300	24.937	11.602	21.996	2'09.828 P	**294.3**	16:04'19.840
2	1'57.014	34.932	23.463	11.711	16.845	3'23.965 P	290.3	16:07'43.805
3	34.985	34.112	23.490	11.565	16.766	2'00.918	291.1	16:09'44.723
4	34.453	33.728	23.243	11.707	16.755	1'59.886	289.5	16:11'44.609
5	34.211	33.901	23.007	11.583	16.644	1'59.346	291.1	16:13'43.955
6	34.286	33.749	23.873	11.587	16.719	2'00.214	290.3	16:15'44.169
7	34.524	33.744	23.429	11.531	**16.501**	1'59.729	292.7	16:17'43.898
8	34.318	**33.593**	23.265	11.554	16.568	1'59.298	293.5	16:19'43.196
9	34.408	33.784	23.070	11.531	20.939	2'03.732 P	292.7	16:21'46.928
10	4'37.122	34.820	23.586	11.606	16.702	6'03.836 P	288.8	16:27'50.764
11	34.360	33.748	23.180	11.589	16.617	1'59.494	290.3	16:29'50.258
12	**33.993**	33.841	23.209	**11.480**	16.582	**1'59.105**	292.7	16:31'49.363
13	34.290	33.727	**22.961**	11.660	16.632	1'59.270	290.3	16:33'48.633
14	37.092	34.127	23.521	11.624	16.850	2'03.214	289.5	16:35'51.847
15	35.093	33.768	23.265	11.547	16.800	2'00.473	290.3	16:37'52.320
16	34.522	33.844	23.390	11.553	16.794	2'00.103	292.7	16:39'52.423
17	34.623	34.531	23.443	12.140	21.719	2'06.456 P	278.4	16:41'58.879

38° 47 R. HARTOG (1'59.117)

Lap	Seg. 1	Seg. 2	Seg. 3	Seg. 4	Seg. 5	Lap Time	km/h	Local Time
		37.289	25.843	11.725	23.010		288.8	16:02'28.453
1	2'42.262	34.743	23.709	11.526	17.315	4'09.555 P	292.7	16:06'38.008
2	35.441	33.971	23.604	11.500	17.028	2'01.544	291.1	16:08'39.552
3	34.887	33.627	23.399	11.439	16.955	2'00.307	291.1	16:10'39.859
4	34.956	33.475	23.309	**11.398**	19.521	2'02.659	**295.1**	16:12'42.518
5	34.757	33.775	23.159	11.443	17.091	2'00.225	291.9	16:14'42.743
6	34.629	33.630	23.319	11.452	22.085	2'05.115 P	291.9	16:16'47.858
7	10'21.336	34.458	23.502	11.771	17.096	11'48.163 P	291.1	16:28'36.021
8	34.528	34.096	23.336	11.488	16.865	2'00.313	291.9	16:30'36.334
9	34.590	33.558	23.434	11.632	21.205	2'04.419 P	290.3	16:32'40.753
10	4'13.154	33.568	23.337	11.487	**16.507**	5'38.053 P	**295.1**	16:38'18.806
11	34.716	**33.261**	23.146	11.399	16.595	**1'59.117**	292.7	16:40'17.923
12	**33.782**	33.283	**22.985**	11.429	23.505	2'04.984 P	293.5	16:42'22.907
13	1'35.109	34.241	23.480	11.421	17.146	3'01.397 P	293.5	16:45'24.304

39° 51 E. VIONNET (1'59.551)

Lap	Seg. 1	Seg. 2	Seg. 3	Seg. 4	Seg. 5	Lap Time	km/h	Local Time
		37.071	25.973	11.579	17.993		294.3	16:02'46.453
1	36.084	34.391	23.733	11.508	17.144	2'02.860	295.1	16:04'49.313
2	35.110	34.814	23.642	11.668	17.018	2'02.252	295.9	16:06'51.565
3	35.270	34.557	23.686	11.487	22.294	2'07.294 P	297.5	16:08'58.859
4	5'27.390	36.137	24.914	11.620	16.776	6'56.837 P	295.1	16:15'55.696
5	34.550	34.001	23.547	11.338	**16.544**	1'59.980	300.0	16:17'55.676
6	34.803	33.798	23.531	11.324	16.799	2'00.255	299.2	16:19'55.931
7	34.396	**33.394**	1'15.426	14.239	23.200	3'00.655 P	250.0	16:22'56.586
8	3'57.284	35.343	24.132	11.530	17.160	5'25.449 P	294.3	16:28'22.035
9	35.402	34.082	23.998	11.369	17.638	2'02.489	297.5	16:30'24.524
10	34.907	34.059	**23.298**	11.325	16.899	2'00.488	294.3	16:32'25.012
11	34.408	33.860	23.733	11.299	16.933	2'00.233	296.7	16:34'25.245
12	35.933	34.203	23.635	11.228	16.827	2'01.826	296.7	16:36'27.071
13	34.756	33.682	23.417	11.307	16.709	1'59.871	297.5	16:38'26.942

P = Pits In/Out - C = Lap-Time Cancelled

PIRELLI
Official Tyre Supplier

TISSOT
SWISS WATCHES SINCE 1853
Official Timekeeper

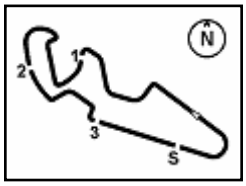

MotorLand Aragon 5.077 m

Aragon Round, 1-2-3 April 2016

Superstock 1000 - Chronological Analysis Free Practice 2nd Session

14	34.652	33.943	23.413	**11.159**	17.068	2'00.235	299.2	16:40'27.177
15	34.868	33.821	**23.298**	11.206	16.885	2'00.078	**301.7**	16:42'27.255
16	35.057	33.689	23.355	11.184	16.667	1'59.952	300.8	16:44'27.207
17	**34.309**	33.861	23.367	11.302	16.712	**1'59.551**	300.8	16:46'26.758

40° 26 M. SBAIZ (2'00.841)

Lap	Seg. 1	Seg. 2	Seg. 3	Seg. 4	Seg. 5	Lap Time	km/h	Local Time
		35.187	23.653	11.520	17.035		**295.1**	16:02'07.166
1	36.323	34.319	23.317	11.438	16.950	2'02.347	**295.1**	16:04'09.513
2	35.054	39.023	23.971	11.549	**16.869**	2'06.466	290.3	16:06'15.979
3	35.079	34.203	39.040	12.155	17.059	2'17.536	288.8	16:08'33.515
4	**34.824**	34.284	23.322	11.824	17.683	2'01.937	288.8	16:10'35.452
5	37.012	38.539	24.614	11.969	27.265	2'19.399 P	281.3	16:12'54.851
6	3'12.026	34.717	23.379	11.825	26.244	4'48.191 P	285.7	16:17'43.042
7	5'54.537	35.672	24.979	11.716	23.022	7'29.926 P	286.5	16:25'12.968
8	7'13.707	36.033	24.044	11.724	23.341	8'48.849 P	286.5	16:34'01.817
9	6'28.342	35.406	23.803	**11.389**	17.004	7'55.944 P	294.3	16:41'57.761
10	35.173	34.292	23.308	11.516	17.188	2'01.477	291.9	16:43'59.238
11	35.265	**33.984**	**23.067**	11.590	16.935	**2'00.841**	291.9	16:46'00.079

41° 34 T. TOFFEL (2'01.715)

Lap	Seg. 1	Seg. 2	Seg. 3	Seg. 4	Seg. 5	Lap Time	km/h	Local Time
		36.153	24.662	11.945	18.844		272.7	16:03'21.010
1	37.334	36.451	24.580	11.605	18.551	2'08.521	286.5	16:05'29.531
2	36.802	35.643	24.771	11.828	18.306	2'07.350	285.0	16:07'36.881
3	36.594	35.512	24.534	11.565	23.726	2'11.931 P	280.5	16:09'48.812
4	4'26.232	36.516	24.922	11.544	17.798	5'57.012 P	282.0	16:15'45.824
5	36.325	34.905	32.786	11.548	17.646	2'13.210	288.0	16:17'59.034
6	35.712	34.866	25.097	11.591	17.754	2'05.020	288.0	16:20'04.054
7	36.047	35.428	24.296	11.773	18.122	2'05.666	281.3	16:22'09.720
8	36.134	34.779	23.933	11.651	17.439	2'03.936	285.0	16:24'13.656
9	35.608	34.544	23.813	12.021	17.616	2'03.602	285.7	16:26'17.258
10	35.923	34.484	23.778	11.432	17.744	2'03.361	288.0	16:28'20.619
11	35.773	34.683	23.778	11.557	18.040	2'03.831	288.0	16:30'24.450
12	35.424	34.413	23.740	**11.378**	17.916	2'02.871	288.0	16:32'27.321
13	34.862	34.334	23.715	11.420	17.671	2'02.002	286.5	16:34'29.323
14	35.722	34.223	23.622	11.571	17.640	2'02.778	287.2	16:36'32.101
15	35.317	35.136	23.999	11.548	24.969	2'10.969 P	286.5	16:38'43.070
16	2'15.374	35.096	**23.405**	11.608	17.413	3'42.896 P	290.3	16:42'25.966
17	**34.840**	**33.961**	25.600	11.456	17.246	2'03.103	**291.1**	16:44'29.069
18	35.243	34.630	23.409	11.385	**17.048**	**2'01.715**	288.8	16:46'30.784

P = Pits In/Out - C = Lap-Time Cancelled

PIRELLI
Official Tyre Supplier

TISSOT
SWISS WATCHES SINCE 1853
Official Timekeeper