

Spanish Round, 14-15-16 October 2016 World Superbike - Results Race 1

Jerez 4.423 m

Laps 20 = 88,460 Km - Time Of Race 34'08.161 - Avg. 155,484 km/h

1 / 2

Pos	Race	Grid	No. Rider	Nat	Team	Bike	LL	Gap	Fastest Lap	Speed	Qualifying		Ranking		
											Time	Speed	R1	R2	Tot
1	6	7	C. DAVIES	GBR	Aruba.it Racing - Ducati	Ducati Panigale R	20		1'41.521	277,6	1'40.111	273,4	25	370	3
2	1	66	T. SYKES	GBR	Kawasaki Racing Team	Kawasaki ZX-10R	20	3.290	1'41.467	276,2	1'39.190	273,4	20	398	2
3	2	1	J. REA	GBR	Kawasaki Racing Team	Kawasaki ZX-10R	20	7.151	1'41.931	274,8	1'39.602	272,0	16	442	1
4	5	69	N. HAYDEN	USA	Honda World Superbike Team	Honda CBR1000RR SP	20	13.212	1'41.893	274,8	1'40.103	272,7	13	215	5
5	11	60	M. VAN DER MARK	NED	Honda World Superbike Team	Honda CBR1000RR SP	20	13.251	1'42.232	273,4	1'40.291	274,8	11	245	4
6	9	50	S. GUINTOLI	FRA	Pata Yamaha Official WorldSBK Team	Yamaha YZF R1	20	17.834	1'42.368	272,0	1'40.239	269,3	10	101	12
7	10	2	L. CAMIER	GBR	MV Agusta Reparto Corse	MV Agusta 1000 F4	20	20.911	1'42.543	271,4	1'40.276	268,0	9	165	8
8	7	81	J. TORRES	ESP	Althea BMW Racing Team	BMW S1000 RR	20	26.182	1'42.283	274,1	1'40.111	270,0	8	187	7
9	13	21	M. REITERBERGER	GER	Althea BMW Racing Team	BMW S1000 RR	20	29.837	1'43.024	271,4	1'41.528	268,0	7	79	16
10	17	25	J. BROOKES	AUS	Milwaukee BMW	BMW S1000 RR	20	31.246	1'43.252	276,2	1'41.978	268,7	6	84	14
11	16	15	A. DE ANGELIS	RSM	IodaRacing Team	Aprilia RSV4 RF	20	32.399	1'43.049	276,9	1'41.876	273,4	5	93	13
12	15	40	R. RAMOS	ESP	Team GoEleven	Kawasaki ZX-10R	20	33.007	1'43.143	275,5	1'41.838	270,7	4	80	15
13	14	32	L. SAVADORI	ITA	IodaRacing Team	Aprilia RSV4 RF	20	36.266	1'43.197	274,1	1'41.622	272,0	3	134	9
14	12	13	A. WEST	AUS	Pedercini Racing	Kawasaki ZX-10R	20	1'01.064	1'43.046	274,8	1'41.188	273,4	2	57	17
15	19	56	P. SEBESTYÉN	HUN	Team Tóth	Yamaha YZF R1	20	1'07.941	1'44.155	266,7	1'43.238	262,1	1	1	32
16	20	4	G. VIZZIELLO	ITA	Grillini Racing Team	Kawasaki ZX-10R	20	1'08.160	1'43.848	268,0	1'43.364	264,1		3	27
17	21	9	D. SCHMITTER	SUI	Grillini Racing Team	Kawasaki ZX-10R	20	1'08.260	1'44.508	266,0	1'44.011	264,7		5	26
18	23	82	K. PESEK	CZE	Team Tóth	Yamaha YZF R1	20	1'38.143	1'46.168	268,7	1'45.262	262,8			
-----Not Classified-----															
RET	24	94	M. LUSSIANA	FRA	Team ASPI	BMW S1000 RR	6	14 Laps	1'44.777	265,4	1'45.373	264,1		1	34
RET	4	22	A. LOWES	GBR	Pata Yamaha Official WorldSBK Team	Yamaha YZF R1	2	18 Laps	1'42.369	271,4	1'39.980	272,0		107	11
RET	8	12	X. FORÉS	ESP	Barni Racing Team	Ducati Panigale R	1	19 Laps		272,0	1'40.170	268,7		133	10
RET	3	34	D. GIUGLIANO	ITA	Aruba.it Racing - Ducati	Ducati Panigale R	1	19 Laps		270,0	1'39.977	268,7		194	6
RET	18	99	L. SCASSA	ITA	VFT Racing	Ducati Panigale R	0				1'42.710	264,7		10	22
RET	22	11	S. AL SULAITI	QAT	Pedercini Racing	Kawasaki ZX-10R	0				1'44.436	266,7		1	33

AIR	Humidity:	59%	Temp:	21°C
TRACK	Condition:	Dry	Temp:	35°C

Records	Pole (SP2)	2016	T.Sykes	1'39.190	160,530 Km/h
	Race (RACE1)	2015	J.Rea	1'41.136	157,440 Km/h
	Circuit (SP2)	2016	T.Sykes	1'39.190	160,530 Km/h
Race Fastest lap	Lap 3		T.Sykes	1'41.467	156,926 Km/h

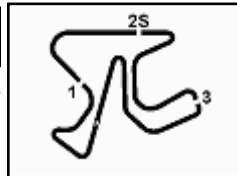
LAP LEADERS					
No.	Rider	From	To	Laps	Total
66	T. SYKES	1	3	3	3
7	C. DAVIES	4	20	17	17

TOTAL LEADER LAPS					
No.	Rider	Laps			
66	T. SYKES	170	25	J. BROOKES	5
7	C. DAVIES	138	22	A. LOWES	1
1	J. REA	104	32	L. SAVADORI	1
69	N. HAYDEN	16	44	L. MAHIAS	1
34	D. GIUGLIANO	14			
60	M. VAN DER MARK	8			
2	L. CAMIER	6			

Start 15/10/2016 13:00 End 13:36 The results are provisional until the end of the time limit for protests and appeals and the completion of the technical checks.

These data/results cannot be reproduced, stored and/or transmitted in whole or in part by any manner of electronic, mechanical, photocopying, recording, broadcasting or otherwise now known or herein after developed without the previous express consent by the copyright owner, except for reproduction in daily press and regular printed publications on sale to the public within 60 days of the event related to those data/results and always provided that copyright symbol appears together as follows below.

© DORNA WSBK ORGANIZATION Srl 2016



Spanish Round, 14-15-16 October 2016 World Superbike - Results Race 1

Jerez 4.423 m

2 / 2

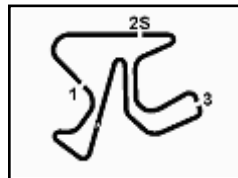
RACE HIGHLIGHTS

12.57.48		Warm-up Lap Start
13.00.49		Start
13.01.16	11 Al Sulaiti	Crashed - Turn 2
13.01.17	99 Scassa	Crashed - Turn 2
13.01.37	11 Al Sulaiti	Out
13.01.42	99 Scassa	Out
13.02.06		No Jump Start
13.02.34	12 Forés	Crashed - Turn 1
13.02.35	34 Giugliano	Crashed - Turn 1
13.03.05	34 Giugliano	Out
13.03.10	12 Forés	Out
13.04.42	22 Lowes	Crashed - Turn 5
13.05.07	22 Lowes	Out
13.05.23	13 West	Crashed - Re Joined - Turn 6
13.13.04	94 Lussiana	Crashed - Turn 13
13.14.51	94 Lussiana	Out
13.34.40		KAWASAKI - 2016 WorldSBK Winning Manufacturer
13.36.42		End Of Session

15/10/2016 Start End The results are provisional until the end of the time limit for protests and appeals
13:00 13:36 and the completion of the technical checks.

These data/results cannot be reproduced, stored and/or transmitted in whole or in part by any manner of electronic, mechanical, photocopying, recording, broadcasting or otherwise now known or herein after developed without the previous express consent by the copyright owner, except for reproduction in daily press and regular printed publications on sale to the public within 60 days of the event related to those data/results and always provided that copyright symbol appears together as follows below.

© DORNA WSBK ORGANIZATION Srl 2016



Jerez 4.423 m

1 / 3

Spanish Round, 14-15-16 October 2016

World Superbike - Lap Chart Race 1

Pos	Lap																			
	1	2	3	4	5	6	7	8	9	10	11	12	13	14	15	16	17	18	19	20
1	66	66	66	7	7	7	7	7	7	7	7	7	7	7	7	7	7	7	7	7
2	1	7	7	66	66	66	66	66	66	66	66	66	66	66	66	66	66	66	66	66
3	7	1	1	1	1	1	1	1	1	1	1	1	1	1	1	1	1	1	1	1
4	22	22	69	69	69	69	69	69	69	69	69	69	69	69	69	69	69	69	69	69
5	12	69	81	81	60	60	60	60	60	60	60	60	60	60	60	60	60	60	60	60
6	69	81	60	60	81	81	81	81	81	81	81	81	50	50	50	50	50	50	50	50
7	34	60	50	50	50	50	50	50	50	50	50	81	81	81	81	2	2	2	2	2
8	81	50	2	2	2	2	2	2	2	2	2	2	2	2	2	81	81	81	81	81
9	60	2	21	21	21	21	21	21	21	21	21	21	21	21	21	21	21	21	21	21
10	50	13	32	32	32	32	25	25	25	25	25	25	25	25	25	25	25	25	25	25
11	2	21	25	25	25	25	32	15	15	15	15	15	15	15	15	15	15	15	15	15
12	21	32	40	40	40	15	15	32	32	32	40	40	40	40	40	40	40	40	40	40
13	13	25	15	15	15	40	40	40	40	32	32	32	32	32	32	32	32	32	32	32
14	32	40	4	4	4	4	4	56	56	56	56	13	13	13	13	13	13	13	13	13
15	25	15	56	56	56	56	56	4	4	4	13	56	56	4	4	56	56	56	56	56
16	40	4	94	94	94	94	9	9	13	13	4	4	4	56	56	9	9	9	9	4
17	15	56	9	9	9	9	13	13	9	9	9	9	9	9	9	4	4	4	4	9
18	4	94	82	82	13	13	82	82	82	82	82	82	82	82	82	82	82	82	82	82
19	56	9	13	13	82	82														
20	82	82																		
21	94																			
22	9																			

Final Result		
1	7 C. DAVIES	Laps 20
2	66 T. SYKES	3.290
3	1 J. REA	7.151
4	69 N. HAYDEN	13.212
5	60 M. VAN DER MARK	13.251
6	50 S. GUINTOLI	17.834
7	2 L. CAMIER	20.911
8	81 J. TORRES	26.182
9	21 M. REITERBERGER	29.837
10	25 J. BROOKES	31.246
11	15 A. DE ANGELIS	32.399
12	40 R. RAMOS	33.007
13	32 L. SAVADORI	36.266
14	13 A. WEST	1'01.064
15	56 P. SEBESTYÉN	1'07.941
16	4 G. VIZZIELLO	1'08.160
17	9 D. SCHMITTER	1'08.260
18	82 K. PESEK	1'38.143
RET	94 M. LUSSIANA	14 Laps
RET	22 A. LOWES	18 Laps
RET	12 X. FORÉS	19 Laps
RET	34 D. GIUGLIANO	19 Laps
RET	11 S. AL SULAITI	
RET	99 L. SCASSA	

These data/results cannot be reproduced, stored and/or transmitted in whole or in part by any manner of electronic, mechanical, photocopying, recording, broadcasting or otherwise now known or herein after developed without the previous express consent by the copyright owner, except for reproduction in daily press and regular printed publications on sale to the public within 60 days of the event related to those data/results and always provided that copyright symbol appears together as follows below.

© DORNA WSBK ORGANIZATION Srl 2016

Spanish Round, 14-15-16 October 2016

World Superbike - Lap Chart Race 1

Jerez 4.423 m

2 / 3

Lap 1

1	66 T. Sykes (GBR)	
2	1 J. Rea (GBR)	0.069
3	7 C. Davies (GBR)	0.540
4	22 A. Lowes (GBR)	0.621
5	12 X. Forés (ESP)	1.030
6	69 N. Hayden (USA)	1.414
7	34 D. Giugliano (ITA)	1.768
8	81 J. Torres (ESP)	1.889
9	60 M. van der Mark (NED)	2.087
10	50 S. Guintoli (FRA)	2.605
11	2 L. Camier (GBR)	2.778
12	21 M. Reiterberger (GER)	2.954
13	13 A. West (AUS)	3.181
14	32 L. Savadori (ITA)	3.547
15	25 J. Brookes (AUS)	3.731
16	40 R. Ramos (ESP)	4.580
17	15 A. De Angelis (RSM)	4.870
18	4 G. Vizziello (ITA)	5.202
19	56 P. Sebestyén (HUN)	5.425
20	82 K. Pesek (CZE)	6.419
21	94 M. Lussiana (FRA)	6.518
22	9 D. Schmitter (SUI)	8.138

Lap 2

1	66 T. Sykes (GBR)	
2	7 C. Davies (GBR)	0.081
3	1 J. Rea (GBR)	0.223
4	22 A. Lowes (GBR)	0.590
5	69 N. Hayden (USA)	0.907
6	81 J. Torres (ESP)	1.772
7	60 M. van der Mark (NED)	1.919
8	50 S. Guintoli (FRA)	2.573
9	2 L. Camier (GBR)	3.196
10	13 A. West (AUS)	3.827
11	21 M. Reiterberger (GER)	4.111
12	32 L. Savadori (ITA)	4.344
13	25 J. Brookes (AUS)	4.648
14	40 R. Ramos (ESP)	5.483
15	15 A. De Angelis (RSM)	5.731
16	4 G. Vizziello (ITA)	6.650
17	56 P. Sebestyén (HUN)	7.516
18	94 M. Lussiana (FRA)	8.895
19	9 D. Schmitter (SUI)	10.835
20	82 K. Pesek (CZE)	11.604

Lap 3

1	66 T. Sykes (GBR)	
2	7 C. Davies (GBR)	0.135
3	1 J. Rea (GBR)	0.687
4	69 N. Hayden (USA)	1.858
5	81 J. Torres (ESP)	2.767
6	60 M. van der Mark (NED)	2.937
7	50 S. Guintoli (FRA)	3.882
8	2 L. Camier (GBR)	4.272
9	21 M. Reiterberger (GER)	5.668
10	32 L. Savadori (ITA)	6.347
11	25 J. Brookes (AUS)	6.587
12	40 R. Ramos (ESP)	7.159
13	15 A. De Angelis (RSM)	7.497
14	4 G. Vizziello (ITA)	9.345
15	56 P. Sebestyén (HUN)	10.204
16	94 M. Lussiana (FRA)	12.278
17	9 D. Schmitter (SUI)	13.876
18	82 K. Pesek (CZE)	16.305
19	13 A. West (AUS)	20.930

Lap 4

1	7 C. Davies (GBR)	
2	66 T. Sykes (GBR)	0.122
3	1 J. Rea (GBR)	0.597
4	69 N. Hayden (USA)	1.766
5	81 J. Torres (ESP)	3.193
6	60 M. van der Mark (NED)	3.435
7	50 S. Guintoli (FRA)	4.732

8	2 L. Camier (GBR)	5.128
9	21 M. Reiterberger (GER)	6.895
10	32 L. Savadori (ITA)	7.506
11	25 J. Brookes (AUS)	7.719
12	40 R. Ramos (ESP)	8.325
13	15 A. De Angelis (RSM)	8.426
14	4 G. Vizziello (ITA)	11.911
15	56 P. Sebestyén (HUN)	12.583
16	94 M. Lussiana (FRA)	15.172
17	9 D. Schmitter (SUI)	16.865
18	82 K. Pesek (CZE)	20.536
19	13 A. West (AUS)	22.806

Lap 5

1	7 C. Davies (GBR)	
2	66 T. Sykes (GBR)	0.529
3	1 J. Rea (GBR)	0.952
4	69 N. Hayden (USA)	2.252
5	60 M. van der Mark (NED)	4.063
6	81 J. Torres (ESP)	4.486
7	50 S. Guintoli (FRA)	6.014
8	2 L. Camier (GBR)	6.475
9	21 M. Reiterberger (GER)	8.294
10	32 L. Savadori (ITA)	9.361
11	25 J. Brookes (AUS)	9.639
12	40 R. Ramos (ESP)	10.170
13	15 A. De Angelis (RSM)	10.323
14	4 G. Vizziello (ITA)	14.956
15	56 P. Sebestyén (HUN)	15.555
16	94 M. Lussiana (FRA)	18.508
17	9 D. Schmitter (SUI)	20.172
18	13 A. West (AUS)	24.791
19	82 K. Pesek (CZE)	25.209

Lap 6

1	7 C. Davies (GBR)	
2	66 T. Sykes (GBR)	0.928
3	1 J. Rea (GBR)	1.705
4	69 N. Hayden (USA)	3.088
5	60 M. van der Mark (NED)	5.106
6	81 J. Torres (ESP)	5.515
7	50 S. Guintoli (FRA)	7.379
8	2 L. Camier (GBR)	8.083
9	21 M. Reiterberger (GER)	9.962
10	32 L. Savadori (ITA)	11.298
11	25 J. Brookes (AUS)	11.378
12	15 A. De Angelis (RSM)	12.059
13	40 R. Ramos (ESP)	12.519
14	4 G. Vizziello (ITA)	18.721
15	56 P. Sebestyén (HUN)	19.017
16	94 M. Lussiana (FRA)	21.986
17	9 D. Schmitter (SUI)	23.930
18	13 A. West (AUS)	27.148
19	82 K. Pesek (CZE)	30.088

Lap 7

1	7 C. Davies (GBR)	
2	66 T. Sykes (GBR)	1.208
3	1 J. Rea (GBR)	2.113
4	69 N. Hayden (USA)	3.202
5	60 M. van der Mark (NED)	5.636
6	81 J. Torres (ESP)	6.268
7	50 S. Guintoli (FRA)	8.413
8	2 L. Camier (GBR)	9.039
9	21 M. Reiterberger (GER)	11.456
10	25 J. Brookes (AUS)	13.211
11	32 L. Savadori (ITA)	13.397
12	15 A. De Angelis (RSM)	13.589
13	40 R. Ramos (ESP)	14.083
14	4 G. Vizziello (ITA)	22.774
15	56 P. Sebestyén (HUN)	22.792
16	9 D. Schmitter (SUI)	27.011
17	13 A. West (AUS)	28.894
18	82 K. Pesek (CZE)	34.798

Lap 8

1	7 C. Davies (GBR)	
2	66 T. Sykes (GBR)	1.565
3	1 J. Rea (GBR)	2.870
4	69 N. Hayden (USA)	4.011
5	60 M. van der Mark (NED)	6.552
6	81 J. Torres (ESP)	7.430
7	50 S. Guintoli (FRA)	9.449
8	2 L. Camier (GBR)	10.366
9	21 M. Reiterberger (GER)	13.118
10	25 J. Brookes (AUS)	14.873
11	15 A. De Angelis (RSM)	15.492
12	32 L. Savadori (ITA)	15.750
13	40 R. Ramos (ESP)	16.054
14	56 P. Sebestyén (HUN)	27.130
15	4 G. Vizziello (ITA)	27.624
16	9 D. Schmitter (SUI)	30.569
17	13 A. West (AUS)	30.868
18	82 K. Pesek (CZE)	39.876

Lap 9

1	7 C. Davies (GBR)	
2	66 T. Sykes (GBR)	1.953
3	1 J. Rea (GBR)	3.785
4	69 N. Hayden (USA)	4.645
5	60 M. van der Mark (NED)	7.421
6	81 J. Torres (ESP)	9.240
7	50 S. Guintoli (FRA)	10.603
8	2 L. Camier (GBR)	11.789
9	21 M. Reiterberger (GER)	14.946
10	25 J. Brookes (AUS)	16.451
11	15 A. De Angelis (RSM)	17.181
12	32 L. Savadori (ITA)	17.669
13	40 R. Ramos (ESP)	17.928
14	56 P. Sebestyén (HUN)	30.810
15	4 G. Vizziello (ITA)	31.302
16	13 A. West (AUS)	33.416
17	9 D. Schmitter (SUI)	34.204
18	82 K. Pesek (CZE)	45.431

Lap 10

1	7 C. Davies (GBR)	
2	66 T. Sykes (GBR)	2.430
3	1 J. Rea (GBR)	4.507
4	69 N. Hayden (USA)	5.778
5	60 M. van der Mark (NED)	8.195
6	81 J. Torres (ESP)	10.931
7	50 S. Guintoli (FRA)	11.550
8	2 L. Camier (GBR)	13.119
9	21 M. Reiterberger (GER)	16.494
10	25 J. Brookes (AUS)	18.807
11	15 A. De Angelis (RSM)	19.325
12	32 L. Savadori (ITA)	19.877
13	40 R. Ramos (ESP)	19.965
14	56 P. Sebestyén (HUN)	34.622
15	4 G. Vizziello (ITA)	35.084
16	13 A. West (AUS)	35.702
17	9 D. Schmitter (SUI)	37.320
18	82 K. Pesek (CZE)	51.211

Lap 11

1	7 C. Davies (GBR)	
2	66 T. Sykes (GBR)	2.694
3	1 J. Rea (GBR)	4.773
4	69 N. Hayden (USA)	6.766
5	60 M. van der Mark (NED)	8.828
6	81 J. Torres (ESP)	12.129
7	50 S. Guintoli (FRA)	12.625
8	2 L. Camier (GBR)	14.317
9	21 M. Reiterberger (GER)	18.030
10	25 J. Brookes (AUS)	20.444
11	15 A. De Angelis (RSM)	20.967
12	40 R. Ramos (ESP)	21.743
13	32 L. Savadori (ITA)	22.330
14	56 P. Sebestyén (HUN)	38.333

15	13 A. West (AUS)	38.663
16	4 G. Vizziello (ITA)	38.863
17	9 D. Schmitter (SUI)	40.497
18	82 K. Pesek (CZE)	56.288

Lap 12

1	7 C. Davies (GBR)	
2	66 T. Sykes (GBR)	3.249
3	1 J. Rea (GBR)	5.071
4	69 N. Hayden (USA)	7.624
5	60 M. van der Mark (NED)	9.643
6	50 S. Guintoli (FRA)	13.804
7	81 J. Torres (ESP)	13.995
8	2 L. Camier (GBR)	15.839
9	21 M. Reiterberger (GER)	19.440
10	25 J. Brookes (AUS)	22.339
11	15 A. De Angelis (RSM)	22.455
12	40 R. Ramos (ESP)	23.327
13	32 L. Savadori (ITA)	24.225
14	13 A. West (AUS)	41.631
15	56 P. Sebestyén (HUN)	41.823
16	4 G. Vizziello (ITA)	42.155
17	9 D. Schmitter (SUI)	43.467
18	82 K. Pesek (CZE)	1'01.317

Lap 13

1	7 C. Davies (GBR)	
2	66 T. Sykes (GBR)	3.514
3	1 J. Rea (GBR)	5.177
4	69 N. Hayden (USA)	8.577
5	60 M. van der Mark (NED)	10.356
6	50 S. Guintoli (FRA)	14.356
7	81 J. Torres (ESP)	15.323
8	2 L. Camier (GBR)	16.586
9	21 M. Reiterberger (GER)	20.856
10	25 J. Brookes (AUS)	23.678
11	15 A. De Angelis (RSM)	23.878
12	40 R. Ramos (ESP)	24.556
13	32 L. Savadori (ITA)	25.830
14	13 A. West (AUS)	43.786
15	56 P. Sebestyén (HUN)	45.065
16	4 G. Vizziello (ITA)	45.339
17	9 D. Schmitter (SUI)	46.318
18	82 K. Pesek (CZE)	1'06.167

Lap 14

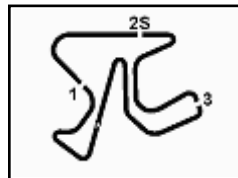
1	7 C. Davies (GBR)	
2	66 T. Sykes (GBR)	3.638
3	1 J. Rea (GBR)	5.304
4	69 N. Hayden (USA)	9.429
5	60 M. van der Mark (NED)	10.946
6	50 S. Guintoli (FRA)	15.083
7	81 J. Torres (ESP)	16.505
8	2 L. Camier (GBR)	17.547
9	21 M. Reiterberger (GER)	22.510
10	25 J. Brookes (AUS)	25.245
11	15 A. De Angelis (RSM)	25.698
12	40 R. Ramos (ESP)	26.135
13	32 L. Savadori (ITA)	27.461
14	13 A. West (AUS)	46.480
15	4 G. Vizziello (ITA)	48.809
16	56 P. Sebestyén (HUN)	48.902
17	9 D. Schmitter (SUI)	49.733
18	82 K. Pesek (CZE)	1'11.491

Lap 15

1	7 C. Davies (GBR)	
2	66 T. Sykes (GBR)	3.708
3	1 J. Rea (GBR)	5.582
4	69 N. Hayden (USA)	10.275
5	60 M. van der Mark (NED)	11.713
6	50 S. Guintoli (FRA)	15.726
7	81 J. Torres (ESP)	17.959
8	2 L. Camier (GBR)	18.421
9	21 M. Reiterberger (GER)	24.109

These data/results cannot be reproduced, stored and/or transmitted in whole or in part by any manner of electronic, mechanical, photocopying, recording, broadcasting or otherwise now known or herein after developed without the previous express consent by the copyright owner, except for reproduction in daily press and regular printed publications on sale to the public within 60 days of the event related to those data/results and always provided that copyright symbol appears together as follows below.

© DORNA WSBK ORGANIZATION Srl 2016



Jerez 4.423 m

3 / 3

Spanish Round, 14-15-16 October 2016

World Superbike - Lap Chart Race 1

10	25 J.Brookes (AUS)	26.659	5	60 M.van der Mark (NED)	14.051
11	15 A.De Angelis (RSM)	27.000	6	50 S.Guintoli (FRA)	17.944
12	40 R.Ramos (ESP)	27.666	7	2 L.Camier (GBR)	21.362
13	32 L.Savadori (ITA)	29.209	8	81 J.Torres (ESP)	24.783
14	13 A.West (AUS)	49.013	9	21 M.Reiterberger (GER)	29.561
15	4 G.Vizzello (ITA)	52.243	10	25 J.Brookes (AUS)	31.250
16	56 P.Sebestyén (HUN)	52.421	11	15 A.De Angelis (RSM)	32.071
17	9 D.Schmitter (SUI)	53.114	12	40 R.Ramos (ESP)	32.741
18	82 K.Pesek (CZE)	1'16.219	13	32 L.Savadori (ITA)	35.347

Lap 16

1	7 C.Davies (GBR)		17	4 G.Vizzello (ITA)	1'06.184
2	66 T.Sykes (GBR)	3.925	18	82 K.Pesek (CZE)	1'33.843
3	1 J.Rea (GBR)	5.767			
4	69 N.Hayden (USA)	11.392			

Lap 20

1	7 C.Davies (GBR)		2	66 T.Sykes (GBR)	3.290
2	66 T.Sykes (GBR)	3.925	3	1 J.Rea (GBR)	7.151
3	1 J.Rea (GBR)	5.767	4	69 N.Hayden (USA)	13.212
4	69 N.Hayden (USA)	11.392	5	60 M.van der Mark (NED)	13.251
5	60 M.van der Mark (NED)	12.521	6	50 S.Guintoli (FRA)	17.834
6	50 S.Guintoli (FRA)	16.358	7	2 L.Camier (GBR)	20.911
7	2 L.Camier (GBR)	19.389	8	81 J.Torres (ESP)	26.182
8	81 J.Torres (ESP)	19.746	9	21 M.Reiterberger (GER)	29.837
9	21 M.Reiterberger (GER)	25.925	10	25 J.Brookes (AUS)	31.246
10	25 J.Brookes (AUS)	28.148	11	15 A.De Angelis (RSM)	32.399
11	15 A.De Angelis (RSM)	28.400	12	40 R.Ramos (ESP)	33.007
12	40 R.Ramos (ESP)	29.049	13	32 L.Savadori (ITA)	36.266
13	32 L.Savadori (ITA)	30.866	14	13 A.West (AUS)	1'01.064
14	13 A.West (AUS)	51.536	15	56 P.Sebestyén (HUN)	1'07.941
15	56 P.Sebestyén (HUN)	55.890	16	4 G.Vizzello (ITA)	1'08.160
16	9 D.Schmitter (SUI)	56.741	17	9 D.Schmitter (SUI)	1'08.260
17	4 G.Vizzello (ITA)	56.989	18	82 K.Pesek (CZE)	1'38.143
18	82 K.Pesek (CZE)	1'20.899			

Lap 17

1	7 C.Davies (GBR)		17	4 G.Vizzello (ITA)	59.992
2	66 T.Sykes (GBR)	4.014	18	82 K.Pesek (CZE)	1'25.365
3	1 J.Rea (GBR)	6.335			
4	69 N.Hayden (USA)	12.399			
5	60 M.van der Mark (NED)	13.116			
6	50 S.Guintoli (FRA)	17.197			
7	2 L.Camier (GBR)	19.997			
8	81 J.Torres (ESP)	21.345			
9	21 M.Reiterberger (GER)	27.368			
10	25 J.Brookes (AUS)	29.356			
11	15 A.De Angelis (RSM)	29.765			
12	40 R.Ramos (ESP)	30.441			
13	32 L.Savadori (ITA)	32.384			
14	13 A.West (AUS)	54.017			
15	56 P.Sebestyén (HUN)	59.260			
16	9 D.Schmitter (SUI)	59.721			

Lap 18

1	7 C.Davies (GBR)		17	4 G.Vizzello (ITA)	1'03.107
2	66 T.Sykes (GBR)	4.006	18	82 K.Pesek (CZE)	1'29.666
3	1 J.Rea (GBR)	6.850			
4	69 N.Hayden (USA)	13.004			
5	60 M.van der Mark (NED)	13.667			
6	50 S.Guintoli (FRA)	17.577			
7	2 L.Camier (GBR)	20.752			
8	81 J.Torres (ESP)	22.671			
9	21 M.Reiterberger (GER)	28.380			
10	25 J.Brookes (AUS)	30.242			
11	15 A.De Angelis (RSM)	31.115			
12	40 R.Ramos (ESP)	31.654			
13	32 L.Savadori (ITA)	33.709			
14	13 A.West (AUS)	56.523			
15	56 P.Sebestyén (HUN)	1'02.644			
16	9 D.Schmitter (SUI)	1'02.904			

Lap 19

1	7 C.Davies (GBR)				
2	66 T.Sykes (GBR)	3.859			
3	1 J.Rea (GBR)	7.350			
4	69 N.Hayden (USA)	13.537			

These data/results cannot be reproduced, stored and/or transmitted in whole or in part by any manner of electronic, mechanical, photocopying, recording, broadcasting or otherwise now known or herein after developed without the previous express consent by the copyright owner, except for reproduction in daily press and regular printed publications on sale to the public within 60 days of the event related to those data/results and always provided that copyright symbol appears together as follows below.

© DORNA WSBK ORGANIZATION Srl 2016



Spanish Round, 14-15-16 October 2016 World Superbike - Best Sector & Speed Race 1

Jerez 4.423 m

Results

Pos	Rider	Team	Laps
1	7 C. DAVIES	Ducati Panigale R	20
2	66 T. SYKES	Kawasaki ZX-10R	3.290
3	1 J. REA	Kawasaki ZX-10R	7.151
4	69 N. HAYDEN	Honda CBR1000RR SP	13.212
5	60 M. VAN DER MARK	Honda CBR1000RR SP	13.251
6	50 S. GUINTOLI	Yamaha YZF R1	17.834
7	2 L. CAMIER	MV Austa 1000 F4	20.911
8	81 J. TORRES	BMW S1000 RR	26.182
9	21 M. REITERBERGER	BMW S1000 RR	29.837
10	25 J. BROOKES	BMW S1000 RR	31.246
11	15 A. DE ANGELIS	Aprilia RSV4 RF	32.399
12	40 R. RAMOS	Kawasaki ZX-10R	33.007
13	32 L. SAVADORI	Aprilia RSV4 RF	36.266
14	13 A. WEST	Kawasaki ZX-10R	1'01.064
15	56 P. SEBESTYÉN	Yamaha YZF R1	1'07.941
16	4 G. VIZZIELLO	Kawasaki ZX-10R	1'08.160
17	9 D. SCHMITTER	Kawasaki ZX-10R	1'08.260
18	82 K. PESEK	Yamaha YZF R1	1'38.143
RET	94 M. LUSSIANA	BMW S1000 RR	14 Laos
RET	22 A. LOWES	Yamaha YZF R1	18 Laos
RET	12 X. FORÉS	Ducati Panigale R	19 Laos
RET	34 D. GIUGLIANO	Ducati Panigale R	19 Laos
RET	11 S. AL SULAITI	Kawasaki ZX-10R	19 Laos
RET	99 L. SCASSA	Ducati Panigale R	

Best Sector & Speed

Pos	Rider	Team	Time
1	7 C. DAVIES	Ducati Panigale R	277.6
2	15 A. DE ANGELIS	Aprilia RSV4 RF	276.9
3	66 T. SYKES	Kawasaki ZX-10R	276.2
4	25 J. BROOKES	BMW S1000 RR	276.2
5	40 R. RAMOS	Kawasaki ZX-10R	275.5
6	69 N. HAYDEN	Honda CBR1000RR SP	274.8
7	13 A. WEST	Kawasaki ZX-10R	274.8
8	1 J. REA	Kawasaki ZX-10R	274.8
9	32 L. SAVADORI	Aprilia RSV4 RF	274.1
10	81 J. TORRES	BMW S1000 RR	274.1
11	60 M. VAN DER MARK	Honda CBR1000RR SP	273.4
12	50 S. GUINTOLI	Yamaha YZF R1	272.0
13	12 X. FORÉS	Ducati Panigale R	272.0
14	22 A. LOWES	Yamaha YZF R1	271.4
15	2 L. CAMIER	MV Austa 1000 F4	271.4
16	21 M. REITERBERGER	BMW S1000 RR	271.4
17	34 D. GIUGLIANO	Ducati Panigale R	270.0
18	82 K. PESEK	Yamaha YZF R1	268.7
19	4 G. VIZZIELLO	Kawasaki ZX-10R	268.0
20	56 P. SEBESTYÉN	Yamaha YZF R1	266.7
21	9 D. SCHMITTER	Kawasaki ZX-10R	266.0
22	94 M. LUSSIANA	BMW S1000 RR	265.4

Seg. 1

1	66 T. SYKES	25.291
2	7 C. DAVIES	25.363
3	69 N. HAYDEN	25.459
4	1 J. REA	25.510
5	22 A. LOWES	25.518
6	81 J. TORRES	25.552
7	60 M. VAN DER MARK	25.591
8	2 L. CAMIER	25.593
9	25 J. BROOKES	25.647
10	15 A. DE ANGELIS	25.655
11	13 A. WEST	25.674
12	32 L. SAVADORI	25.675
13	50 S. GUINTOLI	25.695
14	21 M. REITERBERGE	25.741
15	40 R. RAMOS	25.752
16	4 G. VIZZIELLO	25.974
17	56 P. SEBESTYÉN	26.038
18	9 D. SCHMITTER	26.071
19	94 M. LUSSIANA	26.095
20	82 K. PESEK	26.465
21	34 D. GIUGLIANO	31.118
22	12 X. FORÉS	31.375

Seg. 2

1	7 C. DAVIES	14.762
2	69 N. HAYDEN	14.786
3	66 T. SYKES	14.788
4	1 J. REA	14.802
5	12 X. FORÉS	14.817
6	60 M. VAN DER MARK	14.819
7	22 A. LOWES	14.842
8	81 J. TORRES	14.848
9	50 S. GUINTOLI	14.867
10	34 D. GIUGLIANO	14.881
11	15 A. DE ANGELIS	14.950
12	25 J. BROOKES	14.968
13	21 M. REITERBERGE	14.971
14	13 A. WEST	14.984
15	2 L. CAMIER	15.001
16	40 R. RAMOS	15.015
17	32 L. SAVADORI	15.078
18	4 G. VIZZIELLO	15.083
19	56 P. SEBESTYÉN	15.120
20	94 M. LUSSIANA	15.126
21	9 D. SCHMITTER	15.160
22	82 K. PESEK	15.278

Seg. 3

1	66 T. SYKES	30.164
2	7 C. DAVIES	30.199
3	69 N. HAYDEN	30.379
4	2 L. CAMIER	30.411
5	1 J. REA	30.423
6	50 S. GUINTOLI	30.451
7	60 M. VAN DER MARK	30.512
8	22 A. LOWES	30.611
9	81 J. TORRES	30.618
10	12 X. FORÉS	30.624
11	13 A. WEST	30.670
12	32 L. SAVADORI	30.683
13	40 R. RAMOS	30.780
14	21 M. REITERBERGE	30.805
15	15 A. DE ANGELIS	30.805
16	25 J. BROOKES	30.850
17	4 G. VIZZIELLO	30.895
18	34 D. GIUGLIANO	30.947
19	9 D. SCHMITTER	31.080
20	56 P. SEBESTYÉN	31.175
21	94 M. LUSSIANA	31.223
22	82 K. PESEK	31.712

Seg. 4

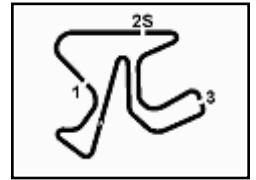
1	7 C. DAVIES	30.945
2	1 J. REA	31.019
3	12 X. FORÉS	31.121
4	60 M. VAN DER MARK	31.140
5	66 T. SYKES	31.144
6	81 J. TORRES	31.190
7	69 N. HAYDEN	31.229
8	22 A. LOWES	31.238
9	50 S. GUINTOLI	31.335
10	2 L. CAMIER	31.420
11	21 M. REITERBERGE	31.428
12	13 A. WEST	31.462
13	25 J. BROOKES	31.472
14	15 A. DE ANGELIS	31.474
15	40 R. RAMOS	31.489
16	32 L. SAVADORI	31.565
17	34 D. GIUGLIANO	31.729
18	56 P. SEBESTYÉN	31.757
19	4 G. VIZZIELLO	31.831
20	94 M. LUSSIANA	32.019
21	9 D. SCHMITTER	32.039
22	82 K. PESEK	32.153

15/10/2016

These data/results cannot be reproduced, stored and/or transmitted in whole or in part by any manner of electronic, mechanical, photocopying, recording, broadcasting or otherwise now known or herein after developed without the previous express consent by the copyright owner, except for reproduction in daily press and regular printed publications on sale to the public within 60 days of the event related to those data/results and always provided that copyright symbol appears together as follows below.

© DORNA WSBK ORGANIZATION Srl 2016





Spanish Round, 14-15-16 October 2016 World Superbike - Chronological Analysis Race 1

Jerez 4.423 m

Start at 13:00'23.159

1 / 3

7 C. DAVIES (1'41.521)

Lap	Seq. 1	Seq. 2	Seq. 3	Seq. 4	Lap Time	km/h	Local Time
1	30.775	14.802	30.841	31.029	1'47.447	277.6	13:02'10.606
2	25.403	14.762	30.564	31.212	1'41.941	274.8	13:03'52.547
3	25.504	14.818	30.254	30.945	1'41.521	272.7	13:05'34.068
4	25.455	14.830	30.487	31.213	1'41.985	274.8	13:07'16.053
5	25.363	14.980	30.326	31.018	1'41.687	270.0	13:08'57.740
6	25.414	14.887	30.199	31.062	1'41.562	270.7	13:10'39.302
7	25.439	14.898	30.409	31.205	1'41.951	271.4	13:12'21.253
8	25.574	14.896	30.211	31.062	1'41.743	271.4	13:14'02.996
9	25.384	14.956	30.311	31.026	1'41.677	269.3	13:15'44.673
10	25.374	14.917	30.363	31.127	1'41.781	270.0	13:17'26.454
11	25.717	14.908	30.306	31.150	1'42.081	270.7	13:19'08.535
12	25.530	14.943	30.422	31.103	1'41.998	270.0	13:20'50.533
13	25.581	15.020	30.485	31.229	1'42.315	269.3	13:22'32.848
14	25.602	14.949	30.403	31.288	1'42.242	271.4	13:24'15.090
15	25.545	15.008	30.396	31.298	1'42.247	270.7	13:25'57.337
16	25.593	15.017	30.449	31.216	1'42.275	270.7	13:27'39.612
17	25.709	14.986	30.495	31.250	1'42.440	270.7	13:29'22.052
18	25.737	15.008	30.515	31.356	1'42.616	269.3	13:31'04.668
19	25.724	15.112	30.620	31.360	1'42.816	270.0	13:32'47.484
20	25.861	15.009	30.634	32.332	1'43.836	271.4	13:34'31.320

66 T. SYKES (1'41.467)

Lap	Seq. 1	Seq. 2	Seq. 3	Seq. 4	Lap Time	km/h	Local Time
1	30.476	14.852	30.435	31.144	1'46.907	276.2	13:02'10.066
2	25.550	14.959	30.596	31.295	1'42.400	270.0	13:03'52.466
3	25.291	14.818	30.164	31.194	1'41.467	270.0	13:05'33.933
4	25.444	14.927	30.349	31.522	1'42.242	270.0	13:07'16.175
5	25.549	14.889	30.340	31.316	1'42.094	270.7	13:08'58.269
6	25.618	14.788	30.332	31.223	1'41.961	273.4	13:10'40.230
7	25.580	14.882	30.394	31.375	1'42.231	271.4	13:12'22.461
8	25.638	14.833	30.375	31.254	1'42.100	272.0	13:14'04.561
9	25.509	14.880	30.364	31.312	1'42.065	271.4	13:15'46.626
10	25.608	14.912	30.399	31.339	1'42.258	270.7	13:17'28.884
11	25.618	14.987	30.412	31.328	1'42.345	272.7	13:19'11.229
12	25.538	14.919	30.595	31.501	1'42.553	269.3	13:20'53.782
13	25.639	14.940	30.534	31.467	1'42.580	271.4	13:22'36.362
14	25.648	14.905	30.383	31.430	1'42.366	272.0	13:24'18.728
15	25.521	14.864	30.412	31.520	1'42.317	272.7	13:26'01.045
16	25.620	14.944	30.488	31.440	1'42.492	270.7	13:27'43.537
17	25.627	14.895	30.466	31.541	1'42.529	271.4	13:29'26.066
18	25.656	14.925	30.501	31.526	1'42.608	271.4	13:31'08.674
19	25.642	14.951	30.583	31.493	1'42.669	272.0	13:32'51.343
20	25.855	15.031	30.671	31.710	1'43.267	270.0	13:34'34.610

1 J. REA (1'41.931)

Lap	Seq. 1	Seq. 2	Seq. 3	Seq. 4	Lap Time	km/h	Local Time
1	30.293	14.992	30.672	31.019	1'46.976	270.0	13:02'10.135
2	25.510	14.946	30.825	31.273	1'42.554	270.7	13:03'52.689
3	25.591	14.802	30.423	31.115	1'41.931	272.7	13:05'34.620
4	25.559	14.849	30.464	31.158	1'42.030	272.7	13:07'16.650
5	25.529	14.850	30.429	31.234	1'42.042	274.8	13:08'58.692
6	25.579	14.863	30.680	31.193	1'42.315	274.8	13:10'41.007
7	25.579	14.944	30.536	31.300	1'42.359	271.4	13:12'23.366
8	25.682	14.922	30.489	31.407	1'42.500	272.0	13:14'05.866
9	25.722	14.951	30.604	31.315	1'42.592	271.4	13:15'48.458
10	25.660	14.936	30.565	31.342	1'42.503	272.0	13:17'30.961
11	25.513	14.947	30.529	31.358	1'42.347	270.7	13:19'13.308
12	25.563	14.950	30.508	31.275	1'42.296	270.7	13:20'55.604
13	25.633	14.945	30.523	31.320	1'42.421	270.7	13:22'38.025
14	25.743	14.929	30.446	31.251	1'42.369	272.0	13:24'20.394
15	25.677	14.933	30.482	31.433	1'42.525	272.0	13:26'02.919
16	25.612	14.930	30.495	31.423	1'42.460	270.7	13:27'45.379
17	25.734	15.057	30.672	31.545	1'43.008	268.7	13:29'28.387
18	25.869	14.997	30.665	31.600	1'43.131	272.0	13:31'11.518
19	25.850	15.024	30.875	31.567	1'43.316	271.4	13:32'54.834
20	25.862	15.106	30.904	31.765	1'43.637	271.4	13:34'38.471

69 N. HAYDEN (1'41.893)

Lap	Seq. 1	Seq. 2	Seq. 3	Seq. 4	Lap Time	km/h	Local Time
1	31.489	14.898	30.626	31.308	1'48.321	274.8	13:02'11.480
2	25.459	14.786	30.418	31.230	1'41.893	272.7	13:03'53.373

P = Pits In/Out - C = Lap-Time Cancelled

These data/results cannot be reproduced, stored and/or transmitted in whole or in part by any manner of electronic, mechanical, photocopying, recording, broadcasting or otherwise now known or herein after developed without the previous express consent by the copyright owner, except for reproduction in daily press and regular printed publications on sale to the public within 60 days of the event related to those data/results and always provided that copyright symbol appears together as follows below.

© DORNA WSBK ORGANIZATION Srl 2016

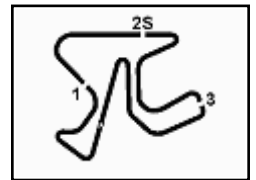
3	25.720	14.977	30.428	31.293	1'42.418	270.0	13:05'35.791
4	25.556	14.864	30.379	31.229	1'42.028	271.4	13:07'17.819
5	25.539	14.910	30.433	31.291	1'42.173	271.4	13:08'59.992
6	25.628	14.908	30.506	31.356	1'42.398	270.7	13:10'42.390
7	25.503	14.857	30.387	31.318	1'42.065	270.7	13:12'24.455
8	25.718	14.915	30.508	31.411	1'42.552	270.7	13:14'07.007
9	25.582	14.925	30.426	31.378	1'42.311	271.4	13:15'49.318
10	25.721	15.040	30.661	31.492	1'42.914	270.0	13:17'32.232
11	25.891	15.022	30.618	31.538	1'43.069	270.7	13:19'15.301
12	25.727	14.956	30.663	31.510	1'42.856	270.0	13:20'58.157
13	25.838	15.056	30.761	31.613	1'43.268	268.7	13:22'41.425
14	25.866	15.015	30.628	31.585	1'43.094	270.7	13:24'24.519
15	25.758	15.044	30.674	31.617	1'43.093	270.0	13:26'07.612
16	25.764	15.013	30.776	31.839	1'43.392	270.0	13:27'51.004
17	25.914	14.994	30.769	31.770	1'43.447	271.4	13:29'34.451
18	25.837	15.074	30.679	31.631	1'43.221	270.7	13:31'17.672
19	25.759	15.060	30.830	31.700	1'43.349	272.0	13:33'01.021
20	25.862	15.166	30.817	31.666	1'43.511	268.7	13:34'44.532

60 M. VAN DER MARK (1'42.232)

Lap	Seq. 1	Seq. 2	Seq. 3	Seq. 4	Lap Time	km/h	Local Time
1	31.842	15.144	30.762	31.246	1'48.994	270.7	13:02'12.153
2	25.622	14.819	30.651	31.140	1'42.232	273.4	13:03'54.385
3	25.668	14.944	30.602	31.271	1'42.485	271.4	13:05'36.870
4	25.637	14.878	30.688	31.415	1'42.618	272.7	13:07'19.488
5	25.591	14.921	30.549	31.254	1'42.315	270.7	13:09'01.803
6	25.699	14.985	30.575	31.346	1'42.605	268.0	13:10'44.408
7	25.673	14.889	30.512	31.407	1'42.481	270.7	13:12'26.889
8	25.752	14.978	30.598	31.331	1'42.659	268.7	13:14'09.548
9	25.592	15.013	30.543	31.398	1'42.546	268.7	13:15'52.094
10	25.698	14.973	30.618	31.266	1'42.555	268.7	13:17'34.649
11	25.669	15.037	30.627	31.381	1'42.714	266.0	13:19'17.363
12	25.706	15.036	30.725	31.346	1'42.813	269.3	13:21'00.176
13	25.747	15.067	30.699	31.515	1'43.028	268.0	13:22'43.204
14	25.695	15.045	30.615	31.477	1'42.832	272.0	13:24'26.036
15	25.773	15.088	30.718	31.435	1'43.014	270.0	13:26'09.050
16	25.776	15.014	30.711	31.582	1'43.083	270.0	13:27'52.133
17	25.804	15.030	30.644	31.557	1'43.035	272.0	13:29'35.168
18	25.859	15.034	30.729	31.545	1'43.167	270.7	13:31'18.335
19	25.879	15.014	30.723	31.584	1'43.200	271.4	13:33'01.535
20	25.908	15.019	30.825	31.284	1'43.036	269.3	13:34'44.571

50 S. GUINTOLI (1'42.368)

Lap	Seq. 1	Seq. 2	Seq. 3	Seq. 4	Lap Time	km/h	Local Time
1	31.646	15.274	31.016	31.576	1'49.512	271.4	13:02'12.671
2	25.715	14.867	30.451	31.335	1'42.368	272.0	13:03'55.039
3	25.695	14.919	30.641	31.521	1'42.776	271.4	13:05'37.815
4	25.842	15.022	30.627	31.479	1'42.970	268.0	13:07'20.785
5	25.815	14.969	30.666	31.519	1'42.969	267.3	13:09'03.754
6	25.755	15.001	30.693	31.478	1'42.927	269.3	13:10'46.681
7	25.803	14.954	30.693	31.535	1'42.985	268.0	13:12'29.666
8	25.727	14.922	30.698	31.432	1'42.779	269.3	13:14'12.445
9	25.789	14.989	30.573	31.480	1'42.831	270.0	13:15'55.276
10	25.700	14.978	30.653	31.397			



Spanish Round, 14-15-16 October 2016 World Superbike - Chronological Analysis Race 1

Jerez 4.423 m

Start at 13:00'23.159

2 / 3

8	25.762	15.001	30.612	31.695	1'43.070	270.0	13:14'13.362
9	25.919	15.095	30.562	31.524	1'43.100	268.7	13:15'56.462
10	25.840	15.087	30.562	31.622	1'43.111	268.0	13:17'39.573
11	25.795	15.093	30.778	31.613	1'43.279	268.0	13:19'22.852
12	26.111	15.097	30.780	31.532	1'43.520	267.3	13:21'06.372
13	25.722	15.064	30.734	31.542	1'43.062	268.0	13:22'49.434
14	25.783	15.188	30.670	31.562	1'43.203	266.0	13:24'32.637
15	25.746	15.057	30.741	31.577	1'43.121	269.3	13:26'15.758
16	25.747	15.098	30.790	31.608	1'43.243	269.3	13:27'59.001
17	25.617	15.125	30.650	31.656	1'43.048	267.3	13:29'42.049
18	25.867	15.108	30.643	31.753	1'43.371	266.7	13:31'25.420
19	25.735	15.179	30.832	31.680	1'43.426	266.7	13:33'08.846
20	25.769	15.219	30.711	31.686	1'43.385	266.7	13:34'52.231

13	25.875	15.048	31.043	31.688	1'43.654	268.7	13:22'56.526
14	25.868	15.088	31.055	31.798	1'43.809	270.0	13:24'40.335
15	25.824	15.106	30.940	31.791	1'43.661	268.7	13:26'23.996
16	25.950	15.103	31.042	31.669	1'43.764	269.3	13:28'07.760
17	25.943	15.109	30.964	31.632	1'43.648	270.0	13:29'51.408
18	25.987	15.099	30.850	31.566	1'43.502	268.7	13:31'34.910
19	25.960	15.100	31.121	31.643	1'43.824	269.3	13:33'18.734
20	25.908	15.155	31.133	31.636	1'43.832	270.0	13:35'02.566

81 J. TORRES (1'42.283)							
Lap	Seq. 1	Seq. 2	Seq. 3	Seq. 4	Lap Time	km/h	Local Time
1	31.726	14.915	30.786	31.369	1'48.796	274.1	13:02'11.955
2	25.627	14.848	30.618	31.190	1'42.283	272.7	13:03'54.238
3	25.552	15.015	30.631	31.264	1'42.462	272.7	13:05'36.700
4	25.553	14.975	30.729	31.289	1'42.546	272.7	13:07'19.246
5	25.642	15.045	30.957	31.336	1'42.980	267.3	13:09'02.226
6	25.695	14.969	30.637	31.290	1'42.591	270.0	13:10'44.817
7	25.687	14.970	30.765	31.282	1'42.704	270.0	13:12'27.521
8	25.753	15.007	30.817	31.328	1'42.905	270.7	13:14'10.426
9	26.011	15.103	30.858	31.515	1'43.487	270.7	13:15'53.913
10	25.947	15.095	30.959	31.471	1'43.472	268.7	13:17'37.385
11	25.669	15.166	30.935	31.509	1'43.279	268.0	13:19'20.664
12	26.189	15.182	31.011	31.482	1'43.864	268.7	13:21'04.528
13	26.102	15.107	30.866	31.568	1'43.643	269.3	13:22'48.171
14	25.867	15.164	30.817	31.576	1'43.424	268.7	13:24'31.595
15	25.822	15.157	31.118	31.604	1'43.701	269.3	13:26'15.296
16	25.997	15.169	31.239	31.657	1'44.062	268.7	13:27'59.358
17	26.041	15.178	30.990	31.830	1'44.039	268.0	13:29'43.397
18	26.046	15.188	31.100	31.608	1'43.942	270.7	13:31'27.339
19	26.251	15.345	31.428	31.904	1'44.928	263.4	13:33'12.267
20	26.171	15.260	31.437	32.367	1'45.235	267.3	13:34'57.502

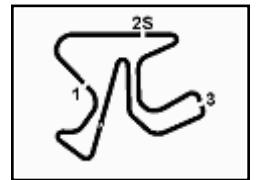
15 A. DE ANGELIS (1'43.049)							
Lap	Seq. 1	Seq. 2	Seq. 3	Seq. 4	Lap Time	km/h	Local Time
1	33.329	15.193	31.490	31.765	1'51.777	276.9	13:02'14.936
2	25.752	14.980	30.966	31.563	1'43.261	274.8	13:03'58.197
3	25.655	15.127	30.929	31.522	1'43.233	274.1	13:05'41.430
4	25.708	14.950	30.873	31.518	1'43.049	274.8	13:07'24.479
5	26.040	15.143	30.920	31.481	1'43.584	272.7	13:09'08.063
6	25.946	15.073	30.805	31.474	1'43.298	272.0	13:10'51.361
7	25.737	15.010	30.918	31.816	1'43.481	272.7	13:12'34.842
8	25.975	15.119	31.034	31.518	1'43.646	271.4	13:14'18.488
9	25.827	14.988	30.930	31.621	1'43.666	272.0	13:16'01.854
10	25.790	15.214	30.996	31.925	1'43.925	269.3	13:17'45.779
11	25.891	15.158	31.112	31.562	1'43.723	269.3	13:19'29.502
12	25.791	15.024	31.054	31.617	1'43.486	272.0	13:21'12.988
13	25.923	15.067	31.071	31.677	1'43.738	270.0	13:22'56.726
14	25.853	15.157	31.052	32.000	1'44.062	270.0	13:24'40.788
15	25.912	15.090	30.962	31.585	1'43.549	270.0	13:26'24.337
16	25.943	15.011	31.004	31.717	1'43.675	270.7	13:28'08.012
17	26.094	15.042	31.090	31.579	1'43.805	270.7	13:29'51.817
18	25.998	15.187	31.050	31.731	1'43.966	269.3	13:31'35.783
19	25.866	15.107	31.138	31.661	1'43.772	270.0	13:33'19.555
20	26.137	15.118	31.139	31.770	1'44.164	270.0	13:35'03.719

21 M. REITERBERGER (1'43.024)							
Lap	Seq. 1	Seq. 2	Seq. 3	Seq. 4	Lap Time	km/h	Local Time
1	32.337	15.001	31.012	31.511	1'49.861	270.0	13:02'13.020
2	26.035	14.971	30.971	31.580	1'43.557	271.4	13:03'56.577
3	25.782	14.998	30.816	31.428	1'43.024	270.0	13:05'39.601
4	25.744	15.090	30.906	31.607	1'43.347	265.4	13:07'22.948
5	25.752	15.094	30.805	31.435	1'43.086	266.0	13:09'06.034
6	25.868	15.043	30.865	31.454	1'43.230	266.7	13:10'49.264
7	25.917	15.114	30.873	31.541	1'43.445	266.0	13:12'32.709
8	25.828	15.094	30.924	31.559	1'43.405	265.4	13:14'16.114
9	25.842	15.077	30.947	31.639	1'43.505	267.3	13:15'59.619
10	25.741	15.158	30.872	31.558	1'43.329	264.7	13:17'42.948
11	25.849	15.129	30.974	31.665	1'43.617	266.0	13:19'26.565
12	25.775	15.098	30.953	31.582	1'43.408	263.4	13:21'09.973
13	25.878	15.173	30.931	31.749	1'43.731	262.8	13:22'53.704
14	25.920	15.191	30.884	31.901	1'43.896	266.0	13:24'37.600
15	25.872	15.150	31.080	31.744	1'43.846	266.0	13:26'21.446
16	25.936	15.196	31.183	31.776	1'44.091	262.1	13:28'05.537
17	25.902	15.222	30.979	31.780	1'43.883	264.7	13:29'49.420
18	25.849	15.147	30.920	31.712	1'43.628	264.7	13:31'33.048
19	26.032	15.203	31.150	31.612	1'43.997	263.4	13:33'17.045
20	25.971	15.210	31.092	31.839	1'44.112	265.4	13:35'01.157

40 R. RAMOS (1'43.143)							
Lap	Seq. 1	Seq. 2	Seq. 3	Seq. 4	Lap Time	km/h	Local Time
1	33.122	15.314	31.405	31.646	1'51.487	275.5	13:02'14.646
2	25.900	15.042	30.860	31.501	1'43.303	271.4	13:03'57.949
3	25.826	15.048	30.780	31.489	1'43.143	270.7	13:05'41.092
4	25.752	15.047	30.942	31.545	1'43.286	271.4	13:07'24.378
5	26.025	15.036	30.957	31.514	1'43.532	270.0	13:09'07.910
6	25.992	15.293	31.092	31.534	1'43.911	265.4	13:10'51.821
7	25.927	15.033	30.912	31.643	1'43.515	270.7	13:12'35.336
8	26.055	15.015	30.986	31.658	1'43.714	274.1	13:14'19.050
9	25.923	15.016	31.014	31.598	1'43.551	271.4	13:16'02.601
10	26.038	15.057	31.078	31.645	1'43.818	271.4	13:17'46.419
11	26.009	15.118	31.046	31.686	1'43.859	269.3	13:19'30.278
12	25.943	15.093	30.921	31.625	1'43.582	269.3	13:21'13.860
13	25.888	15.022	30.947	31.687	1'43.544	270.0	13:22'57.404
14	26.076	15.085	30.918	31.742	1'43.821	271.4	13:24'41.225
15	26.029	15.112	30.908	31.729	1'43.778	269.3	13:26'25.003
16	25.896	15.044	31.013	31.705	1'43.658	270.7	13:28'08.661
17	25.938	15.061	31.143	31.690	1'43.832	270.7	13:29'52.493
18	26.126	15.132	30.895	31.676	1'43.829	272.7	13:31'36.322
19	25.917	15.165	31.079	31.742	1'43.903	271.4	13:33'20.225
20	25.950	15.106	31.063	31.983	1'44.102	271.4	13:35'04.327

25 J. BROOKES (1'43.252)							
Lap	Seq. 1	Seq. 2	Seq. 3	Seq. 4	Lap Time	km/h	Local Time
1	32.903	15.031	31.150	31.554	1'50.638	274.8	13:02'13.797
2	25.944	14.968	30.893	31.512	1'43.317	276.2	13:03'57.114
3	25.647	15.017	31.162	31.580	1'43.406	276.2	13:05'40.520
4	25.673	15.083	30.925	31.571	1'43.252	272.7	13:07'23.772
5	25.846	15.016	31.134	31.611	1'43.607	273.4	13:09'07.379
6	25.739	15.073	30.928	31.561	1'43.301	270.7	13:10'50.680
7	25.891	15.116	31.053	31.724	1'43.784	269.3	13:12'34.464
8	25.797	15.068	30.865	31.675	1'43.405	268.7	13:14'17.869
9	25.811	15.033	30.939	31.472	1'43.255	270.0	13:16'01.124
10	25.880	15.084	31.468	31.705	1'44.137	269.3	13:17'45.261
11	25.833	15.177	31.018	31.690	1'43.718	268.0	13:19'28.979
12	25.973	15.027	31.186	31.707	1'43.893	271.4	13:21'12.872

32 L. SAVADORI (1'43.197)							
Lap	Seq. 1	Seq. 2	Seq. 3	Seq. 4	Lap Time	km/h	Local Time
1	32.689	15.078	30.971	31.716	1'50.454	274.1	13:02'13.613
2	25.844	15.105	30.683	31.565			



Spanish Round, 14-15-16 October 2016 World Superbike - Chronological Analysis Race 1

Jerez 4.423 m

Start at 13:00'23.159

18	25.900	15.295	30.854	31.892	1'43.941	268.7	13:31'38.377
19	25.943	15.380	31.099	32.032	1'44.454	270.0	13:33'22.831
20	25.982	15.365	31.277	32.131	1'44.755	267.3	13:35'07.586

13 A. WEST (1'43.046)

Lap	Seq. 1	Seq. 2	Seq. 3	Seq. 4	Lap Time	km/h	Local Time
1	32.481	14.984	31.017	31.606	1'50.088	274.8	13:02'13.247
2	25.877	14.998	30.709	31.462	1'43.046	272.7	13:03'56.293
3	25.696	15.060	45.771	32.043	1'58.570	269.3	13:05'54.863
4	26.404	15.122	30.670	31.800	1'43.996	262.1	13:07'38.859
5	25.674	15.134	30.809	32.055	1'43.672	266.7	13:09'22.531
6	25.905	15.130	31.134	31.750	1'43.919	266.7	13:11'06.450
7	25.901	15.234	30.821	31.741	1'43.697	267.3	13:12'50.147
8	25.795	15.081	31.087	31.754	1'43.717	269.3	13:14'33.864
9	26.008	15.358	31.133	31.726	1'44.225	267.3	13:16'18.089
10	25.909	15.270	30.924	31.964	1'44.067	267.3	13:18'02.156
11	26.204	15.214	31.437	32.187	1'45.042	269.3	13:19'47.198
12	26.052	15.240	31.581	32.093	1'44.966	266.0	13:21'32.164
13	25.991	15.289	31.137	32.053	1'44.470	263.4	13:23'16.634
14	26.165	15.249	31.323	32.199	1'44.936	264.7	13:25'01.570
15	26.156	15.238	31.216	32.170	1'44.780	266.7	13:26'46.350
16	26.199	15.353	31.041	32.205	1'44.798	264.1	13:28'31.148
17	26.139	15.304	31.310	32.168	1'44.921	263.0	13:30'16.069
18	26.253	15.402	31.227	32.240	1'45.122	264.1	13:32'01.191
19	26.450	15.347	31.306	32.314	1'45.417	264.7	13:33'46.808
20	26.359	15.409	31.418	32.590	1'45.776	265.4	13:35'32.384

56 P. SEBESTYÉN (1'44.155)

Lap	Seq. 1	Seq. 2	Seq. 3	Seq. 4	Lap Time	km/h	Local Time
1	33.511	15.259	31.543	32.019	1'52.332	266.7	13:02'15.491
2	26.123	15.120	31.417	31.831	1'44.491	264.1	13:03'59.982
3	26.038	15.185	31.175	31.757	1'44.155	260.9	13:05'44.137
4	26.092	15.170	31.220	32.017	1'44.499	259.6	13:07'28.636
5	26.183	15.174	31.321	31.981	1'44.659	261.5	13:09'13.295
6	26.220	15.196	31.576	32.032	1'45.024	260.2	13:10'58.319
7	26.362	15.197	31.724	32.443	1'45.726	261.5	13:12'44.045
8	26.825	15.260	31.852	32.144	1'46.081	260.2	13:14'30.126
9	26.309	15.349	31.536	32.163	1'45.357	259.0	13:16'15.483
10	26.362	15.337	31.589	32.305	1'45.593	257.8	13:18'01.076
11	26.430	15.370	31.761	32.231	1'45.792	257.8	13:19'46.868
12	26.238	15.278	31.525	32.447	1'45.488	257.1	13:21'32.356
13	26.618	15.246	31.490	32.203	1'45.557	260.9	13:23'17.913
14	26.385	15.301	32.084	32.309	1'46.079	259.0	13:25'03.992
15	26.634	15.213	31.634	32.285	1'45.766	262.8	13:26'49.758
16	26.470	15.289	31.725	32.260	1'45.744	258.4	13:28'35.502
17	26.455	15.389	31.683	32.283	1'45.810	258.4	13:30'21.312
18	26.463	15.366	31.753	32.418	1'46.000	259.0	13:32'07.312
19	26.554	15.342	31.724	32.339	1'45.959	259.0	13:33'53.271
20	26.510	15.408	31.729	32.343	1'45.990	258.4	13:35'39.261

4 G. VIZZIELLO (1'43.848)

Lap	Seq. 1	Seq. 2	Seq. 3	Seq. 4	Lap Time	km/h	Local Time
1	33.060	15.280	31.669	32.100	1'52.109	268.0	13:02'15.268
2	25.974	15.083	30.895	31.896	1'43.848	267.3	13:03'59.116
3	26.165	15.201	30.965	31.831	1'44.162	266.0	13:05'43.278
4	26.061	15.365	31.167	32.093	1'44.686	261.5	13:07'27.964
5	26.018	15.397	31.058	32.259	1'44.732	259.0	13:09'12.696
6	26.215	15.420	31.398	32.294	1'45.327	259.6	13:10'58.023
7	26.202	15.560	31.606	32.636	1'46.004	257.8	13:12'44.027
8	26.519	15.569	32.156	32.349	1'46.593	258.4	13:14'30.620
9	26.044	15.423	31.402	32.486	1'45.355	262.1	13:16'15.975
10	26.258	15.378	31.489	32.438	1'45.563	261.5	13:18'01.538
11	26.316	15.336	31.679	32.529	1'45.860	264.1	13:19'47.398
12	26.386	15.315	31.451	32.138	1'45.290	262.8	13:21'32.688
13	26.412	15.436	31.355	32.296	1'45.499	260.2	13:23'18.187
14	26.300	15.280	31.753	32.379	1'45.712	266.0	13:25'03.899
15	26.380	15.402	31.421	32.478	1'45.681	261.5	13:26'49.580
16	26.756	15.536	32.021	32.708	1'47.021	262.8	13:28'36.601
17	26.462	15.294	31.426	32.261	1'45.443	264.1	13:30'22.044
18	26.122	15.377	31.664	32.568	1'45.731	266.7	13:32'07.775
19	26.323	15.421	31.691	32.458	1'45.893	264.7	13:33'53.668
20	26.729	15.291	31.423	32.369	1'45.812	264.1	13:35'39.480

P = Pits In/Out - C = Lap-Time Cancelled

These data/results cannot be reproduced, stored and/or transmitted in whole or in part by any manner of electronic, mechanical, photocopying, recording, broadcasting or otherwise now known or herein after developed without the previous express consent by the copyright owner, except for reproduction in daily press and regular printed publications on sale to the public within 60 days of the event related to those data/results and always provided that copyright symbol appears together as follows below.

© DORNA WSBK ORGANIZATION Srl 2016

9 D. SCHMITTER (1'44.508)

Lap	Seq. 1	Seq. 2	Seq. 3	Seq. 4	Lap Time	km/h	Local Time
1	36.537	15.232	31.118	32.158	1'55.045	264.7	13:02'18.204
2	26.096	15.160	31.631	32.210	1'45.097	266.0	13:04'03.301
3	26.071	15.318	31.080	32.039	1'44.508	264.7	13:05'47.809
4	26.191	15.314	31.356	32.248	1'45.109	264.1	13:07'32.918
5	26.225	15.332	31.317	32.120	1'44.994	263.4	13:09'17.912
6	26.304	15.327	31.291	32.398	1'45.320	263.4	13:11'03.232
7	26.154	15.289	31.437	32.152	1'45.032	263.4	13:12'48.264
8	26.220	15.319	31.449	32.313	1'45.301	262.8	13:14'33.565
9	26.202	15.349	31.572	32.189	1'45.312	262.1	13:16'18.877
10	26.141	15.252	31.323	32.181	1'44.897	262.8	13:18'03.774
11	26.241	15.269	31.426	32.322	1'45.258	262.8	13:19'49.032
12	26.236	15.316	31.218	32.198	1'44.968	261.5	13:21'34.000
13	26.234	15.360	31.345	32.227	1'45.166	261.5	13:23'19.166
14	26.412	15.447	31.413	32.385	1'45.657	264.7	13:25'04.823
15	26.393	15.383	31.510	32.342	1'45.628	263.4	13:26'50.451
16	26.380	15.361	31.599	32.562	1'45.902	263.4	13:28'36.353
17	26.236	15.486	31.449	32.249	1'45.420	257.8	13:30'21.773
18	26.267	15.429	31.647	32.456	1'45.799	263.4	13:32'07.572
19	26.480	15.337	31.696	32.545	1'46.058	266.0	13:33'53.630
20	26.547	15.245	31.502	32.656	1'45.950	266.0	13:35'39.580

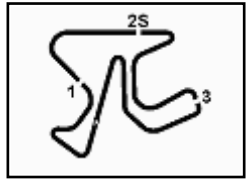
82 K. PESEK (1'46.168)

Lap	Seq. 1	Seq. 2	Seq. 3	Seq. 4	Lap Time	km/h	Local Time
1	34.051	15.278	31.844	32.153	1'53.326	268.7	13:02'16.485
2	26.616	15.348	32.703	32.918	1'47.585	264.1	13:04'04.070
3	26.543	15.373	31.804	32.448	1'46.168	264.7	13:05'50.238
4	26.561	15.423	31.712	32.655	1'46.351	260.9	13:07'36.589
5	26.525	15.444	31.800	32.591	1'46.360	260.9	13:09'22.949
6	26.465	15.529	31.823	32.624	1'46.441	262.1	13:11'09.390
7	26.517	15.466	31.940	32.738	1'46.661	260.9	13:12'56.051
8	26.759	15.564	31.933	32.565	1'46.821	259.0	13:14'42.872
9	26.782	15.707	32.024	32.719	1'47.232	259.0	13:16'30.104
10	26.648	15.641	32.515	32.757	1'47.561	258.4	13:18'17.665
11	26.683	15.621	31.972	32.882	1'47.158	256.5	13:20'04.823
12	26.537	15.590	31.962	32.938	1'47.027	256.5	13:21'51.850
13	26.762	15.603	31.924	32.876	1'47.165	259.6	13:23'39.015
14	26.844	15.684	32.104	32.934	1'47.566	257.8	13:25'26.581
15	26.672	15.622	31.949	32.732	1'46.975	257.1	13:27'13.556
16	26.661	15.705	31.840	32.749	1'46.955	254.7	13:29'00.511
17	26.515	15.653	32.000	32.738	1'46.906	257.1	13:30'47.417
18	26.629	15.586	31.937	32.765	1'46.917	257.8	13:32'34.334
19	26.638	15.580	31.954	32.821	1'46.993	259.6	13:34'21.327
20	26.788	15.748	32.273	33.327	1'48.136	255.9	13:36'09.463

94 M. LUSSIANA (1'44.777)

Lap	Seq. 1	Seq. 2	Seq. 3	Seq. 4	Lap Time	km/h	Local Time
1	34.721	15.263	31.422	32.019	1'53.425	263.4	13:02'16.584
2	26.161	15.126	31.355	32.135	1'44.777	265.4	13:04'01.361
3	26.095	15.272	31.371	32.112	1'44.850	264.7	13:05'46.211
4	26.269	15.354	31.297	32.094	1'45.014	262.8	13:07'31.225
5	26.258	15.333	31.270	32.162	1'45.023	263.4	13:09'16.248
6	26.154	15.288	31.384	32.214	1'45.040	264.1	13:11'01.288

22 A. LOWES (1'42.369)

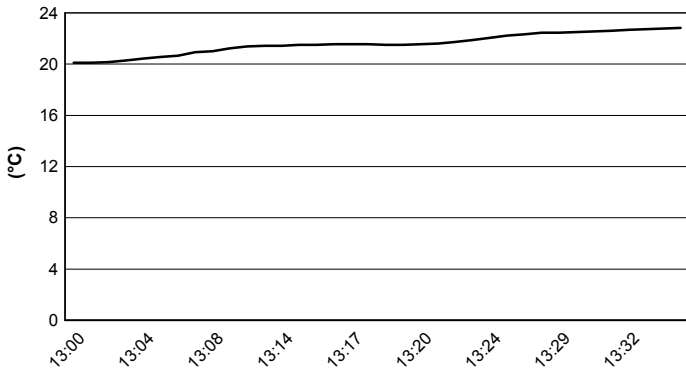


Jerez 4.423 m

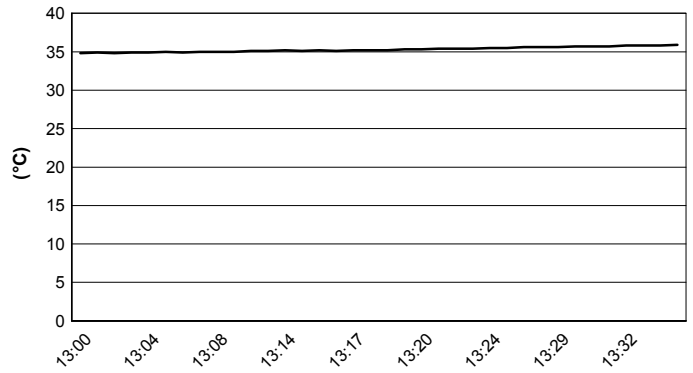
Spanish Round, 14-15-16 October 2016 World Superbike - Weather Report Race 1

Session started 13:00 Session ended 13:36

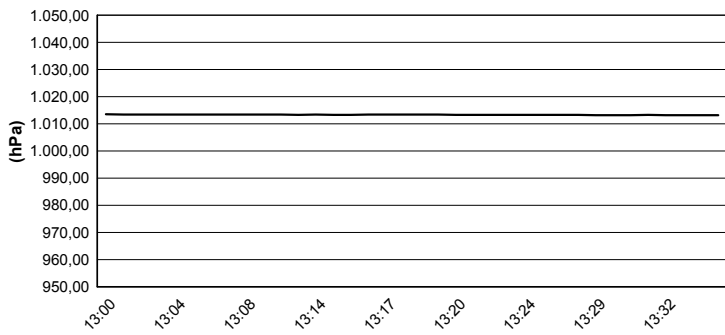
Air Temperature



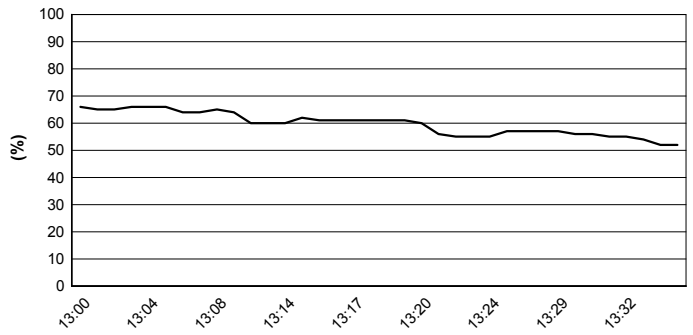
Track Temperature



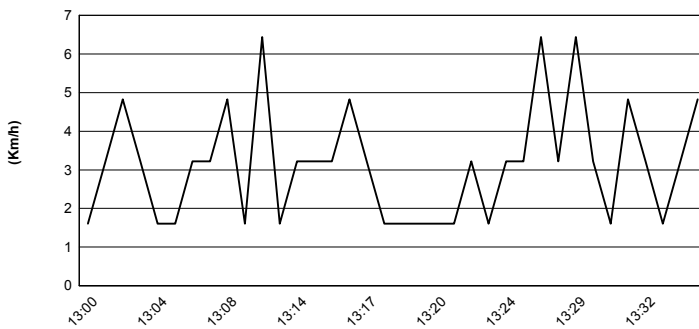
Air Pressure



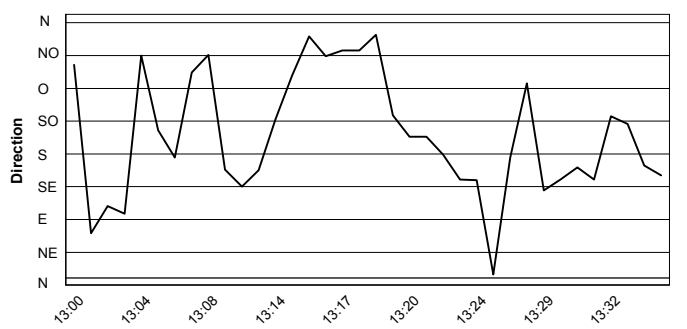
Humidity



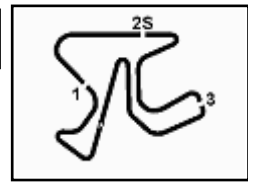
Wind Speed



Wind Direction



These data/results cannot be reproduced, stored and/or transmitted in whole or in part by any manner of electronic, mechanical, photocopying, recording, broadcasting or otherwise now known or herein after developed without the previous express consent by the copyright owner, except for reproduction in daily press and regular printed publications on sale to the public within 60 days of the event related to those data/results and always provided that copyright symbol appears together as follows below.
© DORNA WSBK ORGANIZATION Srl 2016


Spanish Round, 14-15-16 October 2016
World Superbike - Championship Standings

Jerez 4.423 m

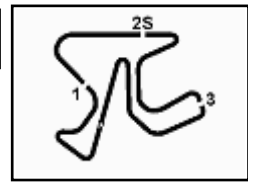
1 / 2

Points	Points From First	Points From Previous	February 28 PHILLIP ISLAND		March 13 BURIRAM		April 3 ARAGON		April 17 ASSEN		May 1 IMOLA		May 15 SEPANG		May 29 DONINGTON PARK		June 19 MISANO		July 10 LAGUNA SECA		September 18 LAUSITZRING		October 2 MAGNY-COURS		October 16 JEREZ		October 28 LOSAIL		
			1	2	1	2	1	2	1	2	1	2	1	2	1	2	1	2	1	2	1	2	1	2	1	2	1	2	1
1 REA Jonathan (GBR)	442		25	25	25	20	20	16	25	25	20	20	20	16	16	20	25	25	25		25	13	20	16					
2 SYKES Tom (GBR)	398 44		11	10	20	25	16	20	20	16	16	25	8	25	25	20	20	20	25	20	4	16	16	20					
3 DAVIES Chaz (GBR)	370 72 28		20	6	13	16	25	25	20	11	25	25	16	13	16	13		16	25	10	25	25	25						
4 VAN DER MARK Michael (NED)	245 197 125		16	20	16	13	9	9	16	9	7	9	10	8	8	16	6	13	9	10	8	20	11	11					
5 HAYDEN Nicky (USA)	215 227 30		7	13	11	10	16	10	7	8	7	8	25	11	10	10	16	11	16	6	7	13							
6 GIUGLIANO Davide (ITA)	194 248 21		13	16	6	11	10	8	11	13	10	20	20	9	2	16	20	9											
7 TORRES Jordi (ESP)	187 255 7		8	9	8	8	9	11	11	1	13	9	13	3	9	5	11	9	8	10	13	2	9	8					
8 CAMIER Leon (GBR)	165 277 22		9	5	5	13	7	10	11	6	7	13	11	8	5	11	13	9	13	9	13	9							
9 SAVADORI Lorenzo (ITA)	134 308 31		4	6	7	6	5	10	13	8	5	2	10	13	11	10					11	10	3						
10 FORÉS Xavi (ESP)	133 309 1			2	18	18	13	13	3	6	6	2	5	4	2	13	9	13	6	16	8	6							
11 LOWES Alex (GBR)	107 335 26		2	10	16	13	14	12	12	11	10	10	10	8	9	10	10	10	10	11	11	11	11	11					
12 GUINTOLI Sylvain (FRA)	101 341 6		10	11	9	10	7	6	5	8	8	9	11	11	11	12	12	13	13	13	14	7	11	7	8	10			
13 DE ANGELIS Alex (RSM)	93 349 8		3	7	2	15	14	14	13	5	8	4	1	2	9	1	4	3	7	15	16	15	16	15	12	12	13		
14 BROOKES Joshua (AUS)	84 358 9		6	7	1	10	13	3	3	5	2	3	5	4	2	7	5	2	3	2	9	4	5	6					
15 RAMOS Román (ESP)	80 362 4		5	4	4	4	4	7	4	12	14	14	14	16	16	15	15	15	16	13	3	7	3	3	4				
16 REITERBERGER Markus (GER)	79 363 1		8	11	9	2	1	9	3	4	12	13	13	13	6	5	10	11	12	12	12	16	16	16	16				
17 WEST Anthony (AUS)	57 385 22												7	11	6	4	6	5	4	7	5								
18 ABRAHAM Karel (CZE)	33 409 24		3	5	1	1	2	2	4	17	17	17	17	17	17	18	18	18	18	18	18	18	18	18	18				
19 CANEPA Niccolò (ITA)	30 412 3																9	7	6	8	19	19	19	19	19				
20 BAIOTTO Matteo (ITA)	12 430 18			3	3	17	17	2	4	18	18	18	19	19	19	19	19	20	20	20	20	20	20	20	20				
21 LAGRIVE Matthieu (FRA)	11 431 1																								10	1			
22 SCASSA Luca (ITA)	10 432 1											3	21	21	21	22	23	23	23	25	1	5	1	21	22	22			
23 MAHIAS Lucas (FRA)	9 433 1							6	3	19	18	19	19	19	20	20	20	21	21	21	21	21	23	23	23				
24 BEAUBIER Cameron (USA)	6 436 3															6	21	22	22	22	22	23	24	24	24				
25 DE ROSA Raffaele (ITA)	5 437 1																	5	23	23	24	25	25	25					

First Line: Championship Standings - Second Line: Ranking Progression

These data/results cannot be reproduced, stored and/or transmitted in whole or in part by any manner of electronic, mechanical, photocopying, recording, broadcasting or otherwise now known or herein after developed without the previous express consent by the copyright owner, except for reproduction in daily press and regular printed publications on sale to the public within 60 days of the event related to those data/results and always provided that copyright symbol appears together as follows below.

© DORNA WSBK ORGANIZATION Srl 2016


Spanish Round, 14-15-16 October 2016
World Superbike - Championship Standings

Jerez 4.423 m

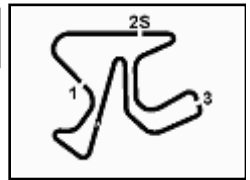
2 / 2

	Points	Points From First	Points From Previous	February 28 PHILLIP ISLAND		March 13 BURIRAM		April 3 ARAGON		April 17 ASSEN		May 1 IMOLA		May 15 SEPANG		May 29 DONINGTON PARK		June 19 MISANO		July 10 LAGUNA SECA		September 18 LAUSITZRING		October 2 MAGNY-COURS		October 16 JEREZ		October 28 LOSAIL		
				1	2	1	2	1	2	1	2	1	2	1	2	1	2	1	2	1	2	1	2	1	2	1	2	1	2	1
26 SCHMITTER Dominic (SUI)	5	437	0									1	22	24	25	1	22	23	24	24	3	23	24	25	25					
27 VIZZIELLO Gianluca (ITA)	3	439	2																			3	26	27	27	27				
28 SZKOPEK Pawel (POL)	3	439	0															1	28	28	28	29	2	29	26	27	27	27		
29 JONES Mike (AUS)	2	440	1	2	14	16	18	18	19	19	20	20	20	20	22	22	22	23	24	24	24	26	26	28	29	29	29			
30 HOOK Josh (AUS)	2	440	0										1	24	1	22	22	22	23	24	24	24	26	26	28	29	29	29		
31 BARRIER Sylvain (FRA)	2	440	0	1	15	1	16	18	18	19	19	20	20	20	20	22	22	22	23	24	24	24	26	26	28	29	29	29		
32 SEBESTYÉN Péter (HUN)	1	441	1																								1	32		
33 AL SULAITI Saeed (QAT)	1	441	0																			1	29	29	31	32	32	32		
34 LUSSIANA Matthieu (FRA)	1	441	0							1	22	22	22	22	24	25	26	27	28	28	28	29	29	31	32	32	32			

First Line: Championship Standings - Second Line: Ranking Progression

These data/results cannot be reproduced, stored and/or transmitted in whole or in part by any manner of electronic, mechanical, photocopying, recording, broadcasting or otherwise now known or herein after developed without the previous express consent by the copyright owner, except for reproduction in daily press and regular printed publications on sale to the public within 60 days of the event related to those data/results and always provided that copyright symbol appears together as follows below.

© DORNA WSBK ORGANIZATION Srl 2016



Spanish Round, 14-15-16 October 2016 World Superbike - Manufacturers Standings

Jerez 4.423 m

Points	Points From First	Points From Previous	February 28 PHILLIP ISLAND		March 13 BURIRAM		April 3 ARAGON		April 17 ASSEN		May 1 IMOLA		May 15 SEPANG		May 29 DONINGTON PARK		June 19 MISANO		July 10 LAGUNA SECA		September 18 LAUSITZRING		October 2 MAGNY-COURS		October 16 JEREZ		October 28 LOSAIL			
			1	2	1	2	1	2	1	2	1	2	1	2	1	2	1	2	1	2	1	2	1	2	1	2	1	2	1	2
1	KAWASAKI	522	25	25	25	25	20	20	25	25	20	20	25	16	25	25	25	25	25	25	25	20	25	16	20	20				
2	DUCATI	442	80	20	16	13	16	25	25	20	11	25	25	16	20	20	16	13	16	9	20	25	16	25	25	25				
3	HONDA	309	213	133	16	20	16	13	10	9	16	16	9	8	9	25	11	10	16	10	16	11	16	8	20	11	13			
4	BMW	208	314	101	8	9	11	9	9	11	11	2	13	9	13	6	9	7	11	9	8	10	13	9	4	9	8			
5	YAMAHA	185	337	23	10	11	10	10	8	7	8	9	5	10	11		6	9	8	11	8	8	11	7	8	10				
6	APRILIA	178	344	7	4	3	7	7	6	8	10	13	8	5	9	10	13	4	11	10		4	20	11	10	5				
7	MV AGUSTA	165	357	13	9	5	5	7	13	7	10	11	6	7	13	11	8	7	5	7	11	13	9	13	9					

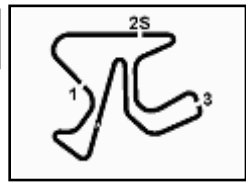
First Line: Championship Standings - Second Line: Ranking Progression

These data/results cannot be reproduced, stored and/or transmitted in whole or in part by any manner of electronic, mechanical, photocopying, recording, broadcasting or otherwise now known or herein after developed without the previous express consent by the copyright owner, except for reproduction in daily press and regular printed publications on sale to the public within 60 days of the event related to those data/results and always provided that copyright symbol appears together as follows below.

© DORNA WSBK ORGANIZATION Srl 2016

FICR PEROGIA TING





Spanish Round, 14-15-16 October 2016
World Superbike - Pirelli Best Lap Award

Jerez 4.423 m

Points	Points From First	Points From Previous	February 28	March 13	April 3	April 17	May 1	May 15	May 29	June 19	July 10	September 18	October 2	October 16	October 28			
			PHILLIP ISLAND	BURIRAM	ARAGON	ASSEN	IMOLA	SEPANG	DONINGTON PARK	MISANO	LAGUNA SECA	LAUSITZRING	MAGNY-COURS	JEREZ	LOSAIL			
Fastest Laps																		
1 DAVIES Chaz (GBR)	8		1		1 1	1	1 1				1	1						
2 SYKES Tom (GBR)	6	2						1		1	1		1 1	1				
3 REA Jonathan (GBR)	5	3	1	1 1		1			1 1									
4 GIUGLIANO Davide (ITA)	2	6	3	1				1										
5 FORÉS Xavi (ESP)	1	7	1									1						
6 LOWES Alex (GBR)	1	7	0							1								

These data/results cannot be reproduced, stored and/or transmitted in whole or in part by any manner of electronic, mechanical, photocopying, recording, broadcasting or otherwise now known or herein after developed without the previous express consent by the copyright owner, except for reproduction in daily press and regular printed publications on sale to the public within 60 days of the event related to those data/results and always provided that copyright symbol appears together as follows below.

© DORNA WSBK ORGANIZATION Srl 2016

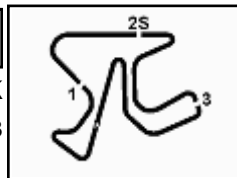
FICR PEROGIA TIRING



Official Tyre Supplier



Official Timekeeper



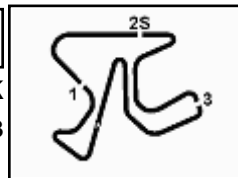
Spanish Round, 14-15-16 October 2016

World Superbike - Best Laps & Speeds

No.	Rider		Best Lap		FP1		FP2		FP3		SP1		SP2		RC1	
	Nat	Bike	laps	speed	laps	speed	laps	speed	laps	speed	laps	speed	laps	speed	laps	speed
1	66	T. SYKES	79	276	23	268	22	270	8	271			6	273	20	276
		GBR Kawasaki ZX-10R														
2	1	J. REA	77	277	21	271	21	273	9	277			6	272	20	275
		GBR Kawasaki ZX-10R														
3	34	D. GIUGLIANO	54	269	22	265	17	267	8	268			7	269		
		ITA Ducati Panigale R														
4	22	A. LOWES	65	273	23	268	24	272	9	273			7	272	2	271
		GBR Yamaha YZF R1														
5	69	N. HAYDEN	81	275	23	268	23	269	9	275			6	273	20	275
		USA Honda CBR1000RR SP														
6	7	C. DAVIES	84	278	25	269	23	272	9	272			7	273	20	278
		GBR Ducati Panigale R														
7	81	J. TORRES	92	274	24	271	23	269	9	271	8	270	8	270	20	274
		ESP BMW S1000 RR														
8	12	X. FORÉS	60	272	24	269	20	269	9	272			7	269		
		ESP Ducati Panigale R														
9	50	S. GUINTOLI	69	275	11	269	22	268	9	275			7	269	20	272
		FRA Yamaha YZF R1														
10	2	L. CAMIER	59	271	21	265	5	265	7	267			6	268	20	271
		GBR MV Agusta 1000 F4														
11	60	M. VAN DER MARK	82	275	23	269	23	271	9	275			7	275	20	273
		NED Honda CBR1000RR SP														
12	13	A. WEST	88	275	21	268	23	268	9	269	8	267	7	273	20	275
		AUS Kawasaki ZX-10R														
13	21	M. REITERBERGER	76	271	19	266	21	270	9	271	7	268			20	271
		GER BMW S1000 RR														
14	32	L. SAVADORI	85	274	24	270	24	271	9	271	8	272			20	274
		ITA Aprilia RSV4 RF														
15	40	R. RAMOS	75	276	20	269	21	269	7	274	7	271			20	276
		ESP Kawasaki ZX-10R														
16	15	A. DE ANGELIS	80	277	20	271	23	274	9	276	8	273			20	277
		RSM Aprilia RSV4 RF														
17	25	J. BROOKES	82	276	22	271	23	270	9	272	8	269			20	276
		AUS BMW S1000 RR														
18	99	L. SCASSA	49	267	17	262	16	263	9	267	7	265				
		ITA Ducati Panigale R														
19	56	P. SEBESTYÉN	81	267	22	259	22	262	9	265	8	262			20	267
		HUN Yamaha YZF R1														
20	4	G. VIZZIELLO	72	268	20	260	18	262	7	267	7	264			20	268
		ITA Kawasaki ZX-10R														

These data/results cannot be reproduced, stored and/or transmitted in whole or in part by any manner of electronic, mechanical, photocopying, recording, broadcasting or otherwise now known or herein after developed without the previous express consent by the copyright owner, except for reproduction in daily press and regular printed publications on sale to the public within 60 days of the event related to those data/results and always provided that copyright symbol appears together as follows below.

© DORNA WSBK ORGANIZATION Srl 2016



Jerez 4.423 m

Spanish Round, 14-15-16 October 2016 World Superbike - Best Laps & Speeds

2 / 2

No.	Rider		Best Lap		FP1		FP2		FP3		SP1		SP2		RC1	
	Nat	Bike	laps	speed	laps	speed	laps	speed	laps	speed	laps	speed	laps	speed	laps	speed
21	9 D. SCHMITTER		1'44.011		1'46.363		1'45.324		1'45.284		1'44.011				1'44.508	
	SUI	Kawasaki ZX-10R	84	267	24	267	25	264	7	263	8	265			20	266
22	11 S. AL SULAITI		1'44.436		1'45.662		1'44.953		1'45.361		1'44.436					
	QAT	Kawasaki ZX-10R	57	267	19	262	22	266	8	267	8	267				
23	94 M. LUSSIANA		1'44.769		1'45.564		1'44.769		1'45.775		1'45.373				1'44.777	
	FRA	BMW S1000 RR	58	265	20	262	23	263	5	264	4	264			6	265
24	82 K. PESEK		1'45.262		1'48.426		1'47.084		1'46.420		1'45.262				1'46.168	
	CZE	Yamaha YZF R1	72	269	18	261	18	260	9	265	7	263			20	269

15/10/2016

These data/results cannot be reproduced, stored and/or transmitted in whole or in part by any manner of electronic, mechanical, photocopying, recording, broadcasting or otherwise now known or herein after developed without the previous express consent by the copyright owner, except for reproduction in daily press and regular printed publications on sale to the public within 60 days of the event related to those data/results and always provided that copyright symbol appears together as follows below.

© DORNA WSBK ORGANIZATION Srl 2016