

Spanish Round, 14-15-16 October 2016 World Superbike - Results Race 2

Laps 20 = 88,460 Km - Time Of Race 34'20.026 - Avg. 154,588 km/h

Jerez 4.423 m

1 / 2

Pos	Race	Grid	No. Rider	Nat	Team	Bike	LL	Gap	Fastest Lap	Speed	Qualifying		Ranking			
											Time	Speed	R1	R2	Tot	Pos
1	6	7	C. DAVIES	GBR	Aruba.it Racing - Ducati	Ducati Panigale R	20		1'41.492	271,4	1'40.111	273,4	25	25	395	3
2	2	1	J. REA	GBR	Kawasaki Racing Team	Kawasaki ZX-10R	20	5.893	1'41.909	279,1	1'39.602	272,0	16	20	462	1
3	1	66	T. SYKES	GBR	Kawasaki Racing Team	Kawasaki ZX-10R	20	6.030	1'41.729	273,4	1'39.190	273,4	20	16	414	2
4	5	69	N. HAYDEN	USA	Honda World Superbike Team	Honda CBR1000RR SP	20	6.750	1'42.228	272,0	1'40.103	272,7	13	13	228	5
5	9	50	S. GUINTOLI	FRA	Pata Yamaha Official WorldSBK Team	Yamaha YZF R1	20	10.762	1'42.829	272,7	1'40.239	269,3	10	11	112	12
6	11	60	M. VAN DER MARK	NED	Honda World Superbike Team	Honda CBR1000RR SP	20	11.310	1'42.733	275,5	1'40.291	274,8	11	10	255	4
7	4	22	A. LOWES	GBR	Pata Yamaha Official WorldSBK Team	Yamaha YZF R1	20	16.413	1'42.781	271,4	1'39.980	272,0		9	116	11
8	7	81	J. TORRES	ESP	Althea BMW Racing Team	BMW S1000 RR	20	19.232	1'42.962	275,5	1'40.111	270,0	8	8	195	7
9	12	13	A. WEST	AUS	Pedercini Racing	Kawasaki ZX-10R	20	24.095	1'43.194	273,4	1'41.188	273,4	2	7	64	17
10	14	32	L. SAVADORI	ITA	IodaRacing Team	Aprilia RSV4 RF	20	25.379	1'43.035	274,8	1'41.622	272,0	3	6	140	9
11	15	40	R. RAMOS	ESP	Team GoEleven	Kawasaki ZX-10R	20	26.036	1'43.405	273,4	1'41.838	270,7	4	5	85	15
12	17	25	J. BROOKES	AUS	Milwaukee BMW	BMW S1000 RR	20	29.230	1'43.585	273,4	1'41.978	268,7	6	4	88	14
13	3	34	D. GIUGLIANO	ITA	Aruba.it Racing - Ducati	Ducati Panigale R	20	34.879	1'43.528	269,3	1'39.977	268,7		3	197	6
14	13	21	M. REITERBERGER	GER	Althea BMW Racing Team	BMW S1000 RR	20	49.708	1'43.276	272,0	1'41.528	268,0	7	2	81	16
15	20	4	G. VIZZIELLO	ITA	Grillini Racing Team	Kawasaki ZX-10R	20	1'02.245	1'44.140	266,7	1'43.364	264,1		1	4	27
16	18	99	L. SCASSA	ITA	VFT Racing	Ducati Panigale R	20	1'08.295	1'45.219	265,4	1'42.710	264,7			10	22
17	24	94	M. LUSSIANA	FRA	Team ASP1	BMW S1000 RR	20	1'20.252	1'44.976	265,4	1'45.373	264,1			1	34
18	21	9	D. SCHMITTER	SUI	Grillini Racing Team	Kawasaki ZX-10R	20	1'33.859	1'45.274	265,4	1'44.011	264,7			5	26
19	23	82	K. PESEK	CZE	Team Tóth	Yamaha YZF R1	20	1'33.965	1'45.577	268,7	1'45.262	262,8				
-----Not Classified-----																
RET	8	12	X. FORÉS	ESP	Barni Racing Team	Ducati Panigale R	8	12 Laps	1'42.918	270,7	1'40.170	268,7			133	10
RET	22	11	S. AL SULAITI	QAT	Pedercini Racing	Kawasaki ZX-10R	8	12 Laps	1'44.816	270,0	1'44.436	266,7			1	33
RET	16	15	A. DE ANGELIS	RSM	IodaRacing Team	Aprilia RSV4 RF	3	17 Laps	1'43.413	273,4	1'41.876	273,4	5		93	13
RET	10	2	L. CAMIER	GBR	MV Agusta Reparto Corse	MV Agusta 1000 F4	2	18 Laps	1'42.972	269,3	1'40.276	268,0	9		165	8
RET	19	56	P. SEBESTYÉN	HUN	Team Tóth	Yamaha YZF R1	0			262,8	1'43.238	262,1	1		1	32

AIR	Humidity:	56%	Temp:	24°C
TRACK	Condition:	Dry	Temp:	37°C

Records	Pole (SP2)	2016	T.Sykes	1'39.190	160,530 Km/h
	Race (RACE1)	2015	J.Rea	1'41.136	157,440 Km/h
	Circuit (SP2)	2016	T.Sykes	1'39.190	160,530 Km/h
Race Fastest lap	Lap 2		C.Davies	1'41.492	156,887 Km/h

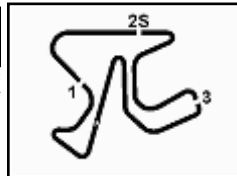
LAP LEADERS					
No.	Rider	From	To	Laps	Total
7	C. DAVIES	1	20	20	20

TOTAL LEADER LAPS					
No.	Rider	Laps			
66	T. SYKES	170	25	J. BROOKES	5
7	C. DAVIES	158	22	A. LOWES	1
1	J. REA	104	32	L. SAVADORI	1
69	N. HAYDEN	16	44	L. MAHIAS	1
34	D. GIUGLIANO	14			
60	M. VAN DER MARK	8			
2	L. CAMIER	6			

Start 16/10/2016 13:00 End 13:36 The results are provisional until the end of the time limit for protests and appeals and the completion of the technical checks.

These data/results cannot be reproduced, stored and/or transmitted in whole or in part by any manner of electronic, mechanical, photocopying, recording, broadcasting or otherwise now known or herein after developed without the previous express consent by the copyright owner, except for reproduction in daily press and regular printed publications on sale to the public within 60 days of the event related to those data/results and always provided that copyright symbol appears together as follows below.

© DORNA WSBK ORGANIZATION Srl 2016



Spanish Round, 14-15-16 October 2016 World Superbike - Results Race 2

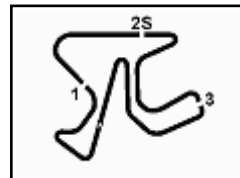
RACE HIGHLIGHTS

12.57.47		Warm-up Lap Start
13.00.35		Start
13.01.45	56 Sebestyén	Crashed - Turn 8
13.01.53		No Jump Start
13.02.04	56 Sebestyén	Out
13.05.05	2 Camier	Crashed - Turn 8
13.05.29	2 Camier	Out
13.05.53	15 De Angelis	Crashed - Turn 1
13.06.18	15 De Angelis	Re-joined
13.07.54	15 De Angelis	Entered Pits
13.09.13	15 De Angelis	Retired
13.14.32	11 Al Sulaiti	Crashed - Turn 13
13.14.42	11 Al Sulaiti	Re-joined
13.15.22	12 Forés	Technical Problem - Turn 6
13.16.11	12 Forés	Out
13.16.25	11 Al Sulaiti	Entered Pits
13.17.20	11 Al Sulaiti	Retired
13.25.30	21 Reiterberger	On the Gravel - Re-Joined - Turn 5
13.36.26		End Of Session

Start End The results are provisional until the end of the time limit for protests and appeals
16/10/2016 13:00 13:36 and the completion of the technical checks.

These data/results cannot be reproduced, stored and/or transmitted in whole or in part by any manner of electronic, mechanical, photocopying, recording, broadcasting or otherwise now known or herein after developed without the previous express consent by the copyright owner, except for reproduction in daily press and regular printed publications on sale to the public within 60 days of the event related to those data/results and always provided that copyright symbol appears together as follows below.

© DORNA WSBK ORGANIZATION Srl 2016



Jerez 4.423 m

1 / 3

Spanish Round, 14-15-16 October 2016

World Superbike - Lap Chart Race 2

Pos	Lap																			
	1	2	3	4	5	6	7	8	9	10	11	12	13	14	15	16	17	18	19	20
1	7	7	7	7	7	7	7	7	7	7	7	7	7	7	7	7	7	7	7	7
2	66	66	66	66	66	66	66	66	66	1	1	1	1	1	1	1	1	1	1	1
3	1	1	1	1	1	1	1	1	1	66	66	66	66	66	66	66	66	66	66	66
4	69	69	69	69	69	69	69	69	69	69	69	69	69	69	69	69	69	69	69	69
5	22	22	22	22	22	22	22	22	22	50	50	50	50	50	50	50	50	50	50	50
6	50	50	50	50	50	50	50	50	50	22	22	60	60	60	60	60	60	60	60	60
7	12	12	12	12	12	60	60	60	60	60	60	22	22	22	22	22	22	22	22	22
8	34	2	60	60	60	12	12	81	81	81	81	81	81	81	81	81	81	81	81	81
9	81	81	81	81	81	81	81	12	13	13	13	13	13	13	13	13	13	13	13	13
10	2	60	34	34	13	13	13	13	21	21	21	21	40	40	40	40	32	32	32	32
11	60	34	21	21	21	21	21	21	40	40	40	40	21	32	32	32	40	40	40	40
12	21	21	13	13	40	40	40	40	32	32	32	32	32	21	25	25	25	25	25	25
13	40	13	40	40	34	34	32	32	25	25	25	25	25	25	34	34	34	34	34	34
14	13	40	15	32	32	32	34	25	34	34	34	34	34	34	21	21	21	21	21	21
15	15	15	32	25	25	25	25	34	4	4	4	4	4	4	4	4	4	4	4	4
16	25	32	25	4	4	4	4	4	94	94	94	94	94	94	94	94	99	99	99	99
17	32	25	4	11	11	11	11	94	99	99	99	99	99	99	99	99	94	94	94	94
18	4	4	11	94	94	94	94	9	9	9	9	9	9	9	9	9	9	82	9	9
19	94	94	94	9	99	9	9	99	82	82	82	82	82	82	82	82	82	9	82	82
20	11	11	9	99	9	99	99	82												
21	9	9	99	82	82	82	82	11												
22	99	99	82																	
23	82	82																		

Final Result		
1	7 C. DAVIES	Laps 20
2	1 J. REA	5.893
3	66 T. SYKES	6.030
4	69 N. HAYDEN	6.750
5	50 S. GUINTOLI	10.762
6	60 M. VAN DER MARK	11.310
7	22 A. LOWES	16.413
8	81 J. TORRES	19.232
9	13 A. WEST	24.095
10	32 L. SAVADORI	25.379
11	40 R. RAMOS	26.036
12	25 J. BROOKES	29.230
13	34 D. GIUGLIANO	34.879
14	21 M. REITERBERGER	49.708
15	4 G. VIZZIELLO	1'02.245
16	99 L. SCASSA	1'08.295
17	94 M. LUSSIANA	1'20.252
18	9 D. SCHMITTER	1'33.859
19	82 K. PESEK	1'33.965
RET	12 X. FORÉS	12 Laps
RET	11 S. AL SULAITI	12 Laps
RET	15 A. DE ANGELIS	17 Laps
RET	2 L. CAMIER	18 Laps
RET	56 P. SEBESTYÉN	

These data/results cannot be reproduced, stored and/or transmitted in whole or in part by any manner of electronic, mechanical, photocopying, recording, broadcasting or otherwise now known or herein after developed without the previous express consent by the copyright owner, except for reproduction in daily press and regular printed publications on sale to the public within 60 days of the event related to those data/results and always provided that copyright symbol appears together as follows below.

© DORNA WSBK ORGANIZATION Srl 2016



Spanish Round, 14-15-16 October 2016

World Superbike - Lap Chart Race 2

Jerez 4.423 m

2 / 3

Lap 1

1	7 C.Davies (GBR)	
2	66 T.Sykes (GBR)	0.281
3	1 J.Rea (GBR)	0.334
4	69 N.Hayden (USA)	0.932
5	22 A.Lowes (GBR)	1.323
6	50 S.Guintoli (FRA)	2.003
7	12 X.Forés (ESP)	2.236
8	34 D.Giugliano (ITA)	2.308
9	81 J.Torres (ESP)	2.620
10	2 L.Camier (GBR)	2.621
11	60 M.van der Mark (NED)	2.810
12	21 M.Reiterberger (GER)	3.107
13	40 R.Ramos (ESP)	3.514
14	13 A.West (AUS)	3.706
15	15 A.De Angelis (RSM)	4.035
16	25 J.Brookes (AUS)	4.509
17	32 L.Savadori (ITA)	4.639
18	4 G.Vizziello (ITA)	4.883
19	94 M.Lussiana (FRA)	5.530
20	11 S.Al Sulaiti (QAT)	5.662
21	9 D.Schmitter (SUI)	6.983
22	99 L.Scassa (ITA)	7.167
23	82 K.Pesek (CZE)	7.465

1	7 C.Davies (GBR)		8	12 X.Forés (ESP)	9.922
2	66 T.Sykes (GBR)	1.030	9	81 J.Torres (ESP)	10.115
3	1 J.Rea (GBR)	1.296	10	13 A.West (AUS)	10.002
4	69 N.Hayden (USA)	2.702	11	21 M.Reiterberger (GER)	13.300
5	22 A.Lowes (GBR)	5.005	12	40 R.Ramos (ESP)	13.738
6	50 S.Guintoli (FRA)	5.554	13	32 L.Savadori (ITA)	14.451
7	12 X.Forés (ESP)	6.016	14	34 D.Giugliano (ITA)	15.244
8	60 M.van der Mark (NED)	6.412	15	25 J.Brookes (AUS)	15.812
9	81 J.Torres (ESP)	6.829	16	4 G.Vizziello (ITA)	20.358
10	34 D.Giugliano (ITA)	8.362	17	11 S.Al Sulaiti (QAT)	24.239
11	21 M.Reiterberger (GER)	8.551	18	94 M.Lussiana (FRA)	24.549
12	13 A.West (AUS)	8.702	19	9 D.Schmitter (SUI)	32.425
13	40 R.Ramos (ESP)	8.942	20	99 L.Scassa (ITA)	32.523
14	32 L.Savadori (ITA)	9.298	21	82 K.Pesek (CZE)	32.767
15	25 J.Brookes (AUS)	11.458			
16	4 G.Vizziello (ITA)	12.065			
17	11 S.Al Sulaiti (QAT)	15.190			
18	94 M.Lussiana (FRA)	15.750			
19	9 D.Schmitter (SUI)	18.770			
20	99 L.Scassa (ITA)	18.905			
21	82 K.Pesek (CZE)	20.443			

Lap 11

1	7 C.Davies (GBR)	
2	1 J.Rea (GBR)	4.216
3	66 T.Sykes (GBR)	4.455
4	69 N.Hayden (USA)	6.418
5	50 S.Guintoli (FRA)	9.926
6	22 A.Lowes (GBR)	10.618
7	60 M.van der Mark (NED)	10.699
8	81 J.Torres (ESP)	13.519
9	13 A.West (AUS)	17.189
10	21 M.Reiterberger (GER)	18.378
11	40 R.Ramos (ESP)	18.664
12	32 L.Savadori (ITA)	18.841
13	25 J.Brookes (AUS)	20.657
14	34 D.Giugliano (ITA)	23.906
15	4 G.Vizziello (ITA)	33.078
16	94 M.Lussiana (FRA)	39.806
17	99 L.Scassa (ITA)	46.420
18	9 D.Schmitter (SUI)	49.571
19	82 K.Pesek (CZE)	49.632

Lap 8

1	7 C.Davies (GBR)	
2	66 T.Sykes (GBR)	2.472
3	1 J.Rea (GBR)	2.612
4	69 N.Hayden (USA)	5.088
5	22 A.Lowes (GBR)	8.345
6	50 S.Guintoli (FRA)	8.548
7	60 M.van der Mark (NED)	9.310
8	81 J.Torres (ESP)	11.139
9	12 X.Forés (ESP)	11.512
10	13 A.West (AUS)	14.154
11	21 M.Reiterberger (GER)	14.703
12	40 R.Ramos (ESP)	14.977
13	32 L.Savadori (ITA)	15.517
14	25 J.Brookes (AUS)	17.172
15	34 D.Giugliano (ITA)	17.250
16	4 G.Vizziello (ITA)	23.799
17	94 M.Lussiana (FRA)	27.651
18	9 D.Schmitter (SUI)	36.642
19	99 L.Scassa (ITA)	36.830
20	82 K.Pesek (CZE)	37.152
21	11 S.Al Sulaiti (QAT)	48.436

Lap 5

1	7 C.Davies (GBR)	
2	66 T.Sykes (GBR)	1.203
3	1 J.Rea (GBR)	1.344
4	69 N.Hayden (USA)	3.197
5	22 A.Lowes (GBR)	5.783
6	50 S.Guintoli (FRA)	6.267
7	12 X.Forés (ESP)	7.125
8	60 M.van der Mark (NED)	7.371
9	81 J.Torres (ESP)	8.077
10	13 A.West (AUS)	10.436
11	21 M.Reiterberger (GER)	10.676
12	40 R.Ramos (ESP)	10.832
13	34 D.Giugliano (ITA)	10.903
14	32 L.Savadori (ITA)	11.229
15	25 J.Brookes (AUS)	12.811
16	4 G.Vizziello (ITA)	14.867
17	11 S.Al Sulaiti (QAT)	18.276
18	94 M.Lussiana (FRA)	18.666
19	99 L.Scassa (ITA)	22.848
20	9 D.Schmitter (SUI)	22.932
21	82 K.Pesek (CZE)	24.414

Lap 9

1	7 C.Davies (GBR)	
2	66 T.Sykes (GBR)	2.864
3	1 J.Rea (GBR)	2.958
4	69 N.Hayden (USA)	5.322
5	22 A.Lowes (GBR)	8.894
6	50 S.Guintoli (FRA)	9.066
7	60 M.van der Mark (NED)	9.648
8	81 J.Torres (ESP)	11.841
9	13 A.West (AUS)	15.095
10	21 M.Reiterberger (GER)	15.962
11	40 R.Ramos (ESP)	16.212
12	32 L.Savadori (ITA)	16.508
13	25 J.Brookes (AUS)	18.210
14	34 D.Giugliano (ITA)	19.223
15	4 G.Vizziello (ITA)	26.782
16	94 M.Lussiana (FRA)	30.982
17	99 L.Scassa (ITA)	40.874
18	9 D.Schmitter (SUI)	41.029
19	82 K.Pesek (CZE)	41.532

Lap 6

1	7 C.Davies (GBR)	
2	66 T.Sykes (GBR)	1.641
3	1 J.Rea (GBR)	1.778
4	69 N.Hayden (USA)	3.877
5	22 A.Lowes (GBR)	6.477
6	50 S.Guintoli (FRA)	7.016
7	60 M.van der Mark (NED)	8.095
8	12 X.Forés (ESP)	8.542
9	81 J.Torres (ESP)	8.852
10	13 A.West (AUS)	11.681
11	21 M.Reiterberger (GER)	11.990
12	40 R.Ramos (ESP)	12.241
13	34 D.Giugliano (ITA)	12.720
14	32 L.Savadori (ITA)	12.981
15	25 J.Brookes (AUS)	14.263
16	4 G.Vizziello (ITA)	17.317
17	11 S.Al Sulaiti (QAT)	21.290
18	94 M.Lussiana (FRA)	21.548
19	9 D.Schmitter (SUI)	27.429
20	99 L.Scassa (ITA)	27.551
21	82 K.Pesek (CZE)	28.380

Lap 10

1	7 C.Davies (GBR)	
2	1 J.Rea (GBR)	3.592
3	66 T.Sykes (GBR)	3.778
4	69 N.Hayden (USA)	5.846
5	50 S.Guintoli (FRA)	9.595
6	22 A.Lowes (GBR)	9.915
7	60 M.van der Mark (NED)	10.138
8	81 J.Torres (ESP)	12.613
9	13 A.West (AUS)	16.099
10	21 M.Reiterberger (GER)	17.131
11	40 R.Ramos (ESP)	17.416
12	32 L.Savadori (ITA)	17.624
13	25 J.Brookes (AUS)	19.471
14	34 D.Giugliano (ITA)	21.969
15	4 G.Vizziello (ITA)	29.958
16	94 M.Lussiana (FRA)	35.241

Lap 12

1	7 C.Davies (GBR)	
2	1 J.Rea (GBR)	5.128
3	66 T.Sykes (GBR)	5.394
4	69 N.Hayden (USA)	6.997
5	50 S.Guintoli (FRA)	10.371
6	60 M.van der Mark (NED)	11.417
7	22 A.Lowes (GBR)	12.189
8	81 J.Torres (ESP)	14.234
9	13 A.West (AUS)	18.415
10	21 M.Reiterberger (GER)	19.897
11	40 R.Ramos (ESP)	20.186
12	32 L.Savadori (ITA)	20.434
13	25 J.Brookes (AUS)	21.726
14	34 D.Giugliano (ITA)	25.970
15	4 G.Vizziello (ITA)	36.138
16	94 M.Lussiana (FRA)	44.418
17	99 L.Scassa (ITA)	49.050
18	9 D.Schmitter (SUI)	54.385
19	82 K.Pesek (CZE)	54.502

Lap 2

1	7 C.Davies (GBR)	
2	66 T.Sykes (GBR)	0.518
3	1 J.Rea (GBR)	0.751
4	69 N.Hayden (USA)	1.668
5	22 A.Lowes (GBR)	2.612
6	50 S.Guintoli (FRA)	3.340
7	12 X.Forés (ESP)	3.662
8	2 L.Camier (GBR)	4.101
9	81 J.Torres (ESP)	4.450
10	60 M.van der Mark (NED)	4.675
11	34 D.Giugliano (ITA)	4.807
12	21 M.Reiterberger (GER)	4.891
13	13 A.West (AUS)	5.408
14	40 R.Ramos (ESP)	5.687
15	15 A.De Angelis (RSM)	6.306
16	32 L.Savadori (ITA)	6.729
17	25 J.Brookes (AUS)	7.225
18	4 G.Vizziello (ITA)	7.531
19	94 M.Lussiana (FRA)	9.014
20	11 S.Al Sulaiti (QAT)	9.107
21	9 D.Schmitter (SUI)	10.765
22	99 L.Scassa (ITA)	11.132
23	82 K.Pesek (CZE)	11.550

Lap 3

1	7 C.Davies (GBR)	
2	66 T.Sykes (GBR)	0.782
3	1 J.Rea (GBR)	0.970
4	69 N.Hayden (USA)	2.239
5	22 A.Lowes (GBR)	4.135
6	50 S.Guintoli (FRA)	4.474
7	12 X.Forés (ESP)	4.857
8	60 M.van der Mark (NED)	5.641
9	81 J.Torres (ESP)	5.930
10	34 D.Giugliano (ITA)	6.897
11	21 M.Reiterberger (GER)	7.095
12	13 A.West (AUS)	7.197
13	40 R.Ramos (ESP)	7.600
14	15 A.De Angelis (RSM)	7.952
15	32 L.Savadori (ITA)	8.326
16	25 J.Brookes (AUS)	9.399
17	4 G.Vizziello (ITA)	9.927
18	11 S.Al Sulaiti (QAT)	12.156
19	94 M.Lussiana (FRA)	12.648
20	9 D.Schmitter (SUI)	14.549
21	99 L.Scassa (ITA)	14.783
22	82 K.Pesek (CZE)	15.434

Lap 13

1	7 C.Davies (GBR)	
2	1 J.Rea (GBR)	5.863
3	66 T.Sykes (GBR)	6.046
4	69 N.Hayden (USA)	7.565
5	50 S.Guintoli (FRA)	10.667
6	60 M.van der Mark (NED)	12.038
7	22 A.Lowes (GBR)	13.055
8	81 J.Torres (ESP)	15.145
9	13 A.West (AUS)	19.335
10	40 R.Ramos (ESP)	21.238
11	21 M.Reiterberger (GER)	21.368
12	32 L.Savadori (ITA)	21.747
13	25 J.Brookes (AUS)	22.807
14	34 D.Giugliano (ITA)	27.569
15	4 G.Vizziello (ITA)	39.065
16	94 M.Lussiana (FRA)	47.902
17	99 L.Scassa (ITA)	51.540
18	9 D.Schmitter (SUI)	1'00.122
19	82 K.Pesek (CZE)	1'00.159

Lap 14

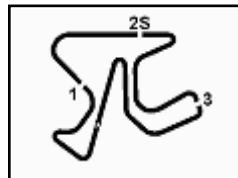
1	7 C.Davies (GBR)	
2	1 J.Rea (GBR)	6.338
3	66 T.Sykes (GBR)	6.674
4	69 N.Hayden (USA)	8.035
5	50 S.Guintoli (FRA)	10.686
6	60 M.van der Mark (NED)	12.614
7	22 A.Lowes (GBR)	13.939

Lap 4

1	7 C.Davies (GBR)	
---	------------------	--

These data/results cannot be reproduced, stored and/or transmitted in whole or in part by any manner of electronic, mechanical, photocopying, recording, broadcasting or otherwise now known or herein after developed without the previous express consent by the copyright owner, except for reproduction in daily press and regular printed publications on sale to the public within 60 days of the event related to those data/results and always provided that copyright symbol appears together as follows below.

© DORNA WSBK ORGANIZATION Srl 2016



Jerez 4.423 m

3 / 3

Spanish Round, 14-15-16 October 2016

World Superbike - Lap Chart Race 2

8	81 J.Torres (ESP)	15.863
9	13 A.West (AUS)	20.167
10	40 R.Ramos (ESP)	21.992
11	32 L.Savadori (ITA)	22.607
12	21 M.Reiterberger (GER)	22.885
13	25 J.Brookes (AUS)	23.553
14	34 D.Giugliano (ITA)	28.942
15	4 G.Vizziello (ITA)	42.177
16	94 M.Lussiana (FRA)	51.914
17	99 L.Scassa (ITA)	53.761
18	9 D.Schmitter (SUI)	1'05.575
19	82 K.Pesek (CZE)	1'05.877

Lap 15

1	7 C.Davies (GBR)	
2	1 J.Rea (GBR)	6.762
3	66 T.Sykes (GBR)	7.209
4	69 N.Hayden (USA)	8.468
5	50 S.Guintoli (FRA)	10.968
6	60 M.van der Mark (NED)	12.743
7	22 A.Lowes (GBR)	14.531
8	81 J.Torres (ESP)	16.596
9	13 A.West (AUS)	21.005
10	40 R.Ramos (ESP)	22.808
11	32 L.Savadori (ITA)	23.324
12	25 J.Brookes (AUS)	24.690
13	34 D.Giugliano (ITA)	30.332
14	21 M.Reiterberger (GER)	41.933
15	4 G.Vizziello (ITA)	45.501
16	94 M.Lussiana (FRA)	55.609
17	99 L.Scassa (ITA)	56.205
18	9 D.Schmitter (SUI)	1'10.965
19	82 K.Pesek (CZE)	1'11.036

Lap 16

1	7 C.Davies (GBR)	
2	1 J.Rea (GBR)	7.276
3	66 T.Sykes (GBR)	7.437
4	69 N.Hayden (USA)	8.388
5	50 S.Guintoli (FRA)	11.137
6	60 M.van der Mark (NED)	12.853
7	22 A.Lowes (GBR)	14.918
8	81 J.Torres (ESP)	17.179
9	13 A.West (AUS)	21.612
10	40 R.Ramos (ESP)	23.761
11	32 L.Savadori (ITA)	24.047
12	25 J.Brookes (AUS)	25.736
13	34 D.Giugliano (ITA)	31.419
14	21 M.Reiterberger (GER)	43.925
15	4 G.Vizziello (ITA)	48.959
16	94 M.Lussiana (FRA)	59.275
17	99 L.Scassa (ITA)	59.343
18	9 D.Schmitter (SUI)	1'15.307
19	82 K.Pesek (CZE)	1'15.642

Lap 17

1	7 C.Davies (GBR)	
2	1 J.Rea (GBR)	7.242
3	66 T.Sykes (GBR)	7.678
4	69 N.Hayden (USA)	8.226
5	50 S.Guintoli (FRA)	10.904
6	60 M.van der Mark (NED)	12.969
7	22 A.Lowes (GBR)	15.302
8	81 J.Torres (ESP)	17.793
9	13 A.West (AUS)	22.361
10	32 L.Savadori (ITA)	24.728
11	40 R.Ramos (ESP)	24.816
12	25 J.Brookes (AUS)	26.829
13	34 D.Giugliano (ITA)	32.444
14	21 M.Reiterberger (GER)	45.264
15	4 G.Vizziello (ITA)	52.054
16	99 L.Scassa (ITA)	1'01.885
17	94 M.Lussiana (FRA)	1'02.294
18	9 D.Schmitter (SUI)	1'19.840
19	82 K.Pesek (CZE)	1'19.919

Lap 18

1	7 C.Davies (GBR)	
2	1 J.Rea (GBR)	7.622
3	66 T.Sykes (GBR)	8.079
4	69 N.Hayden (USA)	8.538
5	50 S.Guintoli (FRA)	11.529
6	60 M.van der Mark (NED)	13.254
7	22 A.Lowes (GBR)	16.198
8	81 J.Torres (ESP)	18.841
9	13 A.West (AUS)	23.688
10	32 L.Savadori (ITA)	25.703
11	40 R.Ramos (ESP)	26.133
12	25 J.Brookes (AUS)	28.257
13	34 D.Giugliano (ITA)	34.053
14	21 M.Reiterberger (GER)	47.581
15	4 G.Vizziello (ITA)	55.755
16	99 L.Scassa (ITA)	1'04.782
17	94 M.Lussiana (FRA)	1'05.074
18	82 K.Pesek (CZE)	1'25.177
19	9 D.Schmitter (SUI)	1'25.195

Lap 19

1	7 C.Davies (GBR)	
2	1 J.Rea (GBR)	7.445
3	66 T.Sykes (GBR)	8.017
4	69 N.Hayden (USA)	8.472
5	50 S.Guintoli (FRA)	11.525
6	60 M.van der Mark (NED)	13.158
7	22 A.Lowes (GBR)	16.959
8	81 J.Torres (ESP)	19.588
9	13 A.West (AUS)	24.560
10	32 L.Savadori (ITA)	26.500
11	40 R.Ramos (ESP)	26.997
12	25 J.Brookes (AUS)	29.602
13	34 D.Giugliano (ITA)	35.406
14	21 M.Reiterberger (GER)	49.457
15	4 G.Vizziello (ITA)	59.322
16	99 L.Scassa (ITA)	1'07.354
17	94 M.Lussiana (FRA)	1'09.767
18	9 D.Schmitter (SUI)	1'30.616
19	82 K.Pesek (CZE)	1'30.678

Lap 20

1	7 C.Davies (GBR)	
2	1 J.Rea (GBR)	5.893
3	66 T.Sykes (GBR)	6.030
4	69 N.Hayden (USA)	6.750
5	50 S.Guintoli (FRA)	10.762
6	60 M.van der Mark (NED)	11.310
7	22 A.Lowes (GBR)	16.413
8	81 J.Torres (ESP)	19.232
9	13 A.West (AUS)	24.095
10	32 L.Savadori (ITA)	25.379
11	40 R.Ramos (ESP)	26.036
12	25 J.Brookes (AUS)	29.230
13	34 D.Giugliano (ITA)	34.879
14	21 M.Reiterberger (GER)	49.708
15	4 G.Vizziello (ITA)	1'02.245
16	99 L.Scassa (ITA)	1'08.295
17	94 M.Lussiana (FRA)	1'20.252
18	9 D.Schmitter (SUI)	1'33.859
19	82 K.Pesek (CZE)	1'33.965

These data/results cannot be reproduced, stored and/or transmitted in whole or in part by any manner of electronic, mechanical, photocopying, recording, broadcasting or otherwise now known or herein after developed without the previous express consent by the copyright owner, except for reproduction in daily press and regular printed publications on sale to the public within 60 days of the event related to those data/results and always provided that copyright symbol appears together as follows below.

© DORNA WSBK ORGANIZATION Srl 2016

Spanish Round, 14-15-16 October 2016

World Superbike - Best Sector & Speed Race 2

Jerez 4.423 m

Results

Pos	Rider	Team	Laps
1	7 C. DAVIES	Ducati Panigale R	20
2	1 J. REA	Kawasaki ZX-10R	5.893
3	66 T. SYKES	Kawasaki ZX-10R	6.030
4	69 N. HAYDEN	Honda CBR1000RR SP	6.750
5	50 S. GUINTOLI	Yamaha YZF R1	10.762
6	60 M. VAN DER MARK	Honda CBR1000RR SP	11.310
7	22 A. LOWES	Yamaha YZF R1	16.413
8	81 J. TORRES	BMW S1000 RR	19.232
9	13 A. WEST	Kawasaki ZX-10R	24.095
10	32 L. SAVADORI	Aprilia RSV4 RF	25.379
11	40 R. RAMOS	Kawasaki ZX-10R	26.036
12	25 J. BROOKES	BMW S1000 RR	29.230
13	34 D. GIUGLIANO	Ducati Panigale R	34.879
14	21 M. REITERBERGER	BMW S1000 RR	49.708
15	4 G. VIZZIELLO	Kawasaki ZX-10R	1'02.245
16	99 L. SCASSA	Ducati Panigale R	1'08.295
17	94 M. LUSSIANA	BMW S1000 RR	1'20.252
18	9 D. SCHMITTER	Kawasaki ZX-10R	1'33.859
19	82 K. PESEK	Yamaha YZF R1	1'33.965
RET	12 X. FORÉS	Ducati Panigale R	12 Laps
RET	11 S. AL SULAITI	Kawasaki ZX-10R	12 Laps
RET	15 A. DE ANGELIS	Aprilia RSV4 RF	17 Laps
RET	2 L. CAMIER	MV Augusta 1000 F4	18 Laps
RET	56 P. SEBESTYÉN	Yamaha YZF R1	

Best Sector & Speed

Pos	Rider	Team	Time
1	1 J. REA	Kawasaki ZX-10R	279.1
2	81 J. TORRES	BMW S1000 RR	275.5
3	60 M. VAN DER MARK	Honda CBR1000RR SP	275.5
4	32 L. SAVADORI	Aprilia RSV4 RF	274.8
5	15 A. DE ANGELIS	Aprilia RSV4 RF	273.4
6	13 A. WEST	Kawasaki ZX-10R	273.4
7	40 R. RAMOS	Kawasaki ZX-10R	273.4
8	25 J. BROOKES	BMW S1000 RR	273.4
9	66 T. SYKES	Kawasaki ZX-10R	273.4
10	50 S. GUINTOLI	Yamaha YZF R1	272.7
11	69 N. HAYDEN	Honda CBR1000RR SP	272.0
12	21 M. REITERBERGER	BMW S1000 RR	272.0
13	22 A. LOWES	Yamaha YZF R1	271.4
14	7 C. DAVIES	Ducati Panigale R	271.4
15	12 X. FORÉS	Ducati Panigale R	270.7
16	11 S. AL SULAITI	Kawasaki ZX-10R	270.0
17	34 D. GIUGLIANO	Ducati Panigale R	269.3
18	2 L. CAMIER	MV Augusta 1000 F4	269.3
19	82 K. PESEK	Yamaha YZF R1	268.7
20	4 G. VIZZIELLO	Kawasaki ZX-10R	266.7
21	99 L. SCASSA	Ducati Panigale R	265.4
22	9 D. SCHMITTER	Kawasaki ZX-10R	265.4
23	94 M. LUSSIANA	BMW S1000 RR	265.4
24	56 P. SEBESTYÉN	Yamaha YZF R1	262.8

Seg. 1

1	7 C. DAVIES	25.324
2	69 N. HAYDEN	25.478
3	66 T. SYKES	25.508
4	1 J. REA	25.524
5	50 S. GUINTOLI	25.611
6	22 A. LOWES	25.623
7	2 L. CAMIER	25.678
8	60 M. VAN DER MARK	25.681
9	81 J. TORRES	25.703
10	32 L. SAVADORI	25.734
11	12 X. FORÉS	25.745
12	34 D. GIUGLIANO	25.779
13	13 A. WEST	25.796
14	21 M. REITERBERGE	25.807
15	25 J. BROOKES	25.813
16	40 R. RAMOS	25.892
17	15 A. DE ANGELIS	25.954
18	4 G. VIZZIELLO	25.982
19	94 M. LUSSIANA	26.114
20	11 S. AL SULAITI	26.214
21	99 L. SCASSA	26.229
22	9 D. SCHMITTER	26.258
23	82 K. PESEK	26.345
24	56 P. SEBESTYÉN	33.547

Seg. 2

1	1 J. REA	14.791
2	66 T. SYKES	14.822
3	81 J. TORRES	14.862
4	60 M. VAN DER MARK	14.881
5	7 C. DAVIES	14.885
6	69 N. HAYDEN	14.892
7	50 S. GUINTOLI	14.901
8	12 X. FORÉS	14.918
9	13 A. WEST	14.926
10	22 A. LOWES	14.957
11	21 M. REITERBERGE	14.967
12	40 R. RAMOS	14.973
13	15 A. DE ANGELIS	14.985
14	25 J. BROOKES	15.001
15	34 D. GIUGLIANO	15.015
16	2 L. CAMIER	15.021
17	4 G. VIZZIELLO	15.076
18	32 L. SAVADORI	15.081
19	11 S. AL SULAITI	15.120
20	56 P. SEBESTYÉN	15.221
21	94 M. LUSSIANA	15.269
22	82 K. PESEK	15.271
23	9 D. SCHMITTER	15.279
24	99 L. SCASSA	15.338

Seg. 3

1	7 C. DAVIES	30.212
2	66 T. SYKES	30.231
3	1 J. REA	30.324
4	69 N. HAYDEN	30.443
5	22 A. LOWES	30.538
6	50 S. GUINTOLI	30.612
7	12 X. FORÉS	30.622
8	60 M. VAN DER MARK	30.650
9	2 L. CAMIER	30.669
10	13 A. WEST	30.677
11	32 L. SAVADORI	30.679
12	34 D. GIUGLIANO	30.720
13	81 J. TORRES	30.764
14	15 A. DE ANGELIS	30.810
15	40 R. RAMOS	30.838
16	21 M. REITERBERGE	30.847
17	25 J. BROOKES	30.868
18	4 G. VIZZIELLO	30.969
19	11 S. AL SULAITI	31.182
20	99 L. SCASSA	31.241
21	94 M. LUSSIANA	31.279
22	9 D. SCHMITTER	31.357
23	82 K. PESEK	31.683

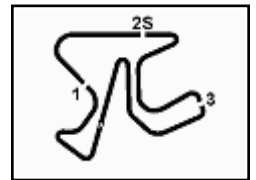
Seg. 4

1	7 C. DAVIES	31.064
2	1 J. REA	31.071
3	66 T. SYKES	31.152
4	60 M. VAN DER MARK	31.299
5	69 N. HAYDEN	31.323
6	22 A. LOWES	31.346
7	81 J. TORRES	31.377
8	2 L. CAMIER	31.401
9	50 S. GUINTOLI	31.441
10	12 X. FORÉS	31.445
11	32 L. SAVADORI	31.474
12	13 A. WEST	31.488
13	21 M. REITERBERGE	31.505
14	15 A. DE ANGELIS	31.524
15	40 R. RAMOS	31.587
16	25 J. BROOKES	31.609
17	34 D. GIUGLIANO	31.658
18	4 G. VIZZIELLO	31.749
19	11 S. AL SULAITI	31.852
20	94 M. LUSSIANA	31.967
21	82 K. PESEK	32.163
22	99 L. SCASSA	32.226
23	9 D. SCHMITTER	32.380

16/10/2016

These data/results cannot be reproduced, stored and/or transmitted in whole or in part by any manner of electronic, mechanical, photocopying, recording, broadcasting or otherwise now known or herein after developed without the previous express consent by the copyright owner, except for reproduction in daily press and regular printed publications on sale to the public within 60 days of the event related to those data/results and always provided that copyright symbol appears together as follows below.

© DORNA WSBK ORGANIZATION Srl 2016



Spanish Round, 14-15-16 October 2016 World Superbike - Chronological Analysis Race 2

Jerez 4.423 m

Start at 13:00'17.937

1 / 4

7 C. DAVIES (1'41.492)							
Lap	Seq. 1	Seq. 2	Seq. 3	Seq. 4	Lap Time	km/h	Local Time
1	30.533	14.885	30.424	31.151	1'46.993	271.4	13:02'04.930
2	25.324	14.892	30.212	31.064	1'41.492	269.3	13:03'46.422
3	25.352	14.969	30.266	31.180	1'41.767	270.0	13:05'28.189
4	25.509	14.992	30.326	31.236	1'42.063	269.3	13:07'10.252
5	25.601	15.010	30.346	31.275	1'42.232	269.3	13:08'52.484
6	25.554	15.007	30.419	31.244	1'42.224	270.0	13:10'34.708
7	25.662	15.037	30.391	31.133	1'42.223	269.3	13:12'16.931
8	25.716	15.038	30.534	31.225	1'42.513	269.3	13:13'59.444
9	25.740	15.016	30.560	31.328	1'42.644	270.7	13:15'42.088
10	25.722	15.043	30.586	31.266	1'42.617	268.0	13:17'24.705
11	25.735	15.028	30.608	31.289	1'42.660	269.3	13:19'07.365
12	25.620	14.991	30.648	31.385	1'42.644	270.0	13:20'50.009
13	25.848	15.076	30.670	31.223	1'42.817	270.0	13:22'32.826
14	25.757	15.114	30.754	31.373	1'42.998	270.0	13:24'15.824
15	25.839	15.193	30.812	31.351	1'43.195	270.7	13:25'59.019
16	25.960	15.152	30.751	31.443	1'43.306	268.0	13:27'42.325
17	26.088	15.180	30.779	31.490	1'43.537	270.0	13:29'25.862
18	25.820	15.124	30.706	31.453	1'43.103	269.3	13:31'08.965
19	25.910	15.188	30.929	31.562	1'43.589	268.0	13:32'52.554
20	25.982	15.235	31.023	33.169	1'45.409	269.3	13:34'37.963

1 J. REA (1'41.909)							
Lap	Seq. 1	Seq. 2	Seq. 3	Seq. 4	Lap Time	km/h	Local Time
1	30.583	14.922	30.690	31.132	1'47.327	276.2	13:02'05.264
2	25.585	14.929	30.324	31.071	1'41.909	273.4	13:03'47.173
3	25.524	14.879	30.336	31.247	1'41.986	274.8	13:05'29.159
4	25.633	14.791	30.562	31.403	1'42.389	279.1	13:07'11.548
5	25.561	14.813	30.490	31.416	1'42.280	274.8	13:08'53.828
6	25.652	14.841	30.675	31.490	1'42.658	274.1	13:10'36.486
7	25.682	14.955	30.720	31.361	1'42.718	275.5	13:12'19.204
8	25.809	14.881	30.617	31.545	1'42.852	272.0	13:14'02.056
9	25.784	14.903	30.785	31.518	1'42.990	276.9	13:15'45.046
10	25.755	15.205	30.693	31.598	1'43.251	268.7	13:17'28.297
11	25.807	15.013	30.859	31.605	1'43.284	268.7	13:19'11.581
12	25.929	15.162	30.870	31.595	1'43.556	269.3	13:20'55.137
13	26.015	15.101	30.868	31.568	1'43.552	268.7	13:22'38.689
14	25.949	15.120	30.851	31.553	1'43.473	269.3	13:24'22.162
15	25.996	15.143	30.880	31.600	1'43.619	268.7	13:26'05.781
16	26.137	15.041	30.894	31.748	1'43.820	269.3	13:27'49.601
17	25.973	15.125	30.859	31.546	1'43.503	268.7	13:29'33.104
18	25.903	15.162	30.850	31.568	1'43.483	268.7	13:31'16.587
19	25.924	15.135	30.794	31.559	1'43.412	268.7	13:32'59.999
20	26.250	15.071	30.899	31.637	1'43.857	266.7	13:34'43.856

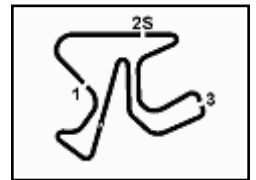
66 T. SYKES (1'41.729)							
Lap	Seq. 1	Seq. 2	Seq. 3	Seq. 4	Lap Time	km/h	Local Time
1	30.484	14.907	30.669	31.214	1'47.274	268.0	13:02'05.211
2	25.508	14.838	30.231	31.152	1'41.729	270.7	13:03'46.940
3	25.523	14.822	30.434	31.252	1'42.031	271.4	13:05'28.971
4	25.676	14.887	30.415	31.333	1'42.311	270.7	13:07'11.282
5	25.584	14.912	30.458	31.451	1'42.405	270.0	13:08'53.687
6	25.621	14.912	30.646	31.483	1'42.662	269.3	13:10'36.349
7	25.754	14.965	30.527	31.485	1'42.731	270.7	13:12'19.080
8	25.722	15.028	30.541	31.545	1'42.836	270.7	13:14'01.916
9	25.780	15.008	30.659	31.589	1'43.036	270.7	13:15'44.952
10	25.803	15.378	30.781	31.569	1'43.531	268.7	13:17'28.483
11	25.760	15.025	30.912	31.640	1'43.337	271.4	13:19'11.820
12	25.798	15.081	31.040	31.664	1'43.583	273.4	13:20'55.403
13	25.861	15.045	31.038	31.525	1'43.469	273.4	13:22'38.872
14	26.072	15.030	30.926	31.598	1'43.626	269.3	13:24'22.498
15	25.939	15.116	31.030	31.645	1'43.730	268.7	13:26'06.228
16	25.897	15.027	30.898	31.712	1'43.534	270.7	13:27'49.762
17	25.909	15.067	31.059	31.743	1'43.778	270.7	13:29'33.540
18	25.980	15.141	30.762	31.621	1'43.504	269.3	13:31'17.044
19	25.930	15.074	30.799	31.724	1'43.527	269.3	13:33'00.571
20	25.994	15.065	30.811	31.552	1'43.422	268.7	13:34'43.993

69 N. HAYDEN (1'42.228)							
Lap	Seq. 1	Seq. 2	Seq. 3	Seq. 4	Lap Time	km/h	Local Time
1	31.023	14.892	30.620	31.390	1'47.925	271.4	13:02'05.862
2	25.567	14.895	30.443	31.323	1'42.228	269.3	13:03'48.090

3	25.478	14.931	30.525	31.404	1'42.338	270.0	13:05'30.428
4	25.615	14.933	30.566	31.412	1'42.526	270.0	13:07'12.954
5	25.730	14.988	30.525	31.484	1'42.727	268.7	13:08'55.681
6	25.697	14.920	30.677	31.610	1'42.904	269.3	13:10'38.585
7	25.688	15.035	30.637	31.513	1'42.873	268.0	13:12'21.458
8	25.711	15.050	30.789	31.524	1'43.074	268.7	13:14'04.532
9	25.791	14.965	30.563	31.559	1'42.878	270.7	13:15'47.410
10	25.807	15.095	30.697	31.542	1'43.141	268.7	13:17'30.551
11	25.924	15.031	30.685	31.592	1'43.232	268.7	13:19'13.783
12	25.884	15.090	30.655	31.594	1'43.223	268.7	13:20'57.006
13	25.924	15.065	30.756	31.640	1'43.385	270.0	13:22'40.391
14	26.068	15.050	30.765	31.585	1'43.468	270.7	13:24'23.859
15	25.910	15.099	30.872	31.747	1'43.628	272.0	13:26'07.487
16	25.912	15.045	30.744	31.525	1'43.226	270.0	13:27'50.713
17	25.891	15.007	30.853	31.624	1'43.375	271.4	13:29'34.088
18	25.947	15.077	30.767	31.624	1'43.415	272.0	13:31'17.503
19	25.979	15.049	30.757	31.738	1'43.523	270.0	13:33'01.026
20	25.951	15.080	30.904	31.752	1'43.687	268.0	13:34'44.713

50 S. GUINTOLI (1'42.829)							
Lap	Seq. 1	Seq. 2	Seq. 3	Seq. 4	Lap Time	km/h	Local Time
1	31.533	15.013	30.891	31.559	1'48.996	271.4	13:02'06.933
2	25.611	14.960	30.735	31.523	1'42.829	269.3	13:03'49.762
3	25.616	14.937	30.656	31.692	1'42.901	270.0	13:05'32.663
4	25.779	14.998	30.773	31.593	1'43.143	269.3	13:07'15.806
5	25.804	14.962	30.612	31.567	1'42.945	268.0	13:08'58.751
6	25.801	14.926	30.731	31.515	1'42.973	269.3	13:10'41.724
7	25.814	14.948	30.729	31.576	1'43.067	271.4	13:12'24.791
8	25.967	14.958	30.739	31.537	1'43.201	270.7	13:14'07.992
9	25.828	14.901	30.799	31.634	1'43.162	272.7	13:15'51.154
10	25.824	15.027	30.689	31.606	1'43.146	268.7	13:17'34.300
11	25.828	14.962	30.760	31.441	1'42.991	268.7	13:19'17.291
12	25.790	15.018	30.701	31.580	1'43.089	267.3	13:21'00.380
13	26.010	14.980	30.672	31.451	1'43.113	268.0	13:22'43.493
14	25.818	14.991	30.707	31.501	1'43.017	268.0	13:24'26.510
15	25.960	15.036	30.836	31.645	1'43.477	268.0	13:26'09.987
16	26.022	15.012	30.774	31.667	1'43.475	268.0	13:27'53.462
17	25.965	15.020	30.799	31.520	1'43.304	268.0	13:29'36.766
18	25.932	15.145	30.942	31.709	1'43.728	266.0	13:31'20.494
19	25.916	15.058	30.793	31.818	1'43.585	266.7	13:33'04.079
20	26.130	15.217	31.200	32.099	1'44.646	266.0	13:34'48.725

60 M. VAN DER MARK (1'42.733)							
Lap	Seq. 1	Seq. 2	Seq. 3	Seq. 4	Lap Time	km/h	Local Time
1	32.221	14.976	31.088	31.518	1'49.803	273.4	13:02'07.740
2	26.047	14.881	30.944	31.485	1'43.357	275.5	13:03'51.097
3	25.681	14.954	30.651	31.447	1'42.733	271.4	13:05'33.830
4	25.781	15.025	30.688	31.340	1'42.834	270.0	13:07'16.664
5	25.815	15.013	31.021	31.342	1'43.191	272.7	13:08'59.855
6	25.844	14.933	30.792	31.379	1'42.948	272.0	13:10'42.803
7	25.844	15.013	30.650	31.526	1'43.033	268.7	13:12'25.836
8	25.743	15.030	30.730	31.415	1'42.918	269.3	13:14'08.754
9	25.790	14.993	30.741	31.458	1'42.982	270.0	13:15'51.736
10	25.875	15.026	30.808	31.398	1'43.107	268.7	13:17'34.843
11	25.929	15.116	30.877	31.299	1'43.221	270.0	13:19'18.064
12	25.944	15.082	30.745	31.591	1'43.362	269.3	13:21'01.426
13	25.967	15.080	30.855	31.536	1'43.438	266.0	13:22'44.864
14	25.978	15.					



Spanish Round, 14-15-16 October 2016 World Superbike - Chronological Analysis Race 2

Jerez 4.423 m

Start at 13:00'17.937

2 / 4

8	25.843	15.085	30.611	31.633	1'43.172	267.3	13:14'07.789
9	25.794	15.066	30.652	31.681	1'43.193	268.0	13:15'50.982
10	25.868	15.118	30.984	31.668	1'43.638	268.0	13:17'34.620
11	25.922	14.996	30.775	31.670	1'43.363	270.7	13:19'17.983
12	26.279	15.107	30.905	31.924	1'44.215	271.4	13:21'02.198
13	25.952	15.165	30.891	31.675	1'43.683	270.7	13:22'45.881
14	25.933	15.088	31.036	31.825	1'43.882	268.7	13:24'29.763
15	25.972	15.069	30.819	31.927	1'43.787	268.0	13:26'13.550
16	26.032	15.083	30.761	31.817	1'43.693	266.0	13:27'57.243
17	26.065	15.221	30.856	31.779	1'43.921	264.1	13:29'41.164
18	25.913	15.202	30.983	31.901	1'43.999	266.0	13:31'25.163
19	25.991	15.173	31.106	32.080	1'44.350	265.4	13:33'09.513
20	26.187	15.268	31.162	32.246	1'44.863	264.1	13:34'54.376

13	26.234	15.174	31.008	31.714	1'44.130	270.0	13:22'54.573
14	25.926	15.197	31.052	31.683	1'43.858	270.0	13:24'38.431
15	25.985	15.224	30.990	31.713	1'43.912	271.4	13:26'22.343
16	25.938	15.198	31.074	31.819	1'44.029	272.7	13:28'06.372
17	25.923	15.210	31.157	31.928	1'44.218	270.7	13:29'50.590
18	25.972	15.312	30.960	31.834	1'44.078	268.0	13:31'34.668
19	26.071	15.386	31.048	31.881	1'44.386	267.3	13:33'19.054
20	25.944	15.340	31.077	31.927	1'44.288	265.4	13:35'03.342

81 J. TORRES (1'42.962)							
Lap	Seq. 1	Seq. 2	Seq. 3	Seq. 4	Lap Time	km/h	Local Time
1	31.977	14.931	31.214	31.491	1'49.613	273.4	13:02'07.550
2	26.099	14.862	30.893	31.468	1'43.322	275.5	13:03'50.872
3	25.703	14.955	31.101	31.488	1'43.247	271.4	13:05'34.119
4	25.751	14.971	30.764	31.476	1'42.962	272.7	13:07'17.081
5	26.066	15.061	30.976	31.377	1'43.480	270.7	13:09'00.561
6	25.733	14.989	30.849	31.428	1'42.999	269.3	13:10'43.560
7	25.866	15.139	31.013	31.468	1'43.486	267.3	13:12'27.046
8	25.971	15.014	31.047	31.505	1'43.537	274.1	13:14'10.583
9	25.776	15.166	30.887	31.517	1'43.346	269.3	13:15'53.929
10	25.894	15.134	30.904	31.457	1'43.389	268.7	13:17'37.318
11	25.934	15.117	31.058	31.457	1'43.566	269.3	13:19'20.884
12	25.756	15.151	30.834	31.618	1'43.359	269.3	13:21'04.243
13	25.941	15.128	30.982	31.677	1'43.728	270.0	13:22'47.971
14	25.936	15.214	31.028	31.538	1'43.716	266.0	13:24'31.687
15	25.982	15.239	30.920	31.787	1'43.928	269.3	13:26'15.615
16	25.968	15.184	31.046	31.691	1'43.889	268.7	13:27'59.504
17	26.038	15.197	31.200	31.716	1'44.151	269.3	13:29'43.655
18	25.935	15.224	31.264	31.728	1'44.151	267.3	13:31'27.806
19	26.116	15.318	31.130	31.772	1'44.336	262.8	13:33'12.142
20	26.137	15.374	31.402	32.140	1'45.053	262.1	13:34'57.195

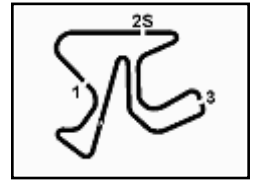
40 R. RAMOS (1'43.405)							
Lap	Seq. 1	Seq. 2	Seq. 3	Seq. 4	Lap Time	km/h	Local Time
1	32.474	15.183	31.263	31.587	1'50.507	272.7	13:02'08.444
2	25.914	14.973	30.868	31.910	1'43.665	271.4	13:03'52.109
3	25.939	15.065	31.016	31.660	1'43.680	272.0	13:05'35.789
4	25.892	15.071	30.838	31.604	1'43.405	270.0	13:07'19.194
5	26.041	15.083	31.305	31.693	1'44.122	273.4	13:09'03.316
6	25.981	14.998	31.055	31.599	1'43.633	272.7	13:10'46.949
7	25.979	15.122	30.990	31.629	1'43.720	272.0	13:12'30.669
8	25.972	15.113	30.964	31.703	1'43.752	269.3	13:14'14.421
9	26.080	15.108	31.098	31.593	1'43.879	267.3	13:15'58.300
10	25.953	15.061	31.052	31.755	1'43.821	270.7	13:17'42.121
11	25.986	15.039	31.116	31.767	1'43.908	272.0	13:19'26.029
12	26.041	15.085	31.145	31.895	1'44.166	269.3	13:21'10.195
13	26.017	15.085	31.055	31.712	1'43.869	271.4	13:22'54.064
14	26.038	15.185	30.889	31.640	1'43.752	268.7	13:24'37.816
15	26.007	15.195	31.006	31.803	1'44.011	268.7	13:26'21.827
16	26.195	15.166	31.112	31.786	1'44.259	266.7	13:28'06.086
17	26.067	15.145	31.212	32.168	1'44.592	264.7	13:29'50.678
18	26.211	15.195	31.092	31.922	1'44.420	269.3	13:31'35.098
19	26.124	15.273	31.167	31.889	1'44.453	268.7	13:33'19.551
20	26.156	15.247	31.152	31.893	1'44.448	267.3	13:35'03.999

13 A. WEST (1'43.194)							
Lap	Seq. 1	Seq. 2	Seq. 3	Seq. 4	Lap Time	km/h	Local Time
1	32.388	15.207	31.571	31.533	1'50.699	268.0	13:02'08.636
2	26.103	14.926	30.677	31.488	1'43.194	269.3	13:03'51.830
3	25.796	14.988	30.936	31.836	1'43.556	273.4	13:05'35.386
4	25.947	15.061	30.848	31.712	1'43.568	273.4	13:07'18.954
5	25.950	15.215	30.940	31.861	1'43.966	269.3	13:09'02.920
6	25.822	15.047	30.744	31.856	1'43.469	267.3	13:10'46.389
7	25.884	15.156	30.826	31.678	1'43.544	266.0	13:12'29.933
8	25.914	15.092	30.966	31.693	1'43.665	268.7	13:14'13.598
9	25.955	15.061	30.856	31.713	1'43.585	268.0	13:15'57.183
10	25.878	15.121	30.789	31.833	1'43.621	266.7	13:17'40.804
11	25.998	15.155	30.848	31.749	1'43.750	268.0	13:19'24.554
12	25.993	15.131	30.968	31.778	1'43.870	268.7	13:21'08.424
13	25.890	15.153	30.935	31.759	1'43.737	267.3	13:22'52.161
14	26.012	15.232	30.898	31.688	1'43.830	266.0	13:24'35.991
15	26.073	15.253	30.904	31.803	1'44.033	267.3	13:26'20.024
16	26.018	15.197	30.902	31.796	1'43.913	266.0	13:28'03.937
17	26.106	15.201	31.039	31.940	1'44.286	268.0	13:29'48.223
18	26.141	15.274	31.002	32.013	1'44.430	266.0	13:31'32.653
19	26.033	15.394	31.012	32.022	1'44.461	265.4	13:33'17.114
20	26.116	15.318	31.189	32.321	1'44.944	264.1	13:35'02.058

25 J. BROOKES (1'43.585)							
Lap	Seq. 1	Seq. 2	Seq. 3	Seq. 4	Lap Time	km/h	Local Time
1	32.789	15.231	31.807	31.675	1'51.502	271.4	13:02'09.439
2	25.975	15.131	31.239	31.863	1'44.208	272.7	13:03'53.647
3	25.923	15.088	31.214	31.716	1'43.941	270.7	13:05'37.588
4	26.021	15.127	31.186	31.788	1'44.122	272.0	13:07'21.710
5	25.813	15.032	31.013	31.727	1'43.585	271.4	13:09'05.295
6	25.900	15.033	31.061	31.682	1'43.676	270.7	13:10'48.971
7	25.907	15.033	31.067	31.765	1'43.772	272.0	13:12'32.743
8	25.965	15.001	31.230	31.677	1'43.873	273.4	13:14'16.616
9	25.986	15.083	30.941	31.672	1'43.682	270.7	13:16'00.298
10	26.009	15.088	31.083	31.698	1'43.878	268.7	13:17'44.176
11	26.011	15.073	31.078	31.684	1'43.846	268.0	13:19'28.022
12	26.083	15.142	30.868	31.620	1'43.713	269.3	13:21'11.735
13	26.118	15.021	31.148	31.611	1'43.898	270.0	13:22'55.633
14	25.993	15.104	31.038	31.609	1'43.744	271.4	13:24'39.377
15	26.176	15.142	31.203	31.811	1'44.332	271.4	13:26'23.709
16	26.227	15.104	31.240	31.781	1'44.352	270.0	13:28'08.061
17	26.176	15.148	31.365	31.941	1'44.630	269.3	13:29'52.691
18	26.153	15.238	31.277	31.863	1'44.531	267.3	13:31'37.222
19	26.271	15.330	31.303	32.030	1'44.934	266.0	13:33'22.156
20	26.129	15.300	31.569	32.039	1'45.037	264.7	13:35'07.193

32 L. SAVADORI (1'43.035)							
Lap	Seq. 1	Seq. 2	Seq. 3	Seq. 4	Lap Time	km/h	Local Time
1	32.933	15.133	31.923	31.643	1'51.632	272.0	13:02'09.569
2	25.929	15.124	31.055	31.474	1'43.582	274.1	13:03'53.151
3	25.865	15.159	30.743	31.597	1'43.364	270.0	13:05'36.515
4	25.734	15.102	30.679	31.520	1'43.035	272.0	13:07'19.550
5	25.845	15.126	31.249	31.943	1'44.163	271.4	13:09'03.713
6	26.060	15.185	30.973	31.758	1'43.976	272.0	13:10'47.689
7	26.048	15.330	30.689	31.626	1'43.693	266.7	13:12'31.382
8	26.045	15.152	30.689	31.693	1'43.579	270.0	13:14'14.961
9	25.915	15.129	30.989	31.602	1'43.635	272.7	13:15'58.596
10	25.873	15.081	31.073	31.706	1'43.733	273.4	13:17'42.329
11	25.959	15.210	30.916	31.792	1'43.877	270.7	13:19'26.206
12	25.964	15.106	31.229	31.938	1'44.237	274.8	13:21'10.443

34 D. GIUGLIANO (1'43.528)							
Lap	Seq. 1	Seq. 2	Seq. 3	Seq. 4	Lap Time	km/h	Local Time
1	31.449	15.034	31.160	31.658	1'49.301	269.3	13:02'07.238
2	25.926	15.015	31.069	31.981	1'43.		



Spanish Round, 14-15-16 October 2016 World Superbike - Chronological Analysis Race 2

Jerez 4.423 m

Start at 13:00'17.937

18	26.093	15.432	31.073	32.114	1'44.712	262.1	13:31'43.018
19	26.101	15.452	31.193	32.196	1'44.942	260.9	13:33'27.960
20	26.202	15.393	31.080	32.207	1'44.882	263.4	13:35'12.842

21 M. REITERBERGER (1'43.276)

Lap	Seq. 1	Seq. 2	Seq. 3	Seq. 4	Lap Time	km/h	Local Time
1	32.255	15.184	31.123	31.538	1'50.100	270.7	13:02'08.037
2	25.905	14.976	30.890	31.505	1'43.276	270.7	13:03'51.313
3	26.149	14.967	31.013	31.842	1'43.971	272.0	13:05'35.284
4	25.807	15.049	30.847	31.816	1'43.519	268.0	13:07'18.803
5	26.050	15.222	31.239	31.846	1'44.357	264.1	13:09'03.160
6	25.918	15.052	31.015	31.553	1'43.538	267.3	13:10'46.898
7	25.840	15.127	31.020	31.546	1'43.533	267.3	13:12'30.231
8	25.906	15.150	31.232	31.628	1'43.916	266.7	13:14'14.147
9	26.083	15.235	30.982	31.603	1'43.903	266.7	13:15'58.050
10	26.034	15.109	30.959	31.684	1'43.786	267.3	13:17'41.836
11	25.981	15.106	31.074	31.746	1'43.907	266.0	13:19'25.743
12	25.862	15.061	31.394	31.846	1'44.163	268.0	13:21'09.906
13	26.121	15.224	31.296	31.647	1'44.288	263.4	13:22'54.194
14	26.593	15.091	31.167	31.664	1'44.515	268.0	13:24'38.709
15	26.364	31.273	32.577	32.029	2'02.243	228.3	13:26'40.952
16	26.385	15.436	31.331	32.146	1'45.298	262.8	13:28'26.250
17	26.234	15.277	31.308	32.057	1'44.876	260.9	13:30'11.126
18	26.252	15.451	31.542	32.175	1'45.420	259.6	13:31'56.546
19	26.479	15.499	31.415	32.072	1'45.465	259.0	13:33'42.011
20	26.375	15.397	31.560	32.328	1'45.660	260.2	13:35'27.671

4 G. VIZZIELLO (1'44.140)

Lap	Seq. 1	Seq. 2	Seq. 3	Seq. 4	Lap Time	km/h	Local Time
1	33.117	15.206	31.804	31.749	1'51.876	265.4	13:02'09.813
2	26.094	15.076	30.969	32.001	1'44.140	265.4	13:03'53.953
3	26.083	15.146	31.070	31.864	1'44.163	266.7	13:05'38.116
4	26.123	15.193	30.975	31.910	1'44.201	264.1	13:07'22.317
5	26.179	15.230	31.129	32.496	1'45.034	263.4	13:09'07.351
6	25.982	15.279	31.257	32.156	1'44.674	261.5	13:10'52.025
7	26.141	15.399	31.407	32.317	1'45.264	258.4	13:12'37.289
8	26.456	15.385	31.564	32.549	1'45.954	259.6	13:14'23.243
9	26.509	15.422	31.375	32.321	1'45.627	260.9	13:16'08.870
10	26.181	15.510	31.577	32.525	1'45.793	260.2	13:17'54.663
11	26.350	15.478	31.576	32.376	1'45.780	259.0	13:19'40.443
12	26.399	15.461	31.546	32.298	1'45.704	259.0	13:21'26.147
13	26.330	15.499	31.546	32.369	1'45.744	257.8	13:23'11.891
14	26.546	15.580	31.584	32.400	1'46.110	257.8	13:24'58.001
15	26.465	15.626	31.710	32.718	1'46.519	260.2	13:26'44.520
16	26.464	15.797	31.772	32.731	1'46.764	252.3	13:28'31.284
17	26.611	15.601	31.760	32.660	1'46.632	257.8	13:30'17.916
18	26.685	15.525	31.787	32.807	1'46.804	259.0	13:32'04.720
19	26.674	15.623	31.796	33.063	1'47.156	255.3	13:33'51.876
20	26.895	15.782	31.855	33.800	1'48.332	247.1	13:35'40.208

99 L. SCASSA (1'45.219)

Lap	Seq. 1	Seq. 2	Seq. 3	Seq. 4	Lap Time	km/h	Local Time
1	34.260	15.537	31.936	32.427	1'54.160	265.4	13:02'12.097
2	26.409	15.465	31.330	32.253	1'45.457	264.1	13:03'57.554
3	26.307	15.406	31.308	32.397	1'45.418	264.7	13:05'42.972
4	26.385	15.486	31.652	32.662	1'46.185	262.8	13:07'29.157
5	26.524	15.377	31.801	32.473	1'46.175	261.5	13:09'15.332
6	26.794	15.565	31.904	32.664	1'46.927	262.1	13:11'02.259
7	26.703	15.708	31.895	32.889	1'47.195	261.5	13:12'49.454
8	26.622	15.601	31.812	32.785	1'46.820	262.8	13:14'36.274
9	26.433	15.705	32.030	32.520	1'46.688	260.9	13:16'22.962
10	26.347	15.395	31.241	32.309	1'45.292	260.9	13:18'08.254
11	26.341	15.338	31.516	32.336	1'45.531	261.5	13:19'53.785
12	26.232	15.399	31.417	32.226	1'45.274	260.2	13:21'39.059
13	26.229	15.440	31.303	32.335	1'45.307	261.5	13:23'24.366
14	26.245	15.444	31.292	32.238	1'45.219	261.5	13:25'09.585
15	26.374	15.525	31.312	32.428	1'45.639	257.1	13:26'55.224
16	26.384	15.459	31.826	32.775	1'46.444	265.4	13:28'41.668
17	26.696	15.440	31.378	32.565	1'46.079	259.6	13:30'27.747
18	26.464	15.491	31.478	32.567	1'46.000	257.8	13:32'13.747
19	26.411	15.632	31.452	32.666	1'46.161	257.1	13:33'59.908
20	26.437	15.531	31.464	32.918	1'46.350	257.8	13:35'46.258

94 M. LUSSIANA (1'44.976)

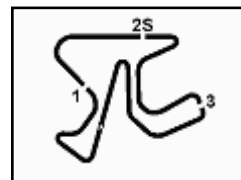
Lap	Seq. 1	Seq. 2	Seq. 3	Seq. 4	Lap Time	km/h	Local Time
1	33.716	15.287	31.553	31.967	1'52.523	264.7	13:02'10.460
2	26.114	15.306	31.279	32.277	1'44.976	265.4	13:03'55.436
3	26.383	15.361	31.611	32.046	1'45.401	244.3	13:05'40.837
4	26.189	15.308	31.349	32.319	1'45.165	264.7	13:07'26.002
5	26.353	15.279	31.326	32.190	1'45.148	265.4	13:09'11.150
6	26.337	15.269	31.337	32.163	1'45.106	265.4	13:10'56.256
7	26.341	15.283	31.435	32.165	1'45.224	265.4	13:12'41.480
8	26.364	15.278	31.408	32.565	1'45.615	265.4	13:14'27.095
9	26.536	15.372	31.514	32.553	1'45.975	261.5	13:16'13.070
10	26.824	15.474	31.832	32.746	1'46.876	260.9	13:17'59.946
11	26.978	15.493	32.098	32.656	1'47.225	259.0	13:19'47.171
12	26.728	15.630	32.049	32.849	1'47.256	260.9	13:21'34.427
13	26.505	15.497	31.715	32.584	1'46.301	259.6	13:23'20.728
14	26.670	15.470	31.914	32.956	1'47.010	260.2	13:25'07.738
15	26.740	15.599	31.797	32.754	1'46.890	258.4	13:26'54.628
16	26.746	15.494	31.759	32.973	1'46.972	261.5	13:28'41.600
17	27.063	15.533	31.567	32.393	1'46.556	257.1	13:30'28.156
18	26.468	15.496	31.531	32.388	1'45.883	259.6	13:32'14.039
19	26.687	15.399	32.062	34.134	1'48.282	262.1	13:34'02.321
20	28.045	16.413	33.952	37.484	1'55.894	235.3	13:35'58.215

9 D. SCHMITTER (1'45.274)

Lap	Seq. 1	Seq. 2	Seq. 3	Seq. 4	Lap Time	km/h	Local Time
1	34.583	15.312	31.543	32.538	1'53.976	265.4	13:02'11.913
2	26.258	15.279	31.357	32.380	1'45.274	264.1	13:03'57.187
3	26.285	15.313	31.465	32.488	1'45.551	265.4	13:05'42.738
4	26.435	15.472	31.645	32.732	1'46.284	262.8	13:07'29.022
5	26.445	15.413	31.838	32.698	1'46.394	260.9	13:09'15.416
6	26.602	15.452	31.968	32.699	1'46.721	262.1	13:11'02.137
7	26.743	15.574	31.938	32.964	1'47.219	259.0	13:12'49.356
8	26.623	15.563	31.763	32.781	1'46.730	259.6	13:14'36.086
9	26.528	15.543	32.144	32.816	1'47.031	259.6	13:16'23.117
10	26.614	15.439	31.802	32.708	1'46.563	264.1	13:18'09.680
11	26.778	15.458	31.992	33.028	1'47.256	259.6	13:19'56.936
12	26.863	15.617	31.939	33.039	1'47.458	258.4	13:21'44.394
13	27.124	15.879	32.253	33.298	1'48.554	258.4	13:23'32.948
14	27.398	15.772	32.086	33.195	1'48.451	256.5	13:25'21.399
15	27.138	15.889	32.237	33.321	1'48.585	255.3	13:27'09.984
16	27.007	15.633	32.136	32.872	1'47.648	259.6	13:28'57.632
17	26.855	15.708	32.309	33.198	1'48.070	257.1	13:30'45.702
18	26.910	15.849	32.325	33.374	1'48.458	254.7	13:32'34.160
19	27.192	15.736	32.559	33.523	1'49.010	257.8	13:34'23.170
20	27.224	15.764	32.594	33.070	1'48.652	255.9	13:36'11.822

82 K. PESEK (1'45.577)

Lap	Seq. 1	Seq. 2	Seq. 3	Seq. 4	Lap Time	km/h	Local Time
1	34.524	15.558	31.937	32.439	1'54.458	268.7	13:02'12.395
2	26.460	15.271	31.683	32.163	1'45.577	266.7	13:03'57.972
3	26.345	15.284	31.701	32.321	1'45.651	265.4	13:05'43.623
4	26.594	15.325	32.700	32.453	1'47.072	266.7	13:07'30.695
5	26.533	15.386	31.870	32.414	1'46.203	262.8	13:09'16.898
6	26.575	15.371	31.858	32.386	1'46.190	262.1	13:11'03.088
7	26.930	15.440	31.757	32.483	1'46.610	259.6	13:12'49.698
8	26.607	15.531	32.045	32.715	1'46.898	261.5	13:14'36.596
9	26.669	15.452	32.057	32.846	1'47.024		



Jerez 4.423 m

4 / 4

Spanish Round, 14-15-16 October 2016 World Superbike - Chronological Analysis Race 2

Start at 13:00'17.937

3	25.745	14.982	30.622	31.613	1'42.962	268.0	13:05'33.046
4	25.884	15.025	30.741	31.572	1'43.222	267.3	13:07'16.268
5	26.001	15.031	30.752	31.557	1'43.341	266.7	13:08'59.609
6	25.923	15.024	31.089	31.605	1'43.641	266.7	13:10'43.250
7	26.044	15.118	30.932	31.509	1'43.603	266.0	13:12'26.853
8	26.024	15.044	31.335	31.700	1'44.103	266.7	13:14'10.956

11 S. AL SULAITI (1'44.816)

Lap	Seq. 1	Seq. 2	Seq. 3	Seq. 4	Lap Time	km/h	Local Time
1	33.344	15.640	31.819	31.852	1'52.655	261.5	13:02'10.592
2	26.214	15.120	31.553	32.050	1'44.937	270.0	13:03'55.529
3	26.424	15.167	31.182	32.043	1'44.816	263.4	13:05'40.345
4	26.436	15.201	31.272	32.188	1'45.097	266.0	13:07'25.442
5	26.430	15.289	31.317	32.282	1'45.318	265.4	13:09'10.760
6	26.296	15.235	31.353	32.354	1'45.238	264.7	13:10'55.998
7	26.349	15.171	31.393	32.259	1'45.172	264.1	13:12'41.170
8	26.381	15.155	31.358	53.816	2'06.710	266.0	13:14'47.880

15 A. DE ANGELIS (1'43.413)

Lap	Seq. 1	Seq. 2	Seq. 3	Seq. 4	Lap Time	km/h	Local Time
1	32.666	15.287	31.551	31.524	1'51.028	271.4	13:02'08.965
2	25.996	14.985	30.905	31.877	1'43.763	273.4	13:03'52.728
3	25.954	15.049	30.810	31.600	1'43.413	272.0	13:05'36.141

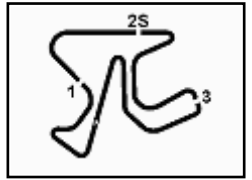
2 L. CAMIER (1'42.972)

Lap	Seq. 1	Seq. 2	Seq. 3	Seq. 4	Lap Time	km/h	Local Time
1	32.066	15.043	31.027	31.478	1'49.614	268.0	13:02'07.551
2	25.881	15.021	30.669	31.401	1'42.972	269.3	13:03'50.523

P = Pits In/Out - C = Lap-Time Cancelled

These data/results cannot be reproduced, stored and/or transmitted in whole or in part by any manner of electronic, mechanical, photocopying, recording, broadcasting or otherwise now known or herein after developed without the previous express consent by the copyright owner, except for reproduction in daily press and regular printed publications on sale to the public within 60 days of the event related to those data/results and always provided that copyright symbol appears together as follows below.

© DORNA WSBK ORGANIZATION Srl 2016

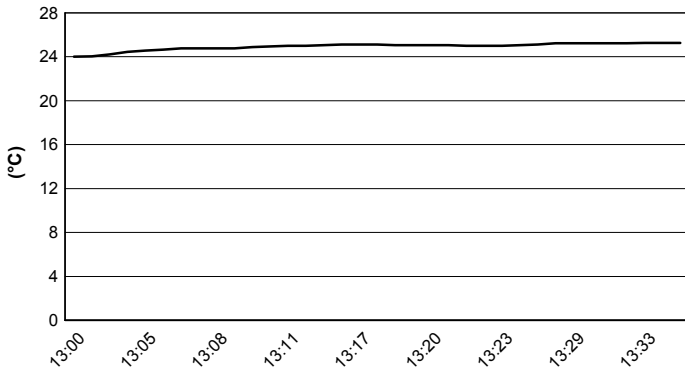


Jerez 4.423 m

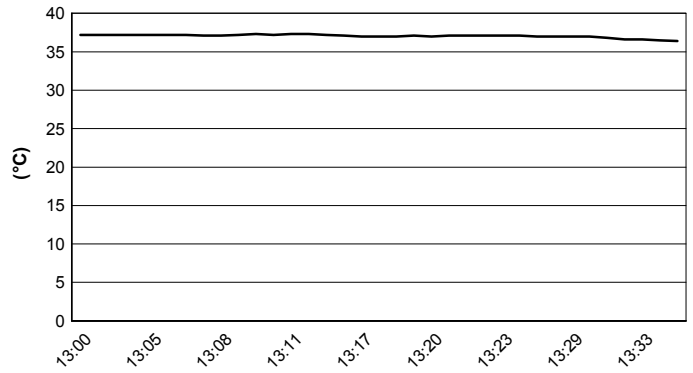
Spanish Round, 14-15-16 October 2016 World Superbike - Weather Report Race 2

Session started 13:00 Session ended 13:36

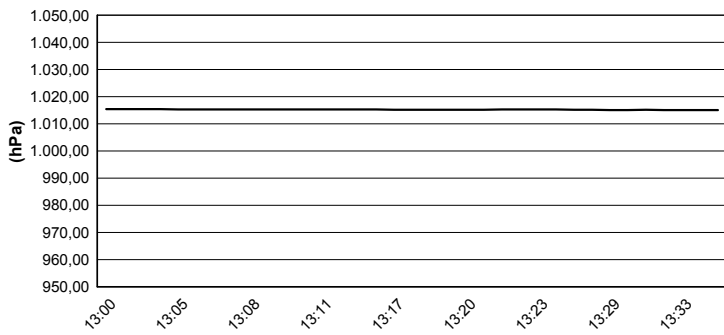
Air Temperature



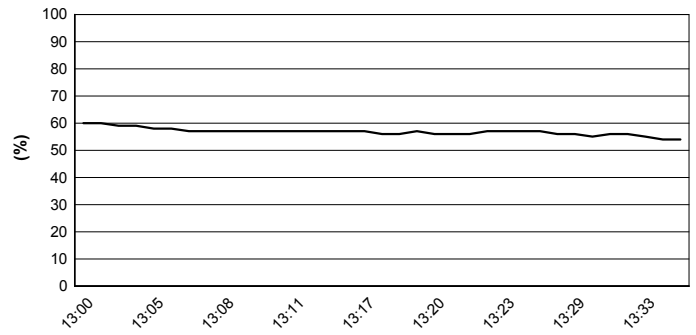
Track Temperature



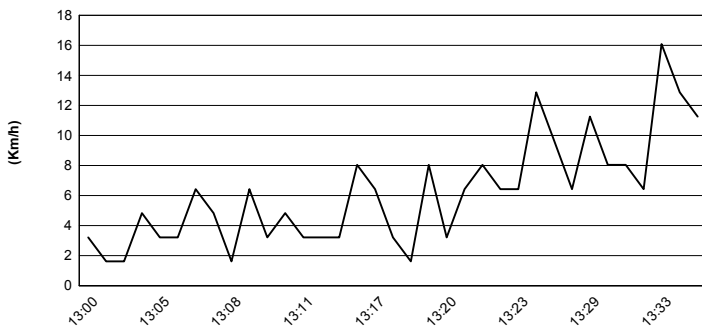
Air Pressure



Humidity



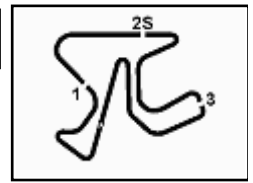
Wind Speed



Wind Direction



These data/results cannot be reproduced, stored and/or transmitted in whole or in part by any manner of electronic, mechanical, photocopying, recording, broadcasting or otherwise now known or herein after developed without the previous express consent by the copyright owner, except for reproduction in daily press and regular printed publications on sale to the public within 60 days of the event related to those data/results and always provided that copyright symbol appears together as follows below.
© DORNA WSBK ORGANIZATION Srl 2016


Spanish Round, 14-15-16 October 2016
World Superbike - Championship Standings

Jerez 4.423 m

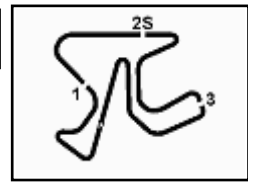
1 / 2

Points	Points From First	Points From Previous	February 28 PHILLIP ISLAND		March 13 BURIRAM		April 3 ARAGON		April 17 ASSEN		May 1 IMOLA		May 15 SEPANG		May 29 DONINGTON PARK		June 19 MISANO		July 10 LAGUNA SECA		September 18 LAUSITZRING		October 2 MAGNY-COURS		October 16 JEREZ		October 28 LOSAIL		
			1	2	1	2	1	2	1	2	1	2	1	2	1	2	1	2	1	2	1	2	1	2	1	2	1	2	1
1 REA Jonathan (GBR)	462		25	25	25	20	20	16	25	25	20	20	20	16	16	20	25	25	25		25	13	20	16	20				
2 SYKES Tom (GBR)	414 48		11	10	20	25	16	20	20	16	16	25	8	25	25	20	25	20	25	20	4	16	16	20	16				
3 DAVIES Chaz (GBR)	395 67 19		20	6	13	16	25	25	20	11	25	25	16	13	16	13		16	25	10	25	25	25	25					
4 VAN DER MARK Michael (NED)	255 207 140		16	20	16	13	9	9	16	9	7	9	10	8	8	8	16	6	13	9	10	8	20	11	11	10			
5 HAYDEN Nicky (USA)	228 234 27		7	13	11	10	16	10	7	8	8	25	11	10	10	16	11	16	6	7	13	13	7	13	13				
6 GIUGLIANO Davide (ITA)	197 265 31		13	16	6	11	10	8	11	13	10	20	20	9	2	16	20	9		9					3				
7 TORRES Jordi (ESP)	195 267 2		8	9	8	8	9	11	11	1	13	9	13	3	9	5	11	9	8	10	13	2	9	8	8				
8 CAMIER Leon (GBR)	165 297 30		9	5	5	13	7	10	11	6	7	13	11	8	8	8	8	8	8	11	13	9	13	9					
9 SAVADORI Lorenzo (ITA)	140 322 25		4	6	7	6	5	10	13	8	5	2	10	13	11	10	10	10			11	10	3	6					
10 FORÉS Xavi (ESP)	133 329 7			2	18	18	13	13	3	6	6	6	2	5	4	2	13	9	13	6	16	8	6						
11 LOWES Alex (GBR)	116 346 17		2	10	8	7	8	9	5	10	11				3	8	11	2	8	5	9	9	9	9					
12 GUINTOLI Sylvain (FRA)	112 350 4		10	11	9	10	7	6	5										7	11	7	8	10	11					
13 DE ANGELIS Alex (RSM)	93 369 19		3	7	2	5	8	4	1	2	9				1	4	3	7	4	20	6	2	5						
14 BROOKES Joshua (AUS)	88 374 5		6	7	1	3	3	5	2	3	5	4	2	7	5	2	3	2	9	4	5	6	4						
15 RAMOS Román (ESP)	85 377 3		5	4	4	4	4	4	7	4					3	3	7	4	1	6	3	7	3	3	4	5			
16 REITERBERGER Markus (GER)	81 381 4		8	11	9	2	1	9	3	4	6	5	10	10	12	12	12	12	12	16	16	16	4	7	2				
17 WEST Anthony (AUS)	64 398 17											7	11	6	4	6	5	4	7	5			2	7					
18 ABRAHAM Karel (CZE)	33 429 31		3	5	1	1	2	2	4	7	7	7	17	17	17	18	18	18	18	18	18	18	18	18					
19 CANEPA Niccolò (ITA)	30 432 3																9	7	6	8	19	19	19	19					
20 BAIOTTO Matteo (ITA)	12 450 18			3	3			2	4																				
21 LAGRIVE Matthieu (FRA)	11 451 1																							10	1				
22 SCASSA Luca (ITA)	10 452 1										3	21	21	21	22	23	23	23	25	1	5	1	21	22	22	22			
23 MAHIAS Lucas (FRA)	9 453 1							6	3	19	18	19	19	19	20	20	20	20	21	21	21	23	23	23	23				
24 BEAUBIER Cameron (USA)	6 456 3														6	21	22	22	22	23	24	24	24	24					
25 DE ROSA Raffaele (ITA)	5 457 1																		5	23	23	24	25	25					

First Line: Championship Standings - Second Line: Ranking Progression

These data/results cannot be reproduced, stored and/or transmitted in whole or in part by any manner of electronic, mechanical, photocopying, recording, broadcasting or otherwise now known or herein after developed without the previous express consent by the copyright owner, except for reproduction in daily press and regular printed publications on sale to the public within 60 days of the event related to those data/results and always provided that copyright symbol appears together as follows below.

© DORNA WSBK ORGANIZATION Srl 2016


Spanish Round, 14-15-16 October 2016
World Superbike - Championship Standings

Jerez 4.423 m

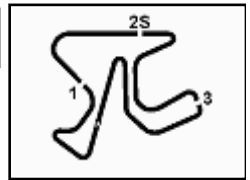
2 / 2

	Points	Points From First	Points From Previous	February 28 PHILLIP ISLAND		March 13 BURIRAM		April 3 ARAGON		April 17 ASSEN		May 1 IMOLA		May 15 SEPANG		May 29 DONINGTON PARK		June 19 MISANO		July 10 LAGUNA SECA		September 18 LAUSITZRING		October 2 MAGNY-COURS		October 16 JEREZ		October 28 LOSAIL				
				1	2	1	2	1	2	1	2	1	2	1	2	1	2	1	2	1	2	1	2	1	2	1	2	1	2	1	2	
26 SCHMITTER Dominic (SUI)	5	457	0									1	22	24	25	1	22	23	24	24	3	23	24	25	25	25						
27 VIZZIELLO Gianluca (ITA)	4	458	1																		3	23	24	26	27	27	1	27	27			
28 SZKOPEK Pawel (POL)	3	459	1															1	28	28	2	28	29	26	27	27	27	28				
29 JONES Mike (AUS)	2	460	1	2	14	16	18	18	19	19	20	20	20	20	22	22	22	23	24	24	24	26	26	28	29	29	29	29				
30 HOOK Josh (AUS)	2	460	0										1	24	1	22	22	22	23	24	24	24	26	26	28	29	29	29	29			
31 BARRIER Sylvain (FRA)	2	460	0	1	15	16	18	18	19	19	20	20	20	20	22	22	22	23	24	24	24	26	26	28	29	29	29	29				
32 SEBESTYÉN Péter (HUN)	1	461	1																							1	32	32				
33 AL SULAITI Saeed (QAT)	1	461	0																		1	29	29	31	32	32	32	32				
34 LUSSIANA Matthieu (FRA)	1	461	0						1	22	22	22	22	24	25	26	27	28	28	28	28	29	29	31	32	32	32	32				

First Line: Championship Standings - Second Line: Ranking Progression

These data/results cannot be reproduced, stored and/or transmitted in whole or in part by any manner of electronic, mechanical, photocopying, recording, broadcasting or otherwise now known or herein after developed without the previous express consent by the copyright owner, except for reproduction in daily press and regular printed publications on sale to the public within 60 days of the event related to those data/results and always provided that copyright symbol appears together as follows below.

© DORNA WSBK ORGANIZATION Srl 2016



Spanish Round, 14-15-16 October 2016 World Superbike - Manufacturers Standings

Jerez 4.423 m

Points	Points From First	Points From Previous	February 28 PHILLIP ISLAND		March 13 BURIRAM		April 3 ARAGON		April 17 ASSEN		May 1 IMOLA		May 15 SEPANG		May 29 DONINGTON PARK		June 19 MISANO		July 10 LAGUNA SECA		September 18 LAUSITZRING		October 2 MAGNY-COURS		October 16 JEREZ		October 28 LOSAIL			
			1	2	1	2	1	2	1	2	1	2	1	2	1	2	1	2	1	2	1	2	1	2	1	2	1	2	1	2
1	KAWASAKI	542	25	25	25	25	20	20	25	25	20	20	25	16	25	25	25	25	25	25	25	20	25	16	20	20	20			
2	DUCATI	467	75	20	16	13	16	25	25	20	11	25	25	16	20	20	16	13	16	9	20	25	16	25	25	25	25			
3	HONDA	322	220	16	20	16	13	10	9	16	16	9	8	9	25	11	10	16	10	16	11	16	8	20	11	13	13			
4	BMW	216	326	8	9	11	9	9	11	11	2	13	9	13	6	9	7	11	9	8	10	13	9	4	9	8	8			
5	YAMAHA	196	346	10	11	10	10	8	7	8	9	5	10	11		6	9	8	11	8	8	11	7	8	10	11				
6	APRILIA	184	358	4	3	7	7	6	8	10	13	8	5	9	10	13	4	11	10		4	20	11	10	5	6				
7	MV AGUSTA	165	377	9	5	5	5	7	7	13	7	10	11	6	7	13	11	8	5	11	13	9	13	9	9					

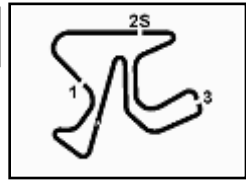
First Line: Championship Standings - Second Line: Ranking Progression

These data/results cannot be reproduced, stored and/or transmitted in whole or in part by any manner of electronic, mechanical, photocopying, recording, broadcasting or otherwise now known or herein after developed without the previous express consent by the copyright owner, except for reproduction in daily press and regular printed publications on sale to the public within 60 days of the event related to those data/results and always provided that copyright symbol appears together as follows below.

© DORNA WSBK ORGANIZATION Srl 2016

PIRELLI PERGOIA TUNING





Spanish Round, 14-15-16 October 2016
World Superbike - Pirelli Best Lap Award

Jerez 4.423 m

Points	Points From First	Points From Previous	February 28	March 13	April 3	April 17	May 1	May 15	May 29	June 19	July 10	September 18	October 2	October 16	October 28			
			PHILLIP ISLAND	BURIRAM	ARAGON	ASSEN	IMOLA	SEPANG	DONINGTON PARK	MISANO	LAGUNA SECA	LAUSITZRING	MAGNY-COURS	JEREZ	LOSAIL			
Fastest Laps																		
1 DAVIES Chaz (GBR)	9		1		1 1	1	1 1				1	1			1			
2 SYKES Tom (GBR)	6 3							1		1	1		1 1	1				
3 REA Jonathan (GBR)	5 4 1			1 1		1			1 1									
4 GIUGLIANO Davide (ITA)	2 7 3	1						1										
5 FORÉS Xavi (ESP)	1 8 1											1						
6 LOWES Alex (GBR)	1 8 0									1								

These data/results cannot be reproduced, stored and/or transmitted in whole or in part by any manner of electronic, mechanical, photocopying, recording, broadcasting or otherwise now known or herein after developed without the previous express consent by the copyright owner, except for reproduction in daily press and regular printed publications on sale to the public within 60 days of the event related to those data/results and always provided that copyright symbol appears together as follows below.

© DORNA WSBK ORGANIZATION Srl 2016

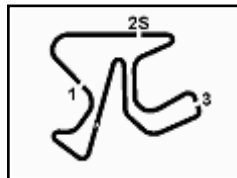
FICR PEROGIA TIRING



Official Tyre Supplier



Official Timekeeper



Spanish Round, 14-15-16 October 2016

World Superbike - Rider's Performance

Jerez 4.423 m

1 / 2

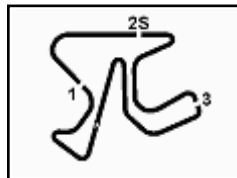
Points	Points From First	Points From Previous	February 28 PHILLIP ISLAND			March 13 BURIRAM			April 3 ARAGON			April 17 ASSEN			May 1 IMOLA			May 15 SEPANG			May 29 DONINGTON PARK			June 19 MISANO			July 10 LAGUNA SECA			September 18 LAUSITZRING			October 2 MAGNY-COURS			October 16 JEREZ			October 28 LOSAIL																		
			G	1	2	G	1	2	G	1	2	G	1	2	G	1	2	G	1	2	G	1	2	G	1	2	G	1	2	G	1	2	G	1	2	G	1	2	G	1	2	G	1	2													
1	REA	462	3	1	1	2	1	2	5	2	3	4	1	1	3	2	2	3	2	3	4	3	2	2	1	1	2	1	Rt	6	Rt	1	1	4	2	2	3	2																			
2	SYKES	414	48	1	5	6	3	2	1	1	3	2	1	Rt	2	4	3	3	1	1	8	1	1	1	1	2	2	1	2	1	2	1	2	1	2	3	1	2	3																		
3	DAVIES	395	67	19	9	2	10	4	4	3	4	1	1	6	2	5	1	1	1	5	3	4	2	Rt	3	9	4	Rt	4	Rt	3	1	1	6	3	1	1	6	1	1																	
4	VAN DER MARK	255	207	140	6	3	2	1	3	4	11	Rt	7	5	Rt	3	11	7	9	10	7	6	13	8	8	10	3	10	11	4	7	10	6	8	6	2	5	11	5	6																	
5	HAYDEN	228	234	27	7	9	4	8	Rt	5	10	6	Rt	10	3	6	9	9	8	4	8	1	7	5	6	6	Rt	6	6	3	5	3	3	10	7	Rt	9	5	4	4																	
6	GIUGLIANO	197	265	31	2	4	3	6	18	10	6	5	6	3	Rt	8	2	5	4	9	6	2	5	2	7	7	14	3	3	Rt	2	8	7	Rt	13		3	Rt	13																		
7	TORRES	195	267	2	12	8	7	10	8	8	8	7	5	9	5	15	6	4	7	8	4	13	6	7	11	12	5	7	7	8	6	5	4	Rt	12	14	7	7	8	8																	
8	CAMIER	165	297	30	10	7	Rt	14	11	11	7	Rt	16	13	4	9	7	6	5	12	10	9	8	4	5	8	8	Rt	12	11	7	5	4	5	7	4	10	7	Rt																		
9	SAVADORI	140	322	25	8	12	Rt	18	10	9	12	10	11	11	6	4	5	8	11	7	Rt	14	3	6	4	5	Rt	5	8	6	Rt	4	Rt	Rt	8	5	6	14	13	10																	
10	FORÉS	133	329	7	13	Rt	16	14	Rt	9	4	4	8	13	10	13	10	10	15	14	11	11	12	14	3	Rt	4	5	7	4	13	10	3	10	8	10	8	Rt	Rt																		
11	LOWES	116	346	17	5	Rt	14	7	6	Rt	3	8	9	12	8	7	14	11	6	2	5	Rt			4	13	8	10	5	14	12	8	Rt	11	11	19	4	Rt	7																		
12	GUINTOLI	112	350	4	4	6	5	5	7	6	2	9	10	2	Rt	11	12																																								
13	DE ANGELIS	93	369	19	18	Rt	13	19	9	14	16	11	8	16	12	17	15	14	13	Rt	7	14	Rt	15	24	12	13	13	9	18	12	2	15	10	14	16	11	Rt																			
14	BROOKES	88	374	5	14	10	9	13	15	16	18	13	13	14	11	Rt	15	14	13	14	11	12	15	14	9	16	11	14	15	13	17	14	7	14	12	11	17	10	12																		
15	RAMOS	85	377	3	17	11	12	15	12	12	14	12	12	18	9	12							16	13	13	14	9	12	16	15	10	15	13	9	17	13	13	15	12	11																	
16	REITERBERGER	81	381	4	11	Rt	8	9	5	7	13	14	15	7	7	16	8	13	12	6	Rt	10	19	11	16	11	6	Rt																													
17	WEST	64	398	17																																																					
18	ABRAHAM	33	429	31	16	13	11	11	Rt	15	15	15	14	22	Rt	14	16	16	Rt	16	12	Rt	12	9	Rt	19	Rt	15	17	14	12	22	Rt	15	18	16	16																				
19	CANEPÀ	30	432	3																																																					
20	BAIOTTO	12	450	18																																																					
21	LAGRIVE	11	451	1																																																					
22	SCASSA	10	452	1																																																					
23	MAHIAS	9	453	1																																																					
24	BEAUBIER	6	456	3																																																					
25	DE ROSA	5	457	1																																																					
26	SCHMITTER	5	457	0	19	16	16	23	19	19	21	18	19																																												
27	VIZZIELLO	4	458	1																																																					
28	SZKOPEK	3	459	1																																																					
29	JONES	2	460	1	21	14	Rt																																																		
30	HOOK	2	460	0																																																					
31	BARRIER	2	460	0	15	15	15	17	16	17	19	16	Rt																																												
32	SEBESTYÉN	1	461	1	22	18	18	22	20	20	23	19	20																																												
33	LUSSIANA	1	461	0																																																					
34	AL SULAITI	1	461	0	20	17	17	20	17	Rt	22	Rt	21																																												

G = Grid - 1 = Race 1 - 2 = Race 2

Ns = Did Not Start - Rt = Retired - Ex = Excluded

These data/results cannot be reproduced, stored and/or transmitted in whole or in part by any manner of electronic, mechanical, photocopying, recording, broadcasting or otherwise now known or herein after developed without the previous express consent by the copyright owner, except for reproduction in daily press and regular printed publications on sale to the public within 60 days of the event related to those data/results and always provided that copyright symbol appears together as follows below.

© DORNA WSBK ORGANIZATION Srl 2016



Jerez 4.423 m

Spanish Round, 14-15-16 October 2016

World Superbike - Rider's Performance

Points	Points From First	Points From Previous	February 28 PHILLIP ISLAND	March 13 BURIRAM	April 3 ARAGON	April 17 ASSEN	May 1 IMOLA	May 15 SEPANG	May 29 DONINGTON PARK	June 19 MISANO	July 10 LAGUNA SECA	September 18 LAUSITZRING	October 2 MAGNY-COURS	October 16 JEREZ	October 28 LOSAIL		
			G 1 2	G 1 2	G 1 2	G 1 2	G 1 2	G 1 2	G 1 2	G 1 2	G 1 2	G 1 2	G 1 2	G 1 2	G 1 2	G 1 2	G 1 2

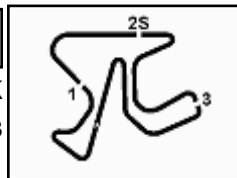
G = Grid - 1 = Race 1 - 2 = Race 2

Ns = Did Not Start - Rt = Retired - Ex = Excluded

These data/results cannot be reproduced, stored and/or transmitted in whole or in part by any manner of electronic, mechanical, photocopying, recording, broadcasting or otherwise now known or herein after developed without the previous express consent by the copyright owner, except for reproduction in daily press and regular printed publications on sale to the public within 60 days of the event related to those data/results and always provided that copyright symbol appears together as follows below.

© DORNA WSBK ORGANIZATION Srl 2016





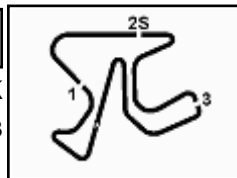
Spanish Round, 14-15-16 October 2016

World Superbike - Best Laps & Speeds

No.	Rider		Best Lap		FP1		FP2		FP3		SP1		SP2		RC1		W1A		RC2	
	Nat	Bike	laps	speed	laps	speed	laps	speed	laps	speed	laps	speed	laps	speed	laps	speed	laps	speed	laps	speed
1	66	T. SYKES	108	276	23	268	22	270	8	271			6	273	20	276	9	274	20	273
		GBR Kawasaki ZX-10R																		
2	1	J. REA	106	279	21	271	21	273	9	277			6	272	20	275	9	272	20	279
		GBR Kawasaki ZX-10R																		
3	34	D. GIUGLIANO	83	270	22	265	17	267	8	268			7	269			9	270	20	269
		ITA Ducati Panigale R																		
4	22	A. LOWES	94	273	23	268	24	272	9	273			7	272	2	271	9	273	20	271
		GBR Yamaha YZF R1																		
5	69	N. HAYDEN	110	276	23	268	23	269	9	275			6	273	20	275	9	276	20	272
		USA Honda CBR1000RR SP																		
6	7	C. DAVIES	113	278	25	269	23	272	9	272			7	273	20	278	9	276	20	271
		GBR Ducati Panigale R																		
7	81	J. TORRES	121	277	24	271	23	269	9	271	8	270	8	270	20	274	9	277	20	276
		ESP BMW S1000 RR																		
8	12	X. FORÉS	77	272	24	269	20	269	9	272			7	269			9	271	8	271
		ESP Ducati Panigale R																		
9	50	S. GUINTOLI	98	275	11	269	22	268	9	275			7	269	20	272	9	271	20	273
		FRA Yamaha YZF R1																		
10	2	L. CAMIER	70	271	21	265	5	265	7	267			6	268	20	271	9	271	2	269
		GBR MV Agusta 1000 F4																		
11	60	M. VAN DER MARK	111	276	23	269	23	271	9	275			7	275	20	273	9	273	20	276
		NED Honda CBR1000RR SP																		
12	13	A. WEST	117	275	21	268	23	268	9	269	8	267	7	273	20	275	9	272	20	273
		AUS Kawasaki ZX-10R																		
13	21	M. REITERBERGER	105	272	19	266	21	270	9	271	7	268			20	271	9	271	20	272
		GER BMW S1000 RR																		
14	32	L. SAVADORI	114	275	24	270	24	271	9	271	8	272			20	274	9	274	20	275
		ITA Aprilia RSV4 RF																		
15	40	R. RAMOS	103	276	20	269	21	269	7	274	7	271			20	276	8	276	20	273
		ESP Kawasaki ZX-10R																		
16	15	A. DE ANGELIS	92	277	20	271	23	274	9	276	8	273			20	277	9	274	3	273
		RSM Aprilia RSV4 RF																		
17	25	J. BROOKES	111	276	22	271	23	270	9	272	8	269			20	276	9	271	20	273
		AUS BMW S1000 RR																		
18	99	L. SCASSA	75	267	17	262	16	263	9	267	7	265					6	264	20	265
		ITA Ducati Panigale R																		
19	56	P. SEBESTYÉN	90	267	22	259	22	262	9	265	8	262			20	267	9	267		
		HUN Yamaha YZF R1																		
20	4	G. VIZZIELLO	100	268	20	260	18	262	7	267	7	264			20	268	8	265	20	267
		ITA Kawasaki ZX-10R																		

These data/results cannot be reproduced, stored and/or transmitted in whole or in part by any manner of electronic, mechanical, photocopying, recording, broadcasting or otherwise now known or herein after developed without the previous express consent by the copyright owner, except for reproduction in daily press and regular printed publications on sale to the public within 60 days of the event related to those data/results and always provided that copyright symbol appears together as follows below.

© DORNA WSBK ORGANIZATION Srl 2016



Jerez 4.423 m

Spanish Round, 14-15-16 October 2016 World Superbike - Best Laps & Speeds

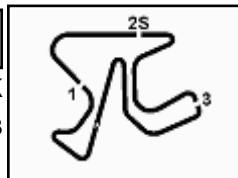
2 / 2

No.	Rider		Best Lap		FP1		FP2		FP3		SP1		SP2		RC1		W1A		RC2	
	Nat	Bike	laps	speed	laps	speed	laps	speed	laps	speed	laps	speed	laps	speed	laps	speed	laps	speed	laps	speed
21	9 D. SCHMITTER		1'44.011		1'46.363		1'45.324		1'45.284		1'44.011				1'44.508		1'45.004		1'45.274	
	SUI	Kawasaki ZX-10R	111	268	24	267	25	264	7	263	8	265			20	266	7	268	20	265
22	11 S. AL SULAITI		1'44.407		1'45.662		1'44.953		1'45.361		1'44.436						1'44.407		1'44.816	
	QAT	Kawasaki ZX-10R	74	270	19	262	22	266	8	267	8	267					9	269	8	270
23	94 M. LUSSIANA		1'44.762		1'45.564		1'44.769		1'45.775		1'45.373				1'44.777		1'44.762		1'44.976	
	FRA	BMW S1000 RR	86	266	20	262	23	263	5	264	4	264			6	265	8	266	20	265
24	82 K. PESEK		1'45.262		1'48.426		1'47.084		1'46.420		1'45.262				1'46.168		1'45.570		1'45.577	
	CZE	Yamaha YZF R1	101	269	18	261	18	260	9	265	7	263			20	269	9	266	20	269

16/10/2016

These data/results cannot be reproduced, stored and/or transmitted in whole or in part by any manner of electronic, mechanical, photocopying, recording, broadcasting or otherwise now known or herein after developed without the previous express consent by the copyright owner, except for reproduction in daily press and regular printed publications on sale to the public within 60 days of the event related to those data/results and always provided that copyright symbol appears together as follows below.

© DORNA WSBK ORGANIZATION Srl 2016



Spanish Round, 14-15-16 October 2016

World Superbike - Race Winners

	2013	2014	2015	2016
01 Phillip Island GP Circuit	R1: Guintoli (Fra) Apr R2: Laverty (Irl) Apr	R1: Laverty (Irl) Suz R2: Guintoli (Fra) Apr	R1: Rea (Gbr) Kaw R2: Haslam (Gbr) Apr	R1: Rea (Gbr) Kaw R2: Rea (Gbr) Kaw
02 Chang International			R1: Rea (Gbr) Kaw R2: Rea (Gbr) Kaw	R1: Rea (Gbr) Kaw R2: Sykes (Gbr) Kaw
03 MotorLand Aragon	R1: Davies (Gbr) Bmw R2: Davies (Gbr) Bmw	R1: Sykes (Gbr) Kaw R2: Sykes (Gbr) Kaw	R1: Rea (Gbr) Kaw R2: Davies (Gbr) Duc	R1: Davies (Gbr) Duc R2: Davies (Gbr) Duc
04 TT Circuit Assen	R1: Sykes (Gbr) Kaw R2: Laverty (Irl) Apr	R1: Guintoli (Fra) Apr R2: Rea (Gbr) Hon	R1: Rea (Gbr) Kaw R2: Rea (Gbr) Kaw	R1: Rea (Gbr) Kaw R2: Rea (Gbr) Kaw
05 Imola Circuit	R1: Sykes (Gbr) Kaw R2: Sykes (Gbr) Kaw	R1: Rea (Gbr) Hon R2: Rea (Gbr) Hon	R1: Rea (Gbr) Kaw R2: Rea (Gbr) Kaw	R1: Davies (Gbr) Duc R2: Davies (Gbr) Duc
06 Sepang International		R1: Melandri (Ita) Apr R2: Melandri (Ita) Apr	R1: Rea (Gbr) Kaw R2: Davies (Gbr) Duc	R1: Sykes (Gbr) Kaw R2: Hayden (Usa) Hon
07 Donington Park	R1: Sykes (Gbr) Kaw R2: Sykes (Gbr) Kaw	R1: Sykes (Gbr) Kaw R2: Sykes (Gbr) Kaw	R1: Sykes (Gbr) Kaw R2: Sykes (Gbr) Kaw	R1: Sykes (Gbr) Kaw R2: Sykes (Gbr) Kaw
08 Misano World Circuit		R1: Sykes (Gbr) Kaw R2: Sykes (Gbr) Kaw	R1: Sykes (Gbr) Kaw R2: Rea (Gbr) Kaw	R1: Rea (Gbr) Kaw R2: Rea (Gbr) Kaw
09 Mazda Raceway Laguna	R1: Sykes (Gbr) Kaw R2: Laverty (Irl) Apr	R1: Melandri (Ita) Apr R2: Sykes (Gbr) Kaw	R1: Davies (Gbr) Duc R2: Davies (Gbr) Duc	R1: Rea (Gbr) Kaw R2: Sykes (Gbr) Kaw
10 Lausitzring				R1: Davies (Gbr) Duc R2: Rea (Gbr) Kaw
11 Circuit de Nevers	R1: Sykes (Gbr) Kaw R2: Sykes (Gbr) Kaw	R1: Guintoli (Fra) Apr R2: Melandri (Ita) Apr	R1: Rea (Gbr) Kaw R2: Rea (Gbr) Kaw	R1: Davies (Gbr) Duc R2: Davies (Gbr) Duc
12 Circuito de Jerez	R1: Laverty (Irl) Apr R2: Laverty (Irl) Apr	R1: Melandri (Ita) Apr R2: Melandri (Ita) Apr	R1: Sykes (Gbr) Kaw R2: Davies (Gbr) Duc	R1: Davies (Gbr) Duc R2: Davies (Gbr) Duc
13 Losail International		R1: Guintoli (Fra) Apr R2: Guintoli (Fra) Apr	R1: Torres (Esp) Apr R2: Haslam (Gbr) Apr	

2016

9 C. Davies
9 J. Rea
5 T. Sykes
1 N. Hayden

ALL TIMES

59 C. Fogarty	16 N. Hodgson	7 B. Bostrom	2 P. Goddard	1 G. Goodfellow
52 T. Bayliss	16 J. Toseland	5 D. Tardozzi	2 M. Lucchinelli	1 P. Picotte
43 N. Haga	14 J. Kocinski	5 L. Haslam	2 M. Dowson	1 T. Kipp
38 J. Rea	14 S. Russell	4 R. Phillis	2 K. Magee	1 A. Meklau
33 T. Corser	14 B. Spies	4 Y. Kagayama	2 H. Izutsu	1 J. Reynolds
31 C. Edwards	13 A. Slight	4 M. Fabrizio	2 S. Byrne	1 C. Walker
31 T. Sykes	13 E. Laverty	3 M. Doohan	2 M. Neukirchner	1 N. Hayden
27 D. Polen	11 S. Mertens	3 A. Yanagawa	2 L. Baz	1 A. Pitt
24 C. Checa	11 R. Xaus	3 M. Tamada	1 A. Ryo	1 G. McCoy
23 R. Roche	11 R. Laconi	3 L. Lanzi	1 K. Kitagawa	1 F. Nieto
21 M. Biaggi	10 F. Pirovano	3 R. Kiyonari	1 Y. Takeda	1 A. Barros
19 M. Melandri	10 C. Vermeulen	3 C. Crutchlow	1 T. Aoki	1 J. Torres
18 C. Davies	9 S. Guintoli	2 M. Lucchiari	1 J. Whitham	
17 P. Chili	8 F. Merkel	2 T. Rymer	1 A. Vieira	
16 G. Falappa	8 A. Gobert	2 D. Chandler	1 A. Morillas	

These data/results cannot be reproduced, stored and/or transmitted in whole or in part by any manner of electronic, mechanical, photocopying, recording, broadcasting or otherwise now known or herein after developed without the previous express consent by the copyright owner, except for reproduction in daily press and regular printed publications on sale to the public within 60 days of the event related to those data/results and always provided that copyright symbol appears together as follows below.

© DORNA WSBK ORGANIZATION Srl 2016

