

Spanish Round, 14-15-16 October 2016

World Superbike - Free Practices Combined Results

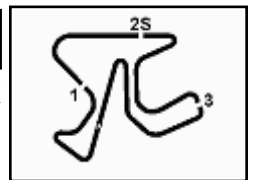
Jerez 4.423 m

No.	Rider	Nat	Team	Bike	FP1	FP2	Time	Gap	Rel.	Avg	Laps
1	66 T. SYKES	GBR	Kawasaki Racing Team	Kawasaki ZX-10R	1'42.775	1'41.739	1'41.739			156,506	45
2	7 C. DAVIES	GBR	Aruba.it Racing - Ducati	Ducati Panigale R	1'42.243	1'41.777	1'41.777	0.038	0.038	156,448	48
3	22 A. LOWES	GBR	Pata Yamaha Official WorldSBK Team	Yamaha YZF R1	1'42.366	1'41.804	1'41.804	0.065	0.027	156,406	47
4	60 M. VAN DER MARK	NED	Honda World Superbike Team	Honda CBR1000RR SP	1'42.455	1'41.859	1'41.859	0.120	0.055	156,322	46
5	12 X. FORÉS	ESP	Barni Racing Team	Ducati Panigale R	1'42.008	1'41.895	1'41.895	0.156	0.036	156,267	44
6	50 S. GUINTOLI	FRA	Pata Yamaha Official WorldSBK Team	Yamaha YZF R1	1'43.134	1'41.901	1'41.901	0.162	0.006	156,258	33
7	69 N. HAYDEN	USA	Honda World Superbike Team	Honda CBR1000RR SP	1'42.073	1'41.994	1'41.994	0.255	0.093	156,115	46
8	2 L. CAMIER	GBR	MV Agusta Reparto Corse	MV Agusta 1000 F4	1'42.488	1'42.070	1'42.070	0.331	0.076	155,999	26
9	1 J. REA	GBR	Kawasaki Racing Team	Kawasaki ZX-10R	1'42.457	1'42.098	1'42.098	0.359	0.028	155,956	42
10	34 D. GIUGLIANO	ITA	Aruba.it Racing - Ducati	Ducati Panigale R	1'43.126	1'42.343	1'42.343	0.604	0.245	155,583	39
11	81 J. TORRES	ESP	Althea BMW Racing Team	BMW S1000 RR	1'42.356	1'42.478	1'42.356	0.617	0.013	155,563	47
12	32 L. SAVADORI	ITA	IodaRacing Team	Aprilia RSV4 RF	1'43.140	1'42.480	1'42.480	0.741	0.124	155,375	48
13	21 M. REITERBERGER	GER	Althea BMW Racing Team	BMW S1000 RR	1'42.920	1'42.531	1'42.531	0.792	0.051	155,297	40
14	13 A. WEST	AUS	Pedercini Racing	Kawasaki ZX-10R	1'42.724	1'42.715	1'42.715	0.976	0.184	155,019	44
15	15 A. DE ANGELIS	RSM	IodaRacing Team	Aprilia RSV4 RF	1'42.978	1'42.726	1'42.726	0.987	0.011	155,003	43
16	25 J. BROOKES	AUS	Milwaukee BMW	BMW S1000 RR	1'43.788	1'42.926	1'42.926	1.187	0.200	154,701	45
17	40 R. RAMOS	ESP	Team GoEleven	Kawasaki ZX-10R	1'43.022	1'43.040	1'43.022	1.283	0.096	154,557	41
18	99 L. SCASSA	ITA	VFT Racing	Ducati Panigale R	1'44.573	1'43.730	1'43.730	1.991	0.708	153,502	33
19	4 G. VIZZIELLO	ITA	Grillini Racing Team	Kawasaki ZX-10R	1'44.706	1'44.074	1'44.074	2.335	0.344	152,995	38
20	56 P. SEBESTYÉN	HUN	Team Tóth	Yamaha YZF R1	1'46.109	1'44.558	1'44.558	2.819	0.484	152,287	44
21	94 M. LUSSIANA	FRA	Team ASP1	BMW S1000 RR	1'45.564	1'44.769	1'44.769	3.030	0.211	151,980	43
22	11 S. AL SULAITI	QAT	Pedercini Racing	Kawasaki ZX-10R	1'45.662	1'44.953	1'44.953	3.214	0.184	151,714	41
23	9 D. SCHMITTER	SUI	Grillini Racing Team	Kawasaki ZX-10R	1'46.363	1'45.324	1'45.324	3.585	0.371	151,179	49
24	82 K. PESEK	CZE	Team Tóth	Yamaha YZF R1	1'48.426	1'47.084	1'47.084	5.345	1.760	148,694	36

These data/results cannot be reproduced, stored and/or transmitted in whole or in part by any manner of electronic, mechanical, photocopying, recording, broadcasting or otherwise now known or herein after developed without the previous express consent by the copyright owner, except for reproduction in daily press and regular printed publications on sale to the public within 60 days of the event related to those data/results and always provided that copyright symbol appears together as follows below.

© DORNA WSBK ORGANIZATION Srl 2016

14/10/2016



Spanish Round, 14-15-16 October 2016

World Superbike - Results Free Practice 2nd Session

Jerez 4.423 m

1 / 2

No.	Rider	Nat	Team	Bike	Time	Gap	Rel.	Laps	Speed	
									Avg	Max
1	66 T. SYKES	GBR	Kawasaki Racing Team	Kawasaki ZX-10R	1'41.739			22	156,506	270,0
2	7 C. DAVIES	GBR	Aruba.it Racing - Ducati	Ducati Panigale R	1'41.777	0.038	0.038	23	156,448	272,0
3	22 A. LOWES	GBR	Pata Yamaha Official WorldSBK Team	Yamaha YZF R1	1'41.804	0.065	0.027	24	156,406	272,0
4	60 M. VAN DER MARK	NED	Honda World Superbike Team	Honda CBR1000RR SP	1'41.859	0.120	0.055	23	156,322	270,7
5	12 X. FORÉS	ESP	Barni Racing Team	Ducati Panigale R	1'41.895	0.156	0.036	20	156,267	268,7
6	50 S. GUINTOLI	FRA	Pata Yamaha Official WorldSBK Team	Yamaha YZF R1	1'41.901	0.162	0.006	22	156,258	268,0
7	69 N. HAYDEN	USA	Honda World Superbike Team	Honda CBR1000RR SP	1'41.994	0.255	0.093	23	156,115	269,3
8	2 L. CAMIER	GBR	MV Agusta Reparto Corse	MV Agusta 1000 F4	1'42.070	0.331	0.076	5	155,999	265,4
9	1 J. REA	GBR	Kawasaki Racing Team	Kawasaki ZX-10R	1'42.098	0.359	0.028	21	155,956	272,7
10	34 D. GIUGLIANO	ITA	Aruba.it Racing - Ducati	Ducati Panigale R	1'42.343	0.604	0.245	17	155,583	266,7
11	81 J. TORRES	ESP	Althea BMW Racing Team	BMW S1000 RR	1'42.478	0.739	0.135	23	155,378	268,7
12	32 L. SAVADORI	ITA	IodaRacing Team	Aprilia RSV4 RF	1'42.480	0.741	0.002	24	155,375	271,4
13	21 M. REITERBERGER	GER	Althea BMW Racing Team	BMW S1000 RR	1'42.531	0.792	0.051	21	155,297	270,0
14	13 A. WEST	AUS	Pedercini Racing	Kawasaki ZX-10R	1'42.715	0.976	0.184	23	155,019	268,0
15	15 A. DE ANGELIS	RSM	IodaRacing Team	Aprilia RSV4 RF	1'42.726	0.987	0.011	23	155,003	274,1
16	25 J. BROOKES	AUS	Milwaukee BMW	BMW S1000 RR	1'42.926	1.187	0.200	23	154,701	270,0
17	40 R. RAMOS	ESP	Team GoEleven	Kawasaki ZX-10R	1'43.040	1.301	0.114	21	154,530	269,3
18	99 L. SCASSA	ITA	VFT Racing	Ducati Panigale R	1'43.730	1.991	0.690	16	153,502	263,4
19	4 G. VIZZIELLO	ITA	Grillini Racing Team	Kawasaki ZX-10R	1'44.074	2.335	0.344	18	152,995	261,5
20	56 P. SEBESTYÉN	HUN	Team Tóth	Yamaha YZF R1	1'44.558	2.819	0.484	22	152,287	261,5
21	94 M. LUSSIANA	FRA	Team ASP1	BMW S1000 RR	1'44.769	3.030	0.211	23	151,980	262,8
22	11 S. AL SULAITI	QAT	Pedercini Racing	Kawasaki ZX-10R	1'44.953	3.214	0.184	22	151,714	266,0
23	9 D. SCHMITTER	SUI	Grillini Racing Team	Kawasaki ZX-10R	1'45.324	3.585	0.371	25	151,179	264,1
24	82 K. PESEK	CZE	Team Tóth	Yamaha YZF R1	1'47.084	5.345	1.760	18	148,694	260,2

Qualifying Lap Time (107% of 1'41.739): **1'48.862**

AIR	Humidity:	61%	Temp:	21°C
TRACK	Condition:	Dry	Temp:	35°C

Records	Pole (SP2)	2015 T.Sykes	1'40.292	158,760	Km/h
	Race (RACE1)	2015 J.Rea	1'41.136	157,440	Km/h
	Circuit (SP2)	2015 T.Sykes	1'40.292	158,760	Km/h

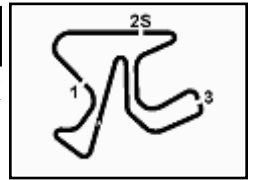
These data/results cannot be reproduced, stored and/or transmitted in whole or in part by any manner of electronic, mechanical, photocopying, recording, broadcasting or otherwise now known or herein after developed without the previous express consent by the copyright owner, except for reproduction in daily press and regular printed publications on sale to the public within 60 days of the event related to those data/results and always provided that copyright symbol appears together as follows below.

© DORNA WSBK ORGANIZATION Srl 2016

Start	End	The results are provisional until the end of the time limit for protests and appeals
14/10/2016	13:29	and the completion of the technical checks.

FICR PERIODIC TIMING





Spanish Round, 14-15-16 October 2016 World Superbike - Results Free Practice 2nd Session

Session Highlights

13.29.55		Start
13.34.25		Pit Intervention Time: 55sec
14.26.54	Camier	Crashed - Turn 1
14.28.27	van der Mark	Technical Problem - Turn 10
14.31.51		End Of Session

Fastest Laps Sequence

No.	Rider	Nat	Team	Bike	Local Time	Time	Gap	Avg
1	J. REA	GBR	Kawasaki Racing Team	Kawasaki ZX-10R	13:31'52.830	1'50.233		144,447
25	J. BROOKES	AUS	Milwaukee BMW	BMW S1000 RR	13:31'52.982	1'49.512	-0.721	145,398
60	M. VAN DER MARK	NED	Honda World Superbike Team	Honda CBR1000RR SP	13:32'23.882	1'49.289	-0.223	145,694
1	J. REA	GBR	Kawasaki Racing Team	Kawasaki ZX-10R	13:33'34.952	1'42.122	-7.167	155,919
60	M. VAN DER MARK	NED	Honda World Superbike Team	Honda CBR1000RR SP	13:34'05.741	1'41.859	-0.263	156,322
66	T. SYKES	GBR	Kawasaki Racing Team	Kawasaki ZX-10R	13:37'49.540	1'41.739	-0.120	156,506

These data/results cannot be reproduced, stored and/or transmitted in whole or in part by any manner of electronic, mechanical, photocopying, recording, broadcasting or otherwise now known or herein after developed without the previous express consent by the copyright owner, except for reproduction in daily press and regular printed publications on sale to the public within 60 days of the event related to those data/results and always provided that copyright symbol appears together as follows below.

© DORNA WSBK ORGANIZATION Srl 2016

14/10/2016	Start 13:29	End 14:31	The results are provisional until the end of the time limit for protests and appeals and the completion of the technical checks.
------------	----------------	--------------	--

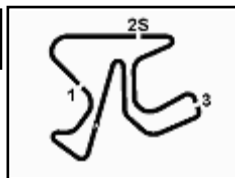
FCR PERDIA TIMING



Official Tyre Supplier



Official Timekeeper



Spanish Round, 14-15-16 October 2016

World Superbike - Best Sector & Speed Free Practice 2nd Session

Jerez 4.423 m

Best Lap		
1	66 T. SYKES	Kawasaki ZX-10R 1'41.739
2	7 C. DAVIES	Ducati Panigale R 1'41.777
3	22 A. LOWES	Yamaha YZF R1 1'41.804
4	60 M. VAN DER MARK	Honda CBR1000RR SP 1'41.859
5	12 X. FORÉS	Ducati Panigale R 1'41.895
6	50 S. GUINTOLI	Yamaha YZF R1 1'41.901
7	69 N. HAYDEN	Honda CBR1000RR SP 1'41.994
8	2 L. CAMIER	MV Austa 1000 F4 1'42.070
9	1 J. REA	Kawasaki ZX-10R 1'42.098
10	34 D. GIUGLIANO	Ducati Panigale R 1'42.343
11	81 J. TORRES	BMW S1000 RR 1'42.478
12	32 L. SAVADORI	Aorilia RSV4 RF 1'42.480
13	21 M. REITERBERGER	BMW S1000 RR 1'42.531
14	13 A. WEST	Kawasaki ZX-10R 1'42.715
15	15 A. DE ANGELIS	Aorilia RSV4 RF 1'42.726
16	25 J. BROOKES	BMW S1000 RR 1'42.926
17	40 R. RAMOS	Kawasaki ZX-10R 1'43.040
18	99 L. SCASSA	Ducati Panigale R 1'43.730
19	4 G. VIZZIELLO	Kawasaki ZX-10R 1'44.074
20	56 P. SEBESTYÉN	Yamaha YZF R1 1'44.558
21	94 M. LUSSIANA	BMW S1000 RR 1'44.769
22	11 S. AL SULAITI	Kawasaki ZX-10R 1'44.953
23	9 D. SCHMITTER	Kawasaki ZX-10R 1'45.324
24	82 K. PESEK	Yamaha YZF R1 1'47.084

Best Sector & Speed		
1	15 A. DE ANGELIS	Aorilia RSV4 RF 274.1
2	1 J. REA	Kawasaki ZX-10R 272.7
3	22 A. LOWES	Yamaha YZF R1 272.0
4	7 C. DAVIES	Ducati Panigale R 272.0
5	32 L. SAVADORI	Aorilia RSV4 RF 271.4
6	60 M. VAN DER MARK	Honda CBR1000RR SP 270.7
7	25 J. BROOKES	BMW S1000 RR 270.0
8	21 M. REITERBERGER	BMW S1000 RR 270.0
9	66 T. SYKES	Kawasaki ZX-10R 270.0
10	40 R. RAMOS	Kawasaki ZX-10R 269.3
11	69 N. HAYDEN	Honda CBR1000RR SP 269.3
12	81 J. TORRES	BMW S1000 RR 268.7
13	12 X. FORÉS	Ducati Panigale R 268.7
14	50 S. GUINTOLI	Yamaha YZF R1 268.0
15	13 A. WEST	Kawasaki ZX-10R 268.0
16	34 D. GIUGLIANO	Ducati Panigale R 266.7
17	11 S. AL SULAITI	Kawasaki ZX-10R 266.0
18	2 L. CAMIER	MV Austa 1000 F4 265.4
19	9 D. SCHMITTER	Kawasaki ZX-10R 264.1
20	99 L. SCASSA	Ducati Panigale R 263.4
21	94 M. LUSSIANA	BMW S1000 RR 262.8
22	56 P. SEBESTYÉN	Yamaha YZF R1 261.5
23	4 G. VIZZIELLO	Kawasaki ZX-10R 261.5
24	82 K. PESEK	Yamaha YZF R1 260.2

Seg. 1			Seg. 2			Seg. 3			Seg. 4		
1	50 S. GUINTOLI	25.315	1	12 X. FORÉS	14.852	1	7 C. DAVIES	30.186	1	7 C. DAVIES	31.073
2	60 M. VAN DER MARK	25.359	2	66 T. SYKES	14.859	2	12 X. FORÉS	30.218	2	66 T. SYKES	31.100
3	66 T. SYKES	25.359	3	60 M. VAN DER MARK	14.874	3	2 L. CAMIER	30.254	3	1 J. REA	31.184
4	22 A. LOWES	25.383	4	50 S. GUINTOLI	14.896	4	34 D. GIUGLIANO	30.269	4	69 N. HAYDEN	31.195
5	81 J. TORRES	25.390	5	7 C. DAVIES	14.900	5	66 T. SYKES	30.286	5	12 X. FORÉS	31.208
6	7 C. DAVIES	25.402	6	22 A. LOWES	14.902	6	1 J. REA	30.295	6	22 A. LOWES	31.209
7	32 L. SAVADORI	25.486	7	1 J. REA	14.919	7	69 N. HAYDEN	30.303	7	2 L. CAMIER	31.224
8	34 D. GIUGLIANO	25.488	8	69 N. HAYDEN	14.926	8	22 A. LOWES	30.310	8	60 M. VAN DER MARK	31.230
9	12 X. FORÉS	25.495	9	15 A. DE ANGELIS	14.960	9	60 M. VAN DER MARK	30.311	9	81 J. TORRES	31.265
10	1 J. REA	25.511	10	21 M. REITERBERGE	14.989	10	50 S. GUINTOLI	30.330	10	21 M. REITERBERGE	31.295
11	69 N. HAYDEN	25.518	11	13 A. WEST	14.998	11	32 L. SAVADORI	30.358	11	50 S. GUINTOLI	31.360
12	2 L. CAMIER	25.520	12	81 J. TORRES	15.003	12	13 A. WEST	30.447	12	15 A. DE ANGELIS	31.375
13	13 A. WEST	25.541	13	25 J. BROOKES	15.010	13	81 J. TORRES	30.482	13	34 D. GIUGLIANO	31.386
14	40 R. RAMOS	25.601	14	40 R. RAMOS	15.039	14	21 M. REITERBERGE	30.539	14	32 L. SAVADORI	31.468
15	21 M. REITERBERGE	25.610	15	2 L. CAMIER	15.040	15	25 J. BROOKES	30.569	15	25 J. BROOKES	31.479
16	15 A. DE ANGELIS	25.617	16	34 D. GIUGLIANO	15.077	16	40 R. RAMOS	30.640	16	13 A. WEST	31.499
17	25 J. BROOKES	25.648	17	32 L. SAVADORI	15.084	17	15 A. DE ANGELIS	30.658	17	40 R. RAMOS	31.509
18	99 L. SCASSA	25.830	18	56 P. SEBESTYÉN	15.151	18	99 L. SCASSA	30.740	18	4 G. VIZZIELLO	31.906
19	4 G. VIZZIELLO	25.931	19	11 S. AL SULAITI	15.157	19	4 G. VIZZIELLO	30.939	19	56 P. SEBESTYÉN	31.923
20	94 M. LUSSIANA	26.038	20	4 G. VIZZIELLO	15.158	20	94 M. LUSSIANA	31.243	20	99 L. SCASSA	31.953
21	56 P. SEBESTYÉN	26.130	21	99 L. SCASSA	15.207	21	11 S. AL SULAITI	31.256	21	11 S. AL SULAITI	32.047
22	9 D. SCHMITTER	26.244	22	9 D. SCHMITTER	15.328	22	9 D. SCHMITTER	31.269	22	94 M. LUSSIANA	32.097
23	11 S. AL SULAITI	26.281	23	94 M. LUSSIANA	15.351	23	56 P. SEBESTYÉN	31.302	23	9 D. SCHMITTER	32.276
24	82 K. PESEK	26.601	24	82 K. PESEK	15.545	24	82 K. PESEK	31.928	24	82 K. PESEK	32.724

14/10/2016

These data/results cannot be reproduced, stored and/or transmitted in whole or in part by any manner of electronic, mechanical, photocopying, recording, broadcasting or otherwise now known or herein after developed without the previous express consent by the copyright owner, except for reproduction in daily press and regular printed publications on sale to the public within 60 days of the event related to those data/results and always provided that copyright symbol appears together as follows below.

© DORNA WSBK ORGANIZATION Srl 2016

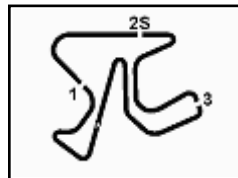
FICR PEROGIA TINING



Official Tyre Supplier



Official Timekeeper



Spanish Round, 14-15-16 October 2016

World Superbike - Ideal Times Free Practice 2nd Session

Jerez 4.423 m

1 / 1

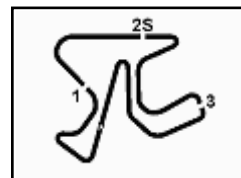
No.	Rider	Nat	Bike	Seg. 1	Seg. 2	Seg. 3	Seg. 4	Ideal Time			
				Diff. 1	Diff. 2	Diff. 3	Diff. 4	Best Lap	Pos.	Diff.	
1	7 C. DAVIES	GBR	Ducati Panigale R	25.402 0.121	14.900 0.095	30.186	31.073	1'41.561	1'41.777	2	0.216
2	66 T. SYKES	GBR	Kawasaki ZX-10R	25.359	14.859	30.286 0.013	31.100 0.122	1'41.604	1'41.739	1	0.135
3	12 X. FORÉS	ESP	Ducati Panigale R	25.495 0.017	14.852 0.028	30.218	31.208 0.077	1'41.773	1'41.895	5	0.122
4	60 M. VAN DER MARK	NED	Honda CBR1000RR SP	25.359	14.874 0.085	30.311	31.230	1'41.774	1'41.859	4	0.085
5	22 A. LOWES	GBR	Yamaha YZF R1	25.383	14.902	30.310	31.209	1'41.804	1'41.804	3	0.000
6	50 S. GUINTOLI	FRA	Yamaha YZF R1	25.315	14.896	30.330	31.360	1'41.901	1'41.901	6	0.000
7	1 J. REA	GBR	Kawasaki ZX-10R	25.511 0.023	14.919 0.066	30.295 0.054	31.184 0.046	1'41.909	1'42.098	9	0.189
8	69 N. HAYDEN	USA	Honda CBR1000RR SP	25.518	14.926 0.052	30.303	31.195	1'41.942	1'41.994	7	0.052
9	2 L. CAMIER	GBR	MV Agusta 1000 F4	25.520	15.040 0.032	30.254	31.224	1'42.038	1'42.070	8	0.032
10	81 J. TORRES	ESP	BMW S1000 RR	25.390 0.097	15.003 0.085	30.482 0.077	31.265 0.079	1'42.140	1'42.478	11	0.338
11	34 D. GIUGLIANO	ITA	Ducati Panigale R	25.488	15.077	30.269	31.386 0.123	1'42.220	1'42.343	10	0.123
12	32 L. SAVADORI	ITA	Aprilia RSV4 RF	25.486 0.047	15.084	30.358	31.468 0.037	1'42.396	1'42.480	12	0.084
13	21 M. REITERBERGER	GER	BMW S1000 RR	25.610 0.027	14.989 0.071	30.539	31.295	1'42.433	1'42.531	13	0.098
14	13 A. WEST	AUS	Kawasaki ZX-10R	25.541	14.998 0.131	30.447 0.099	31.499	1'42.485	1'42.715	14	0.230
15	15 A. DE ANGELIS	RSM	Aprilia RSV4 RF	25.617	14.960 0.033	30.658	31.375 0.083	1'42.610	1'42.726	15	0.116
16	25 J. BROOKES	AUS	BMW S1000 RR	25.648	15.010 0.080	30.569 0.140	31.479	1'42.706	1'42.926	16	0.220
17	40 R. RAMOS	ESP	Kawasaki ZX-10R	25.601	15.039 0.053	30.640 0.112	31.509 0.086	1'42.789	1'43.040	17	0.251
18	99 L. SCASSA	ITA	Ducati Panigale R	25.830	15.207	30.740	31.953	1'43.730	1'43.730	18	0.000
19	4 G. VIZZIELLO	ITA	Kawasaki ZX-10R	25.931	15.158	30.939 0.091	31.906 0.049	1'43.934	1'44.074	19	0.140
20	56 P. SEBESTYÉN	HUN	Yamaha YZF R1	26.130 0.009	15.151 0.043	31.302	31.923	1'44.506	1'44.558	20	0.052
21	94 M. LUSSIANA	FRA	BMW S1000 RR	26.038	15.351	31.243 0.040	32.097	1'44.729	1'44.769	21	0.040
22	11 S. AL SULAITI	QAT	Kawasaki ZX-10R	26.281 0.073	15.157	31.256 0.139	32.047	1'44.741	1'44.953	22	0.212
23	9 D. SCHMITTER	SUI	Kawasaki ZX-10R	26.244	15.328 0.054	31.269 0.078	32.276 0.075	1'45.117	1'45.324	23	0.207
24	82 K. PESEK	CZE	Yamaha YZF R1	26.601 0.013	15.545 0.009	31.928 0.144	32.724 0.120	1'46.798	1'47.084	24	0.286
Overall Ideal Time				25.315	14.852	30.186	31.073	1'41.426			

14/10/2016

These data/results cannot be reproduced, stored and/or transmitted in whole or in part by any manner of electronic, mechanical, photocopying, recording, broadcasting or otherwise now known or herein after developed without the previous express consent by the copyright owner, except for reproduction in daily press and regular printed publications on sale to the public within 60 days of the event related to those data/results and always provided that copyright symbol appears together as follows below.
© DORNA WSBK ORGANIZATION Srl 2016

PIRELLI PERDOLA TUNING





Spanish Round, 14-15-16 October 2016

World Superbike - Chronological Analysis Free Practice 2nd Session

Jerez 4.423 m

4 / 5

14	25.830	15.207	30.740	31.953	1'43.730	262.1	14:26'52.378
15	25.964	15.220	31.175	32.219	1'44.578	263.4	14:28'36.956
16	25.910	15.207	31.034	32.086	1'44.237	262.1	14:30'21.193

20	26.196	15.491	31.504	34.127	1'47.318	254.7	14:25'44.429
21	32.065	20.360	45.906	37.222	2'15.553	160.0	14:27'59.982
22	26.381	15.455	31.291	32.318	1'45.445	259.0	14:29'45.427
23	26.049	15.407	31.490	32.372	1'45.318	255.9	14:31'30.745

19° 4 G. VIZZIELLO (1'44.074)

Lap	Seq. 1	Seq. 2	Seq. 3	Seq. 4	Lap Time	km/h	Local Time
1	32.079	15.717	31.803	33.275	1'52.874 P	258.4	13:30'05.515
2	35.329	17.062	32.793	1'52.376	3'17.560 P	251.2	13:35'15.949
3	31.324	15.302	30.977	31.906	1'49.509 P	261.5	13:37'05.458
4	26.065	15.170	30.939	32.031	1'44.205	261.5	13:38'49.663
5	32.148	18.144	37.150	8'48.423	10'15.865 P	216.9	13:49'05.528
6	30.510	15.620	36.193	33.598	1'55.921 P	257.1	13:51'01.449
7	26.101	15.314	31.008	32.313	1'44.736	256.5	13:52'46.185
8	31.244	19.296	36.392	5'10.725	6'37.657 P	162.7	13:59'23.842
9	47.765	22.066	36.439	34.721	2'20.991 P	173.1	14:01'44.833
10	25.931	15.158	31.030	31.955	1'44.074	258.4	14:03'28.907
11	29.928	18.462	35.136	7'19.507	8'43.033 P	226.4	14:12'11.940
12	31.185	19.368	33.168	32.129	1'55.850 P	156.1	14:14'07.790
13	28.399	16.657	33.740	32.279	1'51.075	244.9	14:15'58.865
14	26.140	15.379	31.142	31.981	1'44.642	257.8	14:17'43.507
15	29.756	17.737	34.481	6'00.423	7'22.397 P	190.1	14:25'05.904
16	32.518	16.457	38.256	33.290	2'00.521 P	185.6	14:27'06.425
17	26.012	15.339	31.278	31.974	1'44.603	257.1	14:28'51.028
18	33.166	16.304	33.757	32.259	1'55.486	244.3	14:30'46.514

22° 11 S. AL SULAITI (1'44.953)

Lap	Seq. 1	Seq. 2	Seq. 3	Seq. 4	Lap Time	km/h	Local Time
1	33.214	15.761	31.681	32.202	1'52.858 P	262.1	13:32'15.307
2	26.397	15.394	31.284	32.704	1'45.779	263.4	13:34'01.086
3	26.558	15.511	31.783	32.490	1'46.342	260.2	13:35'47.428
4	26.365	15.266	31.256	32.477	1'45.364	266.0	13:37'32.792
5	26.436	15.387	31.578	32.452	1'45.853	259.6	13:39'18.645
6	36.511	16.156	32.642	8'12.036	9'37.345 P	255.3	13:48'55.990
7	32.481	15.288	32.047	32.212	1'52.028 P	260.9	13:50'48.018
8	26.281	15.431	31.462	32.262	1'45.436	259.6	13:52'33.454
9	26.826	15.255	31.289	32.163	1'45.172	262.1	13:54'18.626
10	26.281	15.414	31.549	32.770	1'46.014	259.0	13:56'04.640
11	26.521	15.407	31.464	32.205	1'45.597	261.5	13:57'50.377
12	28.160	16.292	32.859	12'54.521	14'11.832 P	256.5	14:12'02.069
13	32.917	15.322	31.651	32.632	1'52.522 P	261.5	14:13'54.591
14	26.307	15.217	31.429	32.204	1'45.157	261.5	14:15'39.748
15	26.426	15.236	31.453	32.226	1'45.341	262.8	14:17'25.089
16	26.601	15.229	31.267	32.090	1'45.187	259.6	14:19'10.276
17	26.354	15.157	31.395	32.047	1'44.953	262.8	14:20'55.229
18	35.304	18.229	31.538	32.124	1'57.195	254.1	14:22'52.424
19	26.470	15.333	36.988	33.601	1'52.392	261.5	14:24'44.816
20	26.567	17.570	39.585	32.627	1'56.349	172.2	14:26'41.165
21	28.880	21.742	35.562	34.346	2'00.530	220.9	14:28'41.695
22	30.202	18.236	32.317	33.322	1'54.077	249.4	14:30'35.772

20° 56 P. SEBESTYÉN (1'44.558)

Lap	Seq. 1	Seq. 2	Seq. 3	Seq. 4	Lap Time	km/h	Local Time
1	32.951	16.051	32.420	32.624	1'54.046 P	256.5	13:32'03.754
2	26.540	15.513	31.518	32.362	1'45.933	261.5	13:33'49.687
3	26.603	15.333	31.449	32.707	1'46.092	259.6	13:35'35.779
4	26.575	15.216	32.072	45.937	1'59.800	260.2	13:37'35.579
5	26.433	15.332	31.684	32.471	1'45.920	255.9	13:39'21.499
6	34.803	17.814	35.999	32.473	2'01.089	209.7	13:41'22.588
7	26.399	15.355	31.694	32.383	1'45.831	255.9	13:43'08.419
8	26.449	15.347	31.770	32.569	1'46.135	254.7	13:44'54.554
9	26.538	15.393	33.228	9'03.139	10'18.298 P	255.3	13:55'12.852
10	39.056	18.016	36.039	35.042	2'08.153 P	146.3	13:57'21.005
11	26.578	15.420	31.686	32.563	1'46.247	254.7	13:59'07.252
12	26.354	15.428	31.775	32.443	1'46.000	255.3	14:00'53.252
13	26.357	15.391	31.774	32.557	1'46.079	255.3	14:02'39.331
14	35.357	24.080	46.910	37.206	2'23.553	189.1	14:05'02.884
15	26.583	15.364	31.722	32.309	1'45.978	256.5	14:06'48.862
16	26.393	15.395	31.724	32.366	1'45.878	255.3	14:08'34.740
17	28.087	16.930	33.421	10'40.751	11'59.189 P	189.1	14:20'33.929
18	45.742	20.312	41.840	32.382	2'20.276 P	252.9	14:22'54.205
19	26.130	15.151	36.875	35.457	1'53.613	259.6	14:24'47.818
20	26.165	15.177	31.347	32.068	1'44.757	257.8	14:26'32.575
21	36.150	25.249	31.880	31.988	2'05.267	217.7	14:28'37.842
22	26.139	15.194	31.302	31.923	1'44.558	258.4	14:30'22.400

23° 9 D. SCHMITTER (1'45.324)

Lap	Seq. 1	Seq. 2	Seq. 3	Seq. 4	Lap Time	km/h	Local Time
1	32.007	15.367	32.542	32.820	1'52.736 P	263.4	13:31'56.805
2	26.620	15.435	31.712	32.774	1'46.541	264.1	13:33'43.346
3	26.644	15.466	31.755	32.378	1'46.233	259.0	13:35'29.579
4	26.468	15.431	31.568	32.560	1'46.027	260.9	13:37'15.606
5	26.641	15.443	31.882	32.443	1'46.409	260.2	13:39'02.015
6	26.390	15.466	31.488	32.490	1'45.834	259.6	13:40'47.849
7	29.236	16.054	35.669	4'13.561	5'34.520 P	255.9	13:46'22.369
8	36.866	16.229	32.262	32.850	1'58.207 P	258.4	13:48'20.576
9	26.353	15.470	31.481	32.436	1'45.740	257.1	13:50'06.316
10	26.361	15.387	31.579	32.374	1'45.701	260.2	13:51'52.017
11	26.364	15.413	31.440	32.649	1'45.866	259.0	13:53'37.883
12	26.407	15.482	31.189	32.516	1'45.849	258.4	13:55'23.732
13	26.586	16.897	38.155	7'20.632	8'42.270 P	223.6	14:04'06.002
14	33.723	16.340	36.763	32.595	1'59.421 P	248.3	14:06'05.423
15	26.405	15.408	31.638	32.340	1'45.911	257.8	14:07'51.214
16	26.334	15.372	31.290	32.377	1'45.373	259.6	14:09'36.587
17	28.223	15.393	31.489	32.340	1'47.445	260.9	14:11'24.032
18	26.358	15.429	31.512	32.524	1'45.823	260.2	14:13'09.855
19	26.272	15.680	31.384	32.341	1'45.677	260.9	14:14'55.532
20	26.334	15.328	31.532	32.276	1'45.470	261.5	14:16'41.002
21	26.244	15.382	31.347	32.351	1'45.324	262.1	14:18'26.326
22	26.261	15.425	31.269	32.380	1'45.335	260.9	14:20'11.661
23	26.294	15.378	31.436	32.279	1'45.387	260.2	14:21'57.048
24	26.377	15.389	31.313	32.422	1'45.501	259.0	14:23'42.549
25	26.304	15.598	31.485	32.355	1'45.742	253.5	14:25'28.291

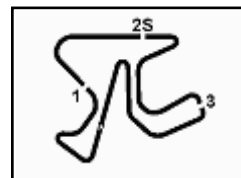
24° 82 K. PESEK (1'47.084)

Lap	Seq. 1	Seq. 2	Seq. 3	Seq. 4	Lap Time	km/h	Local Time
1	33.861	16.648	34.281	33.731	1'58.521 P	254.1	13:32'25.116
2	27.315	16.011	32.489	33.064	1'48.879	258.4	13:34'13.995
3	26.741	15.647	32.474	32.749	1'47.611	260.2	13:36'01.606
4	26.653	15.545	35.304	32.902	1'50.404	259.0	13:37'52.010
5	26.817	15.761	32.218	32.759	1'47.555	260.2	13:39'39.565
6	26.972	15.952	32.624	8'50.044	10'05.592 P	254.7	13:49'45.157
7	40.622	16.294	33.115	33.405	2'03.436 P	255.3	13:51'48.593
8	26.946	15.746	32.146	32.863	1'47.701	257.1	13:53'36.294
9	26.601	15.678	32.028	32.932	1'47.239	255.9	13:55'23.533
10	27.214	15.731	32.372	9'29.161	10'44.478 P	257.1	14:06'08.011
11	36.250	16.423	33.149	33.125	1'58.947 P	251.2	14:08'06.958

P = Pits In/Out - C = Lap-Time Cancelled

These data/results cannot be reproduced, stored and/or transmitted in whole or in part by any manner of electronic, mechanical, photocopying, recording, broadcasting or otherwise now known or herein after developed without the previous express consent by the copyright owner, except for reproduction in daily press and regular printed publications on sale to the public within 60 days of the event related to those data/results and always provided that copyright symbol appears together as follows below.

© DORNA WSBK ORGANIZATION Srl 2016



Jerez 4.423 m

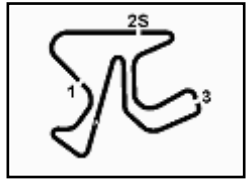
5 / 5

12	26.764	15.646	32.157	32.797	1'47.364	259.0	14:09'54.322
13	26.614	15.554	32.072	32.844	1'47.084	257.1	14:11'41.406
14	28.649	18.184	34.359	33.096	1'54.288	159.3	14:13'35.694
15	26.721	16.325	32.700	7'42.677	8'58.423 P	243.2	14:22'34.117
16	38.786	17.551	43.127	35.360	2'14.824 P	185.9	14:24'48.941
17	26.951	15.691	32.047	32.835	1'47.524	256.5	14:26'36.465
18	26.898	15.634	31.928	32.724	1'47.184	257.1	14:28'23.649

P = Pits In/Out - C = Lap-Time Cancelled

These data/results cannot be reproduced, stored and/or transmitted in whole or in part by any manner of electronic, mechanical, photocopying, recording, broadcasting or otherwise now known or herein after developed without the previous express consent by the copyright owner, except for reproduction in daily press and regular printed publications on sale to the public within 60 days of the event related to those data/results and always provided that copyright symbol appears together as follows below.

© DORNA WSBK ORGANIZATION Srl 2016

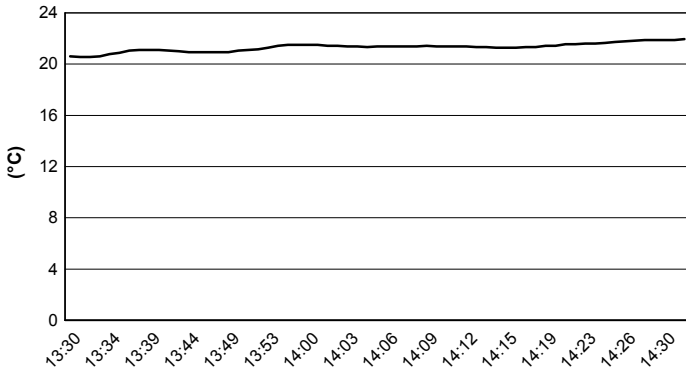


Jerez 4.423 m

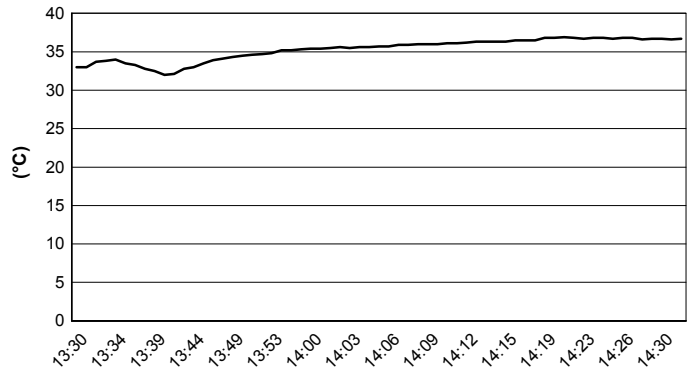
Spanish Round, 14-15-16 October 2016 World Superbike - Weather Report Free Practice 2nd Session

Session started 13:29 Session ended 14:31

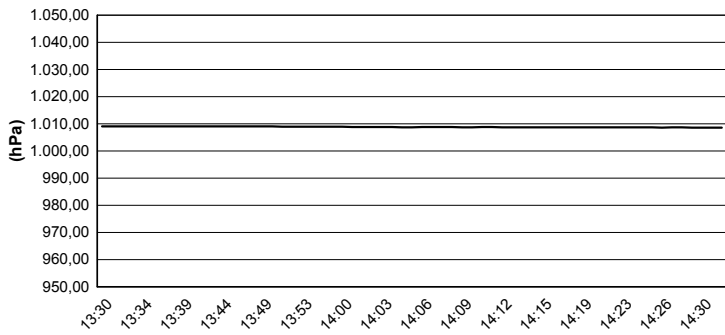
Air Temperature



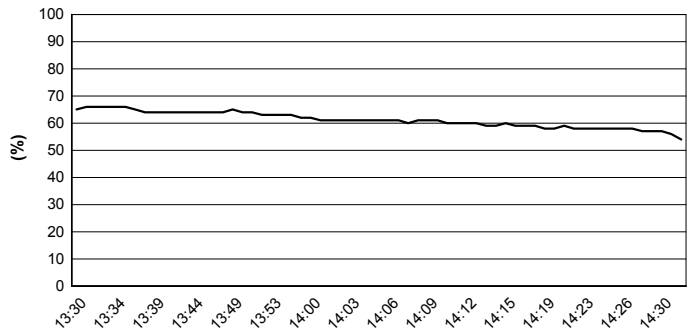
Track Temperature



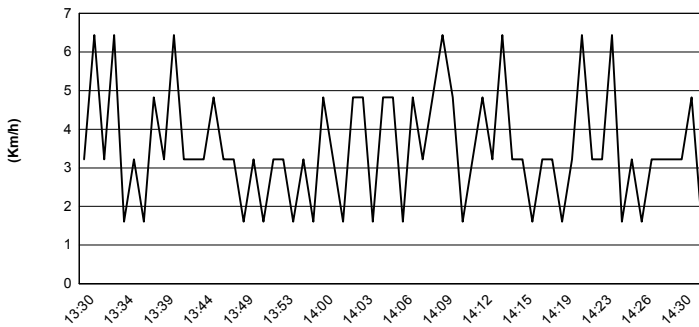
Air Pressure



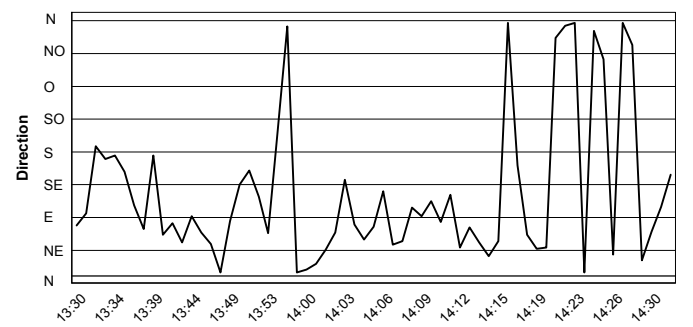
Humidity



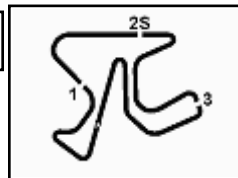
Wind Speed



Wind Direction



These data/results cannot be reproduced, stored and/or transmitted in whole or in part by any manner of electronic, mechanical, photocopying, recording, broadcasting or otherwise now known or herein after developed without the previous express consent by the copyright owner, except for reproduction in daily press and regular printed publications on sale to the public within 60 days of the event related to those data/results and always provided that copyright symbol appears together as follows below.
© DORNA WSBK ORGANIZATION Srl 2016



Jerez 4.423 m

Spanish Round, 14-15-16 October 2016
World Superbike - Superpoles Entry List
Superpole 1

FPs Pos	No. Rider	Nat	Team	Bike	Time
11	81 J. TORRES	ESP	Althea BMW Racing Team	BMW S1000 RR	1'42.356
12	32 L. SAVADORI	ITA	IodaRacing Team	Aprilia RSV4 RF	1'42.480
13	21 M. REITERBERGER	GER	Althea BMW Racing Team	BMW S1000 RR	1'42.531
14	13 A. WEST	AUS	Pedercini Racing	Kawasaki ZX-10R	1'42.715
15	15 A. DE ANGELIS	RSM	IodaRacing Team	Aprilia RSV4 RF	1'42.726
16	25 J. BROOKES	AUS	Milwaukee BMW	BMW S1000 RR	1'42.926
17	40 R. RAMOS	ESP	Team GoEleven	Kawasaki ZX-10R	1'43.022
18	99 L. SCASSA	ITA	VFT Racing	Ducati Panigale R	1'43.730
19	4 G. VIZZIELLO	ITA	Grillini Racing Team	Kawasaki ZX-10R	1'44.074
20	56 P. SEBESTYÉN	HUN	Team Tóth	Yamaha YZF R1	1'44.558
21	94 M. LUSSIANA	FRA	Team ASPI	BMW S1000 RR	1'44.769
22	11 S. AL SULAITI	QAT	Pedercini Racing	Kawasaki ZX-10R	1'44.953
23	9 D. SCHMITTER	SUI	Grillini Racing Team	Kawasaki ZX-10R	1'45.324
24	82 K. PESEK	CZE	Team Tóth	Yamaha YZF R1	1'47.084

Superpole 2

FPs Pos	No. Rider	Nat	Team	Bike	Time
1	66 T. SYKES	GBR	Kawasaki Racing Team	Kawasaki ZX-10R	1'41.739
2	7 C. DAVIES	GBR	Aruba.it Racing - Ducati	Ducati Panigale R	1'41.777
3	22 A. LOWES	GBR	Pata Yamaha Official WorldSBK Team	Yamaha YZF R1	1'41.804
4	60 M. VAN DER MARK	NED	Honda World Superbike Team	Honda CBR1000RR SP	1'41.859
5	12 X. FORÉS	ESP	Barni Racing Team	Ducati Panigale R	1'41.895
6	50 S. GUINTOLI	FRA	Pata Yamaha Official WorldSBK Team	Yamaha YZF R1	1'41.901
7	69 N. HAYDEN	USA	Honda World Superbike Team	Honda CBR1000RR SP	1'41.994
8	2 L. CAMIER	GBR	MV Agusta Reparto Corse	MV Agusta 1000 F4	1'42.070
9	1 J. REA	GBR	Kawasaki Racing Team	Kawasaki ZX-10R	1'42.098
10	34 D. GIUGLIANO	ITA	Aruba.it Racing - Ducati	Ducati Panigale R	1'42.343

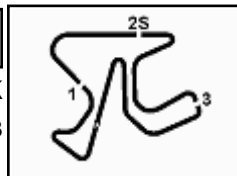
 *
 *

* These positions are assigned to the 1st and 2nd rider classified in Superpole 1

14/10/2016 1:

These data/results cannot be reproduced, stored and/or transmitted in whole or in part by any manner of electronic, mechanical, photocopying, recording, broadcasting or otherwise now known or herein after developed without the previous express consent by the copyright owner, except for reproduction in daily press and regular printed publications on sale to the public within 60 days of the event related to those data/results and always provided that copyright symbol appears together as follows below.

© DORNA WSBK ORGANIZATION Srl 2016



Jerez 4.423 m

Spanish Round, 14-15-16 October 2016

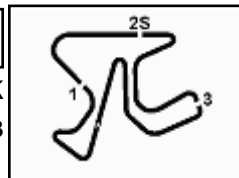
World Superbike - Best Laps & Speeds

1 / 2

No.	Rider		Best Lap	FP1		FP2	
	Nat	Bike		laps	speed	laps	speed
1	66	T. SYKES	1'41.739	1'42.775	1'41.739		
	GBR	Kawasaki ZX-10R	45 270	23 268	22 270		
2	7	C. DAVIES	1'41.777	1'42.243	1'41.777		
	GBR	Ducati Panigale R	48 272	25 269	23 272		
3	22	A. LOWES	1'41.804	1'42.366	1'41.804		
	GBR	Yamaha YZF R1	47 272	23 268	24 272		
4	60	M. VAN DER MARK	1'41.859	1'42.455	1'41.859		
	NED	Honda CBR1000RR SP	46 271	23 269	23 271		
5	12	X. FORÉS	1'41.895	1'42.008	1'41.895		
	ESP	Ducati Panigale R	44 269	24 269	20 269		
6	50	S. GUINTOLI	1'41.901	1'43.134	1'41.901		
	FRA	Yamaha YZF R1	33 269	11 269	22 268		
7	69	N. HAYDEN	1'41.994	1'42.073	1'41.994		
	USA	Honda CBR1000RR SP	46 269	23 268	23 269		
8	2	L. CAMIER	1'42.070	1'42.488	1'42.070		
	GBR	MV Agusta 1000 F4	26 265	21 265	5 265		
9	1	J. REA	1'42.098	1'42.457	1'42.098		
	GBR	Kawasaki ZX-10R	42 273	21 271	21 273		
10	34	D. GIUGLIANO	1'42.343	1'43.126	1'42.343		
	ITA	Ducati Panigale R	39 267	22 265	17 267		
11	81	J. TORRES	1'42.356	1'42.356	1'42.478		
	ESP	BMW S1000 RR	47 271	24 271	23 269		
12	32	L. SAVADORI	1'42.480	1'43.140	1'42.480		
	ITA	Aprilia RSV4 RF	48 271	24 270	24 271		
13	21	M. REITERBERGER	1'42.531	1'42.920	1'42.531		
	GER	BMW S1000 RR	40 270	19 266	21 270		
14	13	A. WEST	1'42.715	1'42.724	1'42.715		
	AUS	Kawasaki ZX-10R	44 268	21 268	23 268		
15	15	A. DE ANGELIS	1'42.726	1'42.978	1'42.726		
	RSM	Aprilia RSV4 RF	43 274	20 271	23 274		
16	25	J. BROOKES	1'42.926	1'43.788	1'42.926		
	AUS	BMW S1000 RR	45 271	22 271	23 270		
17	40	R. RAMOS	1'43.022	1'43.022	1'43.040		
	ESP	Kawasaki ZX-10R	41 269	20 269	21 269		
18	99	L. SCASSA	1'43.730	1'44.573	1'43.730		
	ITA	Ducati Panigale R	33 263	17 262	16 263		
19	4	G. VIZZIELLO	1'44.074	1'44.706	1'44.074		
	ITA	Kawasaki ZX-10R	38 262	20 260	18 262		
20	56	P. SEBESTYÉN	1'44.558	1'46.109	1'44.558		
	HUN	Yamaha YZF R1	44 262	22 259	22 262		

These data/results cannot be reproduced, stored and/or transmitted in whole or in part by any manner of electronic, mechanical, photocopying, recording, broadcasting or otherwise now known or herein after developed without the previous express consent by the copyright owner, except for reproduction in daily press and regular printed publications on sale to the public within 60 days of the event related to those data/results and always provided that copyright symbol appears together as follows below.

© DORNA WSBK ORGANIZATION Srl 2016



Jerez 4.423 m

Spanish Round, 14-15-16 October 2016

World Superbike - Best Laps & Speeds

2 / 2

No.	Rider		Best Lap		FP1		FP2	
	Nat	Bike	laps	speed	laps	speed	laps	speed
21	94 M. LUSSIANA		1'44.769		1'45.564		1'44.769	
	FRA	BMW S1000 RR	43	263	20	262	23	263
22	11 S. AL SULAITI		1'44.953		1'45.662		1'44.953	
	QAT	Kawasaki ZX-10R	41	266	19	262	22	266
23	9 D. SCHMITTER		1'45.324		1'46.363		1'45.324	
	SUI	Kawasaki ZX-10R	49	267	24	267	25	264
24	82 K. PESEK		1'47.084		1'48.426		1'47.084	
	CZE	Yamaha YZF R1	36	261	18	261	18	260

14/10/2016

These data/results cannot be reproduced, stored and/or transmitted in whole or in part by any manner of electronic, mechanical, photocopying, recording, broadcasting or otherwise now known or herein after developed without the previous express consent by the copyright owner, except for reproduction in daily press and regular printed publications on sale to the public within 60 days of the event related to those data/results and always provided that copyright symbol appears together as follows below.

© DORNA WSBK ORGANIZATION Srl 2016

FICR PERUGIA TIMING

