

Spanish Round, 14-15-16 October 2016

World Superbike - Results Free Practice 3rd Session

Jerez 4.423 m

1 / 2

No.	Rider	Nat	Team	Bike	Time	Gap	Rel.	Laps	Speed	
									Avg	Max
1	7 C. DAVIES	GBR	Aruba.it Racing - Ducati	Ducati Panigale R	1'41.695			9	156,574	272,0
2	66 T. SYKES	GBR	Kawasaki Racing Team	Kawasaki ZX-10R	1'41.696	0.001	0.001	8	156,573	271,4
3	69 N. HAYDEN	USA	Honda World Superbike Team	Honda CBR1000RR SP	1'41.819	0.124	0.123	9	156,383	274,8
4	1 J. REA	GBR	Kawasaki Racing Team	Kawasaki ZX-10R	1'42.036	0.341	0.217	9	156,051	276,9
5	34 D. GIUGLIANO	ITA	Aruba.it Racing - Ducati	Ducati Panigale R	1'42.068	0.373	0.032	8	156,002	268,0
6	50 S. GUINTOLI	FRA	Pata Yamaha Official WorldSBK Team	Yamaha YZF R1	1'42.149	0.454	0.081	9	155,878	274,8
7	12 X. FORÉS	ESP	Barni Racing Team	Ducati Panigale R	1'42.168	0.473	0.019	9	155,849	272,0
8	81 J. TORRES	ESP	Althea BMW Racing Team	BMW S1000 RR	1'42.185	0.490	0.017	9	155,823	271,4
9	22 A. LOWES	GBR	Pata Yamaha Official WorldSBK Team	Yamaha YZF R1	1'42.193	0.498	0.008	9	155,811	272,7
10	2 L. CAMIER	GBR	MV Agusta Reparto Corse	MV Agusta 1000 F4	1'42.505	0.810	0.312	7	155,337	267,3
11	60 M. VAN DER MARK	NED	Honda World Superbike Team	Honda CBR1000RR SP	1'42.538	0.843	0.033	9	155,287	274,8
12	21 M. REITERBERGER	GER	Althea BMW Racing Team	BMW S1000 RR	1'42.678	0.983	0.140	9	155,075	270,7
13	13 A. WEST	AUS	Pedercini Racing	Kawasaki ZX-10R	1'42.971	1.276	0.293	9	154,634	268,7
14	32 L. SAVADORI	ITA	IodaRacing Team	Aprilia RSV4 RF	1'42.996	1.301	0.025	9	154,596	270,7
15	15 A. DE ANGELIS	RSM	IodaRacing Team	Aprilia RSV4 RF	1'43.124	1.429	0.128	9	154,404	276,2
16	25 J. BROOKES	AUS	Milwaukee BMW	BMW S1000 RR	1'43.157	1.462	0.033	9	154,355	272,0
17	40 R. RAMOS	ESP	Team GoEleven	Kawasaki ZX-10R	1'43.593	1.898	0.436	7	153,705	274,1
18	99 L. SCASSA	ITA	VFT Racing	Ducati Panigale R	1'44.296	2.601	0.703	9	152,669	267,3
19	4 G. VIZZIELLO	ITA	Grillini Racing Team	Kawasaki ZX-10R	1'44.344	2.649	0.048	7	152,599	266,7
20	56 P. SEBESTYÉN	HUN	Team Tóth	Yamaha YZF R1	1'44.833	3.138	0.489	9	151,887	264,7
21	9 D. SCHMITTER	SUI	Grillini Racing Team	Kawasaki ZX-10R	1'45.284	3.589	0.451	7	151,237	262,8
22	11 S. AL SULAITI	QAT	Pedercini Racing	Kawasaki ZX-10R	1'45.361	3.666	0.077	8	151,126	267,3
23	94 M. LUSSIANA	FRA	Team ASP1	BMW S1000 RR	1'45.775	4.080	0.414	5	150,535	264,1
24	82 K. PESEK	CZE	Team Tóth	Yamaha YZF R1	1'46.420	4.725	0.645	9	149,622	265,4

AIR	Humidity:	86%	Temp:	12°C
TRACK	Condition:	Dry	Temp:	16°C

Records	Pole (SP2)	2015 T.Sykes	1'40.292	158,760	Km/h
	Race (RACE1)	2015 J.Rea	1'41.136	157,440	Km/h
	Circuit (SP2)	2015 T.Sykes	1'40.292	158,760	Km/h

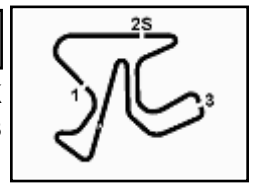
These data/results cannot be reproduced, stored and/or transmitted in whole or in part by any manner of electronic, mechanical, photocopying, recording, broadcasting or otherwise now known or herein after developed without the previous express consent by the copyright owner, except for reproduction in daily press and regular printed publications on sale to the public within 60 days of the event related to those data/results and always provided that copyright symbol appears together as follows below.

© DORNA WSBK ORGANIZATION Srl 2016

Start	End	The results are provisional until the end of the time limit for protests and appeals
15/10/2016 08:45	09:04	and the completion of the technical checks.

FCR PERIODIC TIMING





Spanish Round, 14-15-16 October 2016
World Superbike - Results Free Practice 3rd Session

Session Highlights

08.45.02 Start
 09.04.28 End Of Session

Fastest Laps Sequence

No.	Rider	Nat	Team	Bike	Local Time	Time	Gap	Avg
9	D. SCHMITTER	SUI	Grillini Racing Team	Kawasaki ZX-10R	08:47'00.697	1'54.734		138,780
60	M. VAN DER MARK	NED	Honda World Superbike Team	Honda CBR1000RR SP	08:47'09.304	1'53.602	-1.132	140,163
1	J. REA	GBR	Kawasaki Racing Team	Kawasaki ZX-10R	08:47'11.411	1'51.438	-2.164	142,885
9	D. SCHMITTER	SUI	Grillini Racing Team	Kawasaki ZX-10R	08:48'46.379	1'45.682	-5.756	150,667
25	J. BROOKES	AUS	Milwaukee BMW	BMW S1000 RR	08:48'48.926	1'45.235	-0.447	151,307
69	N. HAYDEN	USA	Honda World Superbike Team	Honda CBR1000RR SP	08:48'52.503	1'44.681	-0.554	152,108
60	M. VAN DER MARK	NED	Honda World Superbike Team	Honda CBR1000RR SP	08:48'52.931	1'43.627	-1.054	153,655
12	X. FORÉS	ESP	Barni Racing Team	Ducati Panigale R	08:48'53.326	1'42.990	-0.637	154,605
1	J. REA	GBR	Kawasaki Racing Team	Kawasaki ZX-10R	08:48'53.638	1'42.227	-0.763	155,759
22	A. LOWES	GBR	Pata Yamaha Official WorldSBK Team	Yamaha YZF R1	08:50'41.175	1'42.193	-0.034	155,811
7	C. DAVIES	GBR	Aruba.it Racing - Ducati	Ducati Panigale R	08:51'04.567	1'41.695	-0.498	156,574

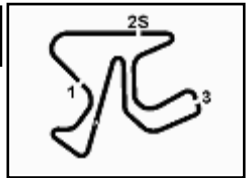
These data/results cannot be reproduced, stored and/or transmitted in whole or in part by any manner of electronic, mechanical, photocopying, recording, broadcasting or otherwise now known or herein after developed without the previous express consent by the copyright owner, except for reproduction in daily press and regular printed publications on sale to the public within 60 days of the event related to those data/results and always provided that copyright symbol appears together as follows below.

© DORNA WSBK ORGANIZATION Srl 2016

Start	End	The results are provisional until the end of the time limit for protests and appeals and the completion of the technical checks.
15/10/2016 08:45	09:04	

FICR PERODIA TIMING





Spanish Round, 14-15-16 October 2016 World Superbike - Best Sector & Speed Free Practice 3rd Session

Jerez 4.423 m

Best Lap

1	7 C. DAVIES	Ducati Panigale R	1'41.695
2	66 T. SYKES	Kawasaki ZX-10R	1'41.696
3	69 N. HAYDEN	Honda CBR1000RR SP	1'41.819
4	1 J. REA	Kawasaki ZX-10R	1'42.036
5	34 D. GIUGLIANO	Ducati Panigale R	1'42.068
6	50 S. GUINTOLI	Yamaha YZF R1	1'42.149
7	12 X. FORÉS	Ducati Panigale R	1'42.168
8	81 J. TORRES	BMW S1000 RR	1'42.185
9	22 A. LOWES	Yamaha YZF R1	1'42.193
10	2 L. CAMIER	MV Agusta 1000 F4	1'42.505
11	60 M. VAN DER MARK	Honda CBR1000RR SP	1'42.538
12	21 M. REITERBERGER	BMW S1000 RR	1'42.678
13	13 A. WEST	Kawasaki ZX-10R	1'42.971
14	32 L. SAVADORI	Aprilia RSV4 RF	1'42.996
15	15 A. DE ANGELIS	Aprilia RSV4 RF	1'43.124
16	25 J. BROOKES	BMW S1000 RR	1'43.157
17	40 R. RAMOS	Kawasaki ZX-10R	1'43.593
18	99 L. SCASSA	Ducati Panigale R	1'44.296
19	4 G. VIZZIELLO	Kawasaki ZX-10R	1'44.344
20	56 P. SEBESTYÉN	Yamaha YZF R1	1'44.833
21	9 D. SCHMITTER	Kawasaki ZX-10R	1'45.284
22	11 S. AL SULAITI	Kawasaki ZX-10R	1'45.361
23	94 M. LUSSIANA	BMW S1000 RR	1'45.775
24	82 K. PESEK	Yamaha YZF R1	1'46.420

Best Sector & Speed

1	1 J. REA	Kawasaki ZX-10R	276.9
2	15 A. DE ANGELIS	Aprilia RSV4 RF	276.2
3	50 S. GUINTOLI	Yamaha YZF R1	274.8
4	69 N. HAYDEN	Honda CBR1000RR SP	274.8
5	60 M. VAN DER MARK	Honda CBR1000RR SP	274.8
6	40 R. RAMOS	Kawasaki ZX-10R	274.1
7	22 A. LOWES	Yamaha YZF R1	272.7
8	12 X. FORÉS	Ducati Panigale R	272.0
9	7 C. DAVIES	Ducati Panigale R	272.0
10	25 J. BROOKES	BMW S1000 RR	272.0
11	66 T. SYKES	Kawasaki ZX-10R	271.4
12	81 J. TORRES	BMW S1000 RR	271.4
13	21 M. REITERBERGER	BMW S1000 RR	270.7
14	32 L. SAVADORI	Aprilia RSV4 RF	270.7
15	13 A. WEST	Kawasaki ZX-10R	268.7
16	34 D. GIUGLIANO	Ducati Panigale R	268.0
17	2 L. CAMIER	MV Agusta 1000 F4	267.3
18	99 L. SCASSA	Ducati Panigale R	267.3
19	11 S. AL SULAITI	Kawasaki ZX-10R	267.3
20	4 G. VIZZIELLO	Kawasaki ZX-10R	266.7
21	82 K. PESEK	Yamaha YZF R1	265.4
22	56 P. SEBESTYÉN	Yamaha YZF R1	264.7
23	94 M. LUSSIANA	BMW S1000 RR	264.1
24	9 D. SCHMITTER	Kawasaki ZX-10R	262.8

Seg. 1

1	66 T. SYKES	25.322
2	7 C. DAVIES	25.357
3	81 J. TORRES	25.359
4	34 D. GIUGLIANO	25.382
5	22 A. LOWES	25.433
6	1 J. REA	25.438
7	69 N. HAYDEN	25.472
8	2 L. CAMIER	25.478
9	50 S. GUINTOLI	25.517
10	12 X. FORÉS	25.520
11	15 A. DE ANGELIS	25.594
12	60 M. VAN DER MARK	25.598
13	21 M. REITERBERGE	25.610
14	25 J. BROOKES	25.641
15	13 A. WEST	25.660
16	32 L. SAVADORI	25.665
17	40 R. RAMOS	25.799
18	99 L. SCASSA	25.870
19	4 G. VIZZIELLO	25.963
20	94 M. LUSSIANA	26.123
21	56 P. SEBESTYÉN	26.164
22	9 D. SCHMITTER	26.237
23	11 S. AL SULAITI	26.445
24	82 K. PESEK	26.562

Seg. 2

1	69 N. HAYDEN	14.774
2	60 M. VAN DER MARK	14.830
3	12 X. FORÉS	14.831
4	22 A. LOWES	14.836
5	1 J. REA	14.840
6	25 J. BROOKES	14.864
7	50 S. GUINTOLI	14.885
8	34 D. GIUGLIANO	14.907
9	66 T. SYKES	14.920
10	15 A. DE ANGELIS	14.945
11	7 C. DAVIES	14.946
12	81 J. TORRES	14.949
13	21 M. REITERBERGE	14.955
14	2 L. CAMIER	15.027
15	40 R. RAMOS	15.039
16	56 P. SEBESTYÉN	15.065
17	13 A. WEST	15.075
18	32 L. SAVADORI	15.095
19	11 S. AL SULAITI	15.113
20	4 G. VIZZIELLO	15.152
21	99 L. SCASSA	15.179
22	9 D. SCHMITTER	15.284
23	94 M. LUSSIANA	15.289
24	82 K. PESEK	15.467

Seg. 3

1	66 T. SYKES	30.125
2	34 D. GIUGLIANO	30.187
3	69 N. HAYDEN	30.234
4	12 X. FORÉS	30.290
5	1 J. REA	30.295
6	50 S. GUINTOLI	30.304
7	7 C. DAVIES	30.319
8	2 L. CAMIER	30.362
9	22 A. LOWES	30.392
10	81 J. TORRES	30.420
11	13 A. WEST	30.518
12	60 M. VAN DER MARK	30.556
13	21 M. REITERBERGE	30.576
14	32 L. SAVADORI	30.586
15	25 J. BROOKES	30.716
16	15 A. DE ANGELIS	30.826
17	4 G. VIZZIELLO	30.944
18	40 R. RAMOS	31.006
19	99 L. SCASSA	31.020
20	11 S. AL SULAITI	31.285
21	9 D. SCHMITTER	31.288
22	56 P. SEBESTYÉN	31.428
23	94 M. LUSSIANA	31.675
24	82 K. PESEK	31.755

Seg. 4

1	7 C. DAVIES	31.066
2	1 J. REA	31.162
3	66 T. SYKES	31.193
4	81 J. TORRES	31.229
5	69 N. HAYDEN	31.254
6	25 J. BROOKES	31.307
7	12 X. FORÉS	31.316
8	22 A. LOWES	31.326
9	50 S. GUINTOLI	31.335
10	21 M. REITERBERGE	31.336
11	60 M. VAN DER MARK	31.386
12	34 D. GIUGLIANO	31.419
13	13 A. WEST	31.492
14	32 L. SAVADORI	31.522
15	2 L. CAMIER	31.556
16	15 A. DE ANGELIS	31.615
17	40 R. RAMOS	31.720
18	4 G. VIZZIELLO	31.943
19	99 L. SCASSA	31.946
20	56 P. SEBESTYÉN	31.957
21	11 S. AL SULAITI	32.232
22	9 D. SCHMITTER	32.289
23	94 M. LUSSIANA	32.432
24	82 K. PESEK	32.636

15/10/2016

These data/results cannot be reproduced, stored and/or transmitted in whole or in part by any manner of electronic, mechanical, photocopying, recording, broadcasting or otherwise now known or herein after developed without the previous express consent by the copyright owner, except for reproduction in daily press and regular printed publications on sale to the public within 60 days of the event related to those data/results and always provided that copyright symbol appears together as follows below.

© DORNA WSBK ORGANIZATION Srl 2016

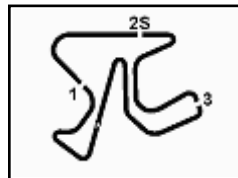
PIRELLI PERIODICA TIMING



Official Tyre Supplier



Official Timekeeper



Spanish Round, 14-15-16 October 2016

World Superbike - Ideal Times Free Practice 3rd Session

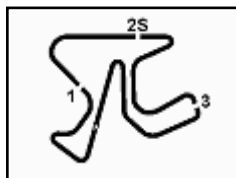
Jerez 4.423 m

1 / 1

No.	Rider	Nat	Bike	Seg. 1	Seg. 2	Seg. 3	Seg. 4	Ideal Time			
				Diff. 1	Diff. 2	Diff. 3	Diff. 4	Best Lap	Pos.	Diff.	
1	66 T. SYKES	GBR	Kawasaki ZX-10R	25.322	14.920 0.018	30.125 0.118	31.193	1'41.560	1'41.696	2	0.136
2	7 C. DAVIES	GBR	Ducati Panigale R	25.357	14.946 0.007	30.319	31.066	1'41.688	1'41.695	1	0.007
3	69 N. HAYDEN	USA	Honda CBR1000RR SP	25.472	14.774 0.010	30.234	31.254 0.075	1'41.734	1'41.819	3	0.085
4	1 J. REA	GBR	Kawasaki ZX-10R	25.438	14.840 0.035	30.295 0.139	31.162 0.127	1'41.735	1'42.036	4	0.301
5	34 D. GIUGLIANO	ITA	Ducati Panigale R	25.382	14.907	30.187	31.419 0.173	1'41.895	1'42.068	5	0.173
6	81 J. TORRES	ESP	BMW S1000 RR	25.359	14.949 0.126	30.420 0.102	31.229	1'41.957	1'42.185	8	0.228
7	12 X. FORÉS	ESP	Ducati Panigale R	25.520 0.157	14.831	30.290	31.316 0.054	1'41.957	1'42.168	7	0.211
8	22 A. LOWES	GBR	Yamaha YZF R1	25.433 0.191	14.836	30.392 0.015	31.326	1'41.987	1'42.193	9	0.206
9	50 S. GUINTOLI	FRA	Yamaha YZF R1	25.517 0.078	14.885 0.030	30.304	31.335	1'42.041	1'42.149	6	0.108
10	60 M. VAN DER MARK	NED	Honda CBR1000RR SP	25.598	14.830 0.031	30.556	31.386 0.137	1'42.370	1'42.538	11	0.168
11	2 L. CAMIER	GBR	MV Agusta 1000 F4	25.478	15.027 0.066	30.362	31.556 0.016	1'42.423	1'42.505	10	0.082
12	21 M. REITERBERGER	GER	BMW S1000 RR	25.610 0.111	14.955 0.067	30.576 0.023	31.336	1'42.477	1'42.678	12	0.201
13	25 J. BROOKES	AUS	BMW S1000 RR	25.641 0.179	14.864 0.089	30.716 0.281	31.307 0.080	1'42.528	1'43.157	16	0.629
14	13 A. WEST	AUS	Kawasaki ZX-10R	25.660 0.085	15.075 0.089	30.518 0.052	31.492	1'42.745	1'42.971	13	0.226
15	32 L. SAVADORI	ITA	Aprilia RSV4 RF	25.665	15.095 0.128	30.586	31.522	1'42.868	1'42.996	14	0.128
16	15 A. DE ANGELIS	RSM	Aprilia RSV4 RF	25.594 0.050	14.945 0.073	30.826 0.021	31.615	1'42.980	1'43.124	15	0.144
17	40 R. RAMOS	ESP	Kawasaki ZX-10R	25.799	15.039	31.006 0.007	31.720 0.022	1'43.564	1'43.593	17	0.029
18	4 G. VIZZIELLO	ITA	Kawasaki ZX-10R	25.963	15.152 0.092	30.944	31.943 0.250	1'44.002	1'44.344	19	0.342
19	99 L. SCASSA	ITA	Ducati Panigale R	25.870 0.187	15.179 0.078	31.020 0.016	31.946	1'44.015	1'44.296	18	0.281
20	56 P. SEBESTYÉN	HUN	Yamaha YZF R1	26.164 0.121	15.065 0.088	31.428	31.957 0.010	1'44.614	1'44.833	20	0.219
21	11 S. AL SULAITI	QAT	Kawasaki ZX-10R	26.445 0.119	15.113	31.285	32.232 0.167	1'45.075	1'45.361	22	0.286
22	9 D. SCHMITTER	SUI	Kawasaki ZX-10R	26.237 0.073	15.284 0.074	31.288 0.039	32.289	1'45.098	1'45.284	21	0.186
23	94 M. LUSSIANA	FRA	BMW S1000 RR	26.123	15.289	31.675 0.045	32.432 0.211	1'45.519	1'45.775	23	0.256
24	82 K. PESEK	CZE	Yamaha YZF R1	26.562	15.467	31.755	32.636	1'46.420	1'46.420	24	0.000
Overall Ideal Time				25.322	14.774	30.125	31.066	1'41.287			

15/10/2016

These data/results cannot be reproduced, stored and/or transmitted in whole or in part by any manner of electronic, mechanical, photocopying, recording, broadcasting or otherwise now known or herein after developed without the previous express consent by the copyright owner, except for reproduction in daily press and regular printed publications on sale to the public within 60 days of the event related to those data/results and always provided that copyright symbol appears together as follows below.
© DORNA WSBK ORGANIZATION Srl 2016



Jerez 4.423 m

2 / 3

Spanish Round, 14-15-16 October 2016

World Superbike - Chronological Analysis Free Practice 3rd Session

4	25.631	15.152	30.878	32.206	1'43.867	268.0	8:52'24.363
5	25.873	15.070	30.935	31.442	1'43.320	269.3	8:54'07.683
6	26.020	15.324	31.403	31.634	1'44.381	267.3	8:55'52.064
7	25.721	15.022	30.599	31.336	1'42.678	268.0	8:57'34.742
8	25.953	14.955	30.653	31.419	1'42.980	270.7	8:59'17.722
9	25.610	15.038	30.576	31.481	1'42.705	268.7	9:01'00.427

13° 13 A. WEST (1'42.971)

Lap	Seq. 1	Seq. 2	Seq. 3	Seq. 4	Lap Time	km/h	Local Time
1	33.067	16.437	32.416	32.960	1'54.880 P	262.8	8:45'48.442
2	26.224	15.311	30.756	32.024	1'44.315	266.7	8:49'27.637
3	25.796	15.262	30.641	31.908	1'43.607	264.7	8:51'11.244
4	25.805	15.075	30.940	31.870	1'43.690	268.7	8:52'54.934
5	25.660	15.166	30.702	32.128	1'43.656	266.0	8:54'38.590
6	25.881	15.158	30.600	31.760	1'43.399	266.7	8:56'21.989
7	25.765	15.119	30.518	31.780	1'43.182	266.0	8:58'05.171
8	25.772	15.232	30.575	31.587	1'43.166	265.4	8:59'48.337
9	25.745	15.164	30.570	31.492	1'42.971	267.3	9:01'31.308

14° 32 L. SAVADORI (1'42.996)

Lap	Seq. 1	Seq. 2	Seq. 3	Seq. 4	Lap Time	km/h	Local Time
1	34.192	15.978	32.401	32.364	1'54.935 P	265.4	8:45'28.552
2	26.049	15.097	30.943	31.546	1'43.635	270.0	8:49'07.122
3	25.799	15.110	30.885	31.631	1'43.425	269.3	8:50'50.547
4	25.867	15.095	30.875	31.718	1'43.555	270.7	8:52'34.102
5	35.303	17.524	31.886	31.741	1'56.454	191.5	8:54'30.556
6	25.665	15.223	30.586	31.522	1'42.996	266.0	8:56'13.552
7	37.465	16.876	31.379	32.185	1'57.905	266.7	8:58'11.457
8	25.977	15.202	32.741	31.844	1'45.764	266.0	8:59'57.221
9	25.690	15.180	30.683	31.787	1'43.340	266.7	9:01'40.561

15° 15 A. DE ANGELIS (1'43.124)

Lap	Seq. 1	Seq. 2	Seq. 3	Seq. 4	Lap Time	km/h	Local Time
1	36.199	16.424	34.089	35.056	2'01.768 P	255.3	8:45'02.211
2	27.625	15.460	32.041	34.924	1'50.050	273.4	8:47'03.979
3	26.116	14.945	31.504	32.017	1'44.582	269.3	8:50'38.611
4	25.773	14.960	30.826	31.822	1'43.381	272.7	8:52'21.992
5	26.034	15.079	31.094	31.920	1'44.127	271.4	8:54'06.119
6	25.799	15.005	31.020	31.983	1'43.807	271.4	8:55'49.926
7	25.594	15.039	30.884	32.325	1'43.842	276.2	8:57'33.768
8	25.740	14.965	30.830	31.647	1'43.182	272.7	8:59'16.950
9	25.644	15.018	30.847	31.615	1'43.124	272.0	9:01'00.074

16° 25 J. BROOKES (1'43.157)

Lap	Seq. 1	Seq. 2	Seq. 3	Seq. 4	Lap Time	km/h	Local Time
1	33.610	16.123	32.646	32.917	1'55.296 P	262.8	8:45'08.395
2	26.451	15.399	31.418	31.967	1'45.235	268.0	8:47'03.691
3	26.135	15.024	30.756	31.516	1'43.431	269.3	8:50'32.357
4	25.837	15.183	30.979	31.614	1'43.613	266.0	8:52'15.970
5	26.281	15.006	31.446	31.981	1'44.714	266.0	8:54'00.684
6	26.149	14.977	30.763	31.307	1'43.196	270.7	8:55'43.880
7	25.792	14.864	30.983	31.706	1'43.345	272.0	8:57'27.225
8	25.820	14.953	30.997	31.387	1'43.157	271.4	8:59'10.382
9	25.641	14.941	30.716	31.873	1'43.171	270.0	9:00'53.553

17° 40 R. RAMOS (1'43.593)

Lap	Seq. 1	Seq. 2	Seq. 3	Seq. 4	Lap Time	km/h	Local Time
1	33.792	15.734	32.455	32.425	1'54.406 P	250.6	8:45'37.230
2	26.331	15.069	32.937	32.161	1'46.498	274.1	8:49'18.134
3	26.234	15.051	31.229	31.803	1'44.317	268.7	8:51'02.451
4	26.661	15.980	31.231	2'41.625	3'55.497 P	233.8	8:54'57.948
5	29.876	15.202	31.012	31.760	1'47.850 P	263.4	8:56'45.798
6	25.799	15.039	31.013	31.742	1'43.593	270.0	8:58'29.391
7	26.508	15.143	31.006	31.720	1'44.377	270.7	9:00'13.768

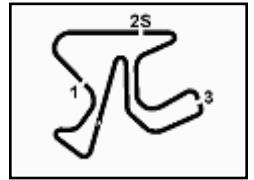
18° 99 L. SCASSA (1'44.296)

Lap	Seq. 1	Seq. 2	Seq. 3	Seq. 4	Lap Time	km/h	Local Time
1	33.067	16.437	32.416	32.960	1'54.880 P	262.8	8:45'48.442
2	26.224	15.311	30.756	32.024	1'44.315	266.7	8:49'27.637
3	25.796	15.262	30.641	31.908	1'43.607	264.7	8:51'11.244
4	25.805	15.075	30.940	31.870	1'43.690	268.7	8:52'54.934
5	25.660	15.166	30.702	32.128	1'43.656	266.0	8:54'38.590
6	25.881	15.158	30.600	31.760	1'43.399	266.7	8:56'21.989
7	25.765	15.119	30.518	31.780	1'43.182	266.0	8:58'05.171
8	25.772	15.232	30.575	31.587	1'43.166	265.4	8:59'48.337
9	25.745	15.164	30.570	31.492	1'42.971	267.3	9:01'31.308

P = Pits In/Out - C = Lap-Time Cancelled

These data/results cannot be reproduced, stored and/or transmitted in whole or in part by any manner of electronic, mechanical, photocopying, recording, broadcasting or otherwise now known or herein after developed without the previous express consent by the copyright owner, except for reproduction in daily press and regular printed publications on sale to the public within 60 days of the event related to those data/results and always provided that copyright symbol appears together as follows below.

© DORNA WSBK ORGANIZATION Srl 2016



Jerez 4.423 m

3 / 3

5	26.612	15.521	31.786	32.724	1'46.643	262.1	8:54'23.739
6	26.820	15.538	32.065	32.871	1'47.294	262.1	8:56'11.033
7	26.562	15.467	31.755	32.636	1'46.420	260.2	8:57'57.453
8	30.957	18.175	31.815	32.893	1'53.840	264.1	8:59'51.293
9	26.585	15.634	31.899	32.864	1'46.982	261.5	9:01'38.275

P = Pits In/Out - C = Lap-Time Cancelled

These data/results cannot be reproduced, stored and/or transmitted in whole or in part by any manner of electronic, mechanical, photocopying, recording, broadcasting or otherwise now known or herein after developed without the previous express consent by the copyright owner, except for reproduction in daily press and regular printed publications on sale to the public within 60 days of the event related to those data/results and always provided that copyright symbol appears together as follows below.

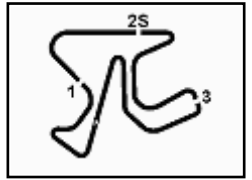
© DORNA WSBK ORGANIZATION Srl 2016



Official Tyre Supplier



Official Timekeeper

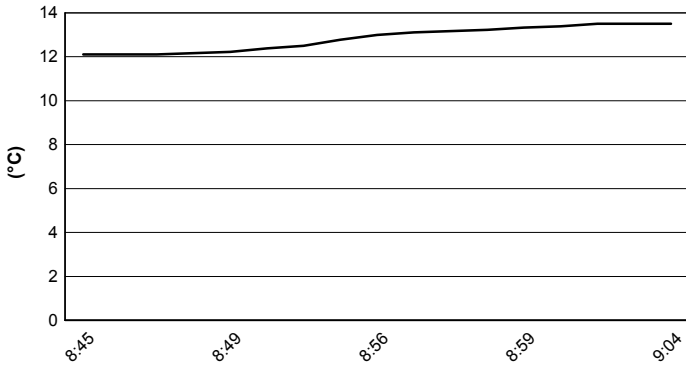


Jerez 4.423 m

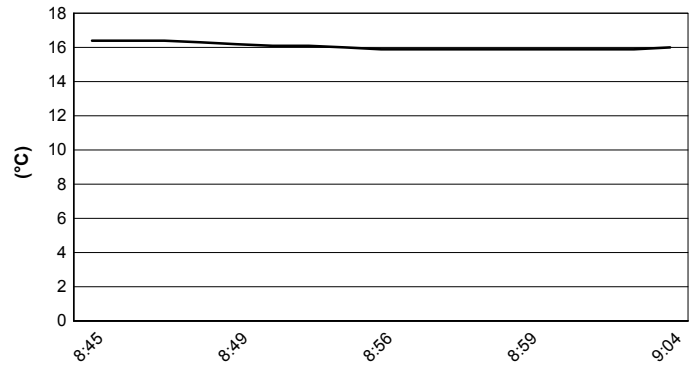
Spanish Round, 14-15-16 October 2016 World Superbike - Weather Report Free Practice 3rd Session

Session started 8:45 Session ended 9:04

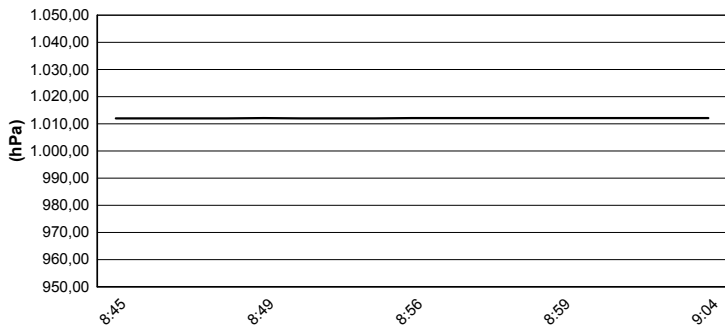
Air Temperature



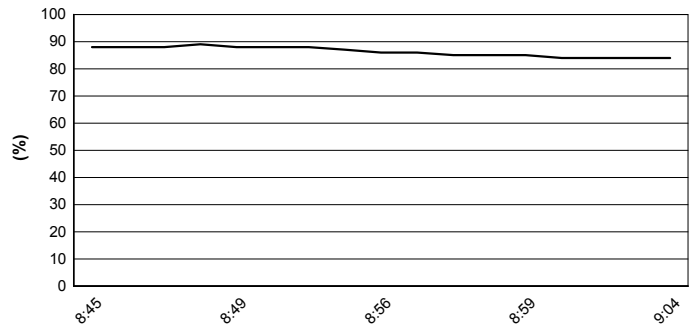
Track Temperature



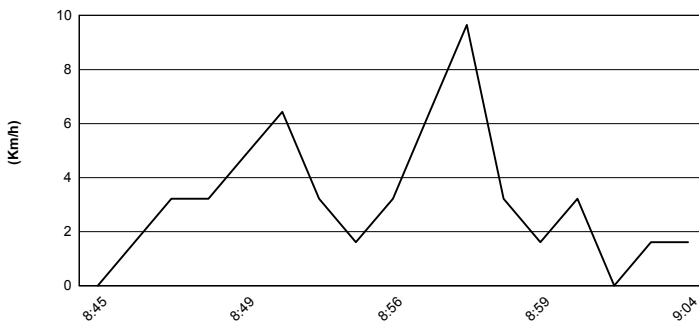
Air Pressure



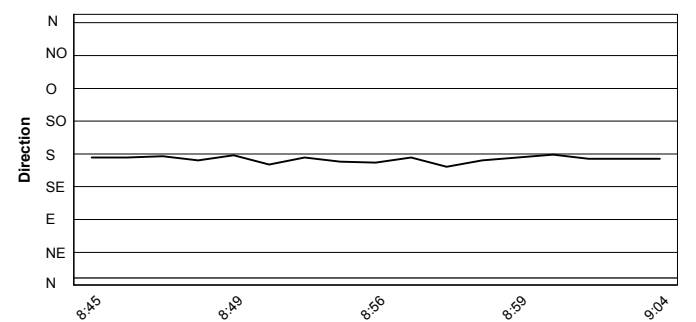
Humidity



Wind Speed



Wind Direction



These data/results cannot be reproduced, stored and/or transmitted in whole or in part by any manner of electronic, mechanical, photocopying, recording, broadcasting or otherwise now known or herein after developed without the previous express consent by the copyright owner, except for reproduction in daily press and regular printed publications on sale to the public within 60 days of the event related to those data/results and always provided that copyright symbol appears together as follows below.
© DORNA WSBK ORGANIZATION Srl 2016