

Jerez 4.423 m

1 / 2

## Spanish Round, 14-15-16 October 2016 World Superbike - Results Superpole 1

No.	Rider	Nat	Team	Bike	Time	Gap	Rel.	Laps	Speed	
									Avg	Max
1*	81 J. TORRES	ESP	Althea BMW Racing Team	BMW S1000 RR	<b>1'41.264</b>			8	157,240	<b>270,0</b>
2*	13 A. WEST	AUS	Pedercini Racing	Kawasaki ZX-10R	<b>1'41.446</b>	0.182	0.182	8	156,958	<b>267,3</b>
3	21 M. REITERBERGER	GER	Althea BMW Racing Team	BMW S1000 RR	<b>1'41.528</b>	0.264	0.082	7	156,832	<b>268,0</b>
4	32 L. SAVADORI	ITA	IodaRacing Team	Aprilia RSV4 RF	<b>1'41.622</b>	0.358	0.094	8	156,687	<b>272,0</b>
5	40 R. RAMOS	ESP	Team GoEleven	Kawasaki ZX-10R	<b>1'41.838</b>	0.574	0.216	7	156,354	<b>270,7</b>
6	15 A. DE ANGELIS	RSM	IodaRacing Team	Aprilia RSV4 RF	<b>1'41.876</b>	0.612	0.038	8	156,296	<b>273,4</b>
7	25 J. BROOKES	AUS	Milwaukee BMW	BMW S1000 RR	<b>1'41.978</b>	0.714	0.102	8	156,140	<b>268,7</b>
8	99 L. SCASSA	ITA	VFT Racing	Ducati Panigale R	<b>1'42.710</b>	1.446	0.732	7	155,027	<b>264,7</b>
9	56 P. SEBESTYÉN	HUN	Team Tóth	Yamaha YZF R1	<b>1'43.238</b>	1.974	0.528	8	154,234	<b>262,1</b>
10	4 G. VIZZIELLO	ITA	Grillini Racing Team	Kawasaki ZX-10R	<b>1'43.364</b>	2.100	0.126	7	154,046	<b>264,1</b>
11	9 D. SCHMITTER	SUI	Grillini Racing Team	Kawasaki ZX-10R	<b>1'44.011</b>	2.747	0.647	8	153,088	<b>264,7</b>
12	11 S. AL SULAITI	QAT	Pedercini Racing	Kawasaki ZX-10R	<b>1'44.436</b>	3.172	0.425	8	152,465	<b>266,7</b>
13	82 K. PESEK	CZE	Team Tóth	Yamaha YZF R1	<b>1'45.262</b>	3.998	0.826	7	151,268	<b>262,8</b>
14	94 M. LUSSIANA	FRA	Team ASPi	BMW S1000 RR	<b>1'45.373</b>	4.109	0.111	4	151,109	<b>264,1</b>

\* Qualified to Superpole 2

AIR	Humidity:	79%	Temp:	16°C
TRACK	Condition:	Dry	Temp:	22°C

Records	Pole (SP2)	2015 T.Sykes	1'40.292	158,760	Km/h
	Race (RACE1)	2015 J.Rea	1'41.136	157,440	Km/h
	Circuit (SP2)	2015 T.Sykes	1'40.292	158,760	Km/h

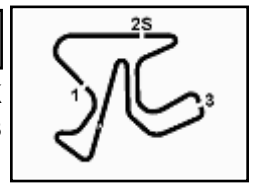
These data/results cannot be reproduced, stored and/or transmitted in whole or in part by any manner of electronic, mechanical, photocopying, recording, broadcasting or otherwise now known or herein after developed without the previous express consent by the copyright owner, except for reproduction in daily press and regular printed publications on sale to the public within 60 days of the event related to those data/results and always provided that copyright symbol appears together as follows below.

© DORNA WSBK ORGANIZATION Srl 2016

15/10/2016	Start	End	The results are provisional until the end of the time limit for protests and appeals and the completion of the technical checks.
	10:30	10:47	

FCR PERDORA TIMING





**Spanish Round, 14-15-16 October 2016**  
**World Superbike - Results Superpole 1**

**Session Highlights**

10.30.02 Start  
 10.47.07 End Of Session

**Fastest Laps Sequence**

No.	Rider	Nat	Team	Bike	Local Time	Time	Gap	Avg
25	J. BROOKES	AUS	Milwaukee BMW	BMW S1000 RR	10:31'51.665	<b>1'49.269</b>		145,721
25	J. BROOKES	AUS	Milwaukee BMW	BMW S1000 RR	10:33'33.973	<b>1'42.308</b>	-6.961	155,636
32	L. SAVADORI	ITA	IodaRacing Team	Aprilia RSV4 RF	10:33'39.455	<b>1'41.784</b>	-0.524	156,437
81	J. TORRES	ESP	Althea BMW Racing Team	BMW S1000 RR	10:35'19.593	<b>1'41.372</b>	-0.412	157,073
81	J. TORRES	ESP	Althea BMW Racing Team	BMW S1000 RR	10:46'13.851	<b>1'41.264</b>	-0.108	157,240

These data/results cannot be reproduced, stored and/or transmitted in whole or in part by any manner of electronic, mechanical, photocopying, recording, broadcasting or otherwise now known or herein after developed without the previous express consent by the copyright owner, except for reproduction in daily press and regular printed publications on sale to the public within 60 days of the event related to those data/results and always provided that copyright symbol appears together as follows below.

© DORNA WSBK ORGANIZATION Srl 2016

15/10/2016	Start 10:30	End 10:47	The results are provisional until the end of the time limit for protests and appeals and the completion of the technical checks.
------------	----------------	--------------	--

FCR PERODIA TIMING





## Spanish Round, 14-15-16 October 2016 World Superbike - Best Sector & Speed Superpole 1

Jerez 4.423 m

### Best Lap

1	81 J. TORRES	BMW S1000 RR	1'41.264
2	13 A. WEST	Kawasaki ZX-10R	1'41.446
3	21 M. REITERBERGER	BMW S1000 RR	1'41.528
4	32 L. SAVADORI	Aprilia RS4 V4 RF	1'41.622
5	40 R. RAMOS	Kawasaki ZX-10R	1'41.838
6	15 A. DE ANGELIS	Aprilia RS4 V4 RF	1'41.876
7	25 J. BROOKES	BMW S1000 RR	1'41.978
8	99 L. SCASSA	Ducati Panigale R	1'42.710
9	56 P. SEBESTYÉN	Yamaha YZF R1	1'43.238
10	4 G. VIZZIELLO	Kawasaki ZX-10R	1'43.364
11	9 D. SCHMITTER	Kawasaki ZX-10R	1'44.011
12	11 S. AL SULAITI	Kawasaki ZX-10R	1'44.436
13	82 K. PESEK	Yamaha YZF R1	1'45.262
14	94 M. LUSSIANA	BMW S1000 RR	1'45.373

### Best Sector & Speed

1	15 A. DE ANGELIS	Aprilia RS4 V4 RF	273.4
2	32 L. SAVADORI	Aprilia RS4 V4 RF	272.0
3	40 R. RAMOS	Kawasaki ZX-10R	270.7
4	81 J. TORRES	BMW S1000 RR	270.0
5	25 J. BROOKES	BMW S1000 RR	268.7
6	21 M. REITERBERGER	BMW S1000 RR	268.0
7	13 A. WEST	Kawasaki ZX-10R	267.3
8	11 S. AL SULAITI	Kawasaki ZX-10R	266.7
9	99 L. SCASSA	Ducati Panigale R	264.7
10	9 D. SCHMITTER	Kawasaki ZX-10R	264.7
11	4 G. VIZZIELLO	Kawasaki ZX-10R	264.1
12	94 M. LUSSIANA	BMW S1000 RR	264.1
13	82 K. PESEK	Yamaha YZF R1	262.8
14	56 P. SEBESTYÉN	Yamaha YZF R1	262.1

### Seg. 1

1	81 J. TORRES	25.163
2	13 A. WEST	25.212
3	32 L. SAVADORI	25.268
4	25 J. BROOKES	25.314
5	21 M. REITERBERGER	25.374
6	40 R. RAMOS	25.424
7	15 A. DE ANGELIS	25.431
8	4 G. VIZZIELLO	25.637
9	56 P. SEBESTYÉN	25.642
10	99 L. SCASSA	25.670
11	11 S. AL SULAITI	25.920
12	9 D. SCHMITTER	26.013
13	94 M. LUSSIANA	26.161
14	82 K. PESEK	26.243

### Seg. 2

1	25 J. BROOKES	14.786
2	21 M. REITERBERGER	14.795
3	15 A. DE ANGELIS	14.808
4	81 J. TORRES	14.810
5	32 L. SAVADORI	14.884
6	13 A. WEST	14.910
7	40 R. RAMOS	14.951
8	56 P. SEBESTYÉN	14.967
9	4 G. VIZZIELLO	14.979
10	11 S. AL SULAITI	14.987
11	99 L. SCASSA	15.059
12	9 D. SCHMITTER	15.095
13	82 K. PESEK	15.327
14	94 M. LUSSIANA	15.395

### Seg. 3

1	13 A. WEST	30.120
2	81 J. TORRES	30.189
3	32 L. SAVADORI	30.230
4	21 M. REITERBERGER	30.296
5	25 J. BROOKES	30.348
6	40 R. RAMOS	30.363
7	15 A. DE ANGELIS	30.407
8	99 L. SCASSA	30.544
9	56 P. SEBESTYÉN	30.799
10	4 G. VIZZIELLO	30.872
11	9 D. SCHMITTER	30.980
12	11 S. AL SULAITI	31.089
13	94 M. LUSSIANA	31.354
14	82 K. PESEK	31.531

### Seg. 4

1	21 M. REITERBERGER	30.949
2	81 J. TORRES	30.969
3	32 L. SAVADORI	31.051
4	40 R. RAMOS	31.100
5	25 J. BROOKES	31.134
6	15 A. DE ANGELIS	31.153
7	13 A. WEST	31.195
8	99 L. SCASSA	31.437
9	56 P. SEBESTYÉN	31.667
10	4 G. VIZZIELLO	31.711
11	9 D. SCHMITTER	31.822
12	11 S. AL SULAITI	31.919
13	82 K. PESEK	32.051
14	94 M. LUSSIANA	32.349

15/10/2016

These data/results cannot be reproduced, stored and/or transmitted in whole or in part by any manner of electronic, mechanical, photocopying, recording, broadcasting or otherwise now known or herein after developed without the previous express consent by the copyright owner, except for reproduction in daily press and regular printed publications on sale to the public within 60 days of the event related to those data/results and always provided that copyright symbol appears together as follows below.

© DORNA WSBK ORGANIZATION Srl 2016

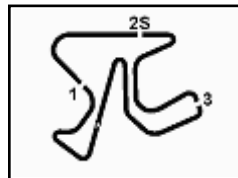
FICR PEROGIA TINING



Official Tyre Supplier



Official Timekeeper



Jerez 4.423 m

1 / 1

## Spanish Round, 14-15-16 October 2016

### World Superbike - Ideal Times Superpole 1

No.	Rider	Nat	Bike	Seg. 1	Seg. 2	Seg. 3	Seg. 4	Ideal Time			
				Diff. 1	Diff. 2	Diff. 3	Diff. 4	Best Lap	Pos.	Diff.	
1	<b>81 J. TORRES</b>	ESP	BMW S1000 RR	<b>25.163</b>	14.810 0.079	30.189 0.054	30.969	<b>1'41.131</b>	1'41.264	1	0.133
2	<b>21 M. REITERBERGER</b>	GER	BMW S1000 RR	25.374 0.114	14.795	30.296	<b>30.949</b>	<b>1'41.414</b>	1'41.528	3	0.114
3	<b>32 L. SAVADORI</b>	ITA	Aprilia RSV4 RF	25.268	14.884 0.189	30.230	31.051	<b>1'41.433</b>	1'41.622	4	0.189
4	<b>13 A. WEST</b>	AUS	Kawasaki ZX-10R	25.212	14.910	<b>30.120</b>	31.195 0.009	<b>1'41.437</b>	1'41.446	2	0.009
5	<b>25 J. BROOKES</b>	AUS	BMW S1000 RR	25.314	<b>14.786</b> 0.082	30.348	31.134 0.314	<b>1'41.582</b>	1'41.978	7	0.396
6	<b>15 A. DE ANGELIS</b>	RSM	Aprilia RSV4 RF	25.431 0.055	14.808	30.407 0.022	31.153	<b>1'41.799</b>	1'41.876	6	0.077
7	<b>40 R. RAMOS</b>	ESP	Kawasaki ZX-10R	25.424	14.951	30.363	31.100	<b>1'41.838</b>	1'41.838	5	0.000
8	<b>99 L. SCASSA</b>	ITA	Ducati Panigale R	25.670	15.059	30.544	31.437	<b>1'42.710</b>	1'42.710	8	0.000
9	<b>56 P. SEBESTYÉN</b>	HUN	Yamaha YZF R1	25.642	14.967 0.046	30.799 0.117	31.667	<b>1'43.075</b>	1'43.238	9	0.163
10	<b>4 G. VIZZIELLO</b>	ITA	Kawasaki ZX-10R	25.637	14.979 0.146	30.872	31.711 0.019	<b>1'43.199</b>	1'43.364	10	0.165
11	<b>9 D. SCHMITTER</b>	SUI	Kawasaki ZX-10R	26.013 0.032	15.095 0.010	30.980 0.059	31.822	<b>1'43.910</b>	1'44.011	11	0.101
12	<b>11 S. AL SULAITI</b>	QAT	Kawasaki ZX-10R	25.920	14.987	31.089 0.521	31.919	<b>1'43.915</b>	1'44.436	12	0.521
13	<b>82 K. PESEK</b>	CZE	Yamaha YZF R1	26.243	15.327	31.531	32.051 0.110	<b>1'45.152</b>	1'45.262	13	0.110
14	<b>94 M. LUSSIANA</b>	FRA	BMW S1000 RR	26.161 0.113	15.395	31.354	32.349 0.001	<b>1'45.259</b>	1'45.373	14	0.114
<b>Overall Ideal Time</b>				25.163	14.786	30.120	30.949	<b>1'41.018</b>			

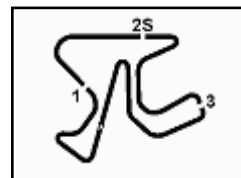
15/10/2016

These data/results cannot be reproduced, stored and/or transmitted in whole or in part by any manner of electronic, mechanical, photocopying, recording, broadcasting or otherwise now known or herein after developed without the previous express consent by the copyright owner, except for reproduction in daily press and regular printed publications on sale to the public within 60 days of the event related to those data/results and always provided that copyright symbol appears together as follows below.  
© DORNA WSBK ORGANIZATION Srl 2016

PIRELLI PERGOIA TUNING







Jerez 4.423 m

2 / 2

## Spanish Round, 14-15-16 October 2016 World Superbike - Chronological Analysis Superpole 1

3	26.409	15.445	31.593	32.404	1'45.851	261.5	10:35'32.138
4	33.568	15.898	32.176	2'29.437	3'51.079 P	261.5	10:39'23.217
5	38.891	20.180	38.103	33.794	2'10.968 P	147.1	10:41'34.185
6	26.339	15.370	31.536	<b>32.051</b>	1'45.296	259.0	10:43'19.481
7	<b>26.243</b>	<b>15.327</b>	<b>31.531</b>	32.161	<b>1'45.262</b>	260.9	10:45'04.743

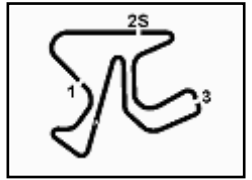
**14°** 94 M. LUSSIANA (1'45.373)

Lap	Seg. 1	Seg. 2	Seg. 3	Seg. 4	Lap Time	km/h	Local Time
							10:30'02.856
1	31.039	15.556	31.637	<b>32.349</b>	1'50.581 P	260.2	10:31'53.437
2	26.499	15.556	31.426	32.352	1'45.833	<b>264.1</b>	10:33'39.270
3	<b>26.161</b>	15.421	31.494	32.779	1'45.855	262.1	10:35'25.125
4	26.274	<b>15.395</b>	<b>31.354</b>	32.350	<b>1'45.373</b>	254.7	10:37'10.498

P = Pits In/Out - C = Lap-Time Cancelled

These data/results cannot be reproduced, stored and/or transmitted in whole or in part by any manner of electronic, mechanical, photocopying, recording, broadcasting or otherwise now known or herein after developed without the previous express consent by the copyright owner, except for reproduction in daily press and regular printed publications on sale to the public within 60 days of the event related to those data/results and always provided that copyright symbol appears together as follows below.

© DORNA WSBK ORGANIZATION Srl 2016

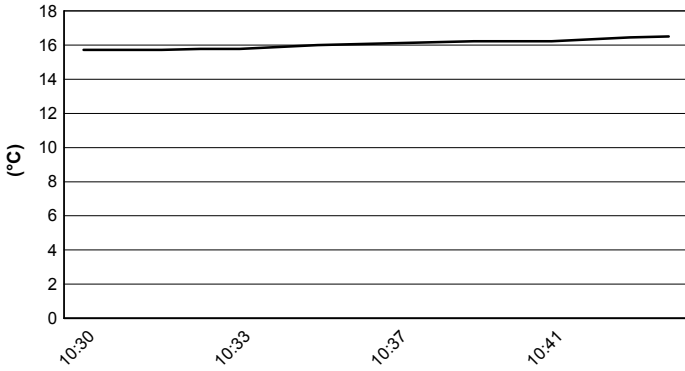


Jerez 4.423 m

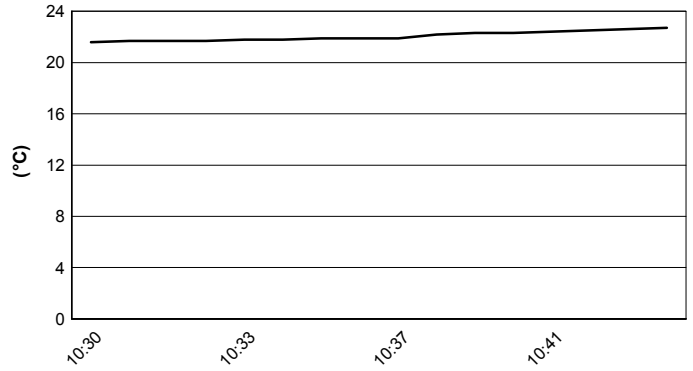
**Spanish Round, 14-15-16 October 2016**  
**World Superbike - Weather Report Superpole 1**

Session started 10:30      Session ended 10:47

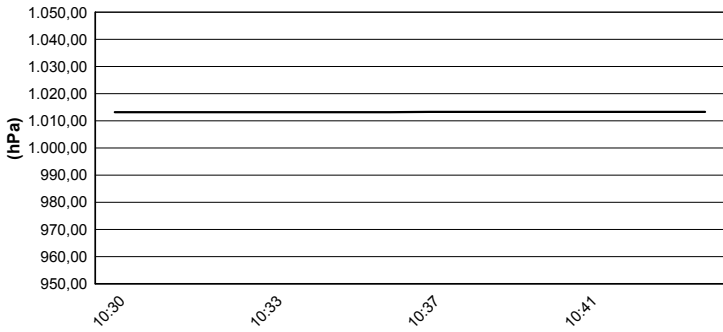
**Air Temperature**



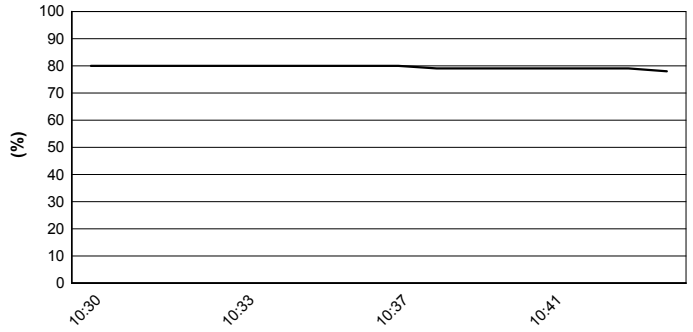
**Track Temperature**



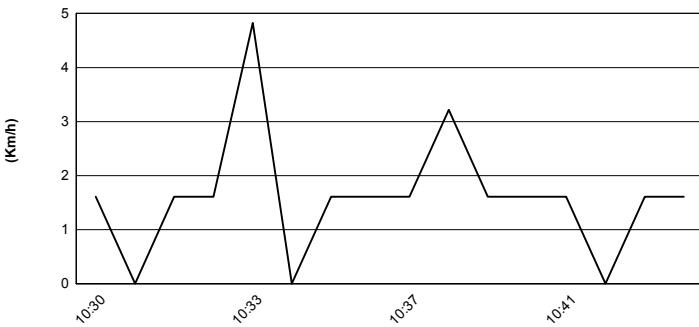
**Air Pressure**



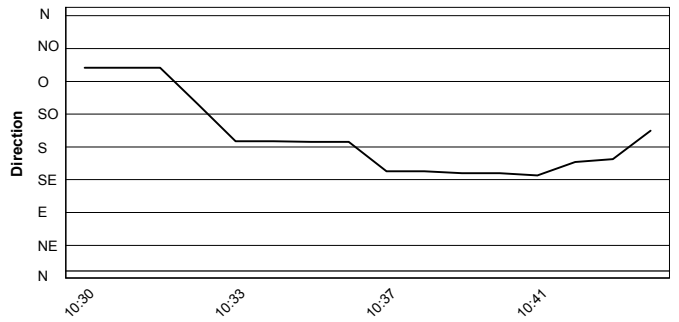
**Humidity**



**Wind Speed**



**Wind Direction**



These data/results cannot be reproduced, stored and/or transmitted in whole or in part by any manner of electronic, mechanical, photocopying, recording, broadcasting or otherwise now known or herein after developed without the previous express consent by the copyright owner, except for reproduction in daily press and regular printed publications on sale to the public within 60 days of the event related to those data/results and always provided that copyright symbol appears together as follows below.  
© DORNA WSBK ORGANIZATION Srl 2016