

Jerez 4.423 m

Spanish Round, 14-15-16 October 2016

World Superbike - Free Practices & Superpole Combined Results

No.	Rider	Nat	Team	Bike	FP 1	FP 2	Laps	Superpole	Gap	Time	Avg
1	66 T. SYKES	GBR	Kawasaki Racing Team	Kawasaki ZX-10R	1'42.775	1'41.739	45	1'39.190		1'39.190	160,528
2	1 J. REA	GBR	Kawasaki Racing Team	Kawasaki ZX-10R	1'42.457	1'42.098	42	1'39.602	0.412	1'39.602	159,864
3	34 D. GIUGLIANO	ITA	Aruba.it Racing - Ducati	Ducati Panigale R	1'43.126	1'42.343	39	1'39.977	0.787	1'39.977	159,265
4	22 A. LOWES	GBR	Pata Yamaha Official WorldSBK Team	Yamaha YZF R1	1'42.366	1'41.804	47	1'39.980	0.790	1'39.980	159,260
5	69 N. HAYDEN	USA	Honda World Superbike Team	Honda CBR1000RR SP	1'42.073	1'41.994	46	1'40.103	0.913	1'40.103	159,064
6	7 C. DAVIES	GBR	Aruba.it Racing - Ducati	Ducati Panigale R	1'42.243	1'41.777	48	1'40.111	0.921	1'40.111	159,051
7	81 J. TORRES	ESP	Althea BMW Racing Team	BMW S1000 RR	1'42.356	1'42.478	47	1'40.111	0.921	1'40.111	159,051
8	12 X. FORÉS	ESP	Barni Racing Team	Ducati Panigale R	1'42.008	1'41.895	44	1'40.170	0.980	1'40.170	158,958
9	50 S. GUINTOLI	FRA	Pata Yamaha Official WorldSBK Team	Yamaha YZF R1	1'43.134	1'41.901	33	1'40.239	1.049	1'40.239	158,848
10	2 L. CAMIER	GBR	MV Agusta Reparto Corse	MV Agusta 1000 F4	1'42.488	1'42.070	26	1'40.276	1.086	1'40.276	158,790
11	60 M. VAN DER MARK	NED	Honda World Superbike Team	Honda CBR1000RR SP	1'42.455	1'41.859	46	1'40.291	1.101	1'40.291	158,766
12	13 A. WEST	AUS	Pedercini Racing	Kawasaki ZX-10R	1'42.724	1'42.715	44	1'41.188	1.998	1'41.188	157,359
13	21 M. REITERBERGER	GER	Althea BMW Racing Team	BMW S1000 RR	1'42.920	1'42.531	40	1'41.528		1'41.528	156,832
14	32 L. SAVADORI	ITA	IodaRacing Team	Aprilia RSV4 RF	1'43.140	1'42.480	48	1'41.622	0.094	1'41.622	156,687
15	40 R. RAMOS	ESP	Team GoEleven	Kawasaki ZX-10R	1'43.022	1'43.040	41	1'41.838	0.310	1'41.838	156,354
16	15 A. DE ANGELIS	RSM	IodaRacing Team	Aprilia RSV4 RF	1'42.978	1'42.726	43	1'41.876	0.348	1'41.876	156,296
17	25 J. BROOKES	AUS	Milwaukee BMW	BMW S1000 RR	1'43.788	1'42.926	45	1'41.978	0.450	1'41.978	156,140
18	99 L. SCASSA	ITA	VFT Racing	Ducati Panigale R	1'44.573	1'43.730	33	1'42.710	1.182	1'42.710	155,027
19	56 P. SEBESTYÉN	HUN	Team Tóth	Yamaha YZF R1	1'46.109	1'44.558	44	1'43.238	1.710	1'43.238	154,234
20	4 G. VIZZIELLO	ITA	Grillini Racing Team	Kawasaki ZX-10R	1'44.706	1'44.074	38	1'43.364	1.836	1'43.364	154,046
21	9 D. SCHMITTER	SUI	Grillini Racing Team	Kawasaki ZX-10R	1'46.363	1'45.324	49	1'44.011	2.483	1'44.011	153,088
22	11 S. AL SULAITI	QAT	Pedercini Racing	Kawasaki ZX-10R	1'45.662	1'44.953	41	1'44.436	2.908	1'44.436	152,465
23	82 K. PESEK	CZE	Team Tóth	Yamaha YZF R1	1'48.426	1'47.084	36	1'45.262	3.734	1'45.262	151,268
24	94 M. LUSSIANA	FRA	Team ASPI	BMW S1000 RR	1'45.564	1'44.769	43	1'45.373	3.845	1'45.373	151,109

15/10/2016

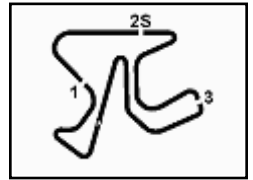
The results are provisional until the end of the time limit for protests and appeals and the completion of the technical checks.

These data/results cannot be reproduced, stored and/or transmitted in whole or in part by any manner of electronic, mechanical, photocopying, recording, broadcasting or otherwise now known or herein after developed without the previous express consent by the copyright owner, except for reproduction in daily press and regular printed publications on sale to the public within 60 days of the event related to those data/results and always provided that copyright symbol appears together as follows below.

© DORNA WSBK ORGANIZATION Srl 2016

FCR PERUGIA TIRING





Jerez 4.423 m

Spanish Round, 14-15-16 October 2016

World Superbike - Starting Grid - Race 1

20 Laps x 4,423 km = 88,460 km

1	66 SYKES T. Kawasaki 1'39.190 SP2	2	1 REA J. Kawasaki 1'39.602 SP2	3	34 GIUGLIANO D. Ducati 1'39.977 SP2
2	22 LOWES A. Yamaha 1'39.980 SP2	5	69 HAYDEN N. Honda 1'40.103 SP2	6	7 DAVIES C. Ducati 1'40.111 SP2
3	81 TORRES J. BMW 1'40.111 SP2	8	12 FORÉS X. Ducati 1'40.170 SP2	9	50 GUINTOLI S. Yamaha 1'40.239 SP2
4	2 CAMIER L. MV Agusta 1'40.276 SP2	11	60 VAN DER MARK M. Honda 1'40.291 SP2	12	13 WEST A. Kawasaki 1'41.188 SP2
5	21 REITERBERGER M. BMW 1'41.528 SP1	14	32 SAVADORI L. Aprilia 1'41.622 SP1	15	40 RAMOS R. Kawasaki 1'41.838 SP1
6	15 DE ANGELIS A. Aprilia 1'41.876 SP1	17	25 BROOKES J. BMW 1'41.978 SP1	18	99 SCASSA L. Ducati 1'42.710 SP1
7	56 SEBESTYÉN P. Yamaha 1'43.238 SP1	20	4 VIZZIELLO G. Kawasaki 1'43.364 SP1	21	9 SCHMITTER D. Kawasaki 1'44.011 SP1
8	11 AL SULAITI S. Kawasaki 1'44.436 SP1	23	82 PESEK K. Yamaha 1'45.262 SP1	24	94 LUSSIANA M. BMW 1'45.373 SP1

Jury President

..... Race Director

These data/results cannot be reproduced, stored and/or transmitted in whole or in part by any manner of electronic, mechanical, photocopying, recording, broadcasting or otherwise now known or herein after developed without the previous express consent by the copyright owner, except for reproduction in daily press and regular printed publications on sale to the public within 60 days of the event related to those data/results and always provided that copyright symbol appears together as follows below.

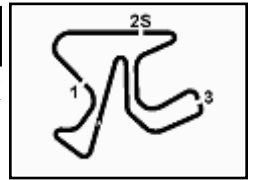
© DORNA WSBK ORGANIZATION Srl 2016



Official Tyre Supplier



Official Timekeeper



Jerez 4.423 m

1 / 2

Spanish Round, 14-15-16 October 2016 World Superbike - Results Superpole 2

No.	Rider	Nat	Team	Bike	Time	Gap	Rel.	Laps	Speed	
									Avg	Max
1	66 T. SYKES	GBR	Kawasaki Racing Team	Kawasaki ZX-10R	1'39.190			6	160,528	273,4
2	1 J. REA	GBR	Kawasaki Racing Team	Kawasaki ZX-10R	1'39.602	0.412	0.412	6	159,864	272,0
3	34 D. GIUGLIANO	ITA	Aruba.it Racing - Ducati	Ducati Panigale R	1'39.977	0.787	0.375	7	159,265	268,7
4	22 A. LOWES	GBR	Pata Yamaha Official WorldSBK Team	Yamaha YZF R1	1'39.980	0.790	0.003	7	159,260	272,0
5	69 N. HAYDEN	USA	Honda World Superbike Team	Honda CBR1000RR SP	1'40.103	0.913	0.123	6	159,064	272,7
6	7 C. DAVIES	GBR	Aruba.it Racing - Ducati	Ducati Panigale R	1'40.111	0.921	0.008	7	159,051	273,4
7	81 J. TORRES	ESP	Althea BMW Racing Team	BMW S1000 RR	1'40.111	0.921	0.000	8	159,051	270,0
8	12 X. FORÉS	ESP	Barni Racing Team	Ducati Panigale R	1'40.170	0.980	0.059	7	158,958	268,7
9	50 S. GUINTOLI	FRA	Pata Yamaha Official WorldSBK Team	Yamaha YZF R1	1'40.239	1.049	0.069	7	158,848	269,3
10	2 L. CAMIER	GBR	MV Agusta Reparto Corse	MV Agusta 1000 F4	1'40.276	1.086	0.037	6	158,790	268,0
11	60 M. VAN DER MARK	NED	Honda World Superbike Team	Honda CBR1000RR SP	1'40.291	1.101	0.015	7	158,766	274,8
12	13 A. WEST	AUS	Pedercini Racing	Kawasaki ZX-10R	1'41.188	1.998	0.897	7	157,359	273,4

AIR	Humidity:	77%	Temp:	17°C
TRACK	Condition:	Dry	Temp:	24°C

Records	Pole (SP2)	2015 T.Sykes	1'40.292	158,760	Km/h
	Race (RACE1)	2015 J.Rea	1'41.136	157,440	Km/h
	Circuit (SP2)	2015 T.Sykes	1'40.292	158,760	Km/h

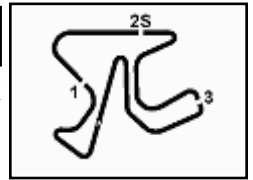
These data/results cannot be reproduced, stored and/or transmitted in whole or in part by any manner of electronic, mechanical, photocopying, recording, broadcasting or otherwise now known or herein after developed without the previous express consent by the copyright owner, except for reproduction in daily press and regular printed publications on sale to the public within 60 days of the event related to those data/results and always provided that copyright symbol appears together as follows below.

© DORNA WSBK ORGANIZATION Srl 2016

Start	End	The results are provisional until the end of the time limit for protests and appeals
15/10/2016 10:55	11:12	and the completion of the technical checks.

FCR PERDORA TIMING





Spanish Round, 14-15-16 October 2016

World Superbike - Results Superpole 2

Session Highlights

10.55.02 Start
11.12.03 End Of Session

Fastest Laps Sequence

No.	Rider	Nat	Team	Bike	Local Time	Time	Gap	Avg
1	J. REA	GBR	Kawasaki Racing Team	Kawasaki ZX-10R	10:56'48.538	1'46.622		149,339
1	J. REA	GBR	Kawasaki Racing Team	Kawasaki ZX-10R	10:58'29.219	1'40.681	-5.941	158,151
60	M. VAN DER MARK	NED	Honda World Superbike Team	Honda CBR1000RR SP	11:08'12.277	1'40.291	-0.390	158,766
69	N. HAYDEN	USA	Honda World Superbike Team	Honda CBR1000RR SP	11:08'33.575	1'40.103	-0.188	159,064
66	T. SYKES	GBR	Kawasaki Racing Team	Kawasaki ZX-10R	11:09'05.484	1'39.190	-0.913	160,528

These data/results cannot be reproduced, stored and/or transmitted in whole or in part by any manner of electronic, mechanical, photocopying, recording, broadcasting or otherwise now known or herein after developed without the previous express consent by the copyright owner, except for reproduction in daily press and regular printed publications on sale to the public within 60 days of the event related to those data/results and always provided that copyright symbol appears together as follows below.

© DORNA WSBK ORGANIZATION Srl 2016

15/10/2016 Start 10:55 End 11:12 The results are provisional until the end of the time limit for protests and appeals and the completion of the technical checks.

Spanish Round, 14-15-16 October 2016

World Superbike - Best Sector & Speed Superpole 2

Jerez 4.423 m

Best Lap			
1	66 T. SYKES	Kawasaki ZX-10R	1'39.190
2	1 J. REA	Kawasaki ZX-10R	1'39.602
3	34 D. GIUGLIANO	Ducati Panigale R	1'39.977
4	22 A. LOWES	Yamaha YZF R1	1'39.980
5	69 N. HAYDEN	Honda CBR1000RR SP	1'40.103
6	81 J. TORRES	BMW S1000 RR	1'40.111
7	7 C. DAVIES	Ducati Panigale R	1'40.111
8	12 X. FORÉS	Ducati Panigale R	1'40.170
9	50 S. GUINTOLI	Yamaha YZF R1	1'40.239
10	2 L. CAMIER	MV Agusta 1000 F4	1'40.276
11	60 M. VAN DER MARK	Honda CBR1000RR SP	1'40.291
12	13 A. WEST	Kawasaki ZX-10R	1'41.188

Best Sector & Speed			
1	60 M. VAN DER MARK	Honda CBR1000RR SP	274.8
2	66 T. SYKES	Kawasaki ZX-10R	273.4
3	7 C. DAVIES	Ducati Panigale R	273.4
4	13 A. WEST	Kawasaki ZX-10R	273.4
5	69 N. HAYDEN	Honda CBR1000RR SP	272.7
6	1 J. REA	Kawasaki ZX-10R	272.0
7	22 A. LOWES	Yamaha YZF R1	272.0
8	81 J. TORRES	BMW S1000 RR	270.0
9	50 S. GUINTOLI	Yamaha YZF R1	269.3
10	12 X. FORÉS	Ducati Panigale R	268.7
11	34 D. GIUGLIANO	Ducati Panigale R	268.7
12	2 L. CAMIER	MV Agusta 1000 F4	268.0

Seg. 1	
1	66 T. SYKES 24.630
2	1 J. REA 24.775
3	34 D. GIUGLIANO 24.859
4	69 N. HAYDEN 24.870
5	81 J. TORRES 24.870
6	50 S. GUINTOLI 24.951
7	7 C. DAVIES 24.980
8	2 L. CAMIER 24.982
9	12 X. FORÉS 25.021
10	22 A. LOWES 25.047
11	60 M. VAN DER MARK 25.055
12	13 A. WEST 25.075

Seg. 2	
1	66 T. SYKES 14.478
2	22 A. LOWES 14.590
3	7 C. DAVIES 14.611
4	1 J. REA 14.627
5	12 X. FORÉS 14.664
6	69 N. HAYDEN 14.698
7	81 J. TORRES 14.703
8	34 D. GIUGLIANO 14.733
9	60 M. VAN DER MARK 14.747
10	50 S. GUINTOLI 14.754
11	13 A. WEST 14.787
12	2 L. CAMIER 14.803

Seg. 3	
1	66 T. SYKES 29.456
2	1 J. REA 29.656
3	22 A. LOWES 29.685
4	34 D. GIUGLIANO 29.712
5	2 L. CAMIER 29.742
6	7 C. DAVIES 29.793
7	60 M. VAN DER MARK 29.794
8	81 J. TORRES 29.800
9	50 S. GUINTOLI 29.847
10	12 X. FORÉS 29.863
11	69 N. HAYDEN 29.881
12	13 A. WEST 29.948

Seg. 4	
1	81 J. TORRES 30.528
2	1 J. REA 30.544
3	12 X. FORÉS 30.622
4	66 T. SYKES 30.626
5	69 N. HAYDEN 30.654
6	22 A. LOWES 30.658
7	34 D. GIUGLIANO 30.673
8	50 S. GUINTOLI 30.687
9	60 M. VAN DER MARK 30.689
10	7 C. DAVIES 30.700
11	2 L. CAMIER 30.749
12	13 A. WEST 31.136

15/10/2016

These data/results cannot be reproduced, stored and/or transmitted in whole or in part by any manner of electronic, mechanical, photocopying, recording, broadcasting or otherwise now known or herein after developed without the previous express consent by the copyright owner, except for reproduction in daily press and regular printed publications on sale to the public within 60 days of the event related to those data/results and always provided that copyright symbol appears together as follows below.

© DORNA WSBK ORGANIZATION Srl 2016

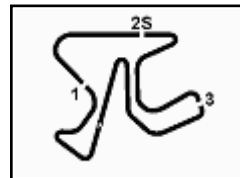
PIRELLI PERIODICA TIMING



Official Tyre Supplier



Official Timekeeper



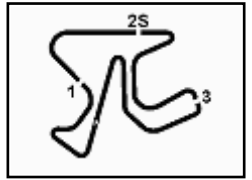
Jerez 4.423 m

1 / 1

No.	Rider	Nat	Bike	Seg. 1	Seg. 2	Seg. 3	Seg. 4	Ideal Time		
				Diff. 1	Diff. 2	Diff. 3	Diff. 4	Best Lap	Pos.	Diff.
1	66 T. SYKES	GBR	Kawasaki ZX-10R	24.630	14.478	29.456	30.626	1'39.190		
2	1 J. REA	GBR	Kawasaki ZX-10R	24.775	14.627	29.656	30.544	1'39.602	1	0.000
3	81 J. TORRES	ESP	BMW S1000 RR	24.870	14.703	29.800	30.528	1'39.901		
4	34 D. GIUGLIANO	ITA	Ducati Panigale R	24.859	14.733	29.712	30.673	1'39.977	6	0.210
5	22 A. LOWES	GBR	Yamaha YZF R1	25.047	14.590	29.685	30.658	1'39.980	3	0.000
6	7 C. DAVIES	GBR	Ducati Panigale R	24.980	14.611	29.793	30.700	1'39.980	4	0.000
7	69 N. HAYDEN	USA	Honda CBR1000RR SP	24.980	14.611	29.793	30.700	1'40.084	7	0.027
8	12 X. FORÉS	ESP	Ducati Panigale R	24.870	14.698	29.881	30.654	1'40.103	5	0.000
9	50 S. GUINTOLI	FRA	Yamaha YZF R1	25.021	14.664	29.863	30.622	1'40.103	8	0.000
10	2 L. CAMIER	GBR	MV Agusta 1000 F4	24.951	14.754	29.847	30.687	1'40.170	9	0.000
11	60 M. VAN DER MARK	NED	Honda CBR1000RR SP	24.982	14.803	29.742	30.749	1'40.239	10	0.000
12	13 A. WEST	AUS	Kawasaki ZX-10R	25.055	14.747	29.794	30.689	1'40.276	11	0.006
				25.075	14.787	29.948	31.136	1'40.291	12	0.006
					0.242			1'41.188		0.242
Overall Ideal Time				24.630	14.478	29.456	30.528	1'39.092		

15/10/2016

These data/results cannot be reproduced, stored and/or transmitted in whole or in part by any manner of electronic, mechanical, photocopying, recording, broadcasting or otherwise now known or herein after developed without the previous express consent by the copyright owner, except for reproduction in daily press and regular printed publications on sale to the public within 60 days of the event related to those data/results and always provided that copyright symbol appears together as follows below.
© DORNA WSBK ORGANIZATION Srl 2016

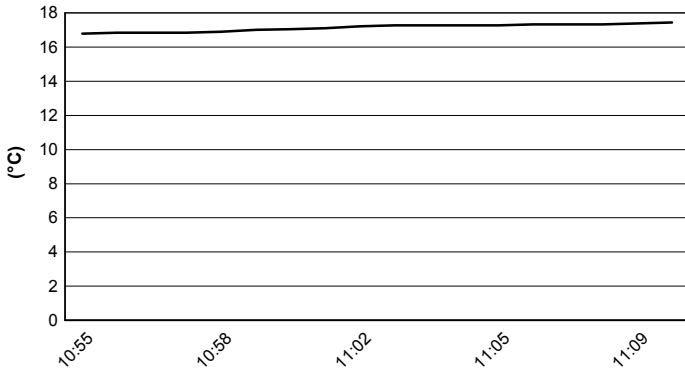


Jerez 4.423 m

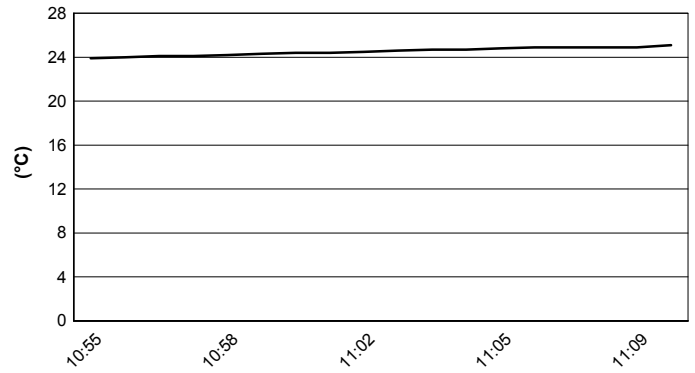
Spanish Round, 14-15-16 October 2016
World Superbike - Weather Report Superpole 2

Session started 10:55 Session ended 11:12

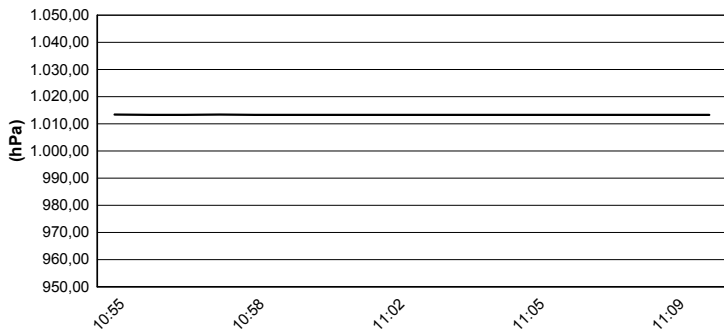
Air Temperature



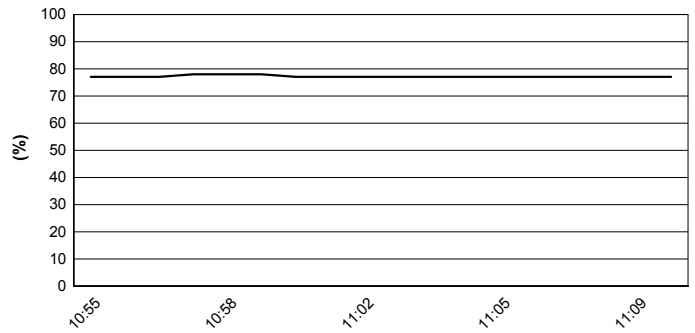
Track Temperature



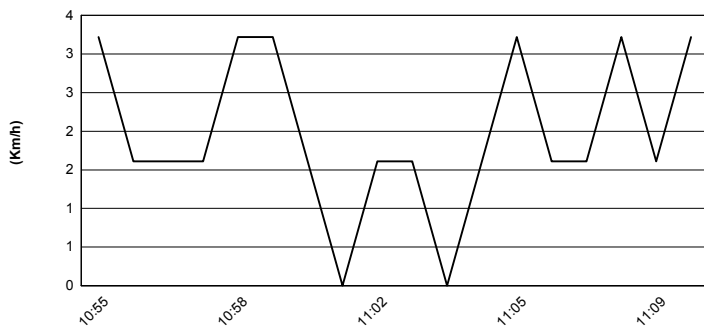
Air Pressure



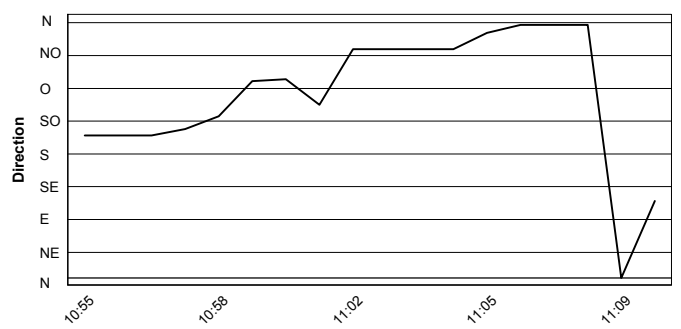
Humidity



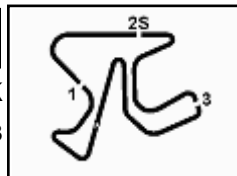
Wind Speed



Wind Direction



These data/results cannot be reproduced, stored and/or transmitted in whole or in part by any manner of electronic, mechanical, photocopying, recording, broadcasting or otherwise now known or herein after developed without the previous express consent by the copyright owner, except for reproduction in daily press and regular printed publications on sale to the public within 60 days of the event related to those data/results and always provided that copyright symbol appears together as follows below.
© DORNA WSBK ORGANIZATION Srl 2016



Jerez 4.423 m

Spanish Round, 14-15-16 October 2016 World Superbike - TISSOT- Superpole Award

1 / 2

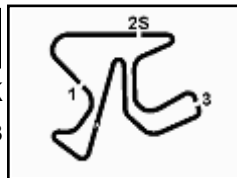
Points	Points From First	Points From Previous	February 28	March 13	April 3	April 17	May 1	May 15	May 29	June 19	July 10	September 18	October 2	October 16	October 28				
			PHILLIP ISLAND	BURIRAM	ARAGON	ASSEN	IMOLA	SEPANG	DONINGTON PARK	MISANO	LAGUNA SECA	LAUSITZRING	MAGNY-COURS	JEREZ	LOSAIL				
1 SYKES Tom (GBR)	273		25	20	25	25	13	25	25	25	25	20	20	25					
2 REA Jonathan (GBR)	196	77	16	16	11	13	16	16	13	20	20	10	25	20					
3 DAVIES Chaz (GBR)	170	103	26	7	13	13	10	25	11	20	7	13	25	16	10				
4 GIUGLIANO Davide (ITA)	146	127	24	20	10	10	16	20	7	11	9	16	8	3	16				
5 HAYDEN Nicky (USA)	114	159	32	9	8	6	6	7	13	9	10	10	16	9	11				
6 LOWES Alex (GBR)	103	170	11	11	9	16	4	2	20		13	6	4	5	13				
7 VAN DER MARK Michael (NED)	98	175	5	10	25	5	11	5	6	4	6	5	6	10	5				
8 GUINTOLI Sylvain (FRA)	95	178	3	13	11	20	20	4				7	13	7					
9 SAVADORI Lorenzo (ITA)	95	178	0	8		4	5	11	9	16	11	8	13	8	2				
10 TORRES Jordi (ESP)	90	183	5	4	6	8	7	10	8	10	4	9	11	4	9				
11 CAMIER Leon (GBR)	79	194	11	6	2	9	3	9	4	8	8	4	9	11	6				
12 FORÉS Xavi (ESP)	72	201	7	3		7	8	3	1	6	16	11	3	6	8				
13 REITERBERGER Markus (GER)	55	218	17	5	7	3	9	8	10		5		5		3				
14 BROOKES Joshua (AUS)	15	258	40	2	3		2	1	2	2		1		2					
15 WEST Anthony (AUS)	14	259	1						5		3	2			4				
16 BAIOTTO Matteo (ITA)	11	262	3		4		1	6											
17 ABRAHAM Karel (CZE)	11	262	0		5	1				5									
18 DE ANGELIS Alex (RSM)	10	263	1						3	3		3		1					
19 CANEPA Niccolò (ITA)	8	265	2								1	7							
20 RAMOS Román (ESP)	8	265	0		1	2				1	2		1		1				
21 LAGRIVE Matthieu (FRA)	7	266	1											7					
22 BEAUBIER Cameron (USA)	7	266	0							7									

These data/results cannot be reproduced, stored and/or transmitted in whole or in part by any manner of electronic, mechanical, photocopying, recording, broadcasting or otherwise now known or herein after developed without the previous express consent by the copyright owner, except for reproduction in daily press and regular printed publications on sale to the public within 60 days of the event related to those data/results and always provided that copyright symbol appears together as follows below.

© DORNA WSBK ORGANIZATION Srl 2016

PIRELLI PERFORMA TUNING





Jerez 4.423 m

Spanish Round, 14-15-16 October 2016
World Superbike - TISSOT- Superpole Award

	Points	Points From First	Points From Previous	February 28 PHILLIP ISLAND	March 13 BURIRAM	April 3 ARAGON	April 17 ASSEN	May 1 IMOLA	May 15 SEPANG	May 29 DONINGTON PARK	June 19 MISANO	July 10 LAGUNA SECA	September 18 LAUSITZRING	October 2 MAGNY-COURS	October 16 JEREZ	October 28 LOSAIL			
23 SCHMITTER Dominic (SUI)	2	271	5										2						
24 BARRIER Sylvain (FRA)	1	272	1	1															

These data/results cannot be reproduced, stored and/or transmitted in whole or in part by any manner of electronic, mechanical, photocopying, recording, broadcasting or otherwise now known or herein after developed without the previous express consent by the copyright owner, except for reproduction in daily press and regular printed publications on sale to the public within 60 days of the event related to those data/results and always provided that copyright symbol appears together as follows below.

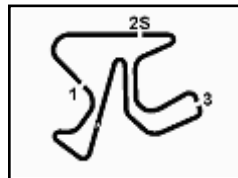
© DORNA WSBK ORGANIZATION Srl 2016



Official Tyre Supplier



Official Timekeeper



Jerez 4.423 m

Spanish Round, 14-15-16 October 2016

World Superbike - Superpole Ranking

	2013	2014	2015	2016
01 Phillip Island	Checa (Esp) Duc 1'30.234 (177,3 Km/h)	Guintoli (Fra) Apr 1'30.038 (177,7 Km/h)	Rea (Gbr) Kaw 1'31.212 (175,4 Km/h)	Sykes (Gbr) Kaw 1'30.020 (177,8 Km/h)
02 Buriram			Rea (Gbr) Kaw 1'33.382 (175,6 Km/h)	van der Mark (Ned) Hon 1'33.452 (175,4 Km/h)
03 Aragon	Sykes (Gbr) Kaw 1'56.339 (165,4 Km/h)	Sykes (Gbr) Kaw 1'56.479 (165,2 Km/h)	Haslam (Gbr) Apr 1'49.664 (166,7 Km/h)	Sykes (Gbr) Kaw 1'49.374 (167,1 Km/h)
04 Assen	Sykes (Gbr) Kaw 1'35.043 (172,0 Km/h)	Baz (Fra) Kaw 1'34.357 (173,3 Km/h)	Sykes (Gbr) Kaw 1'34.789 (172,5 Km/h)	Sykes (Gbr) Kaw 1'35.440 (171,3 Km/h)
05 Imola	Sykes (Gbr) Kaw 1'45.981 (167,7 Km/h)	Rea (Gbr) Hon 1'46.289 (167,2 Km/h)	Giugliano (Ita) Duc 1'46.382 (167,0 Km/h)	Davies (Gbr) Duc 1'45.598 (168,3 Km/h)
06 Sepang		Guintoli (Fra) Apr 2'03.002 (162,2 Km/h)	Sykes (Gbr) Kaw 2'03.240 (161,9 Km/h)	Sykes (Gbr) Kaw 2'02.246 (163,2 Km/h)
07 Donington	Sykes (Gbr) Kaw 1'27.378 (165,7 Km/h)	Giugliano (Ita) Duc 1'44.903 (138,1 Km/h)	Sykes (Gbr) Kaw 1'27.071 (166,3 Km/h)	Sykes (Gbr) Kaw 1'26.712 (167,0 Km/h)
08 Misano Adriatico		Sykes (Gbr) Kaw 1'34.883 (160,3 Km/h)	Sykes (Gbr) Kaw 1'34.214 (161,5 Km/h)	Sykes (Gbr) Kaw 1'34.037 (161,8 Km/h)
09 Laguna Seca	Guintoli (Fra) Apr 1'22.683 (157,2 Km/h)	Sykes (Gbr) Kaw 1'21.811 (158,9 Km/h)	Davies (Gbr) Duc 1'22.101 (158,3 Km/h)	Sykes (Gbr) Kaw 1'22.155 (158,2 Km/h)
10 Lausitz				Davies (Gbr) Duc 1'37.883 (156,9 Km/h)
11 Magny-Cours	Sykes (Gbr) Kaw 1'38.592 (161,1 Km/h)	Sykes (Gbr) Kaw 1'36.366 (164,8 Km/h)	Haslam (Gbr) Apr 1'56.404 (136,4 Km/h)	Rea (Gbr) Kaw 1'52.881 (140,7 Km/h)
12 Jerez	Lavery (Irl) Apr 1'40.620 (158,2 Km/h)	Baz (Fra) Kaw 1'40.298 (158,8 Km/h)	Sykes (Gbr) Kaw 1'40.292 (158,8 Km/h)	Sykes (Gbr) Kaw 1'39.190 (160,5 Km/h)
13 Losail		Giugliano (Ita) Duc 1'57.033 (165,5 Km/h)	Sykes (Gbr) Kaw 1'56.821 (165,8 Km/h)	

2016

- 8 T. Sykes
- 2 C. Davies
- 1 M. van der Mark
- 1 J. Rea

ALL TIMES

- | | | | |
|---------------|----------------|------------------|-------------------|
| 43 T. Corser | 6 J. Kocinski | 2 A. Yanagawa | 1 J. Reynolds |
| 38 T. Sykes | 6 C. Crutchlow | 2 M. Lucchinelli | 1 S. Hislop |
| 26 T. Bayliss | 5 D. Giugliano | 2 B. Bostrom | 1 M. Mladin |
| 21 C. Fogarty | 5 M. Biaggi | 2 B. Monti | 1 R. Xaus |
| 17 D. Polen | 4 F. Merkel | 2 M. Campbell | 1 M. Tamada |
| 16 N. Hodgson | 4 J. Toseland | 2 Y. Nagai | 1 L. Lanzi |
| 15 C. Edwards | 4 S. Guintoli | 2 M. Neukirchner | 1 M. Fabrizio |
| 11 B. Spies | 3 S. Mertens | 2 L. Baz | 1 A. Badovini |
| 10 P. Chili | 3 R. Phillis | 2 E. Lavery | 1 F. Nieto |
| 10 C. Checa | 3 S. Martin | 1 M. Doohan | 1 T. Hill |
| 9 R. Roche | 3 C. Vermeulen | 1 D. Chandler | 1 J. Hopkins |
| 8 G. Falappa | 3 Y. Kagayama | 1 P. Goddard | 1 M. van der Mark |
| 8 S. Russell | 3 L. Haslam | 1 M. Dowson | 1 M. Melandri |
| 8 A. Slight | 3 J. Smrz | 1 A. Vieira | 1 I. Jaitovich |
| 7 N. Haga | 3 C. Davies | 1 T. Kipp | |
| 7 R. Laconi | 2 A. Gobert | 1 S. Crafar | |
| 7 J. Rea | 2 D. Tardozzi | 1 R. Burnett | |

These data/results cannot be reproduced, stored and/or transmitted in whole or in part by any manner of electronic, mechanical, photocopying, recording, broadcasting or otherwise now known or herein after developed without the previous express consent by the copyright owner, except for reproduction in daily press and regular printed publications on sale to the public within 60 days of the event related to those data/results and always provided that copyright symbol appears together as follows below.

© DORNA WSBK ORGANIZATION Srl 2016