

Spanish Round, 14-15-16 October 2016

World Superbike - Results Warm Up

Jerez 4.423 m

1 / 2

No.	Rider	Nat	Team	Bike	Time	Gap	Rel.	Laps	Speed	
									Avg	Max
1	66 T. SYKES	GBR	Kawasaki Racing Team	Kawasaki ZX-10R	1'41.297			9	157,189	274,1
2	7 C. DAVIES	GBR	Aruba.it Racing - Ducati	Ducati Panigale R	1'41.385	0.088	0.088	9	157,053	276,2
3	69 N. HAYDEN	USA	Honda World Superbike Team	Honda CBR1000RR SP	1'41.645	0.348	0.260	9	156,651	275,5
4	1 J. REA	GBR	Kawasaki Racing Team	Kawasaki ZX-10R	1'41.858	0.561	0.213	9	156,324	272,0
5	22 A. LOWES	GBR	Pata Yamaha Official WorldSBK Team	Yamaha YZF R1	1'41.904	0.607	0.046	9	156,253	272,7
6	34 D. GIUGLIANO	ITA	Aruba.it Racing - Ducati	Ducati Panigale R	1'41.925	0.628	0.021	9	156,221	270,0
7	60 M. VAN DER MARK	NED	Honda World Superbike Team	Honda CBR1000RR SP	1'41.930	0.633	0.005	9	156,213	272,7
8	2 L. CAMIER	GBR	MV Agusta Reparto Corse	MV Agusta 1000 F4	1'42.218	0.921	0.288	9	155,773	270,7
9	81 J. TORRES	ESP	Althea BMW Racing Team	BMW S1000 RR	1'42.244	0.947	0.026	9	155,733	276,9
10	21 M. REITERBERGER	GER	Althea BMW Racing Team	BMW S1000 RR	1'42.361	1.064	0.117	9	155,555	270,7
11	12 X. FORÉS	ESP	Barni Racing Team	Ducati Panigale R	1'42.400	1.103	0.039	9	155,496	271,4
12	50 S. GUINTOLI	FRA	Pata Yamaha Official WorldSBK Team	Yamaha YZF R1	1'42.497	1.200	0.097	9	155,349	271,4
13	15 A. DE ANGELIS	RSM	IodaRacing Team	Aprilia RSV4 RF	1'42.610	1.313	0.113	9	155,178	274,1
14	25 J. BROOKES	AUS	Milwaukee BMW	BMW S1000 RR	1'42.673	1.376	0.063	9	155,083	270,7
15	32 L. SAVADORI	ITA	IodaRacing Team	Aprilia RSV4 RF	1'43.087	1.790	0.414	9	154,460	274,1
16	13 A. WEST	AUS	Pedercini Racing	Kawasaki ZX-10R	1'43.114	1.817	0.027	9	154,419	272,0
17	40 R. RAMOS	ESP	Team GoEleven	Kawasaki ZX-10R	1'43.461	2.164	0.347	8	153,901	275,5
18	56 P. SEBESTYÉN	HUN	Team Tóth	Yamaha YZF R1	1'44.273	2.976	0.812	9	152,703	266,7
19	99 L. SCASSA	ITA	VFT Racing	Ducati Panigale R	1'44.336	3.039	0.063	6	152,611	264,1
20	4 G. VIZZIELLO	ITA	Grillini Racing Team	Kawasaki ZX-10R	1'44.363	3.066	0.027	8	152,571	264,7
21	11 S. AL SULAITI	QAT	Pedercini Racing	Kawasaki ZX-10R	1'44.407	3.110	0.044	9	152,507	268,7
22	94 M. LUSSIANA	FRA	Team ASP1	BMW S1000 RR	1'44.762	3.465	0.355	8	151,990	266,0
23	9 D. SCHMITTER	SUI	Grillini Racing Team	Kawasaki ZX-10R	1'45.004	3.707	0.242	7	151,640	268,0
24	82 K. PESEK	CZE	Team Tóth	Yamaha YZF R1	1'45.570	4.273	0.566	9	150,827	266,0

AIR	Humidity:	78%	Temp:	16°C
TRACK	Condition:	Dry	Temp:	19°C

Records	Pole (SP2)	2016 T.Sykes	1'39.190	160,530	Km/h
	Race (RACE1)	2015 J.Rea	1'41.136	157,440	Km/h
	Circuit (SP2)	2016 T.Sykes	1'39.190	160,530	Km/h

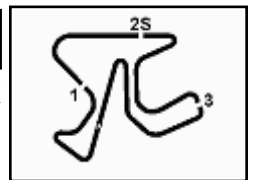
These data/results cannot be reproduced, stored and/or transmitted in whole or in part by any manner of electronic, mechanical, photocopying, recording, broadcasting or otherwise now known or herein after developed without the previous express consent by the copyright owner, except for reproduction in daily press and regular printed publications on sale to the public within 60 days of the event related to those data/results and always provided that copyright symbol appears together as follows below.

© DORNA WSBK ORGANIZATION Srl 2016

Start	End	The results are provisional until the end of the time limit for protests and appeals
16/10/2016 09:30	09:57	and the completion of the technical checks.

FCR PERIODIC TIMING




Spanish Round, 14-15-16 October 2016
World Superbike - Results Warm Up
Session Highlights

09.30.02		Start
09.31.22		RED FLAG
09.42.00		Session restart
09.48.17		Pit Intervention Time: 55sec
09.48.55	Torres	On the Gravel - Re-Joined - Turn 8
09.49.04	Sebestyén	On the Gravel - Re-Joined - Turn 8
09.52.31		STOCK1000 Warm Up Will Start at 10:05
09.57.34		End Of Session

Fastest Laps Sequence

No.	Rider	Nat	Team	Bike	Local Time	Time	Gap	Avg
1	J. REA	GBR	Kawasaki Racing Team	Kawasaki ZX-10R	09:43'50.385	1'48.038		147,381
1	J. REA	GBR	Kawasaki Racing Team	Kawasaki ZX-10R	09:45'32.613	1'42.228	-5.810	155,758
60	M. VAN DER MARK	NED	Honda World Superbike Team	Honda CBR1000RR SP	09:45'59.077	1'42.007	-0.221	156,095
7	C. DAVIES	GBR	Aruba.it Racing - Ducati	Ducati Panigale R	09:46'10.063	1'41.385	-0.622	157,053
66	T. SYKES	GBR	Kawasaki Racing Team	Kawasaki ZX-10R	09:47'59.977	1'41.362	-0.023	157,088
66	T. SYKES	GBR	Kawasaki Racing Team	Kawasaki ZX-10R	09:49'41.274	1'41.297	-0.065	157,189

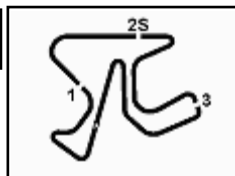
These data/results cannot be reproduced, stored and/or transmitted in whole or in part by any manner of electronic, mechanical, photocopying, recording, broadcasting or otherwise now known or herein after developed without the previous express consent by the copyright owner, except for reproduction in daily press and regular printed publications on sale to the public within 60 days of the event related to those data/results and always provided that copyright symbol appears together as follows below.

© DORNA WSBK ORGANIZATION Srl 2016

Start	End	The results are provisional until the end of the time limit for protests and appeals
16/10/2016 09:30	09:57	and the completion of the technical checks.

FCR PERDIA TIMING





Spanish Round, 14-15-16 October 2016 World Superbike - Best Sector & Speed Warm Up

Jerez 4.423 m

Best Lap

1	66 T. SYKES	Kawasaki ZX-10R	1'41.297
2	7 C. DAVIES	Ducati Panigale R	1'41.385
3	69 N. HAYDEN	Honda CBR1000RR SP	1'41.645
4	1 J. REA	Kawasaki ZX-10R	1'41.858
5	22 A. LOWES	Yamaha YZF R1	1'41.904
6	34 D. GIUGLIANO	Ducati Panigale R	1'41.925
7	60 M. VAN DER MARK	Honda CBR1000RR SP	1'41.930
8	2 L. CAMIER	MV Agusta 1000 F4	1'42.218
9	81 J. TORRES	BMW S1000 RR	1'42.244
10	21 M. REITERBERGER	BMW S1000 RR	1'42.361
11	12 X. FORÉS	Ducati Panigale R	1'42.400
12	50 S. GUINTOLI	Yamaha YZF R1	1'42.497
13	15 A. DE ANGELIS	Aprilia RSV4 RF	1'42.610
14	25 J. BROOKES	BMW S1000 RR	1'42.673
15	32 L. SAVADORI	Aprilia RSV4 RF	1'43.087
16	13 A. WEST	Kawasaki ZX-10R	1'43.114
17	40 R. RAMOS	Kawasaki ZX-10R	1'43.461
18	56 P. SEBESTYÉN	Yamaha YZF R1	1'44.273
19	99 L. SCASSA	Ducati Panigale R	1'44.336
20	4 G. VIZZIELLO	Kawasaki ZX-10R	1'44.363
21	11 S. AL SULAITI	Kawasaki ZX-10R	1'44.407
22	94 M. LUSSIANA	BMW S1000 RR	1'44.762
23	9 D. SCHMITTER	Kawasaki ZX-10R	1'45.004
24	82 K. PESEK	Yamaha YZF R1	1'45.570

Best Sector & Speed

1	81 J. TORRES	BMW S1000 RR	276.9
2	7 C. DAVIES	Ducati Panigale R	276.2
3	69 N. HAYDEN	Honda CBR1000RR SP	275.5
4	40 R. RAMOS	Kawasaki ZX-10R	275.5
5	15 A. DE ANGELIS	Aprilia RSV4 RF	274.1
6	66 T. SYKES	Kawasaki ZX-10R	274.1
7	32 L. SAVADORI	Aprilia RSV4 RF	274.1
8	60 M. VAN DER MARK	Honda CBR1000RR SP	272.7
9	22 A. LOWES	Yamaha YZF R1	272.7
10	13 A. WEST	Kawasaki ZX-10R	272.0
11	1 J. REA	Kawasaki ZX-10R	272.0
12	12 X. FORÉS	Ducati Panigale R	271.4
13	50 S. GUINTOLI	Yamaha YZF R1	271.4
14	2 L. CAMIER	MV Agusta 1000 F4	270.7
15	21 M. REITERBERGER	BMW S1000 RR	270.7
16	25 J. BROOKES	BMW S1000 RR	270.7
17	34 D. GIUGLIANO	Ducati Panigale R	270.0
18	11 S. AL SULAITI	Kawasaki ZX-10R	268.7
19	9 D. SCHMITTER	Kawasaki ZX-10R	268.0
20	56 P. SEBESTYÉN	Yamaha YZF R1	266.7
21	82 K. PESEK	Yamaha YZF R1	266.0
22	94 M. LUSSIANA	BMW S1000 RR	266.0
23	4 G. VIZZIELLO	Kawasaki ZX-10R	264.7
24	99 L. SCASSA	Ducati Panigale R	264.1

Seg. 1

1	7 C. DAVIES	25.194
2	66 T. SYKES	25.240
3	2 L. CAMIER	25.310
4	34 D. GIUGLIANO	25.364
5	81 J. TORRES	25.381
6	69 N. HAYDEN	25.392
7	1 J. REA	25.439
8	22 A. LOWES	25.443
9	60 M. VAN DER MARK	25.475
10	32 L. SAVADORI	25.489
11	50 S. GUINTOLI	25.515
12	12 X. FORÉS	25.582
13	21 M. REITERBERGE	25.606
14	15 A. DE ANGELIS	25.619
15	13 A. WEST	25.648
16	25 J. BROOKES	25.671
17	40 R. RAMOS	25.806
18	99 L. SCASSA	25.923
19	56 P. SEBESTYÉN	25.982
20	11 S. AL SULAITI	26.060
21	4 G. VIZZIELLO	26.114
22	9 D. SCHMITTER	26.127
23	94 M. LUSSIANA	26.224
24	82 K. PESEK	26.284

Seg. 2

1	69 N. HAYDEN	14.731
2	7 C. DAVIES	14.776
3	50 S. GUINTOLI	14.785
4	66 T. SYKES	14.790
5	60 M. VAN DER MARK	14.817
6	22 A. LOWES	14.832
7	12 X. FORÉS	14.858
8	15 A. DE ANGELIS	14.882
9	1 J. REA	14.912
10	25 J. BROOKES	14.913
11	21 M. REITERBERGE	14.917
12	13 A. WEST	14.938
13	34 D. GIUGLIANO	14.938
14	2 L. CAMIER	14.945
15	81 J. TORRES	14.959
16	40 R. RAMOS	14.984
17	32 L. SAVADORI	15.045
18	11 S. AL SULAITI	15.082
19	56 P. SEBESTYÉN	15.093
20	9 D. SCHMITTER	15.185
21	4 G. VIZZIELLO	15.193
22	82 K. PESEK	15.248
23	94 M. LUSSIANA	15.264
24	99 L. SCASSA	15.319

Seg. 3

1	34 D. GIUGLIANO	30.127
2	66 T. SYKES	30.151
3	69 N. HAYDEN	30.244
4	60 M. VAN DER MARK	30.265
5	22 A. LOWES	30.281
6	7 C. DAVIES	30.284
7	1 J. REA	30.353
8	2 L. CAMIER	30.413
9	81 J. TORRES	30.477
10	50 S. GUINTOLI	30.505
11	32 L. SAVADORI	30.510
12	12 X. FORÉS	30.525
13	25 J. BROOKES	30.531
14	21 M. REITERBERGE	30.564
15	13 A. WEST	30.582
16	15 A. DE ANGELIS	30.584
17	4 G. VIZZIELLO	30.838
18	40 R. RAMOS	30.895
19	99 L. SCASSA	30.996
20	56 P. SEBESTYÉN	31.038
21	11 S. AL SULAITI	31.104
22	94 M. LUSSIANA	31.177
23	9 D. SCHMITTER	31.316
24	82 K. PESEK	31.619

Seg. 4

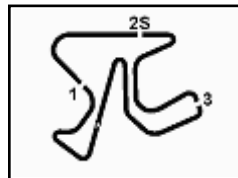
1	7 C. DAVIES	31.004
2	66 T. SYKES	31.086
3	1 J. REA	31.154
4	69 N. HAYDEN	31.180
5	60 M. VAN DER MARK	31.206
6	81 J. TORRES	31.214
7	21 M. REITERBERGE	31.230
8	12 X. FORÉS	31.232
9	2 L. CAMIER	31.254
10	22 A. LOWES	31.283
11	34 D. GIUGLIANO	31.352
12	15 A. DE ANGELIS	31.353
13	50 S. GUINTOLI	31.383
14	25 J. BROOKES	31.412
15	32 L. SAVADORI	31.452
16	40 R. RAMOS	31.545
17	13 A. WEST	31.552
18	56 P. SEBESTYÉN	31.845
19	4 G. VIZZIELLO	31.914
20	94 M. LUSSIANA	32.073
21	99 L. SCASSA	32.098
22	11 S. AL SULAITI	32.161
23	82 K. PESEK	32.177
24	9 D. SCHMITTER	32.200

16/10/2016

These data/results cannot be reproduced, stored and/or transmitted in whole or in part by any manner of electronic, mechanical, photocopying, recording, broadcasting or otherwise now known or herein after developed without the previous express consent by the copyright owner, except for reproduction in daily press and regular printed publications on sale to the public within 60 days of the event related to those data/results and always provided that copyright symbol appears together as follows below.

© DORNA WSBK ORGANIZATION Srl 2016





Jerez 4.423 m

1 / 1

Spanish Round, 14-15-16 October 2016

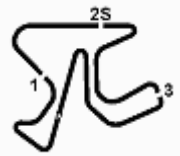
World Superbike - Ideal Times Warm Up

No.	Rider	Nat	Bike	Seg. 1	Seg. 2	Seg. 3	Seg. 4	Ideal Time			
				Diff. 1	Diff. 2	Diff. 3	Diff. 4	Best Lap	Pos.	Diff.	
1	7 C. DAVIES	GBR	Ducati Panigale R	25.194	14.776 0.020	30.284 0.107	31.004	1'41.258	1'41.385	2	0.127
2	66 T. SYKES	GBR	Kawasaki ZX-10R	25.240 0.030	14.790	30.151	31.086	1'41.267	1'41.297	1	0.030
3	69 N. HAYDEN	USA	Honda CBR1000RR SP	25.392	14.731 0.097	30.244	31.180 0.001	1'41.547	1'41.645	3	0.098
4	60 M. VAN DER MARK	NED	Honda CBR1000RR SP	25.475 0.094	14.817	30.265 0.073	31.206	1'41.763	1'41.930	7	0.167
5	34 D. GIUGLIANO	ITA	Ducati Panigale R	25.364	14.938 0.038	30.127	31.352 0.106	1'41.781	1'41.925	6	0.144
6	22 A. LOWES	GBR	Yamaha YZF R1	25.443 0.019	14.832	30.281	31.283 0.046	1'41.839	1'41.904	5	0.065
7	1 J. REA	GBR	Kawasaki ZX-10R	25.439	14.912	30.353	31.154	1'41.858	1'41.858	4	0.000
8	2 L. CAMIER	GBR	MV Agusta 1000 F4	25.310 0.218	14.945 0.078	30.413	31.254	1'41.922	1'42.218	8	0.296
9	81 J. TORRES	ESP	BMW S1000 RR	25.381 0.091	14.959 0.076	30.477	31.214 0.046	1'42.031	1'42.244	9	0.213
10	50 S. GUINTOLI	FRA	Yamaha YZF R1	25.515	14.785	30.505 0.309	31.383	1'42.188	1'42.497	12	0.309
11	12 X. FORÉS	ESP	Ducati Panigale R	25.582 0.203	14.858	30.525	31.232	1'42.197	1'42.400	11	0.203
12	21 M. REITERBERGER	GER	BMW S1000 RR	25.606	14.917 0.044	30.564	31.230	1'42.317	1'42.361	10	0.044
13	15 A. DE ANGELIS	RSM	Aprilia RSV4 RF	25.619 0.037	14.882 0.038	30.584	31.353 0.097	1'42.438	1'42.610	13	0.172
14	32 L. SAVADORI	ITA	Aprilia RSV4 RF	25.489 0.451	15.045 0.020	30.510 0.120	31.452	1'42.496	1'43.087	15	0.591
15	25 J. BROOKES	AUS	BMW S1000 RR	25.671 0.146	14.913	30.531	31.412	1'42.527	1'42.673	14	0.146
16	13 A. WEST	AUS	Kawasaki ZX-10R	25.648 0.239	14.938 0.155	30.582	31.552	1'42.720	1'43.114	16	0.394
17	40 R. RAMOS	ESP	Kawasaki ZX-10R	25.806 0.231	14.984	30.895	31.545	1'43.230	1'43.461	17	0.231
18	56 P. SEBESTYÉN	HUN	Yamaha YZF R1	25.982 0.102	15.093 0.065	31.038 0.101	31.845 0.047	1'43.958	1'44.273	18	0.315
19	4 G. VIZZIELLO	ITA	Kawasaki ZX-10R	26.114 0.304	15.193	30.838	31.914	1'44.059	1'44.363	20	0.304
20	99 L. SCASSA	ITA	Ducati Panigale R	25.923	15.319	30.996	32.098	1'44.336	1'44.336	19	0.000
21	11 S. AL SULAITI	QAT	Kawasaki ZX-10R	26.060	15.082	31.104	32.161	1'44.407	1'44.407	21	0.000
22	94 M. LUSSIANA	FRA	BMW S1000 RR	26.224	15.264 0.024	31.177	32.073	1'44.738	1'44.762	22	0.024
23	9 D. SCHMITTER	SUI	Kawasaki ZX-10R	26.127 0.102	15.185 0.074	31.316	32.200	1'44.828	1'45.004	23	0.176
24	82 K. PESEK	CZE	Yamaha YZF R1	26.284 0.205	15.248 0.037	31.619	32.177	1'45.328	1'45.570	24	0.242

Overall Ideal Time 25.194 14.731 30.127 31.004 **1'41.056**

16/10/2016

These data/results cannot be reproduced, stored and/or transmitted in whole or in part by any manner of electronic, mechanical, photocopying, recording, broadcasting or otherwise now known or herein after developed without the previous express consent by the copyright owner, except for reproduction in daily press and regular printed publications on sale to the public within 60 days of the event related to those data/results and always provided that copyright symbol appears together as follows below.
© DORNA WSBK ORGANIZATION Srl 2016



Spanish Round, 14-15-16 October 2016 World Superbike - Chronological Analysis Warm Up

1° 66 T. SYKES (1'41.297) Table with columns: Lap, Seq. 1, Seq. 2, Seq. 3, Seq. 4, Lap Time, km/h, Local Time

2° 7 C. DAVIES (1'41.385) Table with columns: Lap, Seq. 1, Seq. 2, Seq. 3, Seq. 4, Lap Time, km/h, Local Time

3° 69 N. HAYDEN (1'41.645) Table with columns: Lap, Seq. 1, Seq. 2, Seq. 3, Seq. 4, Lap Time, km/h, Local Time

4° 1 J. REA (1'41.858) Table with columns: Lap, Seq. 1, Seq. 2, Seq. 3, Seq. 4, Lap Time, km/h, Local Time

5° 22 A. LOWES (1'41.904) Table with columns: Lap, Seq. 1, Seq. 2, Seq. 3, Seq. 4, Lap Time, km/h, Local Time

6° 34 D. GIUGLIANO (1'41.925) Table with columns: Lap, Seq. 1, Seq. 2, Seq. 3, Seq. 4, Lap Time, km/h, Local Time

5-9 Lap data for 66 T. SYKES: 5 (25.490, 15.008, 30.243...), 6 (25.416, 15.003, 30.192...), 7 (25.410, 14.938, 30.245...), 8 (25.493, 15.097, 30.447...), 9 (25.523, 15.111, 30.437...)

7° 60 M. VAN DER MARK (1'41.930) Table with columns: Lap, Seq. 1, Seq. 2, Seq. 3, Seq. 4, Lap Time, km/h, Local Time

8° 2 L. CAMIER (1'42.218) Table with columns: Lap, Seq. 1, Seq. 2, Seq. 3, Seq. 4, Lap Time, km/h, Local Time

9° 81 J. TORRES (1'42.244) Table with columns: Lap, Seq. 1, Seq. 2, Seq. 3, Seq. 4, Lap Time, km/h, Local Time

10° 21 M. REITERBERGER (1'42.361) Table with columns: Lap, Seq. 1, Seq. 2, Seq. 3, Seq. 4, Lap Time, km/h, Local Time

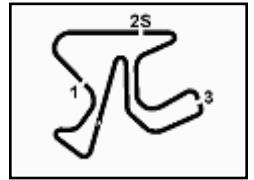
11° 12 X. FORÉS (1'42.400) Table with columns: Lap, Seq. 1, Seq. 2, Seq. 3, Seq. 4, Lap Time, km/h, Local Time

12° 50 S. GUINTOLI (1'42.497) Table with columns: Lap, Seq. 1, Seq. 2, Seq. 3, Seq. 4, Lap Time, km/h, Local Time

P = Pits In/Out - C = Lap-Time Cancelled

These data/results cannot be reproduced, stored and/or transmitted in whole or in part by any manner of electronic, mechanical, photocopying, recording, broadcasting or otherwise now known or herein after developed without the previous express consent by the copyright owner...





Jerez 4.423 m

3 / 3

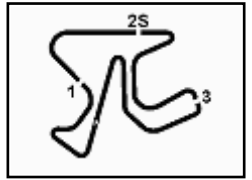
Spanish Round, 14-15-16 October 2016 World Superbike - Chronological Analysis Warm Up

24° 82 K. PESEK (1'45.570)							
Lap	Seq. 1	Seq. 2	Seq. 3	Seq. 4	Lap Time	km/h	Local Time
							9:30'17.012
1	36.719	16.621	33.934	10'21.444	11'48.718 P	252.3	9:42'05.730
2	34.171	15.881	32.592	32.857	1'55.501 P	262.1	9:44'01.231
3	26.613	15.248	32.554	32.264	1'46.679	266.0	9:45'47.910
4	26.489	15.285	31.619	32.177	1'45.570	266.0	9:47'33.480
5	26.284	15.316	31.745	32.326	1'45.671	263.4	9:49'19.151
6	26.399	15.361	31.745	32.300	1'45.805	262.8	9:51'04.956
7	34.096	15.753	35.680	32.419	1'57.948	264.7	9:53'02.904
8	26.461	15.397	31.832	32.322	1'46.012	264.7	9:54'48.916
9	26.340	15.427	31.743	32.490	1'46.000	262.8	9:56'34.916

P = Pits In/Out - C = Lap-Time Cancelled

These data/results cannot be reproduced, stored and/or transmitted in whole or in part by any manner of electronic, mechanical, photocopying, recording, broadcasting or otherwise now known or herein after developed without the previous express consent by the copyright owner, except for reproduction in daily press and regular printed publications on sale to the public within 60 days of the event related to those data/results and always provided that copyright symbol appears together as follows below.

© DORNA WSBK ORGANIZATION Srl 2016

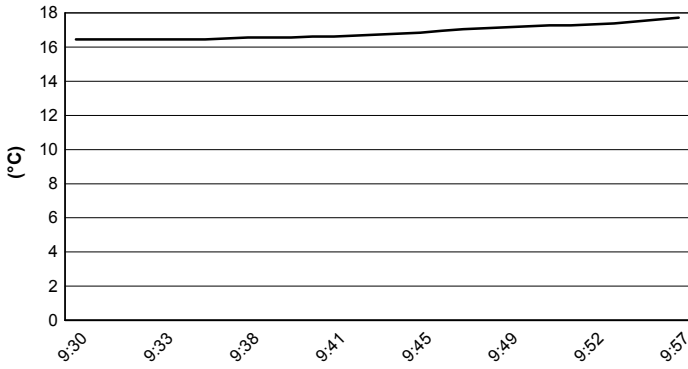


Jerez 4.423 m

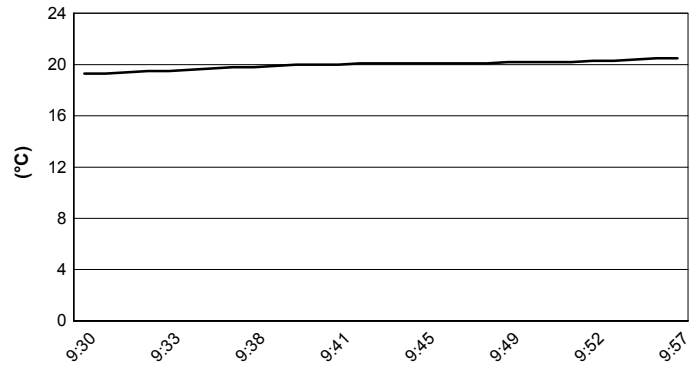
Spanish Round, 14-15-16 October 2016 World Superbike - Weather Report Warm Up

Session started 9:30 Session ended 9:57

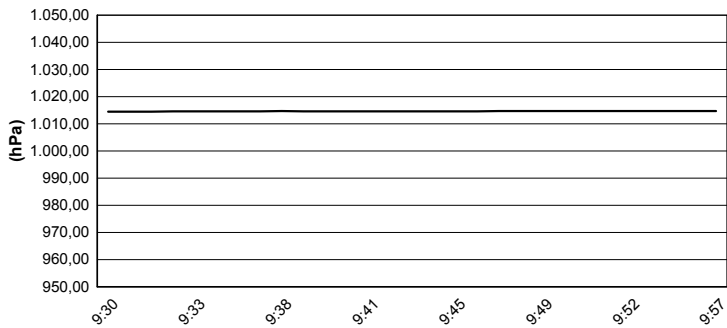
Air Temperature



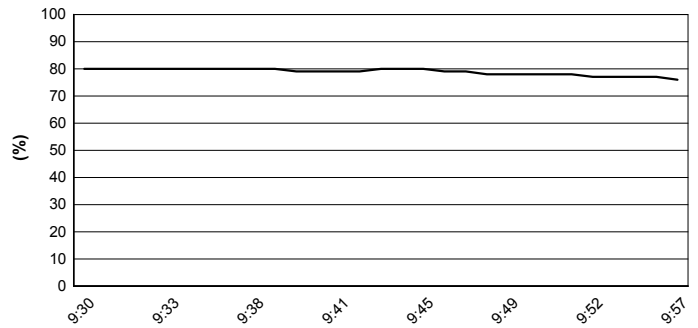
Track Temperature



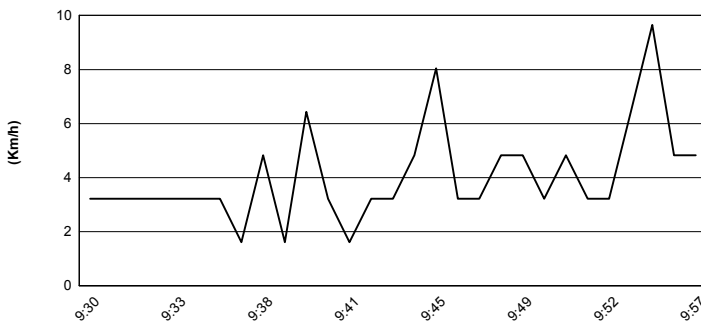
Air Pressure



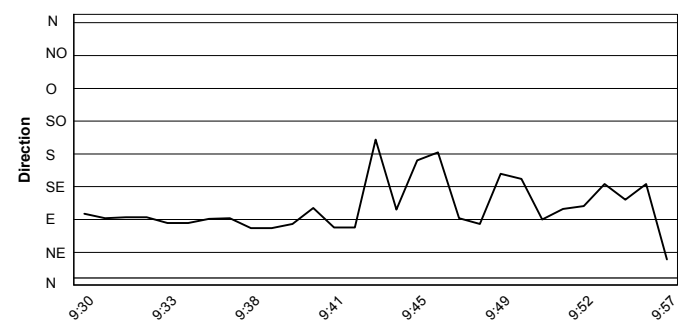
Humidity



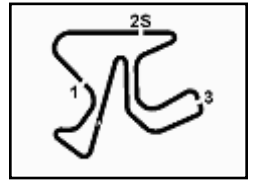
Wind Speed



Wind Direction



These data/results cannot be reproduced, stored and/or transmitted in whole or in part by any manner of electronic, mechanical, photocopying, recording, broadcasting or otherwise now known or herein after developed without the previous express consent by the copyright owner, except for reproduction in daily press and regular printed publications on sale to the public within 60 days of the event related to those data/results and always provided that copyright symbol appears together as follows below.
© DORNA WSBK ORGANIZATION Srl 2016



Jerez 4.423 m

Spanish Round, 14-15-16 October 2016

World Superbike - Starting Grid - Race 2

20 Laps x 4,423 km = 88,460 km

1	66 SYKES T. Kawasaki 1'39.190 SP2	2	1 REA J. Kawasaki 1'39.602 SP2	3	34 GIUGLIANO D. Ducati 1'39.977 SP2
2	22 LOWES A. Yamaha 1'39.980 SP2	5	69 HAYDEN N. Honda 1'40.103 SP2	6	7 DAVIES C. Ducati 1'40.111 SP2
3	81 TORRES J. BMW 1'40.111 SP2	8	12 FORÉS X. Ducati 1'40.170 SP2	9	50 GUINTOLI S. Yamaha 1'40.239 SP2
4	2 CAMIER L. MV Agusta 1'40.276 SP2	11	60 VAN DER MARK M. Honda 1'40.291 SP2	12	13 WEST A. Kawasaki 1'41.188 SP2
5	21 REITERBERGER M. BMW 1'41.528 SP1	14	32 SAVADORI L. Aprilia 1'41.622 SP1	15	40 RAMOS R. Kawasaki 1'41.838 SP1
6	15 DE ANGELIS A. Aprilia 1'41.876 SP1	17	25 BROOKES J. BMW 1'41.978 SP1	18	99 SCASSA L. Ducati 1'42.710 SP1
7	56 SEBESTYÉN P. Yamaha 1'43.238 SP1	20	4 VIZZIELLO G. Kawasaki 1'43.364 SP1	21	9 SCHMITTER D. Kawasaki 1'44.011 SP1
8	11 AL SULAITI S. Kawasaki 1'44.436 SP1	23	82 PESEK K. Yamaha 1'45.262 SP1	24	94 LUSSIANA M. BMW 1'45.373 SP1

Jury President

..... Race Director

These data/results cannot be reproduced, stored and/or transmitted in whole or in part by any manner of electronic, mechanical, photocopying, recording, broadcasting or otherwise now known or herein after developed without the previous express consent by the copyright owner, except for reproduction in daily press and regular printed publications on sale to the public within 60 days of the event related to those data/results and always provided that copyright symbol appears together as follows below.

© DORNA WSBK ORGANIZATION Srl 2016

