



Spanish Round, 14-15-16 October 2016

World Supersport - Biographical Entry List

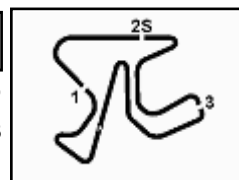
Jerez 4.423 m

No.	Rider (Abbreviation)			Nat	Bike Team	Wins 2016	Podiums 2016	Pole 2016	Races 2016	Tyres	
	Age	Date of Birth	Place of Birth								
1	1	SOFUOGLU Kenan (Sof)	32 25/08/1984	Adapazari	TUR	Kawasaki ZX-6R Kawasaki Puccetti Racing	37 5	76 7	29 6	114 10	Pirelli
2	2	JACOBSEN Patrick (Jac)	23 07/08/1993	Montgomery	USA	Honda CBR600RR Honda World Supersport Team	2	13 4	2	33 10	Pirelli
3	4	REA Gino (Rea)	27 18/09/1989	Tooting	GBR	MV Agusta F3 675 GRT Racing Team	1	7 3		47 10	Pirelli
4	6	STIRPE Davide (Sti)	24 01/08/1992	Rome	ITA	Kawasaki ZX-6R Scuderia Maranga Racing				7 7	Pirelli
5	10	CALERO Nacho (Cal)	25 05/07/1991	Valencia	ESP	Kawasaki ZX-6R Orelac Racing VerdNatura				43 10	Pirelli
6	11	GAMARINO Christian (Gam)	22 18/06/1994	Genova	ITA	Kawasaki ZX-6R Team GoEleven				33 10	Pirelli
7	12	GOBBI Christopher (Gob)	20 25/05/1996	Cesena	ITA	Yamaha YZF R6 VFT Racing				7 7	Pirelli
8	16	CLUZEL Jules (Clu)	28 12/10/1988	Montlucon	FRA	MV Agusta F3 675 MV Agusta Reparto Corse	12 2	26 4	18 2	43 10	Pirelli
9	20	LOUREIRO Dorren (Lou)	17 21/06/1999	Johannesburg	RSA	Honda CBR600RR WILSport Racedays Honda				1 1	Pirelli
10	21	KRUMMENACHER Randy (Kru)	26 24/02/1990	Zurich	SUI	Kawasaki ZX-6R Kawasaki Puccetti Racing	1 1	3 3	1 1	9 9	Pirelli
11	23	TANGRE Cédric (Tan)	33 23/07/1983	Meaux	FRA	Suzuki GSX-R600 Team Yohann Moto Sport				9 7	Pirelli
12	35	HILL Stefan (Hil)	18 23/02/1998	Coventry	GBR	Honda CBR600RR CIA Landlord Insurance Honda				11 10	Pirelli
13*	38	SOOMER Hannes (Soo)	18 17/02/1998	Tallinn	EST	Yamaha YZF R6 Kallio Racing				3 2	Pirelli
14	44	ROLFO Roberto (Rol)	36 23/03/1980	Torino	ITA	MV Agusta F3 675 Team Factory Vamag			3	45 10	Pirelli
15	47	BASSANI Axel (Bas)	17 24/07/1999	Feltre	ITA	Kawasaki ZX-6R San Carlo Team Italia				7 7	Pirelli
16	50	ORTT Braeden (Ort)	16 20/02/2000	Calgary	CAN	Honda CBR600RR WILSport Racedays Honda				6 6	Pirelli
17	55	MYKHALCHYK Illia (Myk)	20 17/08/1996	Kyiv	UKR	Kawasaki ZX-6R DS Junior Team				7 7	Pirelli
18	61	ZACCONE Alessandro (Zac)	17 16/01/1999	Rimini	ITA	Kawasaki ZX-6R San Carlo Team Italia				7 7	Pirelli
19	63	KHAIRUDDIN Zulfahmi (Kha)	24 20/10/1991	Banting	MAS	Kawasaki ZX-6R Orelac Racing VerdNatura			1	10 10	Pirelli
20	64	CARICASULO Federico (Car)	20 06/04/1996	Ravenna	ITA	Honda CBR600RR Bardahl Evan Bros. Honda Racing			1 1	10 10	Pirelli
21	65	CANDUCCI Michael (Can)	19 28/06/1997	Ravenna	ITA	MV Agusta F3 675 GRT Racing Team				3 3	Pirelli
22*	66	TUULI Niki (Tuu)	20 26/11/1995	Myrskylä	FIN	Yamaha YZF R6 Kallio Racing			2 2	3 2	Pirelli
23	69	JEZEK Ondrej (Jez)	27 15/03/1989	Brno	CZE	Kawasaki ZX-6R Team GoEleven				21 9	Pirelli
24	71	BERGMAN Christoffer (Ber)	27 06/10/1989	Karlstad	SWE	Honda CBR600RR CIA Landlord Insurance Honda				9 9	Pirelli
25	77	RYDE Kyle (Ryd)	19 22/07/1997	Nottingham	GBR	Kawasaki ZX-6R Schmidt Racing			1	10 9	Pirelli
26	78	OKUBO Hikari (Oku)	23 11/08/1993		JPN	Honda CBR600RR CIA Landlord Insurance Honda				10 10	Pirelli
27	80	PINSACH Xavier (Pin)	20 29/05/1996	Porqueres - Girona	ESP	Honda CBR600RR Gemar Balloons - Team Lorini				2 1	Pirelli
28	81	STAPLEFORD Luke (Sta)	25 11/07/1991	Leicester	GBR	Triumph Daytona 675 Profile Racing				10 7	Pirelli
29	83	EPIS Lachlan (Epi)	16 22/12/1999	Blacktown	AUS	Kawasaki ZX-6R Response RE Racing				9 9	Pirelli
30	86	BADOVINI Ayrton (Bad)	30 31/05/1986	Biella	ITA	Honda CBR600RR Gemar Balloons - Team Lorini	1 1	2 2		7 7	Pirelli
31	87	ZANETTI Lorenzo (Zan)	29 10/08/1987	Brescia	ITA	MV Agusta F3 675 MV Agusta Reparto Corse	1	8		44 10	Pirelli
32	111	SMITH Kyle (Smi)	25 16/09/1991	Huddersfield	GBR	Honda CBR600RR CIA Landlord Insurance Honda	2 1	4 1		22 10	Pirelli

* = Wild Card

These data/results cannot be reproduced, stored and/or transmitted in whole or in part by any manner of electronic, mechanical, photocopying, recording, broadcasting or otherwise now known or herein after developed without the previous express consent by the copyright owner, except for reproduction in daily press and regular printed publications on sale to the public within 60 days of the event related to those data/results and always provided that copyright symbol appears together as follows below.

© DORNA WSBK ORGANIZATION Srl 2016



Spanish Round, 14-15-16 October 2016

World Supersport - Results Free Practice 1st Session

Jerez 4.423 m

1 / 2

No.	Rider	Nat	Team	Bike	Class	Time	Gap	Rel.	Laps	Speed	
										Avg	Max
1	1 K. SOFUOGLU	TUR	Kawasaki Puccetti Racing	Kawasaki ZX-6R		1'44.402			19	152,514	236,3
2	21 R. KRUMMENACHER	SUI	Kawasaki Puccetti Racing	Kawasaki ZX-6R		1'44.826	0.424	0.424	25	151,897	240,5
3	2 P. JACOBSEN	USA	Honda World Supersport Team	Honda CBR600RR		1'45.239	0.837	0.413	22	151,301	241,6
4	55 I. MYKHALCHYK	UKR	DS Junior Team	Kawasaki ZX-6R	ESS	1'45.331	0.929	0.092	22	151,169	238,9
5	4 G. REA	GBR	GRT Racing Team	MV Agusta F3 675		1'45.338	0.936	0.007	22	151,159	240,5
6	86 A. BADOVINI	ITA	Gemar Balloons - Team Lorini	Honda CBR600RR		1'45.339	0.937	0.001	20	151,158	239,5
7	47 A. BASSANI	ITA	San Carlo Team Italia	Kawasaki ZX-6R	ESS	1'45.354	0.952	0.015	22	151,136	241,1
8	16 J. CLUZEL	FRA	MV Agusta Reparto Corse	MV Agusta F3 675		1'45.474	1.072	0.120	19	150,964	236,3
9	44 R. ROLFO	ITA	Team Factory Vamag	MV Agusta F3 675		1'45.680	1.278	0.206	16	150,670	240,0
10	87 L. ZANETTI	ITA	MV Agusta Reparto Corse	MV Agusta F3 675		1'45.742	1.340	0.062	18	150,582	240,5
11	111 K. SMITH	GBR	CIA Landlord Insurance Honda	Honda CBR600RR		1'45.876	1.474	0.134	27	150,391	237,4
12	11 C. GAMARINO	ITA	Team GoEleven	Kawasaki ZX-6R		1'45.990	1.588	0.114	23	150,229	237,9
13	66 N. TUULI	FIN	Kallio Racing	Yamaha YZF R6		1'45.997	1.595	0.007	23	150,219	241,6
14	61 A. ZACCONE	ITA	San Carlo Team Italia	Kawasaki ZX-6R	ESS	1'46.140	1.738	0.143	22	150,017	237,9
15	71 C. BERGMAN	SWE	CIA Landlord Insurance Honda	Honda CBR600RR		1'46.188	1.786	0.048	15	149,949	236,3
16	80 X. PINSACH	ESP	Gemar Balloons - Team Lorini	Honda CBR600RR		1'46.207	1.805	0.019	22	149,922	238,4
17	10 N. CALERO	ESP	Orelac Racing VerdNatura	Kawasaki ZX-6R		1'46.267	1.865	0.060	23	149,838	237,9
18	65 M. CANDUCCI	ITA	GRT Racing Team	MV Agusta F3 675		1'46.269	1.867	0.002	21	149,835	232,8
19	81 L. STAPLEFORD	GBR	Profile Racing	Triumph Daytona 675		1'46.308	1.906	0.039	22	149,780	241,1
20	77 K. RYDE	GBR	Schmidt Racing	Kawasaki ZX-6R		1'46.325	1.923	0.017	19	149,756	239,5
21	78 H. OKUBO	JPN	CIA Landlord Insurance Honda	Honda CBR600RR		1'46.690	2.288	0.365	24	149,244	238,4
22	64 F. CARICASULO	ITA	Bardahl Evan Bros. Honda Racing	Honda CBR600RR		1'46.734	2.332	0.044	17	149,182	236,3
23	63 Z. KHAIRUDDIN	MAS	Orelac Racing VerdNatura	Kawasaki ZX-6R		1'46.963	2.561	0.229	21	148,863	240,0
24	6 D. STIRPE	ITA	Scuderia Maranga Racing	Kawasaki ZX-6R	ESS	1'47.021	2.619	0.058	21	148,782	238,4
25	12 C. GOBBI	ITA	VFT Racing	Yamaha YZF R6	ESS	1'47.081	2.679	0.060	20	148,699	237,9
26	38 H. SOOMER	EST	Kallio Racing	Yamaha YZF R6		1'47.275	2.873	0.194	24	148,430	238,4
27	83 L. EPIS	AUS	Response RE Racing	Kawasaki ZX-6R		1'47.381	2.979	0.106	23	148,283	236,8
28	69 O. JEZEK	CZE	Team GoEleven	Kawasaki ZX-6R		1'47.406	3.004	0.025	22	148,249	238,9
29	23 C. TANGRE	FRA	Team Johann Moto Sport	Suzuki GSX-R600	ESS	1'47.619	3.217	0.213	23	147,955	231,8
30	50 B. ORTT	CAN	WILSport Racedays Honda	Honda CBR600RR	ESS	1'47.881	3.479	0.262	22	147,596	233,3
31	20 D. LOUREIRO	RSA	WILSport Racedays Honda	Honda CBR600RR	ESS	1'48.189	3.787	0.308	25	147,176	234,8
32	35 S. HILL	GBR	CIA Landlord Insurance Honda	Honda CBR600RR		1'48.739	4.337	0.550	20	146,431	233,3

Qualifying Lap Time (107% of 1'44.402): 1'51.711

AIR	Humidity:	70%	Temp:	20°C
TRACK	Condition:	Dry	Temp:	29°C

Records	Pole (QP2)	2013 S.Lowes	1'43.118	154,410	Km/h
	Race	2013 S.Lowes	1'44.111	152,940	Km/h
	Circuit (QP2)	2013 S.Lowes	1'43.118	154,410	Km/h

These data/results cannot be reproduced, stored and/or transmitted in whole or in part by any manner of electronic, mechanical, photocopying, recording, broadcasting or otherwise now known or herein after developed without the previous express consent by the copyright owner, except for reproduction in daily press and regular printed publications on sale to the public within 60 days of the event related to those data/results and always provided that copyright symbol appears together as follows below.

© DORNA WSBK ORGANIZATION Srl 2016

Start	End	The results are provisional until the end of the time limit for protests and appeals
14/10/2016 11:30	12:32	and the completion of the technical checks.

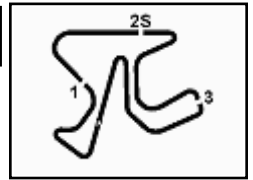
FIAT PERUGIA TIMING



Official Tyre Supplier



Official Timekeeper



Spanish Round, 14-15-16 October 2016

World Supersport - Results Free Practice 1st Session

Session Highlights

11.30.01		Start
11.34.17	Bergman	Check Transponder
11.39.58	Bergman	BLACK FLAG for Transponder Problem
11.42.46	Ryde	Technical Problem - Turn 7
11.54.54	Hill	Crashed - Turn 2
11.55.49	Hill	Re-joined
12.28.56	Ortt	Crashed - Turn 12
12.32.09		End Of Session

Fastest Laps Sequence

No.	Rider	Nat	Team	Bike	Local Time	Time	Gap	Avg
1	K. SOFUOGLU	TUR	Kawasaki Puccetti Racing	Kawasaki ZX-6R	11:31'56.352	1'52.862		141,082
1	K. SOFUOGLU	TUR	Kawasaki Puccetti Racing	Kawasaki ZX-6R	11:33'42.997	1'46.645	-6.217	149,307
1	K. SOFUOGLU	TUR	Kawasaki Puccetti Racing	Kawasaki ZX-6R	11:35'29.055	1'46.058	-0.587	150,133
1	K. SOFUOGLU	TUR	Kawasaki Puccetti Racing	Kawasaki ZX-6R	11:37'14.440	1'45.385	-0.673	151,092
21	R. KRUMMENACHER	SUI	Kawasaki Puccetti Racing	Kawasaki ZX-6R	12:16'40.925	1'44.967	-0.418	151,693
21	R. KRUMMENACHER	SUI	Kawasaki Puccetti Racing	Kawasaki ZX-6R	12:18'25.751	1'44.826	-0.141	151,897
1	K. SOFUOGLU	TUR	Kawasaki Puccetti Racing	Kawasaki ZX-6R	12:20'04.380	1'44.402	-0.424	152,514

These data/results cannot be reproduced, stored and/or transmitted in whole or in part by any manner of electronic, mechanical, photocopying, recording, broadcasting or otherwise now known or herein after developed without the previous express consent by the copyright owner, except for reproduction in daily press and regular printed publications on sale to the public within 60 days of the event related to those data/results and always provided that copyright symbol appears together as follows below.

© DORNA WSBK ORGANIZATION Srl 2016

Start	End	The results are provisional until the end of the time limit for protests and appeals
14/10/2016 11:30	12:32	and the completion of the technical checks.

FICR PERUGIA TIMING



Official Tyre Supplier



Official Timekeeper

Spanish Round, 14-15-16 October 2016

World Supersport - Best Sector & Speed Free Practice 1st Session

Jerez 4.423 m

Best Lap

1	1 K. SOFUOGLU	Kawasaki ZX-6R	1'44.402
2	21 R. KRUMMENACHER	Kawasaki ZX-6R	1'44.826
3	2 P. JACOBSEN	Honda CBR600RR	1'45.239
4	55 I. MYKHALCHYK	Kawasaki ZX-6R	1'45.331
5	4 G. REA	MV Austa F3 675	1'45.338
6	86 A. BADOVINI	Honda CBR600RR	1'45.339
7	47 A. BASSANI	Kawasaki ZX-6R	1'45.354
8	16 J. CLUZEL	MV Austa F3 675	1'45.474
9	44 R. ROLFO	MV Austa F3 675	1'45.680
10	87 L. ZANETTI	MV Austa F3 675	1'45.742
11	111 K. SMITH	Honda CBR600RR	1'45.876
12	11 C. GAMARINO	Kawasaki ZX-6R	1'45.990
13	66 N. TUULI	Yamaha YZF R6	1'45.997
14	61 A. ZACCONE	Kawasaki ZX-6R	1'46.140
15	71 C. BERGMAN	Honda CBR600RR	1'46.188
16	80 X. PINSACH	Honda CBR600RR	1'46.207
17	10 N. CALERO	Kawasaki ZX-6R	1'46.267
18	65 M. CANDUCCI	MV Austa F3 675	1'46.269
19	81 L. STAPLEFORD	Triumph Daytona 675	1'46.308
20	77 K. RYDE	Kawasaki ZX-6R	1'46.325
21	78 H. OKUBO	Honda CBR600RR	1'46.690
22	64 F. CARICASULO	Honda CBR600RR	1'46.734
23	63 Z. KHAIRUDDIN	Kawasaki ZX-6R	1'46.963
24	6 D. STIRPE	Kawasaki ZX-6R	1'47.021
25	12 C. GOBBI	Yamaha YZF R6	1'47.081
26	38 H. SOOMER	Yamaha YZF R6	1'47.275
27	83 L. EPIS	Kawasaki ZX-6R	1'47.381
28	69 O. JEZEK	Kawasaki ZX-6R	1'47.406
29	23 C. TANGRE	Suzuki GSX-R600	1'47.619
30	50 B. ORTT	Honda CBR600RR	1'47.881
31	20 D. LOUREIRO	Honda CBR600RR	1'48.189
32	35 S. HILL	Honda CBR600RR	1'48.739

Best Sector & Speed

1	2 P. JACOBSEN	Honda CBR600RR	241.6
2	66 N. TUULI	Yamaha YZF R6	241.6
3	47 A. BASSANI	Kawasaki ZX-6R	241.1
4	81 L. STAPLEFORD	Triumph Daytona 675	241.1
5	21 R. KRUMMENACHER	Kawasaki ZX-6R	240.5
6	87 L. ZANETTI	MV Austa F3 675	240.5
7	4 G. REA	MV Austa F3 675	240.5
8	44 R. ROLFO	MV Austa F3 675	240.0
9	63 Z. KHAIRUDDIN	Kawasaki ZX-6R	240.0
10	77 K. RYDE	Kawasaki ZX-6R	239.5
11	86 A. BADOVINI	Honda CBR600RR	239.5
12	69 O. JEZEK	Kawasaki ZX-6R	238.9
13	55 I. MYKHALCHYK	Kawasaki ZX-6R	238.9
14	6 D. STIRPE	Kawasaki ZX-6R	238.4
15	78 H. OKUBO	Honda CBR600RR	238.4
16	80 X. PINSACH	Honda CBR600RR	238.4
17	38 H. SOOMER	Yamaha YZF R6	238.4
18	10 N. CALERO	Kawasaki ZX-6R	237.9
19	61 A. ZACCONE	Kawasaki ZX-6R	237.9
20	11 C. GAMARINO	Kawasaki ZX-6R	237.9
21	12 C. GOBBI	Yamaha YZF R6	237.9
22	111 K. SMITH	Honda CBR600RR	237.4
23	83 L. EPIS	Kawasaki ZX-6R	236.8
24	64 F. CARICASULO	Honda CBR600RR	236.3
25	71 C. BERGMAN	Honda CBR600RR	236.3
26	1 K. SOFUOGLU	Kawasaki ZX-6R	236.3
27	16 J. CLUZEL	MV Austa F3 675	236.3
28	20 D. LOUREIRO	Honda CBR600RR	234.8
29	35 S. HILL	Honda CBR600RR	233.3
30	50 B. ORTT	Honda CBR600RR	233.3
31	65 M. CANDUCCI	MV Austa F3 675	232.8
32	23 C. TANGRE	Suzuki GSX-R600	231.8

Seg. 1

1	21 R. KRUMMENACH	25.867
2	1 K. SOFUOGLU	25.889
3	4 G. REA	25.951
4	47 A. BASSANI	25.961
5	87 L. ZANETTI	26.068
6	111 K. SMITH	26.076
7	66 N. TUULI	26.081
8	2 P. JACOBSEN	26.095
9	44 R. ROLFO	26.130
10	11 C. GAMARINO	26.142
11	61 A. ZACCONE	26.144
12	80 X. PINSACH	26.165
13	55 I. MYKHALCHYK	26.167
14	86 A. BADOVINI	26.176
15	71 C. BERGMAN	26.192
16	64 F. CARICASULO	26.204
17	10 N. CALERO	26.223
18	16 J. CLUZEL	26.236
19	65 M. CANDUCCI	26.273
20	77 K. RYDE	26.333
21	81 L. STAPLEFORD	26.360
22	78 H. OKUBO	26.408
23	63 Z. KHAIRUDDIN	26.452
24	83 L. EPIS	26.462
25	69 O. JEZEK	26.472
26	12 C. GOBBI	26.501
27	38 H. SOOMER	26.538
28	6 D. STIRPE	26.540
29	23 C. TANGRE	26.604
30	50 B. ORTT	26.655
31	20 D. LOUREIRO	26.699
32	35 S. HILL	26.950

Seg. 2

1	86 A. BADOVINI	15.537
2	21 R. KRUMMENACH	15.551
3	47 A. BASSANI	15.566
4	1 K. SOFUOGLU	15.568
5	55 I. MYKHALCHYK	15.614
6	77 K. RYDE	15.628
7	2 P. JACOBSEN	15.646
8	80 X. PINSACH	15.651
9	81 L. STAPLEFORD	15.656
10	63 Z. KHAIRUDDIN	15.672
11	111 K. SMITH	15.701
12	4 G. REA	15.703
13	66 N. TUULI	15.716
14	61 A. ZACCONE	15.723
15	65 M. CANDUCCI	15.725
16	6 D. STIRPE	15.730
17	44 R. ROLFO	15.733
18	11 C. GAMARINO	15.738
19	64 F. CARICASULO	15.743
20	16 J. CLUZEL	15.757
21	87 L. ZANETTI	15.770
22	69 O. JEZEK	15.820
23	38 H. SOOMER	15.820
24	12 C. GOBBI	15.823
25	10 N. CALERO	15.823
26	83 L. EPIS	15.885
27	71 C. BERGMAN	15.893
28	78 H. OKUBO	15.897
29	23 C. TANGRE	15.951
30	50 B. ORTT	16.021
31	35 S. HILL	16.075
32	20 D. LOUREIRO	16.100

Seg. 3

1	1 K. SOFUOGLU	30.834
2	21 R. KRUMMENACH	30.862
3	16 J. CLUZEL	30.955
4	4 G. REA	30.961
5	47 A. BASSANI	31.099
6	86 A. BADOVINI	31.118
7	55 I. MYKHALCHYK	31.129
8	2 P. JACOBSEN	31.173
9	44 R. ROLFO	31.184
10	111 K. SMITH	31.278
11	87 L. ZANETTI	31.287
12	66 N. TUULI	31.309
13	11 C. GAMARINO	31.323
14	38 H. SOOMER	31.365
15	71 C. BERGMAN	31.377
16	61 A. ZACCONE	31.377
17	65 M. CANDUCCI	31.391
18	77 K. RYDE	31.395
19	10 N. CALERO	31.399
20	64 F. CARICASULO	31.497
21	80 X. PINSACH	31.525
22	78 H. OKUBO	31.580
23	23 C. TANGRE	31.597
24	81 L. STAPLEFORD	31.610
25	12 C. GOBBI	31.693
26	69 O. JEZEK	31.694
27	6 D. STIRPE	31.701
28	83 L. EPIS	31.746
29	50 B. ORTT	31.791
30	63 Z. KHAIRUDDIN	31.792
31	20 D. LOUREIRO	31.913
32	35 S. HILL	32.228

Seg. 4

1	1 K. SOFUOGLU	32.111
2	21 R. KRUMMENACH	32.280
3	55 I. MYKHALCHYK	32.304
4	2 P. JACOBSEN	32.325
5	47 A. BASSANI	32.341
6	86 A. BADOVINI	32.458
7	81 L. STAPLEFORD	32.492
8	111 K. SMITH	32.493
9	16 J. CLUZEL	32.516
10	4 G. REA	32.552
11	44 R. ROLFO	32.562
12	87 L. ZANETTI	32.572
13	66 N. TUULI	32.593
14	71 C. BERGMAN	32.607
15	61 A. ZACCONE	32.622
16	11 C. GAMARINO	32.647
17	80 X. PINSACH	32.672
18	10 N. CALERO	32.705
19	78 H. OKUBO	32.732
20	77 K. RYDE	32.755
21	65 M. CANDUCCI	32.764
22	12 C. GOBBI	32.786
23	63 Z. KHAIRUDDIN	32.814
24	64 F. CARICASULO	32.816
25	6 D. STIRPE	32.868
26	38 H. SOOMER	32.904
27	69 O. JEZEK	33.066
28	50 B. ORTT	33.104
29	83 L. EPIS	33.108
30	23 C. TANGRE	33.110
31	20 D. LOUREIRO	33.159
32	35 S. HILL	33.287

14/10/2016

These data/results cannot be reproduced, stored and/or transmitted in whole or in part by any manner of electronic, mechanical, photocopying, recording, broadcasting or otherwise now known or herein after developed without the previous express consent by the copyright owner, except for reproduction in daily press and regular printed publications on sale to the public within 60 days of the event related to those data/results and always provided that copyright symbol appears together as follows below.

© DORNA WSBK ORGANIZATION Srl 2016

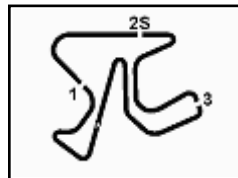
FICR PERUGIA TIMING



Official Tyre Supplier



Official Timekeeper



Spanish Round, 14-15-16 October 2016

World Supersport - Ideal Times Free Practice 1st Session

Jerez 4.423 m

1 / 2

No.	Rider	Nat	Bike	Seg. 1	Seg. 2	Seg. 3	Seg. 4	Ideal Time			
				Diff. 1	Diff. 2	Diff. 3	Diff. 4	Best Lap	Pos.	Diff.	
1	1 K. SOFUOGLU	TUR	Kawasaki ZX-6R	25.889	15.568	30.834	32.111	1'44.402			
2	21 R. KRUMMENACHER	SUI	Kawasaki ZX-6R	25.867	15.551	30.862	32.280	1'44.560	1	0.000	
3	47 A. BASSANI	ITA	Kawasaki ZX-6R	25.961	15.566	31.099	32.341	1'44.967			
4	4 G. REA	GBR	MV Agusta F3 675	25.951	15.703	30.961	32.552	1'45.167			
5	55 I. MYKHALCHYK	UKR	Kawasaki ZX-6R	26.167	15.614	31.129	32.304	1'45.214			
6	2 P. JACOBSEN	USA	Honda CBR600RR	26.095	15.646	31.173	32.325	1'45.239			
7	86 A. BADOVINI	ITA	Honda CBR600RR	26.176	15.537	31.118	32.458	1'45.289			
8	16 J. CLUZEL	FRA	MV Agusta F3 675	26.236	15.757	30.955	32.516	1'45.464			
9	111 K. SMITH	GBR	Honda CBR600RR	26.076	15.701	31.278	32.493	1'45.548			
10	44 R. ROLFO	ITA	MV Agusta F3 675	26.130	15.733	31.184	32.562	1'45.609			
11	87 L. ZANETTI	ITA	MV Agusta F3 675	26.068	15.770	31.287	32.572	1'45.697			
12	66 N. TUULI	FIN	Yamaha YZF R6	26.081	15.716	31.309	32.593	1'45.699			
13	11 C. GAMARINO	ITA	Kawasaki ZX-6R	26.142	15.738	31.323	32.647	1'45.850			
14	61 A. ZACCONE	ITA	Kawasaki ZX-6R	26.144	15.723	31.377	32.622	1'45.866			
15	80 X. PINSACH	ESP	Honda CBR600RR	26.165	15.651	31.525	32.672	1'46.013			
16	71 C. BERGMAN	SWE	Honda CBR600RR	26.192	15.893	31.377	32.607	1'46.069			
17	77 K. RYDE	GBR	Kawasaki ZX-6R	26.333	15.628	31.395	32.755	1'46.111			
18	81 L. STAPLEFORD	GBR	Triumph Daytona 675	26.360	15.656	31.610	32.492	1'46.118			
19	10 N. CALERO	ESP	Kawasaki ZX-6R	26.223	15.823	31.399	32.705	1'46.150			
20	65 M. CANDUCCI	ITA	MV Agusta F3 675	26.273	15.725	31.391	32.764	1'46.153			
21	64 F. CARICASULO	ITA	Honda CBR600RR	26.204	15.743	31.497	32.816	1'46.260			
22	78 H. OKUBO	JPN	Honda CBR600RR	26.408	15.897	31.580	32.732	1'46.617			
23	38 H. SOOMER	EST	Yamaha YZF R6	26.538	15.820	31.365	32.904	1'46.627			
24	63 Z. KHAIRUDDIN	MAS	Kawasaki ZX-6R	26.452	15.672	31.792	32.814	1'46.730			
25	12 C. GOBBI	ITA	Yamaha YZF R6	26.501	15.823	31.693	32.786	1'46.803			
26	6 D. STIRPE	ITA	Kawasaki ZX-6R	26.540	15.730	31.701	32.868	1'46.839			
27	69 O. JEZEK	CZE	Kawasaki ZX-6R	26.472	15.820	31.694	33.066	1'47.052			
28	83 L. EPIS	AUS	Kawasaki ZX-6R	26.462	15.885	31.746	33.108	1'47.201			
29	23 C. TANGRE	FRA	Suzuki GSX-R600	26.604	15.951	31.597	33.110	1'47.262			
30	50 B. ORTT	CAN	Honda CBR600RR	26.655	16.021	31.791	33.104	1'47.571			
31	20 D. LOUREIRO	RSA	Honda CBR600RR	26.699	16.100	31.913	33.159	1'47.871			
32	35 S. HILL	GBR	Honda CBR600RR	26.950	16.075	32.228	33.287	1'48.540			

14/10/2016

These data/results cannot be reproduced, stored and/or transmitted in whole or in part by any manner of electronic, mechanical, photocopying, recording, broadcasting or otherwise now known or herein after developed without the previous express consent by the copyright owner, except for reproduction in daily press and regular printed publications on sale to the public within 60 days of the event related to those data/results and always provided that copyright symbol appears together as follows below.

© DORNA WSBK ORGANIZATION Srl 2016

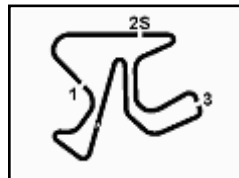
FICR PERUGIA TIMING



Official Tyre Supplier



Official Timekeeper



Jerez 4.423 m

2 / 2

Spanish Round, 14-15-16 October 2016

World Supersport - Ideal Times Free Practice 1st Session

No. Rider	Nat	Bike	Seg. 1	Seg. 2	Seg. 3	Seg. 4	Ideal Time		
			Diff. 1	Diff. 2	Diff. 3	Diff. 4	Best Lap	Pos.	Diff.
Overall Ideal Time			25.867	15.537	30.834	32.111	1'44.349		

14/10/2016

These data/results cannot be reproduced, stored and/or transmitted in whole or in part by any manner of electronic, mechanical, photocopying, recording, broadcasting or otherwise now known or herein after developed without the previous express consent by the copyright owner, except for reproduction in daily press and regular printed publications on sale to the public within 60 days of the event related to those data/results and always provided that copyright symbol appears together as follows below.

© DORNA WSBK ORGANIZATION Srl 2016

FKR PERUGIA TIMING


Official Tyre Supplier



Official Timekeeper

Spanish Round, 14-15-16 October 2016 World Supersport - Chronological Analysis Free Practice 1st Session

Jerez 4.423 m

1 / 6

1° 1 K. SOFUOGLU (1'44.402)

Lap	Seq. 1	Seq. 2	Seq. 3	Seq. 4	Lap Time	km/h	Local Time
1	31.047	16.207	32.357	33.251	1'52.862 P	231.8	11:30'03.490
2	26.345	15.813	31.442	33.045	1'46.645	235.3	11:33'42.997
3	26.308	15.810	31.286	32.654	1'46.058	234.3	11:35'29.055
4	26.113	15.761	31.069	32.442	1'45.385	235.8	11:37'14.440
5	28.971	21.232	36.075	9'26.819	10'53.097 P	123.4	11:48'07.537
6	40.147	16.201	32.151	32.733	2'01.232 P	231.3	11:50'08.769
7	26.096	15.927	31.114	32.739	1'45.876	233.8	11:51'54.645
8	26.039	15.763	31.173	32.514	1'45.489	234.3	11:53'40.134
9	26.172	15.819	31.403	32.627	1'46.021	235.8	11:55'26.155
10	26.118	15.741	31.095	32.519	1'45.473	235.8	11:57'11.628
11	26.082	15.733	31.026	32.698	1'45.539	235.3	11:58'57.167
12	26.120	15.759	31.210	32.361	1'45.450	235.8	12:00'42.617
13	34.889	18.516	32.761	14'16.784	15'42.950 P	188.2	12:16'25.567
14	34.644	16.050	31.377	32.340	1'54.411 P	232.3	12:18'19.978
15	25.889	15.568	30.834	32.111	1'44.402	236.3	12:20'04.380
16	26.249	15.710	30.991	32.421	1'45.371	235.3	12:21'49.751
17	26.063	15.662	30.912	32.377	1'45.014	235.8	12:23'34.765
18	37.501	17.070	31.970	32.592	1'59.133	227.4	12:25'33.898
19	25.970	15.812	30.958	32.306	1'45.046	235.3	12:27'18.944

19	40.062	16.103	31.820	32.829	2'00.814 P	238.4	12:25'03.076
20	26.095	15.646	31.173	32.325	1'45.239	241.6	12:26'48.315
21	26.481	15.762	31.389	32.484	1'46.116	241.6	12:28'34.431
22	26.295	15.701	31.546	32.412	1'45.954	239.5	12:30'20.385

4° 55 I. MYKHALCHYK (1'45.331)

Lap	Seq. 1	Seq. 2	Seq. 3	Seq. 4	Lap Time	km/h	Local Time
1	35.470	16.768	34.493	34.159	2'00.890 P	234.3	11:32'31.056
2	27.251	15.909	32.201	32.848	1'48.209	235.8	11:34'19.265
3	26.484	16.037	32.080	32.815	1'47.416	235.8	11:36'06.681
4	26.374	15.807	31.777	32.967	1'46.925	236.3	11:37'53.606
5	26.531	15.832	31.752	32.868	1'46.983	237.9	11:39'40.589
6	26.531	15.786	31.839	33.027	1'47.183	236.8	11:41'27.772
7	26.749	16.060	31.815	32.935	1'47.559	237.9	11:43'15.331
8	26.394	15.822	31.723	32.699	1'46.638	235.3	11:45'01.969
9	26.663	15.985	32.308	12'30.710	13'45.666 P	234.8	11:58'47.635
10	33.777	16.485	32.780	32.652	1'55.694 P	230.3	12:00'43.329
11	26.462	15.886	31.704	33.009	1'47.061	233.8	12:02'30.390
12	26.229	15.833	31.671	32.916	1'46.649	234.3	12:04'17.039
13	26.325	15.800	31.444	32.737	1'46.306	235.3	12:06'03.345
14	26.376	15.807	31.476	32.729	1'46.388	234.3	12:07'49.733
15	26.340	15.886	31.583	32.755	1'46.564	234.8	12:09'36.297
16	26.343	16.002	32.541	8'25.808	9'40.694 P	233.8	12:19'16.991
17	31.569	17.831	40.226	39.844	2'09.470 P	207.7	12:21'26.461
18	26.167	15.731	31.129	32.304	1'45.331	236.3	12:23'11.792
19	26.186	15.614	31.458	32.950	1'46.208	238.9	12:24'58.000
20	26.296	15.629	31.195	32.427	1'45.547	233.8	12:26'43.547
21	26.245	15.676	31.496	33.136	1'46.553	237.4	12:28'30.100
22	26.350	15.690	31.446	32.553	1'46.039	235.3	12:30'16.139

5° 4 G. REA (1'45.338)

Lap	Seq. 1	Seq. 2	Seq. 3	Seq. 4	Lap Time	km/h	Local Time
1	35.974	17.083	33.350	34.106	2'00.513 P	231.8	11:32'22.441
2	26.954	16.051	32.454	33.802	1'49.261	235.3	11:34'11.702
3	26.973	16.121	35.142	4'00.178	5'18.414 P	234.3	11:39'30.116
4	31.601	16.212	32.501	33.580	1'53.894 P	233.3	11:41'24.010
5	26.599	15.992	31.787	33.067	1'47.445	234.8	11:43'11.455
6	26.476	15.894	31.464	32.908	1'46.742	235.3	11:44'58.197
7	26.395	15.929	31.532	32.974	1'46.830	234.3	11:46'45.027
8	26.281	15.885	31.686	32.891	1'46.743	234.3	11:48'31.770
9	26.315	15.844	31.339	32.869	1'46.367	233.8	11:50'18.137
10	27.926	16.034	31.800	9'56.188	11'11.948 P	234.8	12:01'30.085
11	33.942	16.227	34.232	33.471	1'57.872 P	233.8	12:03'27.957
12	26.317	15.842	31.424	32.821	1'46.404	237.4	12:05'14.361
13	26.165	15.882	31.301	32.736	1'46.084	235.3	12:07'00.445
14	26.807	16.042	32.114	33.563	1'48.526	233.8	12:08'48.971
15	28.599	16.174	31.918	8'33.500	9'50.221 P	231.3	12:18'39.192
16	33.284	16.528	32.598	33.330	1'55.740 P	225.9	12:20'34.932
17	26.183	15.776	31.246	32.660	1'45.865	235.3	12:22'20.797
18	26.052	15.736	31.078	32.552	1'45.411	234.8	12:24'06.215
19	25.951	15.800	30.961	32.626	1'45.338	235.8	12:25'51.553
20	26.014	15.703	31.172	32.588	1'45.477	240.5	12:27'37.030
21	26.058	15.862	31.000	32.891	1'45.811	234.3	12:29'22.841
22	26.152	15.791	31.256	32.685	1'45.884	237.4	12:31'08.725

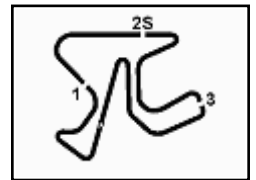
6° 86 A. BADOVINI (1'45.339)

Lap	Seq. 1	Seq. 2	Seq. 3	Seq. 4	Lap Time	km/h	Local Time
1	37.059	16.845	33.483	34.023	2'01.410 P	230.8	11:31'23.774
2	27.607	16.178	32.402	33.037	1'49.224	235.8	11:33'25.184
3	26.808	15.974	31.997	32.810	1'47.589	237.9	11:37'01.997
4	26.487	15.956	31.905	32.717	1'47.065	238.9	11:38'49.062
5	27.352	16.508	33.360	6'46.893	8'04.113 P	234.8	11:46'53.175
6	34.572	16.118	32.321	33.016	1'56.027 P	236.3	11:48'49.202
7	26.417	15.887	31.837	32.825	1'46.966	236.3	11:50'36.168
8	26.485	15.939	31.846	32.866	1'47.136	236.3	11:52'23.304
9	28.294	17.356	34.275	32.873	1'52.798	194.6	11:54'16.102
10	27.096	16.662	33.506	13'15.580	14'32.844 P	230.3	12:08'48.946
11	34.461	16.271	33.660	33.062	1'57.454 P	235.3	12:10'46.400
12	26.613	16.019	31.624	32.808	1'47.064	236.3	12:12'33.464
13	26.489	15.971	31.529	32.795	1'46.784	235.8	12:14'20.248
14	28.004	17.099	33.213	4'00.139	5'18.455 P	197.4	12:19'38.703

P = Pits In/Out - C = Lap-Time Cancelled

These data/results cannot be reproduced, stored and/or transmitted in whole or in part by any manner of electronic, mechanical, photocopying, recording, broadcasting or otherwise now known or herein after developed without the previous express consent by the copyright owner, except for reproduction in daily press and regular printed publications on sale to the public within 60 days of the event related to those data/results and always provided that copyright symbol appears together as follows below.

© DORNA WSBK ORGANIZATION Srl 2016



Jerez 4.423 m

Spanish Round, 14-15-16 October 2016

World Supersport - Chronological Analysis Free Practice 1st Session

Lap	Seq. 1	Seq. 2	Seq. 3	Seq. 4	Lap Time	km/h	Local Time
13	27.361	16.271	35.398	6'56.682	8'15.712 P	233.8	12:08'42.665
14	41.089	16.144	33.789	33.384	2'04.406 P	236.3	12:10'47.071
15	26.721	15.730	31.701	32.915	1'47.067	235.8	12:12'34.138
16	26.680	15.740	31.733	32.868	1'47.021	237.4	12:14'21.159
17	27.842	16.286	32.241	33.339	1'49.708	235.8	12:16'10.867
18	26.540	15.788	31.878	33.013	1'47.219	238.4	12:17'58.086
19	28.697	16.360	36.554	3'49.654	5'11.265 P	231.3	12:23'09.351
20	34.340	15.888	33.138	33.400	1'56.766 P	238.4	12:25'06.117
21	26.831	16.078	32.045	33.137	1'48.091	233.3	12:26'54.208

25° 12 C. GOBBI (1'47.081)							
Lap	Seq. 1	Seq. 2	Seq. 3	Seq. 4	Lap Time	km/h	Local Time
1	33.122	16.770	33.573	33.934	1'57.399 P	235.3	11:30'06.006
2	27.106	16.106	33.300	33.566	1'50.078	235.3	11:33'53.483
3	27.216	15.985	32.416	33.439	1'49.056	236.3	11:35'42.539
4	26.763	15.910	32.218	33.237	1'48.128	236.8	11:37'30.667
5	26.782	16.008	32.298	33.415	1'48.503	235.8	11:39'19.170
6	29.756	16.198	33.107	13'21.831	14'40.892 P	236.3	11:54'00.062
7	35.328	16.282	32.711	33.417	1'57.738 P	231.8	11:55'57.800
8	26.877	16.102	32.321	33.188	1'48.488	235.3	11:57'46.288
9	27.106	15.915	32.125	33.115	1'48.261	235.8	11:59'34.549
10	26.682	16.065	32.339	33.355	1'48.441	236.3	12:01'22.990
11	27.975	21.211	33.117	33.062	1'55.365	226.0	12:03'18.355
12	26.717	15.919	38.822	8'53.015	10'14.473 P	230.3	12:13'32.828
13	38.587	16.219	32.694	33.471	2'00.971 P	234.3	12:15'33.799
14	26.704	16.028	31.938	33.317	1'47.987	234.3	12:17'21.786
15	27.461	16.099	31.968	2'44.497	4'00.025 P	233.8	12:21'21.811
16	45.561	25.553	34.258	33.230	2'18.602 P	152.3	12:23'40.413
17	26.814	15.869	32.672	33.025	1'48.380	237.9	12:25'28.793
18	26.649	15.823	32.716	32.786	1'52.474	236.3	12:27'21.267
19	26.582	15.911	32.009	32.910	1'47.412	234.8	12:29'08.679
20	26.501	15.878	31.693	33.009	1'47.081	235.3	12:30'55.760

26° 38 H. SOOMER (1'47.275)							
Lap	Seq. 1	Seq. 2	Seq. 3	Seq. 4	Lap Time	km/h	Local Time
1	35.326	16.912	33.956	34.708	2'00.902 P	229.8	11:32'57.056
2	27.523	16.452	32.203	33.678	1'49.856	233.3	11:34'46.912
3	27.087	16.263	32.006	2'37.291	3'52.647 P	234.8	11:38'39.559
4	31.734	16.717	31.952	33.439	1'53.842 P	225.5	11:40'33.401
5	26.778	15.944	31.756	33.278	1'47.756	235.3	11:42'21.157
6	26.872	16.158	31.492	33.094	1'47.616	233.8	11:44'08.773
7	26.538	16.014	31.899	33.251	1'47.702	234.8	11:45'56.475
8	26.683	15.910	31.716	33.219	1'47.528	234.3	11:47'44.003
9	27.233	16.299	32.803	3'05.043	4'21.378 P	221.8	11:52'05.381
10	38.097	16.018	32.347	33.485	1'59.947 P	236.3	11:54'05.328
11	26.717	16.019	32.092	33.288	1'48.116	235.8	11:55'53.444
12	27.535	15.961	32.410	33.521	1'49.427	238.4	11:57'42.871
13	26.875	15.908	31.807	33.182	1'47.772	236.3	11:59'30.643
14	26.764	15.820	32.675	33.099	1'48.358	237.4	12:01'19.001
15	27.333	16.108	31.625	32.904	1'47.970	234.3	12:03'06.971
16	26.778	16.067	31.850	33.207	1'47.902	234.3	12:04'54.873
17	26.767	16.165	31.914	33.371	1'48.217	233.8	12:06'43.090
18	27.500	16.183	32.194	9'30.427	10'46.304 P	234.3	12:17'29.394
19	39.165	16.470	32.183	33.603	2'01.421 P	232.3	12:19'30.815
20	26.805	16.143	31.961	33.118	1'48.027	234.3	12:21'18.842
21	26.720	16.140	31.365	33.050	1'47.275	229.8	12:23'06.117
22	27.184	15.897	31.833	33.145	1'48.059	235.8	12:24'54.176
23	26.785	16.029	31.802	33.229	1'47.845	234.3	12:26'42.021
24	26.650	15.853	32.285	33.477	1'48.265	237.4	12:28'30.286

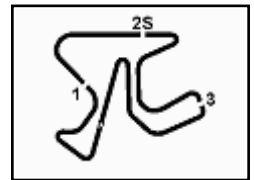
27° 83 L. EPIS (1'47.381)							
Lap	Seq. 1	Seq. 2	Seq. 3	Seq. 4	Lap Time	km/h	Local Time
1	35.117	17.923	36.563	35.585	2'05.188 P	225.0	11:30'10.397
2	28.410	16.624	33.778	33.743	1'52.555	228.8	11:34'08.140
3	27.525	16.256	32.979	34.405	1'51.165	230.8	11:35'59.305
4	27.213	16.063	32.734	33.884	1'49.904	232.8	11:37'49.209
5	27.660	16.160	32.332	33.281	1'49.433	236.8	11:39'38.642
6	27.132	16.176	32.202	33.344	1'48.854	227.8	11:41'27.496
7	26.906	16.180	32.653	33.108	1'48.847	231.3	11:43'16.343
8	27.317	16.096	32.989	5'59.410	7'15.812 P	232.8	11:50'32.155
9	35.110	17.988	33.739	34.232	2'01.069 P	194.2	11:52'33.224

P = Pits In/Out - C = Lap-Time Cancelled

These data/results cannot be reproduced, stored and/or transmitted in whole or in part by any manner of electronic, mechanical, photocopying, recording, broadcasting or otherwise now known or herein after developed without the previous express consent by the copyright owner, except for reproduction in daily press and regular printed publications on sale to the public within 60 days of the event related to those data/results and always provided that copyright symbol appears together as follows below.

© DORNA WSBK ORGANIZATION Srl 2016





Jerez 4.423 m

Spanish Round, 14-15-16 October 2016

World Supersport - Chronological Analysis Free Practice 1st Session

6 / 6

4	27.523	16.373	32.713	33.949	1'50.558	232.3	11:37'38.407
5	27.416	16.403	32.442	4'45.957	6'02.218 P	231.8	11:43'40.625
6	36.040	16.708	33.589	35.634	2'01.971 P	230.3	11:45'42.596
7	27.503	16.360	32.649	33.873	1'50.385	230.3	11:47'32.981
8	27.329	16.303	32.894	33.898	1'50.424	229.3	11:49'23.405
9	28.536	18.289	34.533	4'38.756	6'00.114 P	221.3	11:55'23.519
10	33.219	16.520	33.022	34.136	1'56.897 P	228.3	11:57'20.416
11	27.823	16.404	32.549	33.865	1'50.641	229.8	11:59'11.057
12	27.512	16.685	32.566	33.891	1'50.654	228.3	12:01'01.711
13	27.365	16.338	32.522	33.729	1'49.954	228.8	12:02'51.665
14	27.158	16.278	32.517	6'05.965	7'21.918 P	230.3	12:10'13.583
15	36.323	16.994	34.128	36.292	2'03.737 P	223.1	12:12'17.320
16	27.423	16.174	32.246	33.322	1'49.165	229.3	12:14'06.485
17	26.997	16.045	32.350	34.960	1'50.352	232.8	12:15'56.837
18	27.109	16.021	32.470	33.286	1'48.886	231.8	12:17'45.723
19	26.655	16.192	31.991	33.292	1'48.130	230.3	12:19'33.853
20	26.865	16.142	31.911	33.184	1'48.102	230.3	12:21'21.955
21	26.730	16.256	31.791	33.104	1'47.881	228.3	12:23'09.836
22	26.670	16.450	31.982	2'16.319	3'31.421 P	232.3	12:26'41.257

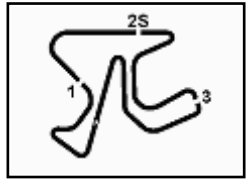
31° 20 D. LOUREIRO (1'48.189)							
Lap	Seq. 1	Seq. 2	Seq. 3	Seq. 4	Lap Time	km/h	Local Time
							11:30'10.963
1	37.103	17.396	35.182	35.486	2'05.167 P	225.0	11:32'16.130
2	28.376	16.485	33.815	34.340	1'53.016	230.8	11:34'09.146
3	27.600	16.422	32.987	33.968	1'50.977	229.3	11:36'00.123
4	27.477	16.257	32.879	33.954	1'50.567	234.8	11:37'50.690
5	27.492	16.392	33.644	5'06.599	6'24.127 P	232.3	11:44'14.817
6	35.670	16.915	33.771	34.457	2'00.813 P	227.4	11:46'15.630
7	27.600	16.449	32.841	34.209	1'51.099	229.8	11:48'06.729
8	27.597	16.327	32.694	34.226	1'50.844	230.3	11:49'57.573
9	27.278	16.375	32.500	33.854	1'50.007	230.3	11:51'47.580
10	27.348	16.367	32.359	33.895	1'49.969	229.8	11:53'37.549
11	27.259	16.326	32.604	33.901	1'50.090	231.3	11:55'27.639
12	27.155	16.272	32.474	34.012	1'49.913	231.8	11:57'17.552
13	27.349	16.274	32.635	33.829	1'50.087	230.3	11:59'07.639
14	27.275	16.332	32.477	4'15.464	5'31.548 P	230.8	12:04'39.187
15	40.845	18.792	35.136	34.261	2'09.034 P	226.9	12:06'48.221
16	27.369	16.255	32.622	33.821	1'50.067	230.8	12:08'38.288
17	27.065	16.239	32.347	33.798	1'49.449	231.3	12:10'27.737
18	27.052	16.251	32.195	33.705	1'49.203	231.8	12:12'16.940
19	27.110	16.210	32.267	33.591	1'49.178	230.8	12:14'06.118
20	26.951	16.190	32.267	33.707	1'49.115	232.8	12:15'55.233
21	27.183	16.997	35.943	2'34.995	3'55.118 P	166.7	12:19'50.351
22	40.362	19.721	34.334	33.659	2'08.076 P	226.9	12:21'58.427
23	26.703	16.140	32.073	34.196	1'49.112	231.8	12:23'47.539
24	26.763	16.133	32.213	33.159	1'48.268	232.3	12:25'35.807
25	26.805	16.146	31.913	33.325	1'48.189	232.8	12:27'23.996

32° 35 S. HILL (1'48.739)							
Lap	Seq. 1	Seq. 2	Seq. 3	Seq. 4	Lap Time	km/h	Local Time
							11:30'25.018
1	34.878	17.010	36.242	35.179	2'03.309 P	202.2	11:32'28.327
2	27.713	16.226	33.393	33.509	1'50.841	232.8	11:34'19.168
3	27.181	16.086	32.536	33.499	1'49.302	231.3	11:36'08.470
4	27.817	16.441	33.345	35.442	1'53.045	228.8	11:38'01.515
5	27.414	16.682	33.205	33.883	1'51.184	227.8	11:39'52.699
6	30.126	16.539	32.752	33.658	1'53.075	229.8	11:41'45.774
7	26.950	16.238	32.402	33.385	1'48.975	230.3	11:43'34.749
8	28.458	16.450	32.976	6'52.262	8'10.146 P	230.3	11:51'44.895
9	47.455	25.998	33.266	34.044	2'20.763 P	228.3	11:54'05.658
10	2'10.169	20.976	42.829	10'39.735	13'53.709 P	163.1	12:07'59.367
11	34.227	16.761	33.248	34.129	1'58.365 P	233.3	12:09'57.732
12	27.459	16.221	32.528	33.718	1'49.926	229.3	12:11'47.658
13	27.114	16.075	32.263	33.287	1'48.739	229.3	12:13'36.397
14	26.993	16.221	32.288	33.504	1'49.006	229.8	12:15'25.403
15	27.075	16.279	42.740	33.782	1'59.876	229.3	12:17'25.279
16	27.008	16.155	32.228	33.517	1'48.908	231.3	12:19'14.187
17	32.352	16.878	33.912	5'10.615	6'33.757 P	188.2	12:25'47.944
18	33.333	16.430	32.777	34.797	1'57.337 P	229.8	12:27'45.281
19	27.037	16.165	32.437	33.791	1'49.430	230.8	12:29'34.711
20	27.103	16.367	32.482	33.542	1'49.494	227.8	12:31'24.205

P = Pits In/Out - C = Lap-Time Cancelled

These data/results cannot be reproduced, stored and/or transmitted in whole or in part by any manner of electronic, mechanical, photocopying, recording, broadcasting or otherwise now known or herein after developed without the previous express consent by the copyright owner, except for reproduction in daily press and regular printed publications on sale to the public within 60 days of the event related to those data/results and always provided that copyright symbol appears together as follows below.

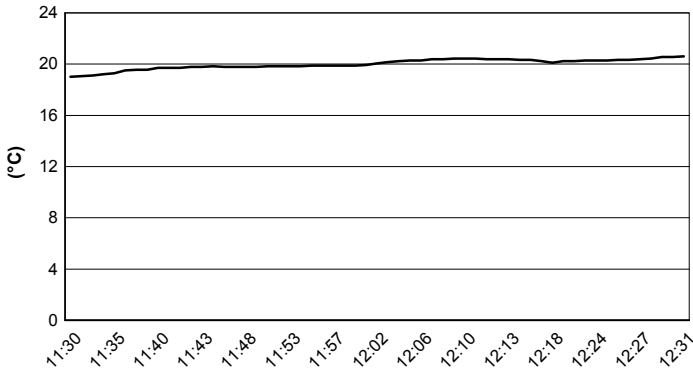
© DORNA WSBK ORGANIZATION Srl 2016



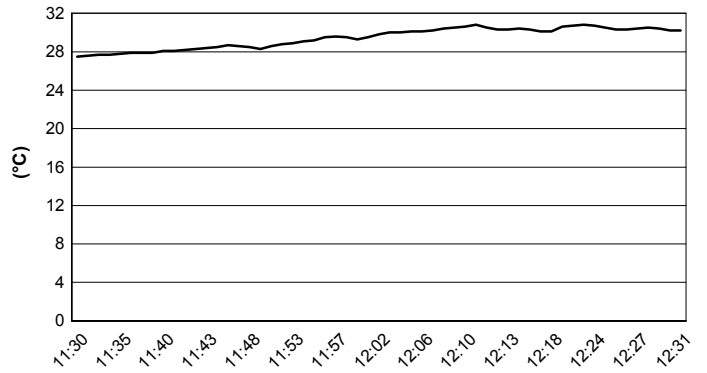
Spanish Round, 14-15-16 October 2016
World Supersport - Weather Report Free Practice 1st Session

Session started 11:30 Session ended 12:32

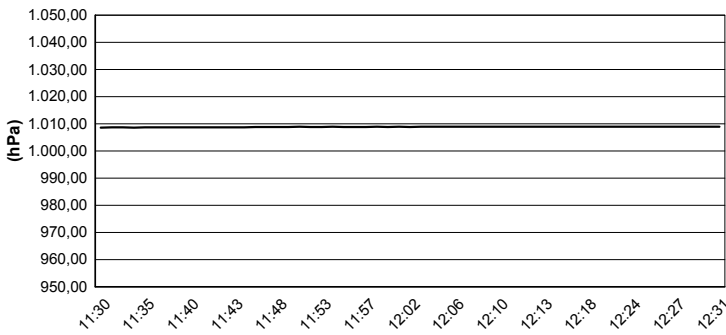
Air Temperature



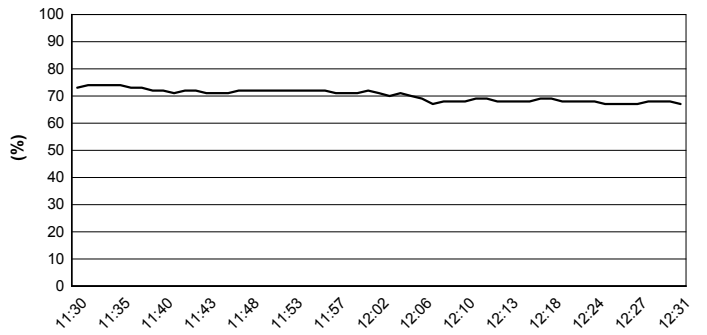
Track Temperature



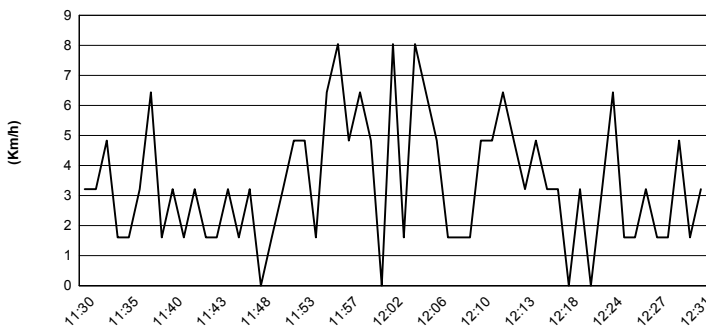
Air Pressure



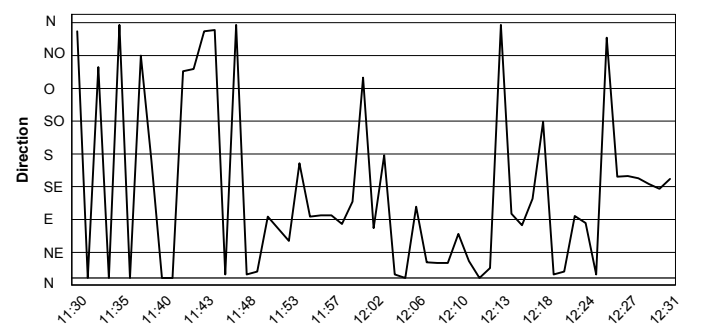
Humidity



Wind Speed



Wind Direction



These data/results cannot be reproduced, stored and/or transmitted in whole or in part by any manner of electronic, mechanical, photocopying, recording, broadcasting or otherwise now known or herein after developed without the previous express consent by the copyright owner, except for reproduction in daily press and regular printed publications on sale to the public within 60 days of the event related to those data/results and always provided that copyright symbol appears together as follows below.
© DORNA WSBK ORGANIZATION Srl 2016

