

Spanish Round, 14-15-16 October 2016

World Supersport - Free Practices Combined Results

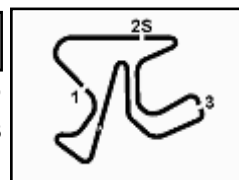
Jerez 4.423 m

No.	Rider	Nat	Team	Bike	Class	FP1	FP2	Time	Gap	Rel.	Avg	Laps
1	21 R. KRUMMENACHER	SUI	Kawasaki Puccetti Racing	Kawasaki ZX-6R		1'44.826	1'44.292	1'44.292			152,675	49
2	1 K. SOFUOGLU	TUR	Kawasaki Puccetti Racing	Kawasaki ZX-6R		1'44.402	1'44.465	1'44.402	0.110	0.110	152,514	43
3	66 N. TUULI	FIN	Kallio Racing	Yamaha YZF R6		1'45.997	1'44.914	1'44.914	0.622	0.512	151,770	41
4	47 A. BASSANI	ITA	San Carlo Team Italia	Kawasaki ZX-6R	ESS	1'45.354	1'44.992	1'44.992	0.700	0.078	151,657	43
5	111 K. SMITH	GBR	CIA Landlord Insurance Honda	Honda CBR600RR		1'45.876	1'45.149	1'45.149	0.857	0.157	151,431	46
6	55 I. MYKHALCHYK	UKR	DS Junior Team	Kawasaki ZX-6R	ESS	1'45.331	1'45.173	1'45.173	0.881	0.024	151,396	41
7	61 A. ZACCONE	ITA	San Carlo Team Italia	Kawasaki ZX-6R	ESS	1'46.140	1'45.183	1'45.183	0.891	0.010	151,382	39
8	64 F. CARICASULO	ITA	Bardahl Evan Bros. Honda Racing	Honda CBR600RR		1'46.734	1'45.220	1'45.220	0.928	0.037	151,329	33
9	2 P. JACOBSEN	USA	Honda World Supersport Team	Honda CBR600RR		1'45.239	1'45.365	1'45.239	0.947	0.019	151,301	42
10	4 G. REA	GBR	GRT Racing Team	MV Agusta F3 675		1'45.338	1'45.572	1'45.338	1.046	0.099	151,159	38
11	86 A. BADOVINI	ITA	Gemar Balloons - Team Lorini	Honda CBR600RR		1'45.339	1'45.517	1'45.339	1.047	0.001	151,158	38
12	65 M. CANDUCCI	ITA	GRT Racing Team	MV Agusta F3 675		1'46.269	1'45.358	1'45.358	1.066	0.019	151,130	44
13	77 K. RYDE	GBR	Schmidt Racing	Kawasaki ZX-6R		1'46.325	1'45.402	1'45.402	1.110	0.044	151,067	41
14	16 J. CLUZEL	FRA	MV Agusta Reparto Corse	MV Agusta F3 675		1'45.474	1'45.961	1'45.474	1.182	0.072	150,964	33
15	44 R. ROLFO	ITA	Team Factory Vamag	MV Agusta F3 675		1'45.680	1'45.722	1'45.680	1.388	0.206	150,670	34
16	80 X. PINSACH	ESP	Gemar Balloons - Team Lorini	Honda CBR600RR		1'46.207	1'45.730	1'45.730	1.438	0.050	150,599	44
17	81 L. STAPLEFORD	GBR	Profile Racing	Triumph Daytona 675		1'46.308	1'45.733	1'45.733	1.441	0.003	150,594	41
18	87 L. ZANETTI	ITA	MV Agusta Reparto Corse	MV Agusta F3 675		1'45.742	1'46.302	1'45.742	1.450	0.009	150,582	26
19	10 N. CALERO	ESP	Orelac Racing VerdNatura	Kawasaki ZX-6R		1'46.267	1'45.787	1'45.787	1.495	0.045	150,518	46
20	63 Z. KHAIRUDDIN	MAS	Orelac Racing VerdNatura	Kawasaki ZX-6R		1'46.963	1'45.837	1'45.837	1.545	0.050	150,446	43
21	11 C. GAMARINO	ITA	Team GoEleven	Kawasaki ZX-6R		1'45.990	1'47.008	1'45.990	1.698	0.153	150,229	34
22	6 D. STIRPE	ITA	Scuderia Maranga Racing	Kawasaki ZX-6R	ESS	1'47.021	1'46.117	1'46.117	1.825	0.127	150,049	43
23	71 C. BERGMAN	SWE	CIA Landlord Insurance Honda	Honda CBR600RR		1'46.188	1'46.125	1'46.125	1.833	0.008	150,038	34
24	38 H. SOOMER	EST	Kallio Racing	Yamaha YZF R6		1'47.275	1'46.187	1'46.187	1.895	0.062	149,951	47
25	69 O. JEZEK	CZE	Team GoEleven	Kawasaki ZX-6R		1'47.406	1'46.603	1'46.603	2.311	0.416	149,365	41
26	78 H. OKUBO	JPN	CIA Landlord Insurance Honda	Honda CBR600RR		1'46.690	1'47.123	1'46.690	2.398	0.087	149,244	39
27	12 C. GOBBI	ITA	VFT Racing	Yamaha YZF R6	ESS	1'47.081	1'46.948	1'46.948	2.656	0.258	148,884	40
28	23 C. TANGRE	FRA	Team Yohann Moto Sport	Suzuki GSX-R600	ESS	1'47.619	1'46.990	1'46.990	2.698	0.042	148,825	42
29	83 L. EPIS	AUS	Response RE Racing	Kawasaki ZX-6R		1'47.381	1'47.046	1'47.046	2.754	0.056	148,747	43
30	35 S. HILL	GBR	CIA Landlord Insurance Honda	Honda CBR600RR		1'48.739	1'47.411	1'47.411	3.119	0.365	148,242	40
31	20 D. LOUREIRO	RSA	WILSport Racedays Honda	Honda CBR600RR	ESS	1'48.189	1'47.467	1'47.467	3.175	0.056	148,165	51
32	50 B. ORTT	CAN	WILSport Racedays Honda	Honda CBR600RR	ESS	1'47.881	1'48.873	1'47.881	3.589	0.414	147,596	41

These data/results cannot be reproduced, stored and/or transmitted in whole or in part by any manner of electronic, mechanical, photocopying, recording, broadcasting or otherwise now known or herein after developed without the previous express consent by the copyright owner, except for reproduction in daily press and regular printed publications on sale to the public within 60 days of the event related to those data/results and always provided that copyright symbol appears together as follows below.

© DORNA WSBK ORGANIZATION Srl 2016

14/10/2016



Spanish Round, 14-15-16 October 2016

World Supersport - Results Free Practice 2nd Session

Jerez 4.423 m

1 / 2

No.	Rider	Nat	Team	Bike	Class	Time	Gap	Rel.	Laps	Speed	
										Avg	Max
1	21 R. KRUMMENACHER	SUI	Kawasaki Puccetti Racing	Kawasaki ZX-6R		1'44.292			24	152,675	240,0
2	1 K. SOFUOGLU	TUR	Kawasaki Puccetti Racing	Kawasaki ZX-6R		1'44.465	0.173	0.173	24	152,422	244,3
3	66 N. TUULI	FIN	Kallio Racing	Yamaha YZF R6		1'44.914	0.622	0.449	18	151,770	238,9
4	47 A. BASSANI	ITA	San Carlo Team Italia	Kawasaki ZX-6R	ESS	1'44.992	0.700	0.078	21	151,657	243,2
5	111 K. SMITH	GBR	CIA Landlord Insurance Honda	Honda CBR600RR		1'45.149	0.857	0.157	19	151,431	235,8
6	55 I. MYKHALCHYK	UKR	DS Junior Team	Kawasaki ZX-6R	ESS	1'45.173	0.881	0.024	19	151,396	240,5
7	61 A. ZACCONE	ITA	San Carlo Team Italia	Kawasaki ZX-6R	ESS	1'45.183	0.891	0.010	17	151,382	234,3
8	64 F. CARICASULO	ITA	Bardahl Evan Bros. Honda Racing	Honda CBR600RR		1'45.220	0.928	0.037	16	151,329	236,8
9	65 M. CANDUCCI	ITA	GRT Racing Team	MV Agusta F3 675		1'45.358	1.066	0.138	23	151,130	234,3
10	2 P. JACOBSEN	USA	Honda World Supersport Team	Honda CBR600RR		1'45.365	1.073	0.007	20	151,120	240,5
11	77 K. RYDE	GBR	Schmidt Racing	Kawasaki ZX-6R		1'45.402	1.110	0.037	22	151,067	241,6
12	86 A. BADOVINI	ITA	Gemar Balloons - Team Lorini	Honda CBR600RR		1'45.517	1.225	0.115	18	150,903	237,4
13	4 G. REA	GBR	GRT Racing Team	MV Agusta F3 675		1'45.572	1.280	0.055	16	150,824	240,0
14	44 R. ROLFO	ITA	Team Factory Vamag	MV Agusta F3 675		1'45.722	1.430	0.150	18	150,610	239,5
15	80 X. PINSACH	ESP	Gemar Balloons - Team Lorini	Honda CBR600RR		1'45.730	1.438	0.008	22	150,599	237,4
16	81 L. STAPLEFORD	GBR	Profile Racing	Triumph Daytona 675		1'45.733	1.441	0.003	19	150,594	240,0
17	10 N. CALERO	ESP	Orelac Racing VerdNatura	Kawasaki ZX-6R		1'45.787	1.495	0.054	23	150,518	239,5
18	63 Z. KHAIRUDDIN	MAS	Orelac Racing VerdNatura	Kawasaki ZX-6R		1'45.837	1.545	0.050	22	150,446	239,5
19	16 J. CLUZEL	FRA	MV Agusta Reparto Corse	MV Agusta F3 675		1'45.961	1.669	0.124	14	150,270	238,9
20	6 D. STIRPE	ITA	Scuderia Maranga Racing	Kawasaki ZX-6R	ESS	1'46.117	1.825	0.156	22	150,049	240,5
21	71 C. BERGMAN	SWE	CIA Landlord Insurance Honda	Honda CBR600RR		1'46.125	1.833	0.008	19	150,038	233,3
22	38 H. SOOMER	EST	Kallio Racing	Yamaha YZF R6		1'46.187	1.895	0.062	23	149,951	236,3
23	87 L. ZANETTI	ITA	MV Agusta Reparto Corse	MV Agusta F3 675		1'46.302	2.010	0.115	8	149,788	240,5
24	69 O. JEZEK	CZE	Team GoEleven	Kawasaki ZX-6R		1'46.603	2.311	0.301	19	149,365	237,4
25	12 C. GOBBI	ITA	VFT Racing	Yamaha YZF R6	ESS	1'46.948	2.656	0.345	20	148,884	236,3
26	23 C. TANGRE	FRA	Team Johann Moto Sport	Suzuki GSX-R600	ESS	1'46.990	2.698	0.042	19	148,825	232,8
27	11 C. GAMARINO	ITA	Team GoEleven	Kawasaki ZX-6R		1'47.008	2.716	0.018	11	148,800	240,0
28	83 L. EPIS	AUS	Response RE Racing	Kawasaki ZX-6R		1'47.046	2.754	0.038	20	148,747	232,3
29	78 H. OKUBO	JPN	CIA Landlord Insurance Honda	Honda CBR600RR		1'47.123	2.831	0.077	15	148,640	236,3
30	35 S. HILL	GBR	CIA Landlord Insurance Honda	Honda CBR600RR		1'47.411	3.119	0.288	20	148,242	232,3
31	20 D. LOUREIRO	RSA	WILSport Racedays Honda	Honda CBR600RR	ESS	1'47.467	3.175	0.056	26	148,165	232,8
32	50 B. ORTT	CAN	WILSport Racedays Honda	Honda CBR600RR	ESS	1'48.873	4.581	1.406	19	146,251	230,8

Qualifying Lap Time (107% of 1'44.292): 1'51.593

AIR	Humidity:	52%	Temp:	21°C
TRACK	Condition:	Dry	Temp:	38°C

Records	Pole (QP2)	2013 S.Lowes	1'43.118	154,410	Km/h
	Race	2013 S.Lowes	1'44.111	152,940	Km/h
	Circuit (QP2)	2013 S.Lowes	1'43.118	154,410	Km/h

These data/results cannot be reproduced, stored and/or transmitted in whole or in part by any manner of electronic, mechanical, photocopying, recording, broadcasting or otherwise now known or herein after developed without the previous express consent by the copyright owner, except for reproduction in daily press and regular printed publications on sale to the public within 60 days of the event related to those data/results and always provided that copyright symbol appears together as follows below.

© DORNA WSBK ORGANIZATION Srl 2016

Start	End	The results are provisional until the end of the time limit for protests and appeals
14:45	15:45	and the completion of the technical checks.

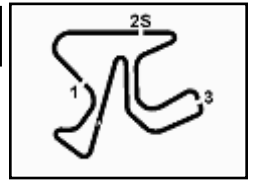
FICR PERUGIA TIMING



Official Tyre Supplier



Official Timekeeper



Spanish Round, 14-15-16 October 2016

World Supersport - Results Free Practice 2nd Session

Session Highlights

14.45.02		Start
14.55.41	Rea	Technical Problem - Turn 3
15.08.15	Tuuli	Crashed - Turn 2
15.08.56	Tuuli	Re-joined
15.14.10	Caricasulo	Crashed - Turn 2
15.14.21	Caricasulo	Re-joined
15.20.19	Gamarino	Crashed - Turn 9
15.36.02	Bergman	Crashed - Turn 2
15.36.12	Bergman	Re-joined
15.37.33	Stapleford	Crashed - Turn 2
15.37.59	Stapleford	Re-joined
15.40.40	Okubo	Crashed - Turn 12
15.40.41	Rea	Crashed - Turn 12
15.42.45		RED FLAG
15.43.04		RED FLAG - SESSION ENDED
15.43.14	Loureiro	Crashed - Turn 9
15.44.48	Okubo	Medical Center
15.45.46		End Of Session

Fastest Laps Sequence

No.	Rider	Nat	Team	Bike	Local Time	Time	Gap	Avg
21	R. KRUMMENACHER	SUI	Kawasaki Puccetti Racing	Kawasaki ZX-6R	14:46'53.912	1'51.797		142,426
21	R. KRUMMENACHER	SUI	Kawasaki Puccetti Racing	Kawasaki ZX-6R	14:48'40.214	1'46.302	-5.495	149,788
80	X. PINSACH	ESP	Gemar Balloons - Team Lorini	Honda CBR600RR	14:48'57.530	1'46.112	-0.190	150,057
66	N. TUULI	FIN	Kallio Racing	Yamaha YZF R6	14:49'05.147	1'45.897	-0.215	150,361
86	A. BADOVINI	ITA	Gemar Balloons - Team Lorini	Honda CBR600RR	14:49'45.421	1'45.648	-0.249	150,716
66	N. TUULI	FIN	Kallio Racing	Yamaha YZF R6	14:50'50.061	1'44.914	-0.734	151,770
1	K. SOFUOGLU	TUR	Kawasaki Puccetti Racing	Kawasaki ZX-6R	14:53'29.689	1'44.776	-0.138	151,970
1	K. SOFUOGLU	TUR	Kawasaki Puccetti Racing	Kawasaki ZX-6R	15:12'03.854	1'44.497	-0.279	152,376
21	R. KRUMMENACHER	SUI	Kawasaki Puccetti Racing	Kawasaki ZX-6R	15:12'04.218	1'44.292	-0.205	152,675

These data/results cannot be reproduced, stored and/or transmitted in whole or in part by any manner of electronic, mechanical, photocopying, recording, broadcasting or otherwise now known or herein after developed without the previous express consent by the copyright owner, except for reproduction in daily press and regular printed publications on sale to the public within 60 days of the event related to those data/results and always provided that copyright symbol appears together as follows below.

© DORNA WSBK ORGANIZATION Srl 2016

Start	End	The results are provisional until the end of the time limit for protests and appeals
14/10/2016 14:45	15:45	and the completion of the technical checks.



Spanish Round, 14-15-16 October 2016

World Supersport - Best Sector & Speed Free Practice 2nd Session

Jerez 4.423 m

Best Lap

1	21 R. KRUMMENACHER	Kawasaki ZX-6R	1'44.292
2	1 K. SOFUOGLU	Kawasaki ZX-6R	1'44.465
3	66 N. TUULI	Yamaha YZF R6	1'44.914
4	47 A. BASSANI	Kawasaki ZX-6R	1'44.992
5	111 K. SMITH	Honda CBR600RR	1'45.149
6	55 I. MYKHALCHYK	Kawasaki ZX-6R	1'45.173
7	61 A. ZACCONE	Kawasaki ZX-6R	1'45.183
8	64 F. CARICASULO	Honda CBR600RR	1'45.220
9	65 M. CANDUCCI	MV Austa F3 675	1'45.358
10	2 P. JACOBSEN	Honda CBR600RR	1'45.365
11	77 K. RYDE	Kawasaki ZX-6R	1'45.402
12	86 A. BADOVINI	Honda CBR600RR	1'45.517
13	4 G. REA	MV Austa F3 675	1'45.572
14	44 R. ROLFO	MV Austa F3 675	1'45.722
15	80 X. PINSACH	Honda CBR600RR	1'45.730
16	81 L. STAPLEFORD	Triumph Daytona 675	1'45.733
17	10 N. CALERO	Kawasaki ZX-6R	1'45.787
18	63 Z. KHAIRUDDIN	Kawasaki ZX-6R	1'45.837
19	16 J. CLUZEL	MV Austa F3 675	1'45.961
20	6 D. STIRPE	Kawasaki ZX-6R	1'46.117
21	71 C. BERGMAN	Honda CBR600RR	1'46.125
22	38 H. SOOMER	Yamaha YZF R6	1'46.187
23	87 L. ZANETTI	MV Austa F3 675	1'46.302
24	69 O. JEZEK	Kawasaki ZX-6R	1'46.603
25	12 C. GOBBI	Yamaha YZF R6	1'46.948
26	23 C. TANGRE	Suzuki GSX-R600	1'46.990
27	11 C. GAMARINO	Kawasaki ZX-6R	1'47.008
28	83 L. EPIS	Kawasaki ZX-6R	1'47.046
29	78 H. OKUBO	Honda CBR600RR	1'47.123
30	35 S. HILL	Honda CBR600RR	1'47.411
31	20 D. LOUREIRO	Honda CBR600RR	1'47.467
32	50 B. ORTT	Honda CBR600RR	1'48.873

Best Sector & Speed

1	1 K. SOFUOGLU	Kawasaki ZX-6R	244.3
2	47 A. BASSANI	Kawasaki ZX-6R	243.2
3	77 K. RYDE	Kawasaki ZX-6R	241.6
4	87 L. ZANETTI	MV Austa F3 675	240.5
5	6 D. STIRPE	Kawasaki ZX-6R	240.5
6	2 P. JACOBSEN	Honda CBR600RR	240.5
7	55 I. MYKHALCHYK	Kawasaki ZX-6R	240.5
8	81 L. STAPLEFORD	Triumph Daytona 675	240.0
9	4 G. REA	MV Austa F3 675	240.0
10	11 C. GAMARINO	Kawasaki ZX-6R	240.0
11	21 R. KRUMMENACHER	Kawasaki ZX-6R	240.0
12	63 Z. KHAIRUDDIN	Kawasaki ZX-6R	239.5
13	10 N. CALERO	Kawasaki ZX-6R	239.5
14	44 R. ROLFO	MV Austa F3 675	239.5
15	66 N. TUULI	Yamaha YZF R6	238.9
16	16 J. CLUZEL	MV Austa F3 675	238.9
17	86 A. BADOVINI	Honda CBR600RR	237.4
18	69 O. JEZEK	Kawasaki ZX-6R	237.4
19	80 X. PINSACH	Honda CBR600RR	237.4
20	64 F. CARICASULO	Honda CBR600RR	236.8
21	78 H. OKUBO	Honda CBR600RR	236.3
22	38 H. SOOMER	Yamaha YZF R6	236.3
23	12 C. GOBBI	Yamaha YZF R6	236.3
24	111 K. SMITH	Honda CBR600RR	235.8
25	61 A. ZACCONE	Kawasaki ZX-6R	234.3
26	65 M. CANDUCCI	MV Austa F3 675	234.3
27	71 C. BERGMAN	Honda CBR600RR	233.3
28	23 C. TANGRE	Suzuki GSX-R600	232.8
29	20 D. LOUREIRO	Honda CBR600RR	232.8
30	35 S. HILL	Honda CBR600RR	232.3
31	83 L. EPIS	Kawasaki ZX-6R	232.3
32	50 B. ORTT	Honda CBR600RR	230.8

Seg. 1

1	1 K. SOFUOGLU	25.748
2	21 R. KRUMMENACH	25.782
3	64 F. CARICASULO	25.907
4	61 A. ZACCONE	25.932
5	55 I. MYKHALCHYK	25.948
6	66 N. TUULI	25.953
7	47 A. BASSANI	25.978
8	111 K. SMITH	26.003
9	86 A. BADOVINI	26.064
10	80 X. PINSACH	26.064
11	65 M. CANDUCCI	26.072
12	44 R. ROLFO	26.077
13	4 G. REA	26.087
14	10 N. CALERO	26.126
15	2 P. JACOBSEN	26.153
16	77 K. RYDE	26.160
17	71 C. BERGMAN	26.184
18	16 J. CLUZEL	26.192
19	87 L. ZANETTI	26.204
20	81 L. STAPLEFORD	26.275
21	78 H. OKUBO	26.279
22	38 H. SOOMER	26.295
23	63 Z. KHAIRUDDIN	26.312
24	11 C. GAMARINO	26.322
25	6 D. STIRPE	26.340
26	83 L. EPIS	26.350
27	12 C. GOBBI	26.368
28	69 O. JEZEK	26.415
29	23 C. TANGRE	26.445
30	20 D. LOUREIRO	26.535
31	35 S. HILL	26.583
32	50 B. ORTT	26.682

Seg. 2

1	47 A. BASSANI	15.500
2	21 R. KRUMMENACH	15.534
3	77 K. RYDE	15.589
4	55 I. MYKHALCHYK	15.604
5	10 N. CALERO	15.616
6	64 F. CARICASULO	15.616
7	1 K. SOFUOGLU	15.638
8	66 N. TUULI	15.641
9	2 P. JACOBSEN	15.645
10	6 D. STIRPE	15.655
11	63 Z. KHAIRUDDIN	15.659
12	4 G. REA	15.670
13	111 K. SMITH	15.675
14	61 A. ZACCONE	15.679
15	81 L. STAPLEFORD	15.689
16	80 X. PINSACH	15.702
17	69 O. JEZEK	15.726
18	65 M. CANDUCCI	15.729
19	86 A. BADOVINI	15.751
20	87 L. ZANETTI	15.758
21	11 C. GAMARINO	15.763
22	44 R. ROLFO	15.763
23	38 H. SOOMER	15.768
24	16 J. CLUZEL	15.783
25	12 C. GOBBI	15.808
26	83 L. EPIS	15.818
27	78 H. OKUBO	15.877
28	71 C. BERGMAN	15.879
29	35 S. HILL	15.959
30	23 C. TANGRE	15.979
31	20 D. LOUREIRO	16.017
32	50 B. ORTT	16.224

Seg. 3

1	21 R. KRUMMENACH	30.651
2	1 K. SOFUOGLU	30.801
3	111 K. SMITH	30.953
4	47 A. BASSANI	30.972
5	66 N. TUULI	30.983
6	4 G. REA	30.986
7	65 M. CANDUCCI	31.000
8	64 F. CARICASULO	31.005
9	61 A. ZACCONE	31.019
10	10 N. CALERO	31.049
11	86 A. BADOVINI	31.055
12	55 I. MYKHALCHYK	31.079
13	16 J. CLUZEL	31.086
14	38 H. SOOMER	31.165
15	77 K. RYDE	31.201
16	2 P. JACOBSEN	31.234
17	44 R. ROLFO	31.240
18	63 Z. KHAIRUDDIN	31.248
19	71 C. BERGMAN	31.261
20	81 L. STAPLEFORD	31.341
21	80 X. PINSACH	31.342
22	12 C. GOBBI	31.391
23	87 L. ZANETTI	31.439
24	6 D. STIRPE	31.477
25	23 C. TANGRE	31.491
26	11 C. GAMARINO	31.493
27	69 O. JEZEK	31.537
28	83 L. EPIS	31.601
29	78 H. OKUBO	31.633
30	20 D. LOUREIRO	31.652
31	35 S. HILL	31.793
32	50 B. ORTT	32.147

Seg. 4

1	21 R. KRUMMENACH	32.107
2	1 K. SOFUOGLU	32.125
3	2 P. JACOBSEN	32.251
4	86 A. BADOVINI	32.284
5	81 L. STAPLEFORD	32.293
6	61 A. ZACCONE	32.302
7	111 K. SMITH	32.316
8	66 N. TUULI	32.318
9	47 A. BASSANI	32.381
10	77 K. RYDE	32.394
11	55 I. MYKHALCHYK	32.438
12	80 X. PINSACH	32.452
13	10 N. CALERO	32.484
14	65 M. CANDUCCI	32.520
15	64 F. CARICASULO	32.522
16	63 Z. KHAIRUDDIN	32.526
17	44 R. ROLFO	32.552
18	71 C. BERGMAN	32.558
19	4 G. REA	32.621
20	6 D. STIRPE	32.632
21	38 H. SOOMER	32.678
22	16 J. CLUZEL	32.684
23	12 C. GOBBI	32.769
24	69 O. JEZEK	32.785
25	78 H. OKUBO	32.846
26	87 L. ZANETTI	32.850
27	83 L. EPIS	32.915
28	11 C. GAMARINO	32.947
29	23 C. TANGRE	32.982
30	35 S. HILL	33.020
31	20 D. LOUREIRO	33.174
32	50 B. ORTT	33.529

14/10/2016

These data/results cannot be reproduced, stored and/or transmitted in whole or in part by any manner of electronic, mechanical, photocopying, recording, broadcasting or otherwise now known or herein after developed without the previous express consent by the copyright owner, except for reproduction in daily press and regular printed publications on sale to the public within 60 days of the event related to those data/results and always provided that copyright symbol appears together as follows below.

© DORNA WSBK ORGANIZATION Srl 2016

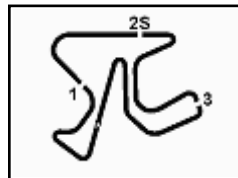
FICR PERUGIA TIMING



Official Tyre Supplier



Official Timekeeper



Spanish Round, 14-15-16 October 2016

World Supersport - Ideal Times Free Practice 2nd Session

Jerez 4.423 m

1 / 2

No.	Rider	Nat	Bike	Seg. 1	Seg. 2	Seg. 3	Seg. 4	Ideal Time		
				Diff. 1	Diff. 2	Diff. 3	Diff. 4	Best Lap	Pos.	Diff.
1	21 R. KRUMMENACHER	SUI	Kawasaki ZX-6R	25.782 0.155	15.534 0.055	30.651	32.107 0.008	1'44.074 1'44.292	1	0.218
2	1 K. SOFUOGLU	TUR	Kawasaki ZX-6R	25.748 0.046	15.638 0.010	30.801 0.060	32.125 0.037	1'44.312 1'44.465	2	0.153
3	47 A. BASSANI	ITA	Kawasaki ZX-6R	25.978	15.500 0.015	30.972	32.381 0.146	1'44.831 1'44.992	4	0.161
4	66 N. TUULI	FIN	Yamaha YZF R6	25.953 0.019	15.641	30.983	32.318	1'44.895 1'44.914	3	0.019
5	61 A. ZACCONE	ITA	Kawasaki ZX-6R	25.932 0.115	15.679 0.045	31.019	32.302 0.091	1'44.932 1'45.183	7	0.251
6	111 K. SMITH	GBR	Honda CBR600RR	26.003 0.034	15.675 0.101	30.953 0.067	32.316	1'44.947 1'45.149	5	0.202
7	64 F. CARICASULO	ITA	Honda CBR600RR	25.907 0.025	15.616	31.005 0.067	32.522 0.078	1'45.050 1'45.220	8	0.170
8	55 I. MYKHALCHYK	UKR	Kawasaki ZX-6R	25.948	15.604 0.018	31.079 0.086	32.438	1'45.069 1'45.173	6	0.104
9	86 A. BADOVINI	ITA	Honda CBR600RR	26.064 0.191	15.751 0.079	31.055	32.284 0.093	1'45.154 1'45.517	12	0.363
10	10 N. CALERO	ESP	Kawasaki ZX-6R	26.126	15.616 0.018	31.049 0.221	32.484 0.273	1'45.275 1'45.787	17	0.512
11	2 P. JACOBSEN	USA	Honda CBR600RR	26.153 0.082	15.645	31.234	32.251	1'45.283 1'45.365	10	0.082
12	65 M. CANDUCCI	ITA	MV Agusta F3 675	26.072	15.729 0.037	31.000	32.520	1'45.321 1'45.358	9	0.037
13	77 K. RYDE	GBR	Kawasaki ZX-6R	26.160 0.058	15.589	31.201	32.394	1'45.344 1'45.402	11	0.058
14	4 G. REA	GBR	MV Agusta F3 675	26.087 0.014	15.670 0.046	30.986	32.621 0.148	1'45.364 1'45.572	13	0.208
15	80 X. PINSACH	ESP	Honda CBR600RR	26.064	15.702 0.170	31.342	32.452	1'45.560 1'45.730	15	0.170
16	81 L. STAPLEFORD	GBR	Triumph Daytona 675	26.275 0.128	15.689 0.007	31.341	32.293	1'45.598 1'45.733	16	0.135
17	44 R. ROLFO	ITA	MV Agusta F3 675	26.077 0.027	15.763	31.240	32.552 0.063	1'45.632 1'45.722	14	0.090
18	63 Z. KHAIRUDDIN	MAS	Kawasaki ZX-6R	26.312	15.659 0.092	31.248	32.526	1'45.745 1'45.837	18	0.092
19	16 J. CLUZEL	FRA	MV Agusta F3 675	26.192 0.081	15.783 0.051	31.086	32.684 0.084	1'45.745 1'45.961	19	0.216
20	71 C. BERGMAN	SWE	Honda CBR600RR	26.184	15.879	31.261 0.243	32.558	1'45.882 1'46.125	21	0.243
21	38 H. SOOMER	EST	Yamaha YZF R6	26.295 0.120	15.768 0.062	31.165	32.678 0.099	1'45.906 1'46.187	22	0.281
22	6 D. STIRPE	ITA	Kawasaki ZX-6R	26.340	15.655 0.013	31.477	32.632	1'46.104 1'46.117	20	0.013
23	87 L. ZANETTI	ITA	MV Agusta F3 675	26.204	15.758	31.439	32.850 0.051	1'46.251 1'46.302	23	0.051
24	12 C. GOBBI	ITA	Yamaha YZF R6	26.368 0.612	15.808	31.391	32.769	1'46.336 1'46.948	25	0.612
25	69 O. JEZEK	CZE	Kawasaki ZX-6R	26.415	15.726 0.130	31.537	32.785 0.010	1'46.463 1'46.603	24	0.140
26	11 C. GAMARINO	ITA	Kawasaki ZX-6R	26.322 0.219	15.763 0.012	31.493 0.163	32.947 0.089	1'46.525 1'47.008	27	0.483
27	78 H. OKUBO	JPN	Honda CBR600RR	26.279 0.151	15.877	31.633 0.337	32.846	1'46.635 1'47.123	29	0.488
28	83 L. EPIS	AUS	Kawasaki ZX-6R	26.350 0.048	15.818 0.169	31.601	32.915 0.145	1'46.684 1'47.046	28	0.362
29	23 C. TANGRE	FRA	Suzuki GSX-R600	26.445	15.979	31.491 0.093	32.982	1'46.897 1'46.990	26	0.093
30	35 S. HILL	GBR	Honda CBR600RR	26.583	15.959 0.025	31.793 0.031	33.020	1'47.355 1'47.411	30	0.056
31	20 D. LOUREIRO	RSA	Honda CBR600RR	26.535	16.017 0.042	31.652	33.174 0.047	1'47.378 1'47.467	31	0.089
32	50 B. ORTT	CAN	Honda CBR600RR	26.682	16.224	32.147 0.180	33.529 0.111	1'48.582 1'48.873	32	0.291

14/10/2016

These data/results cannot be reproduced, stored and/or transmitted in whole or in part by any manner of electronic, mechanical, photocopying, recording, broadcasting or otherwise now known or herein after developed without the previous express consent by the copyright owner, except for reproduction in daily press and regular printed publications on sale to the public within 60 days of the event related to those data/results and always provided that copyright symbol appears together as follows below.

© DORNA WSBK ORGANIZATION Srl 2016

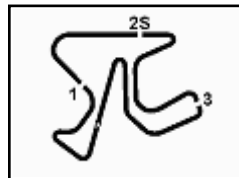
FICR PERUGIA TIMING



Official Tyre Supplier



Official Timekeeper



Jerez 4.423 m

2 / 2

Spanish Round, 14-15-16 October 2016

World Supersport - Ideal Times Free Practice 2nd Session

No. Rider	Nat	Bike	Seg. 1	Seg. 2	Seg. 3	Seg. 4	Ideal Time		
			Diff. 1	Diff. 2	Diff. 3	Diff. 4	Best Lap	Pos.	Diff.
Overall Ideal Time			25.748	15.500	30.651	32.107	1'44.006		

14/10/2016

These data/results cannot be reproduced, stored and/or transmitted in whole or in part by any manner of electronic, mechanical, photocopying, recording, broadcasting or otherwise now known or herein after developed without the previous express consent by the copyright owner, except for reproduction in daily press and regular printed publications on sale to the public within 60 days of the event related to those data/results and always provided that copyright symbol appears together as follows below.
© DORNA WSBK ORGANIZATION Srl 2016

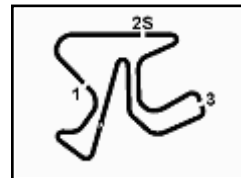
FKR PERUGIA TIMING



Official Tyre Supplier



Official Timekeeper



Spanish Round, 14-15-16 October 2016

World Supersport - Chronological Analysis Free Practice 2nd Session

Jerez 4.423 m

2 / 6

19	26.179	15.604	31.137	32.861	1'45.781 C	240.5	15:43'10.292
7° 61 A. ZACCONE (1'45.183)							

Lap	Seq. 1	Seq. 2	Seq. 3	Seq. 4	Lap Time	km/h	Local Time
1	34.289	16.832	33.169	33.922	1'58.212 P	229.8	14:47'48.599
2	26.881	16.159	31.775	33.382	1'48.197	232.8	14:49'36.796
3	26.513	15.951	31.580	32.966	1'47.010	233.8	14:51'23.806
4	26.377	15.927	31.541	33.031	1'46.876	234.3	14:53'10.682
5	26.339	15.856	31.618	32.939	1'46.752	234.3	14:54'57.434
6	26.469	16.007	32.193	9'53.228	1'07.897 P	233.8	15:06'05.331
7	34.287	16.171	34.903	34.403	1'59.764 P	231.3	15:08'05.095
8	26.294	15.679	31.089	32.302	1'45.364	234.3	15:09'50.459
9	26.047	15.724	31.019	32.393	1'45.183	234.3	15:11'35.642
10	26.005	15.730	31.159	32.643	1'45.537	234.3	15:13'21.179
11	26.148	15.783	31.414	32.853	1'46.198	234.3	15:15'07.377
12	28.989	18.467	35.449	13'03.838	14'26.743 P	210.5	15:29'34.120
13	34.566	17.451	34.845	32.829	1'59.691 P	200.0	15:31'33.811
14	25.932	15.703	31.174	32.414	1'45.223	232.3	15:33'19.034
15	26.822	16.516	32.081	32.782	1'48.201	224.5	15:35'07.235
16	26.091	15.785	31.150	32.488	1'45.514	234.3	15:36'52.749
17	26.686	16.001	31.802	3'38.002	4'52.491 P	232.8	15:41'45.240

8° 64 F. CARICASULO (1'45.220)							
---------------------------------------	--	--	--	--	--	--	--

Lap	Seq. 1	Seq. 2	Seq. 3	Seq. 4	Lap Time	km/h	Local Time
1	31.133	16.167	32.947	33.159	1'53.406 P	235.3	14:46'57.217
2	26.530	15.955	31.405	33.282	1'47.172	233.3	14:48'44.389
3	26.081	15.816	31.377	32.645	1'45.919	234.3	14:50'30.308
4	26.236	15.819	31.438	32.724	1'46.217	233.3	14:52'16.525
5	26.218	15.832	31.287	32.935	1'46.272	230.8	14:54'02.797
6	26.168	15.861	31.492	32.752	1'46.273	233.8	14:55'49.070
7	35.374	20.373	33.136	12'35.453	14'04.336 P	216.4	15:09'53.406
8	37.860	16.667	32.421	33.103	2'00.051 P	230.3	15:11'53.457
9	26.265	15.799	31.440	33.393	1'46.897	233.8	15:13'40.354
10	54.363	16.817	32.257	33.350	2'16.787	232.3	15:15'57.141
11	26.381	15.961	31.666	32.879	1'46.887	234.3	15:17'44.028
12	26.425	15.979	31.512	32.764	1'46.680	230.8	15:19'30.708
13	28.111	16.193	33.021	15'23.310	16'40.635 P	231.8	15:36'11.343
14	34.732	15.844	31.340	32.522	1'54.438 P	233.8	15:38'05.781
15	25.932	15.616	31.072	32.600	1'45.220	236.8	15:39'51.001
16	25.907	15.729	31.005	32.670	1'45.311	236.8	15:41'36.312

9° 65 M. CANDUCCI (1'45.358)							
-------------------------------------	--	--	--	--	--	--	--

Lap	Seq. 1	Seq. 2	Seq. 3	Seq. 4	Lap Time	km/h	Local Time
1	33.538	16.392	32.689	33.419	1'56.038 P	224.5	14:47'12.261
2	26.811	15.972	32.200	33.378	1'48.361	229.8	14:49'00.622
3	27.046	15.888	32.199	33.020	1'48.153	231.8	14:50'48.775
4	26.469	15.915	31.666	33.001	1'47.051	231.8	14:52'35.826
5	26.453	15.787	32.105	5'56.449	7'10.794 P	234.3	14:59'46.620
6	34.353	16.342	32.319	32.935	1'55.949 P	225.9	15:01'42.569
7	26.478	15.729	31.450	33.365	1'47.022	232.8	15:03'29.591
8	26.707	15.824	31.652	32.753	1'46.936	230.3	15:05'16.527
9	26.310	15.768	31.347	32.787	1'46.212	231.3	15:07'02.739
10	26.194	15.823	31.141	33.021	1'46.179	233.3	15:08'48.918
11	26.729	15.833	31.582	33.101	1'47.245	230.8	15:10'36.163
12	26.484	15.882	31.684	32.908	1'46.958	231.3	15:12'23.121
13	26.448	15.845	31.857	33.118	1'47.268	230.8	15:14'10.389
14	26.865	15.809	31.849	5'56.755	7'11.278 P	232.5	15:21'21.667
15	36.592	16.174	32.038	33.255	1'58.059 P	225.5	15:23'19.726
16	26.388	15.871	31.538	32.981	1'46.778	227.8	15:25'06.504
17	26.868	15.975	32.251	4'43.186	5'58.280 P	225.9	15:31'04.784
18	37.257	16.467	32.418	33.275	1'59.417 P	221.3	15:33'04.201
19	26.072	15.766	31.000	32.520	1'45.358	230.3	15:34'49.559
20	26.167	15.820	31.025	32.616	1'45.628	232.8	15:36'35.187
21	26.078	15.764	31.040	32.681	1'45.563	231.8	15:38'20.750
22	26.477	16.154	31.587	33.478	1'47.696	224.5	15:40'08.446
23	26.253	15.872	31.355	32.901	1'46.381	228.8	15:41'54.827

10° 2 P. JACOBSEN (1'45.365)							
-------------------------------------	--	--	--	--	--	--	--

Lap	Seq. 1	Seq. 2	Seq. 3	Seq. 4	Lap Time	km/h	Local Time
1	34.682	16.324	32.525	32.860	1'56.391 P	235.8	14:47'38.205

P = Pits In/Out - C = Lap-Time Cancelled

These data/results cannot be reproduced, stored and/or transmitted in whole or in part by any manner of electronic, mechanical, photocopying, recording, broadcasting or otherwise now known or herein after developed without the previous express consent by the copyright owner, except for reproduction in daily press and regular printed publications on sale to the public within 60 days of the event related to those data/results and always provided that copyright symbol appears together as follows below.

© DORNA WSBK ORGANIZATION Srl 2016

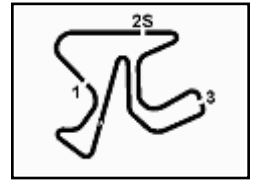
FIGR PERUGIA TIMING



Official Tyre Supplier



Official Timekeeper



Spanish Round, 14-15-16 October 2016

World Supersport - Chronological Analysis Free Practice 2nd Session

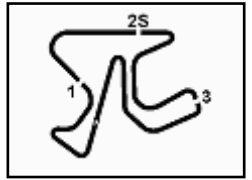
16	27.171	16.261	32.147	33.529	1'49.108	229.3	15:35'18.812
17	28.903	17.162	34.986	1'54.854	3'15.905 P	222.2	15:38'34.717
18	33.980	16.414	32.331	33.981	1'56.706 P	228.8	15:40'31.423
19	27.060	16.309	32.619	33.555	1'49.543	227.8	15:42'20.966

P = Pits In/Out - C = Lap-Time Cancelled

These data/results cannot be reproduced, stored and/or transmitted in whole or in part by any manner of electronic, mechanical, photocopying, recording, broadcasting or otherwise now known or herein after developed without the previous express consent by the copyright owner, except for reproduction in daily press and regular printed publications on sale to the public within 60 days of the event related to those data/results and always provided that copyright symbol appears together as follows below.

© DORNA WSBK ORGANIZATION Srl 2016



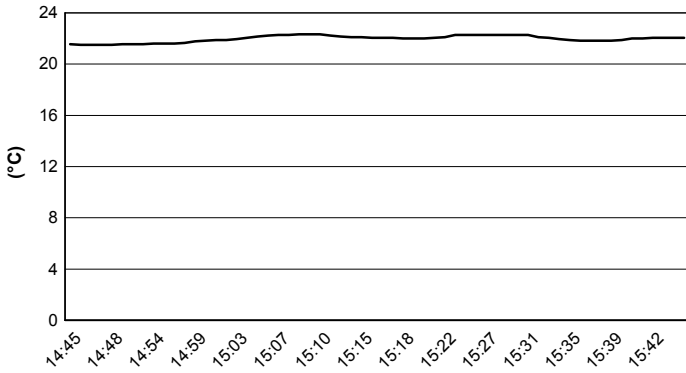


Jerez 4.423 m

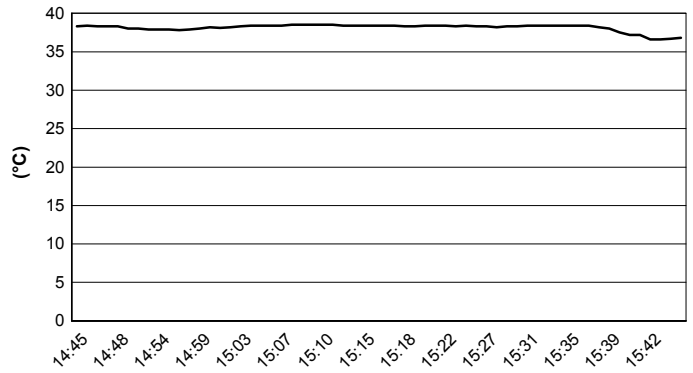
Spanish Round, 14-15-16 October 2016
World Supersport - Weather Report Free Practice 2nd Session

Session started 14:45 Session ended 15:45

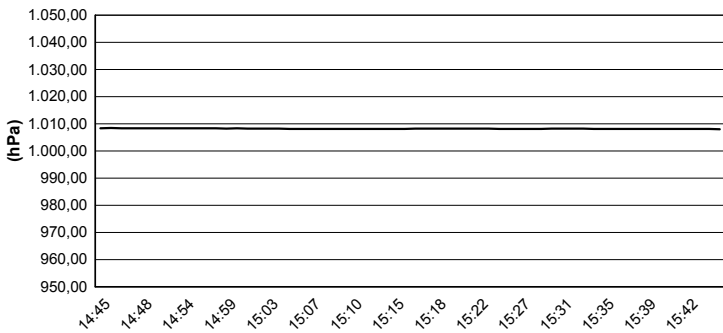
Air Temperature



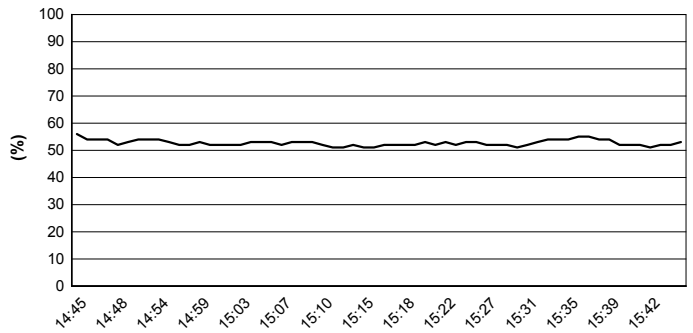
Track Temperature



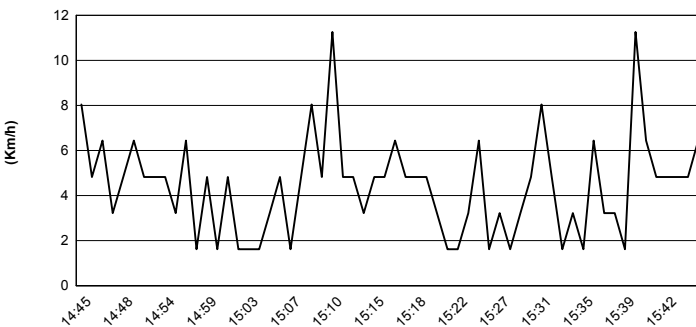
Air Pressure



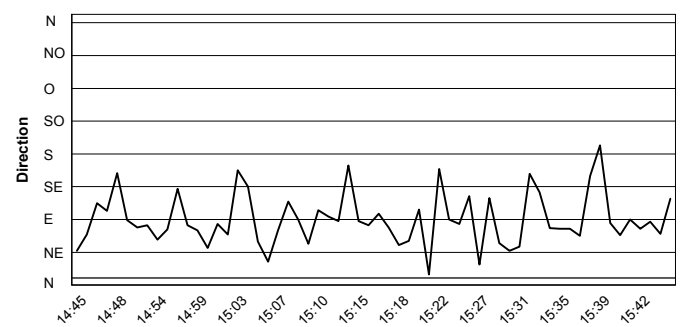
Humidity



Wind Speed

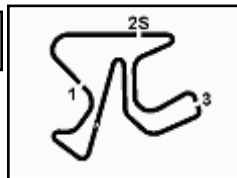


Wind Direction



These data/results cannot be reproduced, stored and/or transmitted in whole or in part by any manner of electronic, mechanical, photocopying, recording, broadcasting or otherwise now known or herein after developed without the previous express consent by the copyright owner, except for reproduction in daily press and regular printed publications on sale to the public within 60 days of the event related to those data/results and always provided that copyright symbol appears together as follows below.
© DORNA WSBK ORGANIZATION Srl 2016





Spanish Round, 14-15-16 October 2016

World Supersport - Superpoles Entry List

Superpole 1

FPs Pos	No. Rider	Nat	Team	Bike	Time
11	86 A. BADOVINI	ITA	Gemar Balloons - Team Lorini	Honda CBR600RR	1'45.339
12	65 M. CANDUCCI	ITA	GRT Racing Team	MV Agusta F3 675	1'45.358
13	77 K. RYDE	GBR	Schmidt Racing	Kawasaki ZX-6R	1'45.402
14	16 J. CLUZEL	FRA	MV Agusta Reparto Corse	MV Agusta F3 675	1'45.474
15	44 R. ROLFO	ITA	Team Factory Vamag	MV Agusta F3 675	1'45.680
16	80 X. PINSACH	ESP	Gemar Balloons - Team Lorini	Honda CBR600RR	1'45.730
17	81 L. STAPLEFORD	GBR	Profile Racing	Triumph Daytona 675	1'45.733
18	87 L. ZANETTI	ITA	MV Agusta Reparto Corse	MV Agusta F3 675	1'45.742
19	10 N. CALERO	ESP	Orelac Racing VerdNatura	Kawasaki ZX-6R	1'45.787
20	63 Z. KHAIRUDDIN	MAS	Orelac Racing VerdNatura	Kawasaki ZX-6R	1'45.837
21	11 C. GAMARINO	ITA	Team GoEleven	Kawasaki ZX-6R	1'45.990
22	6 D. STIRPE	ITA	Scuderia Maranga Racing	Kawasaki ZX-6R	1'46.117
23	71 C. BERGMAN	SWE	CIA Landlord Insurance Honda	Honda CBR600RR	1'46.125
24	38 H. SOOMER	EST	Kallio Racing	Yamaha YZF R6	1'46.187
25	69 O. JEZEK	CZE	Team GoEleven	Kawasaki ZX-6R	1'46.603
26	78 H. OKUBO	JPN	CIA Landlord Insurance Honda	Honda CBR600RR	1'46.690
27	12 C. GOBBI	ITA	VFT Racing	Yamaha YZF R6	1'46.948
28	23 C. TANGRE	FRA	Team Johann Moto Sport	Suzuki GSX-R600	1'46.990
29	83 L. EPIS	AUS	Response RE Racing	Kawasaki ZX-6R	1'47.046
30	35 S. HILL	GBR	CIA Landlord Insurance Honda	Honda CBR600RR	1'47.411
31	20 D. LOUREIRO	RSA	WILSport Racedays Honda	Honda CBR600RR	1'47.467
32	50 B. ORTT	CAN	WILSport Racedays Honda	Honda CBR600RR	1'47.881

Superpole 2

FPs Pos	No. Rider	Nat	Team	Bike	Time
1	21 R. KRUMMENACHER	SUI	Kawasaki Puccetti Racing	Kawasaki ZX-6R	1'44.292
2	1 K. SOFUOGLU	TUR	Kawasaki Puccetti Racing	Kawasaki ZX-6R	1'44.402
3	66 N. TUULI	FIN	Kallio Racing	Yamaha YZF R6	1'44.914
4	47 A. BASSANI	ITA	San Carlo Team Italia	Kawasaki ZX-6R	1'44.992
5	111 K. SMITH	GBR	CIA Landlord Insurance Honda	Honda CBR600RR	1'45.149
6	55 I. MYKHALCHYK	UKR	DS Junior Team	Kawasaki ZX-6R	1'45.173
7	61 A. ZACCONE	ITA	San Carlo Team Italia	Kawasaki ZX-6R	1'45.183
8	64 F. CARICASULO	ITA	Bardahl Evan Bros. Honda Racing	Honda CBR600RR	1'45.220
9	2 P. JACOBSEN	USA	Honda World Supersport Team	Honda CBR600RR	1'45.239
10	4 G. REA	GBR	GRT Racing Team	MV Agusta F3 675	1'45.338

*
*

* These positions are assigned to the 1st and 2nd rider classified in Superpole 1

14/10/2016 1.

These data/results cannot be reproduced, stored and/or transmitted in whole or in part by any manner of electronic, mechanical, photocopying, recording, broadcasting or otherwise now known or herein after developed without the previous express consent by the copyright owner, except for reproduction in daily press and regular printed publications on sale to the public within 60 days of the event related to those data/results and always provided that copyright symbol appears together as follows below.

© DORNA WSBK ORGANIZATION Srl 2016

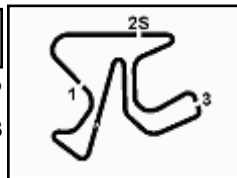
FIKZ PERUGIA TIMING



Official Tyre Supplier



Official Timekeeper



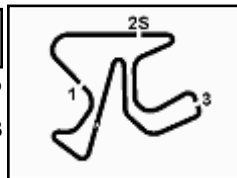
Spanish Round, 14-15-16 October 2016

World Supersport - Best Laps & Speeds

No.	Rider		Best Lap		FP1		FP2	
	Nat	Bike			laps	speed	laps	speed
1	21	R. KRUMMENACHER	1'44.292		1'44.826	241	1'44.292	
		SUI Kawasaki ZX-6R	49	241	25	241	24	240
2	1	K. SOFUOGLU	1'44.402		1'44.402		1'44.465	
		TUR Kawasaki ZX-6R	43	244	19	236	24	244
3	66	N. TUULI	1'44.914		1'45.997	242	1'44.914	
		FIN Yamaha YZF R6	41	242	23	242	18	239
4	47	A. BASSANI	1'44.992		1'45.354		1'44.992	
		ITA Kawasaki ZX-6R	43	243	22	241	21	243
5	111	K. SMITH	1'45.149		1'45.876	237	1'45.149	
		GBR Honda CBR600RR	46	237	27	237	19	236
6	55	I. MYKHALCHYK	1'45.173		1'45.331		1'45.173	
		UKR Kawasaki ZX-6R	41	241	22	239	19	241
7	61	A. ZACCONE	1'45.183		1'46.140	238	1'45.183	
		ITA Kawasaki ZX-6R	39	238	22	238	17	234
8	64	F. CARICASULO	1'45.220		1'46.734		1'45.220	
		ITA Honda CBR600RR	33	237	17	236	16	237
9	2	P. JACOBSEN	1'45.239		1'45.239	242	1'45.365	
		USA Honda CBR600RR	42	242	22	242	20	241
10	4	G. REA	1'45.338		1'45.338	241	1'45.572	
		GBR MV Agusta F3 675	38	241	22	241	16	240
11	86	A. BADOVINI	1'45.339		1'45.339	239	1'45.517	
		ITA Honda CBR600RR	38	239	20	239	18	237
12	65	M. CANDUCCI	1'45.358		1'46.269		1'45.358	
		ITA MV Agusta F3 675	44	234	21	233	23	234
13	77	K. RYDE	1'45.402		1'46.325	242	1'45.402	
		GBR Kawasaki ZX-6R	41	242	19	239	22	242
14	16	J. CLUZEL	1'45.474		1'45.474		1'45.961	
		FRA MV Agusta F3 675	33	239	19	236	14	239
15	44	R. ROLFO	1'45.680		1'45.680	240	1'45.722	
		ITA MV Agusta F3 675	34	240	16	240	18	239
16	80	X. PINSACH	1'45.730		1'46.207	238	1'45.730	
		ESP Honda CBR600RR	44	238	22	238	22	237
17	81	L. STAPLEFORD	1'45.733		1'46.308	241	1'45.733	
		GBR Triumph Daytona 675	41	241	22	241	19	240
18	87	L. ZANETTI	1'45.742		1'45.742	241	1'46.302	
		ITA MV Agusta F3 675	26	241	18	241	8	241
19	10	N. CALERO	1'45.787		1'46.267		1'45.787	
		ESP Kawasaki ZX-6R	46	239	23	238	23	239
20	63	Z. KHAIRUDDIN	1'45.837		1'46.963	240	1'45.837	
		MAS Kawasaki ZX-6R	43	240	21	240	22	239

These data/results cannot be reproduced, stored and/or transmitted in whole or in part by any manner of electronic, mechanical, photocopying, recording, broadcasting or otherwise now known or herein after developed without the previous express consent by the copyright owner, except for reproduction in daily press and regular printed publications on sale to the public within 60 days of the event related to those data/results and always provided that copyright symbol appears together as follows below.

© DORNA WSBK ORGANIZATION Srl 2016



Spanish Round, 14-15-16 October 2016

World Supersport - Best Laps & Speeds

No.	Rider		Best Lap	FP1		FP2	
	Nat	Bike		laps	speed	laps	speed
21	11 C. GAMARINO		1'45.990		1'45.990		1'47.008
	ITA	Kawasaki ZX-6R	34 240	23 238	11	240	
22	6 D. STIRPE		1'46.117		1'47.021	1'46.117	
	ITA	Kawasaki ZX-6R	43 241	21 238	22	241	
23	71 C. BERGMAN		1'46.125		1'46.188	1'46.125	
	SWE	Honda CBR600RR	34 236	15	236	19 233	
24	38 H. SOOMER		1'46.187		1'47.275	1'46.187	
	EST	Yamaha YZF R6	47 238	24	238	23 236	
25	69 O. JEZEK		1'46.603		1'47.406	1'46.603	
	CZE	Kawasaki ZX-6R	41 239	22	239	19 237	
26	78 H. OKUBO		1'46.690		1'46.690		1'47.123
	JPN	Honda CBR600RR	39 238	24	238	15 236	
27	12 C. GOBBI		1'46.948		1'47.081	1'46.948	
	ITA	Yamaha YZF R6	40 238	20	238	20 236	
28	23 C. TANGRE		1'46.990		1'47.619	1'46.990	
	FRA	Suzuki GSX-R600	42 233	23 232	19	233	
29	83 L. EPIS		1'47.046		1'47.381	1'47.046	
	AUS	Kawasaki ZX-6R	43 237	23	237	20 232	
30	35 S. HILL		1'47.411		1'48.739	1'47.411	
	GBR	Honda CBR600RR	40 233	20	233	20 232	
31	20 D. LOUREIRO		1'47.467		1'48.189	1'47.467	
	RSA	Honda CBR600RR	51 235	25	235	26 233	
32	50 B. ORTT		1'47.881		1'47.881		1'48.873
	CAN	Honda CBR600RR	41 233	22	233	19 231	

14/10/2016

These data/results cannot be reproduced, stored and/or transmitted in whole or in part by any manner of electronic, mechanical, photocopying, recording, broadcasting or otherwise now known or herein after developed without the previous express consent by the copyright owner, except for reproduction in daily press and regular printed publications on sale to the public within 60 days of the event related to those data/results and always provided that copyright symbol appears together as follows below.

© DORNA WSBK ORGANIZATION Srl 2016

FICR PERUGIA TIMING



Official Tyre Supplier



Official Timekeeper