

Spanish Round, 14-15-16 October 2016

World Supersport - Results Superpole 1

Jerez 4.423 m

1 / 2

No.	Rider	Nat	Team	Bike	Class	Time	Gap	Rel.	Laps	Speed	
										Avg	Max
1*	16 J. CLUZEL	FRA	MV Agusta Reparto Corse	MV Agusta F3 675		1'44.301			7	152,662	240,5
2*	63 Z. KHAIRUDDIN	MAS	Orelac Racing VerdNatura	Kawasaki ZX-6R		1'44.320	0.019	0.019	7	152,634	242,2
3	86 A. BADOVINI	ITA	Gemar Balloons - Team Lorini	Honda CBR600RR		1'44.434	0.133	0.114	6	152,468	241,6
4	77 K. RYDE	GBR	Schmidt Racing	Kawasaki ZX-6R		1'44.508	0.207	0.074	7	152,360	240,0
5	10 N. CALERO	ESP	Orelac Racing VerdNatura	Kawasaki ZX-6R		1'44.678	0.377	0.170	8	152,112	242,2
6	81 L. STAPLEFORD	GBR	Profile Racing	Triumph Daytona 675		1'44.877	0.576	0.199	8	151,824	244,3
7	80 X. PINSACH	ESP	Gemar Balloons - Team Lorini	Honda CBR600RR		1'44.877	0.576	0.000	7	151,824	241,6
8	38 H. SOOMER	EST	Kallio Racing	Yamaha YZF R6		1'44.920	0.619	0.043	8	151,761	240,5
9	11 C. GAMARINO	ITA	Team GoEleven	Kawasaki ZX-6R		1'45.085	0.784	0.165	7	151,523	238,4
10	87 L. ZANETTI	ITA	GRT Racing Team	MV Agusta F3 675		1'45.089	0.788	0.004	5	151,517	242,2
11	71 C. BERGMAN	SWE	CIA Landlord Insurance Honda	Honda CBR600RR		1'45.097	0.796	0.008	8	151,506	240,0
12	6 D. STIRPE	ITA	Scuderia Maranga Racing	Kawasaki ZX-6R	ESS	1'45.170	0.869	0.073	7	151,401	242,7
13	12 C. GOBBI	ITA	VFT Racing	Yamaha YZF R6	ESS	1'45.340	1.039	0.170	8	151,156	240,0
14	44 R. ROLFO	ITA	Team Factory Vamag	MV Agusta F3 675		1'45.496	1.195	0.156	7	150,933	241,1
15	65 M. CANDUCCI	ITA	GRT Racing Team	MV Agusta F3 675		1'45.560	1.259	0.064	7	150,841	239,5
16	69 O. JEZEK	CZE	Team GoEleven	Kawasaki ZX-6R		1'45.882	1.581	0.322	7	150,383	238,4
17	83 L. EPIS	AUS	Response RE Racing	Kawasaki ZX-6R		1'45.933	1.632	0.051	7	150,310	238,4
18	78 H. OKUBO	JPN	CIA Landlord Insurance Honda	Honda CBR600RR		1'46.492	2.191	0.559	7	149,521	236,8
19	23 C. TANGRE	FRA	Team Yohann Moto Sport	Suzuki GSX-R600	ESS	1'46.499	2.198	0.007	7	149,511	233,8
20	35 S. HILL	GBR	CIA Landlord Insurance Honda	Honda CBR600RR		1'46.610	2.309	0.111	7	149,356	235,3
21	50 B. ORTT	CAN	WILSport Racedays Honda	Honda CBR600RR	ESS	1'47.751	3.450	1.141	9	147,774	235,3
22	20 D. LOUREIRO	RSA	WILSport Racedays Honda	Honda CBR600RR	ESS	1'47.759	3.458	0.008	9	147,763	235,8

* Qualified to Superpole 2

AIR	Humidity:	73%	Temp:	18°C
TRACK	Condition:	Dry	Temp:	28°C

Records	Pole (QP2)	2013 S.Lowes	1'43.118	154,410	Km/h
	Race	2013 S.Lowes	1'44.111	152,940	Km/h
	Circuit (QP2)	2013 S.Lowes	1'43.118	154,410	Km/h

These data/results cannot be reproduced, stored and/or transmitted in whole or in part by any manner of electronic, mechanical, photocopying, recording, broadcasting or otherwise now known or herein after developed without the previous express consent by the copyright owner, except for reproduction in daily press and regular printed publications on sale to the public within 60 days of the event related to those data/results and always provided that copyright symbol appears together as follows below.

© DORNA WSBK ORGANIZATION Srl 2016

Start 11:30 End 11:47 The results are provisional until the end of the time limit for protests and appeals and the completion of the technical checks.

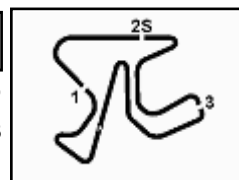
FICR PERUGIA TIMING



Official Tyre Supplier



Official Timekeeper



Spanish Round, 14-15-16 October 2016

World Supersport - Results Superpole 1

Session Highlights

11.30.00		Start
11.38.17	Zanetti	Technical Problem
11.47.06		End Of Session

Fastest Laps Sequence

No.	Rider	Nat	Team	Bike	Local Time	Time	Gap	Avg
83	L. EPIS	AUS	Response RE Racing	Kawasaki ZX-6R	11:31'56.194	1'53.956		139,728
65	M. CANDUCCI	ITA	GRT Racing Team	MV Agusta F3 675	11:31'56.375	1'52.528	-1.428	141,501
80	X. PINSACH	ESP	Gemar Balloons - Team Lorini	Honda CBR600RR	11:31'58.755	1'52.188	-0.340	141,930
38	H. SOOMER	EST	Kallio Racing	Yamaha YZF R6	11:33'43.378	1'46.663	-5.525	149,281
80	X. PINSACH	ESP	Gemar Balloons - Team Lorini	Honda CBR600RR	11:33'44.290	1'45.535	-1.128	150,877
86	A. BADOVINI	ITA	Gemar Balloons - Team Lorini	Honda CBR600RR	11:34'09.260	1'44.434	-1.101	152,468
63	Z. KHAIRUDDIN	MAS	Orelac Racing VerdNatura	Kawasaki ZX-6R	11:45'52.222	1'44.320	-0.114	152,634
16	J. CLUZEL	FRA	MV Agusta Reparto Corse	MV Agusta F3 675	11:46'13.914	1'44.301	-0.019	152,662

These data/results cannot be reproduced, stored and/or transmitted in whole or in part by any manner of electronic, mechanical, photocopying, recording, broadcasting or otherwise now known or herein after developed without the previous express consent by the copyright owner, except for reproduction in daily press and regular printed publications on sale to the public within 60 days of the event related to those data/results and always provided that copyright symbol appears together as follows below.

© DORNA WSBK ORGANIZATION Srl 2016

	Start	End	The results are provisional until the end of the time limit for protests and appeals
15/10/2016	11:30	11:47	and the completion of the technical checks.

FICR PERUGIA TIMING



Official Tyre Supplier



Official Timekeeper

Spanish Round, 14-15-16 October 2016

World Supersport - Best Sector & Speed Superpole 1

Jerez 4.423 m

Best Lap

1	16 J. CLUZEL	MV Aqusta F3 675	1'44.301
2	63 Z. KHAIRUDDIN	Kawasaki ZX-6R	1'44.320
3	86 A. BADOVINI	Honda CBR600RR	1'44.434
4	77 K. RYDE	Kawasaki ZX-6R	1'44.508
5	10 N. CALERO	Kawasaki ZX-6R	1'44.678
6	81 L. STAPLEFORD	Triumph Daytona 675	1'44.877
7	80 X. PINSACH	Honda CBR600RR	1'44.877
8	38 H. SOOMER	Yamaha YZF R6	1'44.920
9	11 C. GAMARINO	Kawasaki ZX-6R	1'45.085
10	87 L. ZANETTI	MV Aqusta F3 675	1'45.089
11	71 C. BERGMAN	Honda CBR600RR	1'45.097
12	6 D. STIRPE	Kawasaki ZX-6R	1'45.170
13	12 C. GOBBI	Yamaha YZF R6	1'45.340
14	44 R. ROLFO	MV Aqusta F3 675	1'45.496
15	65 M. CANDUCCI	MV Aqusta F3 675	1'45.560
16	69 O. JEZEK	Kawasaki ZX-6R	1'45.882
17	83 L. EPIS	Kawasaki ZX-6R	1'45.933
18	78 H. OKUBO	Honda CBR600RR	1'46.492
19	23 C. TANGRE	Suzuki GSX-R600	1'46.499
20	35 S. HILL	Honda CBR600RR	1'46.610
21	50 B. ORTT	Honda CBR600RR	1'47.751
22	20 D. LOUREIRO	Honda CBR600RR	1'47.759

Best Sector & Speed

1	81 L. STAPLEFORD	Triumph Daytona 675	244.3
2	6 D. STIRPE	Kawasaki ZX-6R	242.7
3	87 L. ZANETTI	MV Aqusta F3 675	242.2
4	10 N. CALERO	Kawasaki ZX-6R	242.2
5	63 Z. KHAIRUDDIN	Kawasaki ZX-6R	242.2
6	80 X. PINSACH	Honda CBR600RR	241.6
7	86 A. BADOVINI	Honda CBR600RR	241.6
8	44 R. ROLFO	MV Aqusta F3 675	241.1
9	38 H. SOOMER	Yamaha YZF R6	240.5
10	16 J. CLUZEL	MV Aqusta F3 675	240.5
11	71 C. BERGMAN	Honda CBR600RR	240.0
12	77 K. RYDE	Kawasaki ZX-6R	240.0
13	12 C. GOBBI	Yamaha YZF R6	240.0
14	65 M. CANDUCCI	MV Aqusta F3 675	239.5
15	69 O. JEZEK	Kawasaki ZX-6R	238.4
16	83 L. EPIS	Kawasaki ZX-6R	238.4
17	11 C. GAMARINO	Kawasaki ZX-6R	238.4
18	78 H. OKUBO	Honda CBR600RR	236.8
19	20 D. LOUREIRO	Honda CBR600RR	235.8
20	35 S. HILL	Honda CBR600RR	235.3
21	50 B. ORTT	Honda CBR600RR	235.3
22	23 C. TANGRE	Suzuki GSX-R600	233.8

Seg. 1

1	16 J. CLUZEL	25.640
2	10 N. CALERO	25.836
3	63 Z. KHAIRUDDIN	25.838
4	86 A. BADOVINI	25.863
5	38 H. SOOMER	25.863
6	77 K. RYDE	25.865
7	81 L. STAPLEFORD	25.910
8	87 L. ZANETTI	25.949
9	80 X. PINSACH	25.950
10	11 C. GAMARINO	25.954
11	6 D. STIRPE	26.038
12	44 R. ROLFO	26.045
13	71 C. BERGMAN	26.049
14	12 C. GOBBI	26.064
15	65 M. CANDUCCI	26.132
16	69 O. JEZEK	26.201
17	35 S. HILL	26.222
18	83 L. EPIS	26.307
19	23 C. TANGRE	26.365
20	78 H. OKUBO	26.549
21	20 D. LOUREIRO	26.630
22	50 B. ORTT	26.723

Seg. 2

1	63 Z. KHAIRUDDIN	15.406
2	10 N. CALERO	15.413
3	38 H. SOOMER	15.416
4	81 L. STAPLEFORD	15.448
5	77 K. RYDE	15.455
6	6 D. STIRPE	15.487
7	80 X. PINSACH	15.490
8	16 J. CLUZEL	15.519
9	12 C. GOBBI	15.530
10	87 L. ZANETTI	15.554
11	86 A. BADOVINI	15.556
12	71 C. BERGMAN	15.588
13	11 C. GAMARINO	15.596
14	44 R. ROLFO	15.611
15	65 M. CANDUCCI	15.627
16	69 O. JEZEK	15.657
17	78 H. OKUBO	15.701
18	35 S. HILL	15.751
19	23 C. TANGRE	15.795
20	83 L. EPIS	15.818
21	20 D. LOUREIRO	15.899
22	50 B. ORTT	15.917

Seg. 3

1	16 J. CLUZEL	30.736
2	77 K. RYDE	30.830
3	10 N. CALERO	30.838
4	86 A. BADOVINI	30.853
5	65 M. CANDUCCI	30.920
6	63 Z. KHAIRUDDIN	30.928
7	38 H. SOOMER	31.079
8	80 X. PINSACH	31.089
9	71 C. BERGMAN	31.128
10	11 C. GAMARINO	31.157
11	87 L. ZANETTI	31.175
12	44 R. ROLFO	31.182
13	6 D. STIRPE	31.220
14	81 L. STAPLEFORD	31.241
15	83 L. EPIS	31.257
16	12 C. GOBBI	31.274
17	69 O. JEZEK	31.284
18	78 H. OKUBO	31.480
19	23 C. TANGRE	31.548
20	35 S. HILL	31.665
21	50 B. ORTT	31.822
22	20 D. LOUREIRO	31.838

Seg. 4

1	81 L. STAPLEFORD	32.014
2	86 A. BADOVINI	32.117
3	63 Z. KHAIRUDDIN	32.148
4	71 C. BERGMAN	32.177
5	16 J. CLUZEL	32.272
6	87 L. ZANETTI	32.273
7	77 K. RYDE	32.300
8	10 N. CALERO	32.302
9	38 H. SOOMER	32.328
10	80 X. PINSACH	32.348
11	11 C. GAMARINO	32.378
12	6 D. STIRPE	32.425
13	44 R. ROLFO	32.457
14	12 C. GOBBI	32.472
15	83 L. EPIS	32.551
16	69 O. JEZEK	32.684
17	65 M. CANDUCCI	32.694
18	23 C. TANGRE	32.734
19	78 H. OKUBO	32.756
20	35 S. HILL	32.840
21	20 D. LOUREIRO	33.141
22	50 B. ORTT	33.147

15/10/2016

These data/results cannot be reproduced, stored and/or transmitted in whole or in part by any manner of electronic, mechanical, photocopying, recording, broadcasting or otherwise now known or herein after developed without the previous express consent by the copyright owner, except for reproduction in daily press and regular printed publications on sale to the public within 60 days of the event related to those data/results and always provided that copyright symbol appears together as follows below.

© DORNA WSBK ORGANIZATION Srl 2016

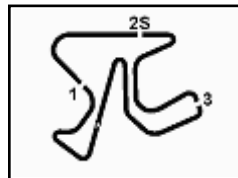
FICR PERUGIA TIMING



Official Tyre Supplier



Official Timekeeper



Spanish Round, 14-15-16 October 2016

World Supersport - Ideal Times Superpole 1

Jerez 4.423 m

1 / 1

No.	Rider	Nat	Bike	Seg. 1	Seg. 2	Seg. 3	Seg. 4	Ideal Time		
				Diff. 1	Diff. 2	Diff. 3	Diff. 4	Best Lap	Pos.	Diff.
1	16 J. CLUZEL	FRA	MV Agusta F3 675	25.640	15.519 0.134	30.736	32.272	1'44.167	1	0.134
2	63 Z. KHAIRUDDIN	MAS	Kawasaki ZX-6R	25.838	15.406	30.928	32.148	1'44.320	2	0.000
3	86 A. BADOVINI	ITA	Honda CBR600RR	25.863	15.556 0.012	30.853	32.117 0.033	1'44.389	3	0.045
4	10 N. CALERO	ESP	Kawasaki ZX-6R	25.836 0.170	15.413 0.119	30.838	32.302	1'44.389	5	0.289
5	77 K. RYDE	GBR	Kawasaki ZX-6R	25.865	15.455 0.030	30.830	32.300 0.028	1'44.450	4	0.058
6	81 L. STAPLEFORD	GBR	Triumph Daytona 675	25.910 0.185	15.448 0.069	31.241 0.010	32.014	1'44.613	6	0.264
7	38 H. SOOMER	EST	Yamaha YZF R6	25.863	15.416 0.069	31.079 0.165	32.328	1'44.686	8	0.234
8	80 X. PINSACH	ESP	Honda CBR600RR	25.950	15.490	31.089	32.348	1'44.877	7	0.000
9	71 C. BERGMAN	SWE	Honda CBR600RR	26.049 0.023	15.588 0.132	31.128	32.177	1'44.942	11	0.155
10	87 L. ZANETTI	ITA	MV Agusta F3 675	25.949 0.138	15.554	31.175	32.273	1'44.951	10	0.138
11	11 C. GAMARINO	ITA	Kawasaki ZX-6R	25.954	15.596	31.157	32.378	1'45.085	9	0.000
12	6 D. STIRPE	ITA	Kawasaki ZX-6R	26.038	15.487	31.220	32.425	1'45.170	12	0.000
13	44 R. ROLFO	ITA	MV Agusta F3 675	26.045	15.611 0.031	31.182 0.170	32.457	1'45.295	14	0.201
14	12 C. GOBBI	ITA	Yamaha YZF R6	26.064	15.530	31.274	32.472	1'45.340	13	0.000
15	65 M. CANDUCCI	ITA	MV Agusta F3 675	26.132 0.187	15.627	30.920	32.694	1'45.373	15	0.187
16	69 O. JEZEK	CZE	Kawasaki ZX-6R	26.201	15.657	31.284	32.684 0.056	1'45.826	16	0.056
17	83 L. EPIS	AUS	Kawasaki ZX-6R	26.307	15.818	31.257	32.551	1'45.933	17	0.000
18	23 C. TANGRE	FRA	Suzuki GSX-R600	26.365 0.057	15.795	31.548	32.734	1'46.442	19	0.057
19	35 S. HILL	GBR	Honda CBR600RR	26.222	15.751 0.120	31.665 0.012	32.840	1'46.478	20	0.132
20	78 H. OKUBO	JPN	Honda CBR600RR	26.549 0.001	15.701 0.005	31.480	32.756	1'46.486	18	0.006
21	20 D. LOUREIRO	RSA	Honda CBR600RR	26.630 0.141	15.899 0.034	31.838 0.076	33.141	1'47.508	22	0.251
22	50 B. ORTT	CAN	Honda CBR600RR	26.723 0.142	15.917	31.822	33.147	1'47.609	21	0.142
Overall Ideal Time				25.640	15.406	30.736	32.014	1'43.796		

15/10/2016

These data/results cannot be reproduced, stored and/or transmitted in whole or in part by any manner of electronic, mechanical, photocopying, recording, broadcasting or otherwise now known or herein after developed without the previous express consent by the copyright owner, except for reproduction in daily press and regular printed publications on sale to the public within 60 days of the event related to those data/results and always provided that copyright symbol appears together as follows below.
© DORNA WSBK ORGANIZATION Srl 2016

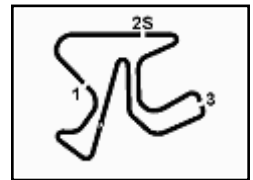
FIAT PERUGIA TIMING



Official Tyre Supplier



Official Timekeeper



Jerez 4.423 m

Spanish Round, 14-15-16 October 2016

World Supersport - Chronological Analysis Superpole 1

2 / 2

14° 44 R. ROLFO (1'45.496)

Lap	Seq. 1	Seq. 2	Seq. 3	Seq. 4	Lap Time	km/h	Local Time
							11:30'05.739
1	33.223	18.815	44.363	42.883	2'19.284 P	146.7	11:32'25.023
2	26.483	15.611	31.182	32.515	1'45.791	238.9	11:34'10.814
3	26.045	15.642	31.352	32.457	1'45.496	238.4	11:35'56.310
4	26.214	15.831	31.565	3'02.263	4'15.873 P	238.4	11:40'12.183
5	34.197	20.791	34.538	36.821	2'06.347 P	148.6	11:42'18.530
6	26.165	15.671	31.340	32.542	1'45.718	241.1	11:44'04.248
7	26.081	15.739	31.243	32.682	1'45.745	235.8	11:45'49.993

15° 65 M. CANDUCCI (1'45.560)

Lap	Seq. 1	Seq. 2	Seq. 3	Seq. 4	Lap Time	km/h	Local Time
							11:30'03.847
1	31.779	16.125	31.678	32.946	1'52.528 P	229.3	11:31'56.375
2	27.961	15.670	31.124	32.748	1'47.503	233.8	11:33'43.878
3	26.348	15.861	31.474	32.865	1'46.548	239.5	11:35'30.426
4	26.376	15.905	31.849	3'20.211	4'34.341 P	237.4	11:40'04.767
5	37.325	18.478	31.739	34.001	2'01.543 P	230.3	11:42'06.310
6	26.319	15.627	30.920	32.694	1'45.560	234.8	11:43'51.870
7	26.132	15.719	31.024	32.972	1'45.847	234.3	11:45'37.717

16° 69 O. JEZEK (1'45.882)

Lap	Seq. 1	Seq. 2	Seq. 3	Seq. 4	Lap Time	km/h	Local Time
							11:30'12.967
1	39.288	21.003	37.801	35.735	2'13.827 P		11:32'26.794
2	26.603	15.710	32.116	33.071	1'47.500	238.4	11:34'14.294
3	26.392	15.659	31.585	32.840	1'46.476	237.9	11:36'00.770
4	27.895	15.927	32.716	2'29.308	3'45.846 P	236.3	11:39'46.616
5	33.069	16.667	31.830	32.897	1'54.463 P	232.3	11:41'41.079
6	26.201	15.657	31.284	32.740	1'45.882	236.8	11:43'26.961
7	26.232	15.693	31.406	32.684	1'46.015	237.4	11:45'12.976

17° 83 L. EPIS (1'45.933)

Lap	Seq. 1	Seq. 2	Seq. 3	Seq. 4	Lap Time	km/h	Local Time
							11:30'02.238
1	31.892	16.512	32.260	33.292	1'53.956 P	229.3	11:31'56.194
2	26.493	16.041	31.936	32.932	1'47.402	232.3	11:33'43.596
3	26.532	15.850	31.419	32.642	1'46.443	236.3	11:35'30.039
4	26.697	15.879	32.612	3'30.603	4'45.791 P	235.3	11:40'15.830
5	31.323	17.122	34.570	38.872	2'01.887 P	227.8	11:42'17.717
6	26.659	15.944	31.691	32.730	1'47.024	238.4	11:44'04.741
7	26.307	15.818	31.257	32.551	1'45.933	233.8	11:45'50.674

18° 78 H. OKUBO (1'46.492)

Lap	Seq. 1	Seq. 2	Seq. 3	Seq. 4	Lap Time	km/h	Local Time
							11:30'03.900
1	33.141	16.330	32.725	33.328	1'55.524 P	232.8	11:31'59.424
2	26.663	15.935	32.068	33.246	1'47.912	234.8	11:33'47.336
3	27.772	16.044	32.296	33.140	1'49.252	235.8	11:35'36.588
4	26.827	15.900	32.136	2'30.500	3'45.363 P	234.8	11:39'21.951
5	34.134	22.466	46.789	36.639	2'20.028 P		11:41'41.979
6	26.550	15.706	31.480	32.756	1'46.492	236.8	11:43'28.471
7	26.549	15.701	31.679	32.802	1'46.731	236.8	11:45'15.202

19° 23 C. TANGRE (1'46.499)

Lap	Seq. 1	Seq. 2	Seq. 3	Seq. 4	Lap Time	km/h	Local Time
							11:33'07.105
1	35.181	16.647	32.947	33.662	1'58.437 P	227.8	11:35'05.542
2	26.820	16.017	31.789	33.131	1'47.757	230.3	11:36'53.299
3	26.510	15.889	31.569	32.928	1'46.896	232.3	11:38'40.195
4	26.494	19.041	37.024	34.884	1'57.443	183.4	11:40'37.638
5	26.484	15.801	31.593	32.793	1'46.671	233.8	11:42'24.309
6	26.365	18.395	42.557	39.517	2'06.834	195.7	11:44'31.143
7	26.422	15.795	31.548	32.734	1'46.499	233.3	11:46'17.642

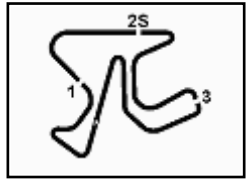
20° 35 S. HILL (1'46.610)

Lap	Seq. 1	Seq. 2	Seq. 3	Seq. 4	Lap Time	km/h	Local Time
							11:30'26.418
1	30.912	16.744	33.432	34.471	1'55.559 P	227.8	11:32'21.977
2	26.565	15.818	31.861	32.882	1'47.126	235.3	11:34'09.103
3	26.235	15.751	31.900	32.873	1'46.759	234.3	11:35'55.862

P = Pits In/Out - C = Lap-Time Cancelled

These data/results cannot be reproduced, stored and/or transmitted in whole or in part by any manner of electronic, mechanical, photocopying, recording, broadcasting or otherwise now known or herein after developed without the previous express consent by the copyright owner, except for reproduction in daily press and regular printed publications on sale to the public within 60 days of the event related to those data/results and always provided that copyright symbol appears together as follows below.

© DORNA WSBK ORGANIZATION Srl 2016

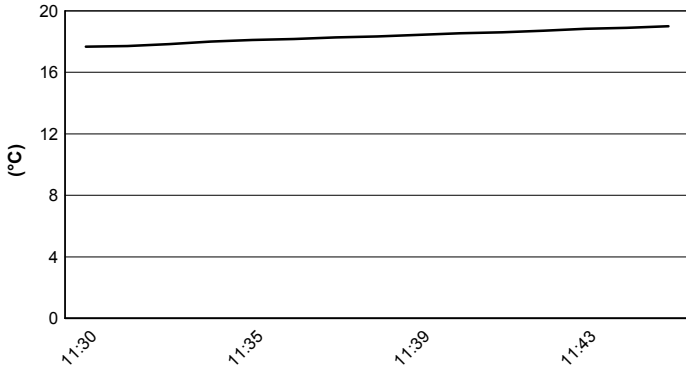


Jerez 4.423 m

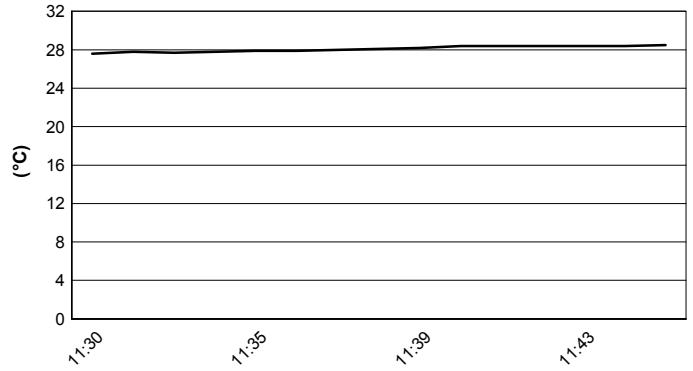
Spanish Round, 14-15-16 October 2016
World Supersport - Weather Report Superpole 1

Session started 11:30 Session ended 11:47

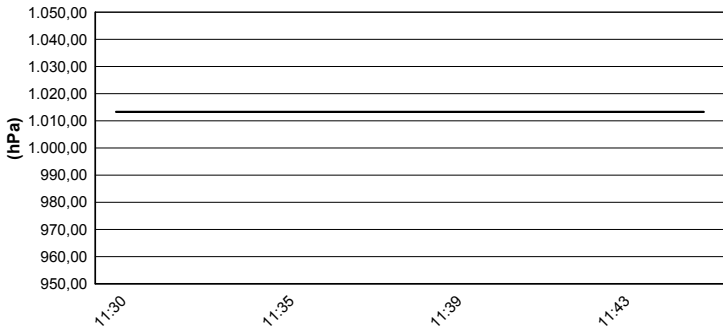
Air Temperature



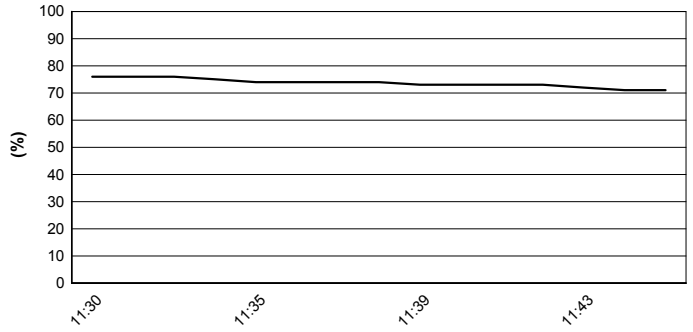
Track Temperature



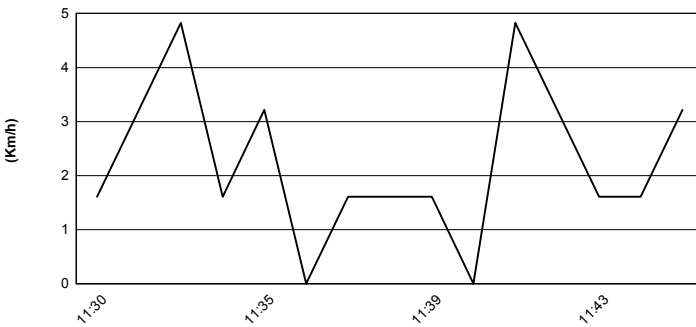
Air Pressure



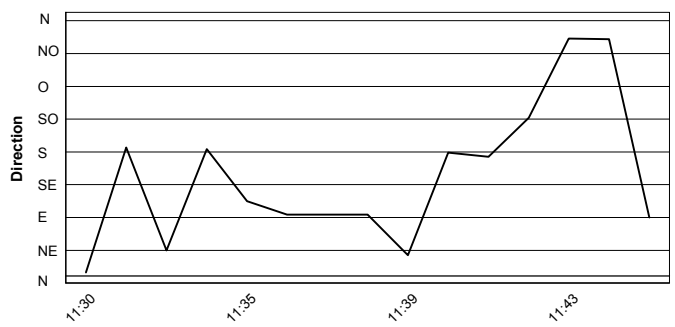
Humidity



Wind Speed



Wind Direction



These data/results cannot be reproduced, stored and/or transmitted in whole or in part by any manner of electronic, mechanical, photocopying, recording, broadcasting or otherwise now known or herein after developed without the previous express consent by the copyright owner, except for reproduction in daily press and regular printed publications on sale to the public within 60 days of the event related to those data/results and always provided that copyright symbol appears together as follows below.
© DORNA WSBK ORGANIZATION Srl 2016

