SUPERSPORT FIM WORLD CHAMPIONSHIP

40
WorldSSP
102/13

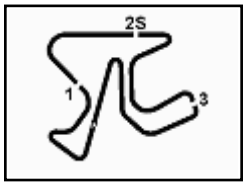

Spanish Round, 14-15-16 October 2016

World Supersport - Chronological Analysis Warm Up

Jerez 4.423 m

1° 21 R. KRUMMENACHER (1'44.207)

Lap	Seg. 1	Seg. 2	Seg. 3	Seg. 4	Lap Time	km/h	Local Time
							9:00'58.529
1	31.951	16.100	31.607	32.632	1'52.290 P	238.4	9:02'50.819
2	25.926	15.464	30.937	32.395	1'44.722	241.1	9:04'35.541
3	25.799	15.450	**30.771**	32.187	**1'44.207**	241.6	9:06'19.748
4	25.801	**15.394**	30.802	32.271	1'44.268	243.8	9:08'04.016
5	25.757	15.418	30.992	**32.154**	1'44.321	**245.5**	9:09'48.337

2° 66 N. TUULI (1'44.303)

Lap	Seg. 1	Seg. 2	Seg. 3	Seg. 4	Lap Time	km/h	Local Time
							9:00'14.180
1	34.120	16.371	32.219	32.995	1'55.705 P	237.9	9:02'09.885
2	25.958	15.588	**30.870**	32.339	1'44.755	241.6	9:03'54.640
3	**25.861**	15.492	30.919	32.090	1'44.362	242.7	9:05'39.002
4	25.886	**15.472**	31.091	32.605	1'45.054	**243.2**	9:07'24.056
5	29.797	16.998	34.379	33.467	1'54.641	216.0	9:09'18.697
6	26.013	15.517	30.877	32.230	1'44.637 C	242.2	9:11'03.334
7	32.117	21.517	37.951	4'49.056	6'20.641 P	165.9	9:17'23.975
8	31.166	16.007	31.282	32.594	1'51.049 P	240.0	9:19'15.024
9	29.716	16.694	34.276	33.035	1'53.721	195.7	9:21'08.745
10	25.872	15.481	30.984	**31.966**	**1'44.303**	242.7	9:22'53.048

3° 1 K. SOFUOGLU (1'44.588)

Lap	Seg. 1	Seg. 2	Seg. 3	Seg. 4	Lap Time	km/h	Local Time
							9:01'37.454
1	32.475	16.564	32.980	33.401	1'55.420 P	232.3	9:03'32.874
2	26.152	15.666	30.901	32.253	1'44.972	237.4	9:05'17.846
3	25.970	15.597	30.884	**32.201**	1'44.652	238.9	9:07'02.498
4	26.171	15.790	30.876	32.568	1'45.405	**240.5**	9:08'47.903
5	**25.842**	**15.560**	**30.754**	32.432	**1'44.588**	238.9	9:10'32.491

4° 77 K. RYDE (1'44.898)

Lap	Seg. 1	Seg. 2	Seg. 3	Seg. 4	Lap Time	km/h	Local Time
							9:00'39.322
1	32.242	16.262	32.344	33.477	1'54.325 P	241.1	9:02'33.647
2	26.504	15.642	31.179	32.497	1'45.822	241.1	9:04'19.469
3	26.157	15.533	31.293	32.412	1'45.395	242.7	9:06'04.864
4	26.046	15.532	**31.015**	**32.305**	**1'44.898**	243.2	9:07'49.762
5	**25.909**	**15.475**	31.301	33.336	1'46.021	**244.3**	9:09'35.783

5° 86 A. BADOVINI (1'45.019)

Lap	Seg. 1	Seg. 2	Seg. 3	Seg. 4	Lap Time	km/h	Local Time
							9:00'33.514
1	36.193	17.286	32.863	34.177	2'00.519 P	232.8	9:02'34.033
2	26.334	15.628	31.711	34.603	1'48.276	**242.7**	9:04'22.309
3	32.317	16.844	33.288	32.860	1'55.309	228.3	9:06'17.618
4	26.026	15.629	31.063	32.894	1'45.612	238.9	9:08'03.230
5	26.118	15.689	31.283	**32.221**	1'45.311	241.1	9:09'48.541
6	26.011	21.362	39.275	5'55.578	7'22.226 P	158.6	9:17'10.767
7	30.600	16.029	32.380	32.536	1'51.545 P	238.4	9:19'02.312
8	26.155	15.632	**30.976**	32.256	**1'45.019**	241.6	9:20'47.331
9	**25.897**	**15.501**	31.212	32.520	1'45.130	**242.7**	9:22'32.461

6° 61 A. ZACCONE (1'45.064)

Lap	Seg. 1	Seg. 2	Seg. 3	Seg. 4	Lap Time	km/h	Local Time
							9:00'06.277
1	33.475	16.381	32.989	34.148	1'56.993 P	237.9	9:02'03.270
2	26.429	15.602	31.527	32.782	1'46.340	**242.2**	9:03'49.610
3	26.145	15.749	31.367	32.526	1'45.787	240.5	9:05'35.397
4	26.534	15.738	31.272	32.558	1'46.102	237.4	9:07'21.499
5	**25.931**	15.606	**31.019**	32.508	**1'45.064**	238.9	9:09'06.563
6	26.033	**15.558**	31.060	32.535	1'45.186 C	241.6	9:10'51.749
7	30.536	18.868	35.621	5'07.604	6'32.629 P	214.7	9:17'24.378
8	31.114	15.871	31.480	32.676	1'51.141 P	241.1	9:19'15.519
9	26.095	15.858	31.945	32.849	1'46.747	240.0	9:21'02.266
10	26.039	15.594	31.280	**32.425**	1'45.338	240.5	9:22'47.604

7° 64 F. CARICASULO (1'45.082)

Lap	Seg. 1	Seg. 2	Seg. 3	Seg. 4	Lap Time	km/h	Local Time
							9:00'02.189
1	32.555	16.670	31.908	33.080	1'54.213 P	233.8	9:01'56.402
2	26.516	15.846	31.327	32.518	1'46.207	238.4	9:03'42.609
3	26.054	15.635	31.124	**32.401**	1'45.214	237.9	9:05'27.823
4	**25.979**	15.723	**30.916**	32.464	**1'45.082**	237.9	9:07'12.905
5	26.101	15.719	31.667	37.656	1'51.143	239.5	9:09'04.048
6	26.169	15.589	31.029	32.223	1'45.010 C	240.0	9:10'49.058
7	32.252	19.309	36.609	4'51.515	6'19.685 P	216.4	9:17'08.743
8	31.288	16.030	31.529	32.648	1'51.495 P	237.9	9:19'00.238
9	26.235	15.806	31.150	32.470	1'45.661	**243.8**	9:20'45.899
10	26.093	**15.571**	32.041	32.623	1'46.328	242.2	9:22'32.227

8° 111 K. SMITH (1'45.278)

Lap	Seg. 1	Seg. 2	Seg. 3	Seg. 4	Lap Time	km/h	Local Time
							9:00'03.583
1	33.123	16.455	32.468	33.142	1'55.188 P	237.4	9:01'58.771
2	26.668	15.712	31.651	32.586	1'46.617	238.4	9:03'45.388
3	26.158	**15.575**	31.331	32.585	1'45.649	**239.5**	9:05'31.037
4	26.121	15.623	31.160	**32.518**	1'45.422	**239.5**	9:07'16.459
5	**26.022**	15.597	**31.110**	32.549	**1'45.278**	**239.5**	9:09'01.737
6	26.110	15.672	31.160	32.484	1'45.426 C	236.3	9:10'47.163
7	33.254	19.384	36.338	4'51.683	6'20.659 P	216.9	9:17'07.822
8	30.208	15.874	31.528	32.692	1'50.302 P	234.8	9:18'58.124
9	26.321	15.859	31.168	32.531	1'45.879	234.8	9:20'44.003
10	26.052	15.676	31.330	32.554	1'45.612	236.8	9:22'29.615

9° 55 I. MYKHALCHYK (1'45.290)

Lap	Seg. 1	Seg. 2	Seg. 3	Seg. 4	Lap Time	km/h	Local Time
							9:01'02.638
1	33.535	16.882	33.052	33.951	1'57.420 P	233.8	9:03'00.058
2	26.452	15.712	31.405	32.849	1'46.418	238.9	9:04'46.476
3	26.273	**15.655**	31.230	32.617	1'45.775	238.4	9:06'32.251
4	26.211	15.766	31.359	32.516	1'45.852	**239.5**	9:08'18.103
5	26.134	15.682	**31.073**	**32.401**	**1'45.290**	237.9	9:10'03.393
6	**25.886**	17.863	35.084	6'02.483	7'21.316 P	233.3	9:17'24.709

10° 2 P. JACOBSEN (1'45.399)

Lap	Seg. 1	Seg. 2	Seg. 3	Seg. 4	Lap Time	km/h	Local Time
							9:00'33.082
1	35.372	16.797	33.277	33.510	1'58.956 P	239.5	9:02'32.038
2	26.480	15.575	31.308	32.524	1'45.887	245.5	9:04'17.925
3	26.389	**15.562**	31.476	32.314	1'45.741	**250.6**	9:06'03.666
4	**25.989**	15.637	31.354	32.419	**1'45.399**	248.3	9:07'49.065
5	26.154	15.566	31.367	32.327	1'45.414	248.8	9:09'34.479
6	26.749	15.618	31.289	6'31.087	7'44.743 P	247.1	9:17'19.222
7	30.479	15.933	31.507	32.818	1'50.737 P	243.2	9:19'09.959
8	26.325	15.718	**31.263**	**32.298**	1'45.604	243.8	9:20'55.563
9	26.616	15.647	31.384	32.536	1'46.183	244.9	9:22'41.746

11° 44 R. ROLFO (1'45.445)

Lap	Seg. 1	Seg. 2	Seg. 3	Seg. 4	Lap Time	km/h	Local Time
							9:00'05.144
1	34.034	17.000	34.298	33.795	1'59.127 P	224.1	9:02'04.271
2	26.710	15.769	31.506	32.805	1'46.790	241.6	9:03'51.061
3	26.629	15.837	31.556	1'57.417	3'11.439 P	**243.8**	9:07'02.500
4	31.369	17.050	33.963	40.339	2'02.721 P	223.1	9:09'05.221
5	26.227	**15.559**	**31.166**	32.468	1'45.420 C	237.9	9:10'50.641
6	31.029	19.626	36.204	4'47.650	6'14.509 P	203.0	9:17'05.150
7	31.432	18.466	33.142	32.762	1'55.802 P	193.2	9:19'00.952
8	26.067	15.623	31.741	32.588	1'46.019	241.1	9:20'46.971
9	**25.988**	15.633	31.237	**32.587**	**1'45.445**	237.9	9:22'32.416

12° 81 L. STAPLEFORD (1'45.454)

Lap	Seg. 1	Seg. 2	Seg. 3	Seg. 4	Lap Time	km/h	Local Time
							9:00'26.488
1	36.068	17.962	35.262	34.415	2'03.707 P	221.8	9:02'30.195
2	26.951	15.603	31.843	32.654	1'47.051	243.2	9:04'17.246
3	26.614	**15.438**	31.442	32.436	1'45.930	**245.5**	9:06'03.176
4	26.324	15.590	31.402	32.407	1'45.723	242.2	9:07'48.899
5	**26.236**	15.506	31.339	**32.373**	**1'45.454**	241.1	9:09'34.353
6	26.802	15.618	31.709	6'19.343	7'33.472 P	240.0	9:17'07.825
7	33.417	16.101	32.794	32.957	1'55.269 P	238.4	9:19'03.094
8	26.314	15.574	**31.320**	32.402	1'45.610	241.6	9:20'48.704
9	26.416	15.987	32.513	32.755	1'47.671	235.3	9:22'36.375

P = Pits In/Out - C = Lap-Time Cancelled

These data/results cannot be reproduced, stored and/or transmitted in whole or in part by any manner of electronic, mechanical, photocopying, recording, broadcasting or otherwise now known or herein after developed without the previous express consent by the copyright owner, except for reproduction in daily press and regular printed publications on sale to the public within 60 days of the event related to those data/results and always provided that copyright symbol appears together as follows below.
© DORNA WSBK ORGANIZATION Srl 2016

PIRELLI
Official Tyre Supplier
TISSOT SWISS WATCHES SINCE 1853
Official Timekeeper

SUPERSPORT FIM WORLD CHAMPIONSHIP

40
WorldSSP
102/13

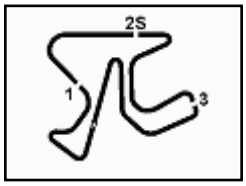

Spanish Round, 14-15-16 October 2016

World Supersport - Chronological Analysis Warm Up

Jerez 4.423 m

13° 71 C. BERGMAN (1'45.459)

Lap	Seg. 1	Seg. 2	Seg. 3	Seg. 4	Lap Time	km/h	Local Time
							9:00'04.046
1	32.823	16.603	33.420	32.857	1'55.703 P	240.0	9:01'59.749
2	26.510	15.658	31.233	32.660	1'46.061	244.3	9:03'45.810
3	26.268	15.616	31.317	**32.381**	1'45.582	240.0	9:05'31.392
4	26.137	15.659	31.294	32.432	1'45.522	240.5	9:07'16.914
5	26.130	15.537	31.294	32.498	**1'45.459**	240.5	9:09'02.373
6	26.131	15.620	**31.212**	32.582	1'45.545 C	237.9	9:10'47.918
7	31.316	17.540	34.418	5'09.706	6'32.980 P	213.4	9:17'20.898
8	29.839	15.842	32.266	32.624	1'50.571 P	241.1	9:19'11.469

14° 10 N. CALERO (1'45.479)

Lap	Seg. 1	Seg. 2	Seg. 3	Seg. 4	Lap Time	km/h	Local Time
							9:00'43.988
1	33.673	18.100	34.443	34.869	2'01.085 P	227.8	9:02'45.073
2	28.948	16.137	31.785	33.758	1'50.628	236.3	9:04'35.701
3	26.185	**15.640**	**31.035**	32.619	**1'45.479**	**241.1**	9:06'21.180
4	**26.103**	15.825	31.424	**32.562**	1'45.914	240.0	9:08'07.094
5	26.228	15.688	31.480	32.846	1'46.242	238.9	9:09'53.336
6	30.072	22.554	36.535	5'44.881	7'14.042 P	200.0	9:17'07.378
7	30.948	16.201	31.901	32.889	1'51.939 P	240.0	9:18'59.317
8	26.280	15.668	31.217	32.705	1'45.870	**241.1**	9:20'45.187
9	26.234	15.797	31.671	32.954	1'46.656	236.8	9:22'31.843

15° 16 J. CLUZEL (1'45.556)

Lap	Seg. 1	Seg. 2	Seg. 3	Seg. 4	Lap Time	km/h	Local Time
							9:00'28.862
1	35.959	16.959	35.115	36.113	2'04.146 P	231.8	9:02'33.008
2	26.977	15.823	31.626	32.799	1'47.225	237.9	9:04'20.233
3	26.113	15.640	31.363	32.681	1'45.797	241.1	9:06'06.030
4	28.090	16.097	31.830	33.276	1'49.293	238.4	9:07'55.323
5	26.093	15.704	**31.199**	32.560	**1'45.556**	240.5	9:09'40.879
6	26.098	17.582	35.224	6'13.180	7'32.084 P	236.3	9:17'12.963
7	30.262	16.090	34.585	36.838	1'57.775 P	237.4	9:19'10.738
8	26.246	15.714	31.283	33.117	1'46.360	239.5	9:20'57.098
9	**25.941**	**15.544**	31.653	**32.547**	1'45.685	**242.7**	9:22'42.783

16° 87 L. ZANETTI (1'45.709)

Lap	Seg. 1	Seg. 2	Seg. 3	Seg. 4	Lap Time	km/h	Local Time
							9:00'18.184
1			35.139	4'14.885	6'03.157 P	172.0	9:06'21.341
2	33.725	16.941	31.998	32.895	1'55.559 P	229.3	9:08'16.900
3	26.275	**15.715**	31.332	32.569	1'45.891	238.9	9:10'02.791
4	26.310	18.779	35.007	6'19.135	7'39.231 P	229.3	9:17'42.022
5	32.311	17.813	32.555	33.352	1'56.031 P	232.3	9:19'38.053
6	**26.186**	15.824	**31.136**	**32.563**	**1'45.709**	**241.6**	9:21'23.762

17° 65 M. CANDUCCI (1'45.940)

Lap	Seg. 1	Seg. 2	Seg. 3	Seg. 4	Lap Time	km/h	Local Time
							9:00'18.465
1	40.064	18.512	35.705	34.460	2'08.741 P	209.7	9:02'27.206
2	27.743	16.066	32.530	33.425	1'49.764	231.3	9:04'16.970
3	27.019	15.749	31.934	32.889	1'47.591	240.0	9:06'04.561
4	26.413	**15.622**	**31.269**	**32.636**	**1'45.940**	**243.2**	9:07'50.501
5	28.383	15.712	31.645	33.018	1'48.758	237.4	9:09'39.259
6	**26.380**	18.270	31.750	6'29.050	7'45.450 P	231.3	9:17'24.709
7	30.876	16.099	31.742	32.860	1'51.577 P	237.4	9:19'16.286
8	26.514	15.771	31.613	34.036	1'47.934	237.4	9:21'04.220
9	27.013	15.844	31.621	33.032	1'47.510	235.3	9:22'51.730

18° 63 Z. KHAIRUDDIN (1'45.949)

Lap	Seg. 1	Seg. 2	Seg. 3	Seg. 4	Lap Time	km/h	Local Time
							9:01'03.271
1	37.205	16.559	33.296	33.434	2'00.494 P	235.8	9:03'03.765
2	26.755	15.756	31.581	32.928	1'47.020	240.0	9:04'50.785
3	26.644	15.746	31.479	32.726	1'46.595	240.5	9:06'37.380
4	26.448	15.698	31.293	**32.540**	1'45.979	241.1	9:08'23.359
5	**26.304**	15.749	**31.244**	32.964	1'46.261	241.6	9:10'09.620
6	26.431	15.630	37.208	6'11.441	7'30.710 P	**242.2**	9:17'40.330
7	33.320	17.530	32.507	33.233	1'56.590 P	235.3	9:19'36.920
8	26.316	**15.674**	31.370	32.589	**1'45.949**	240.0	9:21'22.869

19° 80 X. PINSACH (1'45.979)

Lap	Seg. 1	Seg. 2	Seg. 3	Seg. 4	Lap Time	km/h	Local Time
							9:00'35.798
1	34.361	17.014	33.238	33.461	1'58.074 P	232.8	9:02'33.872
2	26.394	15.588	31.738	32.764	1'46.484	242.2	9:04'20.356
3	**26.204**	**15.454**	31.514	32.807	**1'45.979**	**245.5**	9:06'06.335
4	26.374	15.678	**31.482**	**32.662**	1'46.196	240.5	9:07'52.531
5	26.949	17.747	31.742	32.746	1'49.184	217.3	9:09'41.715
6	26.319	17.965	32.982	6'15.009	7'32.275 P	237.9	9:17'13.990
7	30.082	15.827	32.188	33.128	1'51.225 P	242.2	9:19'05.215
8	26.309	15.864	**31.482**	32.885	1'46.540	238.9	9:20'51.755
9	26.278	15.744	31.485	32.781	1'46.288	239.5	9:22'38.043

20° 47 A. BASSANI (1'46.008)

Lap	Seg. 1	Seg. 2	Seg. 3	Seg. 4	Lap Time	km/h	Local Time
							9:00'03.174
1	33.327	16.615	34.022	1'20.834	2'44.798 P	238.4	9:02'47.972
2	31.943	16.181	32.495	33.268	1'53.887 P	241.1	9:04'41.859
3	26.666	15.762	31.994	33.110	1'47.532	242.2	9:06'29.391
4	26.486	15.673	31.628	32.834	1'46.621	243.2	9:08'16.012
5	26.353	15.771	31.503	**32.691**	1'46.318	242.2	9:10'02.330
6	**26.192**	15.922	37.523	5'41.177	7'00.814 P	241.1	9:17'03.144
7	34.294	16.933	31.882	32.875	1'55.984 P	242.2	9:18'59.128
8	26.341	15.654	31.513	32.853	1'46.361	242.2	9:20'45.489
9	26.201	**15.541**	**31.501**	32.765	**1'46.008**	**246.6**	9:22'31.497

21° 11 C. GAMARINO (1'46.121)

Lap	Seg. 1	Seg. 2	Seg. 3	Seg. 4	Lap Time	km/h	Local Time
							9:00'07.917
1	32.497	16.157	32.932	34.022	1'55.608 P	242.2	9:02'03.525
2	26.408	15.679	31.514	32.910	1'46.511	**243.2**	9:03'50.036
3	**26.141**	**15.650**	**31.509**	32.821	**1'46.121**	242.2	9:05'36.157
4	26.277	15.726	31.580	32.767	1'46.350	238.9	9:07'22.507
5	26.202	15.796	31.538	**32.745**	1'46.281	238.9	9:09'08.788
6	30.901	17.362	34.879	33.944	1'57.086 C	176.5	9:11'05.874
7	31.741	20.431	37.933	4'28.370	5'58.475 P	150.6	9:17'04.349
8	32.106	17.511	32.854	32.966	1'55.437 P	182.7	9:18'59.786
9	26.586	15.879	32.380	33.082	1'47.927	238.4	9:20'47.713
10	26.563	15.859	31.593	33.153	1'47.168	238.4	9:22'34.881

22° 23 C. TANGRE (1'46.387)

Lap	Seg. 1	Seg. 2	Seg. 3	Seg. 4	Lap Time	km/h	Local Time
							9:03'14.376
1	33.869	16.829	32.972	33.976	1'57.646 P	229.3	9:05'12.022
2	27.013	16.099	31.851	33.421	1'48.384	232.3	9:07'00.406
3	26.578	15.983	31.717	33.218	1'47.496	233.3	9:08'47.902
4	**26.314**	**15.773**	**31.410**	**32.890**	**1'46.387**	**234.3**	9:10'34.289

23° 6 D. STIRPE (1'46.516)

Lap	Seg. 1	Seg. 2	Seg. 3	Seg. 4	Lap Time	km/h	Local Time
							9:00'10.192
1	34.858	16.971	34.592	34.088	2'00.509 P	227.4	9:02'10.701
2	27.041	16.548	35.308	37.965	1'56.862	233.3	9:04'07.563
3	26.477	15.688	**31.748**	33.369	1'47.282	239.5	9:05'54.845
4	29.100	17.872	38.298	33.155	1'58.425	185.6	9:07'53.270
5	**26.393**	**15.647**	31.784	**32.692**	**1'46.516**	**241.6**	9:09'39.786

24° 69 O. JEZEK (1'46.574)

Lap	Seg. 1	Seg. 2	Seg. 3	Seg. 4	Lap Time	km/h	Local Time
							9:00'07.004
1	33.097	16.368	32.899	34.338	1'56.702 P	237.4	9:02'03.706
2	26.610	**15.521**	31.723	33.174	1'47.028	**243.2**	9:03'50.734
3	26.574	15.535	**31.568**	32.897	**1'46.574**	241.1	9:05'37.308
4	26.429	15.627	31.623	33.058	1'46.737	240.0	9:07'24.045
5	26.623	15.626	31.628	**32.709**	1'46.586	240.5	9:09'10.631
6	26.428	15.592	31.718	32.746	1'46.484 C	241.6	9:10'57.115
7	30.683	17.263	34.765	4'53.860	6'16.571 P	214.7	9:17'13.686
8	30.112	15.746	33.213	39.919	1'58.990 P	240.5	9:19'12.676
9	26.687	15.674	32.320	32.766	1'47.447	238.9	9:21'00.123
10	**26.392**	15.628	34.964	39.877	1'56.861	240.0	9:22'56.984

P = Pits In/Out - C = Lap-Time Cancelled

These data/results cannot be reproduced, stored and/or transmitted in whole or in part by any manner of electronic, mechanical, photocopying, recording, broadcasting or otherwise now known or herein after developed without the previous express consent by the copyright owner, except for reproduction in daily press and regular printed publications on sale to the public within 60 days of the event related to those data/results and always provided that copyright symbol appears together as follows below.
© DORNA WSBK ORGANIZATION Srl 2016

PIRELLI
Official Tyre Supplier
TISSOT SWISS WATCHES SINCE 1853
Official Timekeeper

SUPERSPORT FIM WORLD CHAMPIONSHIP

40

WorldSSP

102/13

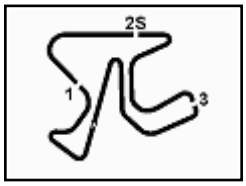

Spanish Round, 14-15-16 October 2016

World Supersport - Chronological Analysis Warm Up

Jerez 4.423 m

25° 38 H. SOOMER (1'46.822)

Lap	Seg. 1	Seg. 2	Seg. 3	Seg. 4	Lap Time	km/h	Local Time
							9:00'04.603
1	32.393	16.584	33.728	34.121	1'56.826 P	**241.1**	9:02'01.429
2	26.740	15.849	31.676	33.141	1'47.406	237.9	9:03'48.835
3	26.796	15.833	32.295	33.182	1'48.106	238.9	9:05'36.941
4	**26.300**	16.012	**31.583**	32.927	**1'46.822**	233.3	9:07'23.763
5	26.340	15.836	31.756	33.134	1'47.066	238.9	9:09'10.829
6	26.578	15.803	31.638	33.063	1'47.082 C	**241.1**	9:10'57.911
7	30.655	17.483	34.484	4'58.694	6'21.316 P	189.5	9:17'19.227
8	30.738	16.234	32.838	33.019	1'52.829 P	237.9	9:19'12.056
9	26.396	15.866	31.810	32.954	1'47.026	238.4	9:20'59.082
10	26.624	**15.786**	31.588	**32.889**	1'46.887	238.9	9:22'45.969

26° 83 L. EPIS (1'46.845)

Lap	Seg. 1	Seg. 2	Seg. 3	Seg. 4	Lap Time	km/h	Local Time
							9:00'02.144
1	32.505	16.794	33.273	34.012	1'56.584 P	231.3	9:01'58.728
2	27.216	15.929	32.731	33.097	1'48.973	237.9	9:03'47.701
3	26.825	15.833	31.815	33.139	1'47.612	236.3	9:05'35.313
4	26.566	16.036	32.046	32.861	1'47.509	237.9	9:07'22.822
5	**26.467**	15.927	**31.728**	**32.723**	**1'46.845**	237.9	9:09'09.667
6	26.858	15.937	32.101	33.492	1'48.388 C	237.4	9:10'58.055
7	34.618	18.185	36.068	4'49.942	6'18.813 P	182.1	9:17'16.868
8	31.009	16.388	32.289	33.733	1'53.419 P	234.3	9:19'10.287
9	26.625	15.866	31.896	33.232	1'47.619	**242.2**	9:20'57.906
10	26.721	**15.830**	32.148	33.136	1'47.835	237.9	9:22'45.741

27° 78 H. OKUBO (1'46.963)

Lap	Seg. 1	Seg. 2	Seg. 3	Seg. 4	Lap Time	km/h	Local Time
							9:00'03.377
1	33.290	16.722	34.171	34.318	1'58.501 P	238.4	9:02'01.878
2	27.069	16.008	32.407	33.176	1'48.660	237.4	9:03'50.538
3	27.035	15.813	32.267	33.161	1'48.276	**242.2**	9:05'38.814
4	26.610	15.813	31.753	33.043	1'47.219	240.0	9:07'26.033
5	**26.531**	16.074	31.937	33.351	1'47.893	232.8	9:09'13.926
6	26.680	15.903	36.059	34.715	1'53.357 C	237.9	9:11'07.283
7	34.094	20.953	42.899	4'26.566	6'04.512 P	160.7	9:17'11.795
8	30.401	16.236	32.006	33.027	1'51.670 P	241.1	9:19'03.465
9	26.551	**15.764**	**31.747**	**32.901**	**1'46.963**	238.9	9:20'50.428
10	26.576	16.054	31.901	33.180	1'47.711	237.9	9:22'38.139

28° 12 C. GOBBI (1'46.985)

Lap	Seg. 1	Seg. 2	Seg. 3	Seg. 4	Lap Time	km/h	Local Time
							9:00'20.491
1	38.109	17.231	34.133	33.696	2'03.169 P	230.3	9:02'23.660
2	27.023	16.379	32.292	33.105	1'48.799	225.0	9:04'12.459
3	26.623	**15.772**	**31.613**	33.061	1'47.069	**238.9**	9:05'59.528
4	**26.452**	15.843	31.756	**32.934**	**1'46.985**	237.9	9:07'46.513
5	31.031	15.973	31.926	10'53.965	12'12.895 P	238.4	9:19'59.408
6	34.832	16.448	33.352	33.860	1'58.492 P	233.8	9:21'57.900

29° 35 S. HILL (1'47.446)

Lap	Seg. 1	Seg. 2	Seg. 3	Seg. 4	Lap Time	km/h	Local Time
							9:00'29.953
1	32.888	17.314	33.037	34.806	1'58.045 P	230.8	9:02'27.998
2	27.146	15.900	32.273	33.354	1'48.673	**238.9**	9:04'16.671
3	26.739	15.869	**31.787**	33.123	1'47.518	236.3	9:06'04.189
4	30.916	15.964	32.205	33.365	1'52.450	236.8	9:07'56.639
5	26.494	**15.785**	32.610	39.772	1'54.661	236.8	9:09'51.300
6	26.585	21.816	34.751	6'17.145	7'40.297 P	220.9	9:17'31.597
7	30.183	21.829	33.797	34.218	2'00.027 P	194.2	9:19'31.624
8	**26.459**	15.991	31.877	**33.119**	**1'47.446**	235.3	9:21'19.070

30° 50 B. ORTT (1'48.962)

Lap	Seg. 1	Seg. 2	Seg. 3	Seg. 4	Lap Time	km/h	Local Time
							9:00'20.115
1	41.790	18.163	37.400	35.257	2'12.610 P	226.4	9:02'32.725
2	27.321	16.519	33.165	33.872	1'50.877	**237.9**	9:04'23.602
3	27.222	16.289	**32.189**	33.444	1'49.144	235.3	9:06'12.746
4	27.251	16.113	33.921	1'41.806	2'59.091 P	235.8	9:09'11.837
5	35.410	16.258	32.399	34.494	1'58.561 C	233.8	9:11'10.398
6	31.536	20.035	37.170	4'30.332	5'59.073 P	195.3	9:17'09.471
7	32.582	16.370	32.870	33.864	1'55.686 P	233.3	9:19'05.157
8	27.429	**16.096**	32.849	33.561	1'49.935	234.8	9:20'55.092
9	**27.013**	16.142	32.417	**33.390**	**1'48.962**	235.8	9:22'44.054

31° 20 D. LOUREIRO (1'49.050)

Lap	Seg. 1	Seg. 2	Seg. 3	Seg. 4	Lap Time	km/h	Local Time
							9:00'14.602
1	37.313	16.860	32.933	34.238	2'01.344 P	231.8	9:02'15.946
2	27.272	16.219	32.418	33.885	1'49.794	235.8	9:04'05.740
3	27.038	16.116	**32.233**	34.451	1'49.838	234.8	9:05'55.578
4	26.943	**16.059**	32.386	33.705	1'49.093	232.3	9:07'44.671
5	27.017	16.152	32.441	33.752	1'49.362	232.3	9:09'34.033
6	**26.733**	16.087	32.303	6'26.853	7'41.976 P	231.8	9:17'16.009
7	33.179	16.508	33.852	34.539	1'58.078 P	229.8	9:19'14.087
8	27.328	16.086	32.568	33.972	1'49.954	232.8	9:21'04.041
9	27.124	16.118	**32.233**	**33.575**	**1'49.050**	**236.3**	9:22'53.091

P = Pits In/Out - C = Lap-Time Cancelled

These data/results cannot be reproduced, stored and/or transmitted in whole or in part by any manner of electronic, mechanical, photocopying, recording, broadcasting or otherwise now known or herein after developed without the previous express consent by the copyright owner, except for reproduction in daily press and regular printed publications on sale to the public within 60 days of the event related to those data/results and always provided that copyright symbol appears together as follows below.
© DORNA WSBK ORGANIZATION Srl 2016

PIRELLI
Official Tyre Supplier
TISSOT SWISS WATCHES SINCE 1853
Official Timekeeper