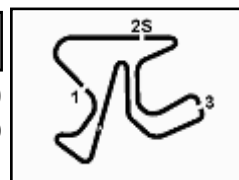


Spanish Round, 14-15-16 October 2016

Superstock 1000 - Free Practices Combined Results

No.	Rider	Nat	Team	Bike	Class	FP1	FP2	Time	Gap	Rel.	Laps
1	36 MERCADO Leandro	ARG	Aruba.it Racing - Junior Team	Ducati Panigale R		1'46.998	1'43.496	1'43.496			26
2	7 SCHEIB Maximilian	CHI	GRAPHBIKES Easyrace SBK Team	BMW S 1000 RR		1'46.333	1'43.900	1'43.900	0.404	0.404	19
3	12 RINALDI Michael Ruben	ITA	Aruba.it Racing - Junior Team	Ducati Panigale R		1'46.278	1'44.152	1'44.152	0.656	0.252	26
4	2 TAMBURINI Roberto	ITA	Nuova M2 Racing	Aprilia RSV4 RF		1'44.699	1'44.164	1'44.164	0.668	0.012	26
5	84 RUSSO Riccardo	ITA	PATA Yamaha Official Stock Team	Yamaha YZF R1		1'45.930	1'44.441	1'44.441	0.945	0.277	25
6	8 NOCCO Alessandro	ITA	Nuova M2 Racing	Aprilia RSV4 RF		1'47.968	1'44.444	1'44.444	0.948	0.003	26
7	144 MAHIAS Lucas	FRA	PATA Yamaha Official Stock Team	Yamaha YZF R1		1'45.463	1'44.553	1'44.553	1.057	0.109	22
8	35 DE ROSA Raffaele	ITA	Althea BMW Racing Team	BMW S 1000 RR		1'45.613	1'44.556	1'44.556	1.060	0.003	29
9	5 FACCANI Marco	ITA	Triple-M Racing	Ducati Panigale R		1'46.073	1'44.670	1'44.670	1.174	0.114	22
10	11 GUARNONI Jeremy	FRA	Pedercini Racing Kawasaki	Kawasaki ZX-10R		1'45.258	1'44.831	1'44.831	1.335	0.161	23
11	121 ANDREOZZI Alessandro	ITA	SK-Racing Team by Barni	Ducati Panigale R		1'49.376	1'44.839	1'44.839	1.343	0.008	29
12	74 CALIA Kevin	ITA	Nuova M2 Racing	Aprilia RSV4 RF		1'46.261	1'44.912	1'44.912	1.416	0.073	25
13	59 MANTOVANI Andrea	ITA	Guandalini Racing Yamaha	Yamaha YZF R1		1'47.276	1'44.934	1'44.934	1.438	0.022	25
14	54 RAZGATLIOGLU Toprak	TUR	Kawasaki Puccetti Racing	Kawasaki ZX-10R		1'46.618	1'45.001	1'45.001	1.505	0.067	27
15	41 D'ANNUNZIO Federico	ITA	FDA Racing Team	BMW S 1000 RR		1'47.290	1'45.001	1'45.001	1.505		30
16	15 SANDI Federico	ITA	Berclaz Racing by MotoXracing	Yamaha YZF R1			1'45.110	1'45.110	1.614	0.109	18
17	77 TESSELS Wayne	NED	MTM / HS Kawasaki	Kawasaki ZX-10R		1'47.828	1'45.221	1'45.221	1.725	0.111	27
18	43 MASSEI Fabio	ITA	Team Trasimeno	Yamaha YZF R1		1'46.203	1'45.310	1'45.310	1.814	0.089	13
19	16 BLACK Gregg	GBR	MTM / HS Kawasaki	Kawasaki ZX-10R		1'47.720	1'45.319	1'45.319	1.823	0.009	39
20	67 STARING Bryan	AUS	Agro On-Benjan-Kawasaki	Kawasaki ZX-10R		1'49.446	1'45.691	1'45.691	2.195	0.372	23
21	83 BUCHAN Danny	GBR	Pedercini Racing Kawasaki	Kawasaki ZX-10R		1'45.940	1'45.703	1'45.703	2.207	0.012	32
22	3 SUCHET Sebastien	SUI	Berclaz Racing by MotoXracing	Yamaha YZF R1		1'47.337	1'45.795	1'45.795	2.299	0.092	25
23	32 MOSER Marc	GER	Triple-M Racing	Ducati Panigale R		1'47.942	1'45.990	1'45.990	2.494	0.195	24
24	44 TUCCI Andrea	ITA	Berclaz Racing by MotoXracing	Yamaha YZF R1			1'46.100	1'46.100	2.604	0.110	19
25	24 KENNEDY Jack	IRL	Agro On-Benjan-Kawasaki	Kawasaki ZX-10R		1'48.372	1'46.178	1'46.178	2.682	0.078	27
26	123 SALVADORI Luca	ITA	Team Motozoo by MotoXracing	Yamaha YZF R1		1'47.073	1'46.184	1'46.184	2.688	0.006	23
27	51 VIONNET Eric	SUI	Motos Vionnet	BMW S 1000 RR		1'52.824	1'46.198	1'46.198	2.702	0.014	33
28	47 HARTOG Rob	NED	Team Hartog - Jenik - Against Canc	Kawasaki ZX-10R		1'49.938	1'46.427	1'46.427	2.931	0.229	29
29	70 VITALI Luca	ITA	Team 2R Racing	BMW S 1000 RR		1'47.509	1'46.795	1'46.795	3.299	0.368	19
30	13 SANCHIONI Federico	ITA	PUNTO MOTO Corse by Clasitaly	Kawasaki ZX-10R		1'51.500	1'47.377	1'47.377	3.881	0.582	23
31	19 PUFFE Julian	GER	Agro On-Benjan-Kawasaki	Kawasaki ZX-10R		1'49.603	1'47.670	1'47.670	4.174	0.293	25
32	99 CAVALLI Francesco	ITA	PUNTO MOTO Corse by Clasitaly	Kawasaki ZX-10R		1'54.562	1'48.241	1'48.241	4.745	0.571	27
33	92 LEU Bryan	SUI	Team Trasimeno	Yamaha YZF R1		1'49.190	1'49.190	1'49.190	5.694	0.949	9
34	26 SBAIZ Marco	ITA	BWG Racing	Kawasaki ZX-10R		1'54.573	1'49.256	1'49.256	5.760	0.066	33



Spanish Round, 14-15-16 October 2016

Superstock 1000 - Results Free Practice 2nd Session

Jerez 4.423 m

1 / 2

No.	Rider	Nat	Team	Bike	Time	Gap	Rel.	Laps	Speed	
									Avg	Max
1	36 L. MERCADO	ARG	Aruba.it Racing - Junior Team	Ducati Panigale R	1'43.496			19	153,849	261,5
2	7 M. SCHEIB	CHI	GRAPHBIKES Easyrace SBK Team	BMW S 1000 RR	1'43.900	0.404	0.404	15	153,251	259,0
3	12 M. RINALDI	ITA	Aruba.it Racing - Junior Team	Ducati Panigale R	1'44.152	0.656	0.252	18	152,880	259,6
4	2 R. TAMBURINI	ITA	Nuova M2 Racing	Aprilia RSV4 RF	1'44.164	0.668	0.012	15	152,863	262,1
5	84 R. RUSSO	ITA	PATA Yamaha Official Stock Team	Yamaha YZF R1	1'44.441	0.945	0.277	18	152,457	259,6
6	8 A. NOCCO	ITA	Nuova M2 Racing	Aprilia RSV4 RF	1'44.444	0.948	0.003	19	152,453	259,6
7	144 L. MAHIAS	FRA	PATA Yamaha Official Stock Team	Yamaha YZF R1	1'44.553	1.057	0.109	16	152,294	260,9
8	35 R. DE ROSA	ITA	Althea BMW Racing Team	BMW S 1000 RR	1'44.556	1.060	0.003	16	152,290	261,5
9	5 M. FACCANI	ITA	Triple-M Racing	Ducati Panigale R	1'44.670	1.174	0.114	15	152,124	258,4
10	11 J. GUARNONI	FRA	Pedercini Racing Kawasaki	Kawasaki ZX-10R	1'44.831	1.335	0.161	17	151,890	257,1
11	121 A. ANDREOZZI	ITA	SK-Racing Team by Barni	Ducati Panigale R	1'44.839	1.343	0.008	18	151,879	259,0
12	74 K. CALIA	ITA	Nuova M2 Racing	Aprilia RSV4 RF	1'44.912	1.416	0.073	18	151,773	260,9
13	59 A. MANTOVANI	ITA	Guandalini Racing Yamaha	Yamaha YZF R1	1'44.934	1.438	0.022	18	151,741	259,0
14	54 T. RAZGATLIOGLU	TUR	Kawasaki Puccetti Racing	Kawasaki ZX-10R	1'45.001	1.505	0.067	18	151,644	260,9
15	41 F. D'ANNUNZIO	ITA	FDA Racing Team	BMW S 1000 RR	1'45.001	1.505	0.000	18	151,644	254,1
16	15 F. SANDI	ITA	Berclaz Racing by MotoXracing	Yamaha YZF R1	1'45.110	1.614	0.109	17	151,487	255,9
17	77 W. TESSELS	NED	MTM / HS Kawasaki	Kawasaki ZX-10R	1'45.221	1.725	0.111	18	151,327	257,8
18	43 F. MASSEI	ITA	Team Trasimeno	Yamaha YZF R1	1'45.310	1.814	0.089	6	151,199	254,7
19	16 G. BLACK	GBR	MTM / HS Kawasaki	Kawasaki ZX-10R	1'45.319	1.823	0.009	19	151,186	260,2
20	67 B. STARING	AUS	Agro On-Benjan-Kawasaki	Kawasaki ZX-10R	1'45.691	2.195	0.372	18	150,654	259,0
21	83 D. BUCHAN	GBR	Pedercini Racing Kawasaki	Kawasaki ZX-10R	1'45.703	2.207	0.012	15	150,637	257,1
22	3 S. SUCHET	SUI	Berclaz Racing by MotoXracing	Yamaha YZF R1	1'45.795	2.299	0.092	17	150,506	261,5
23	32 M. MOSER	GER	Triple-M Racing	Ducati Panigale R	1'45.990	2.494	0.195	15	150,229	250,0
24	44 A. TUCCI	ITA	Berclaz Racing by MotoXracing	Yamaha YZF R1	1'46.100	2.604	0.110	19	150,074	259,0
25	24 J. KENNEDY	IRL	Agro On-Benjan-Kawasaki	Kawasaki ZX-10R	1'46.178	2.682	0.078	17	149,963	257,1
26	123 L. SALVADORI	ITA	Team Motozoo by MotoXracing	Yamaha YZF R1	1'46.184	2.688	0.006	19	149,955	255,9
27	51 E. VIONNET	SUI	Motos Vionnet	BMW S 1000 RR	1'46.198	2.702	0.014	19	149,935	260,2
28	47 R. HARTOG	NED	Team Hartog - Jenik - Against Cancer	Kawasaki ZX-10R	1'46.427	2.931	0.229	20	149,612	259,6
29	70 L. VITALI	ITA	Team 2R Racing	BMW S 1000 RR	1'46.795	3.299	0.368	10	149,097	258,4
30	13 F. SANCHIONI	ITA	PUNTO MOTO Corse by Clasitaly	Kawasaki ZX-10R	1'47.377	3.881	0.582	16	148,289	256,5
31	19 J. PUFFE	GER	Agro On-Benjan-Kawasaki	Kawasaki ZX-10R	1'47.670	4.174	0.293	18	147,885	262,1
32	99 F. CAVALLI	ITA	PUNTO MOTO Corse by Clasitaly	Kawasaki ZX-10R	1'48.241	4.745	0.571	18	147,105	255,3
33	26 M. SBAIZ	ITA	BWG Racing	Kawasaki ZX-10R	1'49.256	5.760	1.015	16	145,738	252,9
34	92 B. LEU	SUI	Team Trasimeno	Yamaha YZF R1				1		252,9

Qualifying Lap Time (107% of 1'43.496): 1'50.742

AIR	Humidity:	50%	Temp:	22°C
TRACK	Condition:	Dry	Temp:	35°C

Records	Pole (QP)	2015 R.Tamburini	1'44.188	152,830	Km/h
	Race	2015 K.Calia	1'44.311	152,650	Km/h
	Circuit (QP)	2015 R.Tamburini	1'44.188	152,830	Km/h

These data/results cannot be reproduced, stored and/or transmitted in whole or in part by any manner of electronic, mechanical, photocopying, recording, broadcasting or otherwise now known or herein after developed without the previous express consent by the copyright owner, except for reproduction in daily press and regular printed publications on sale to the public within 60 days of the event related to those data/results and always provided that copyright symbol appears together as follows below.

© DORNA WSBK ORGANIZATION Srl 2016

Start	End	The results are provisional until the end of the time limit for protests and appeals
14/10/2016 16:00	16:47	and the completion of the technical checks.

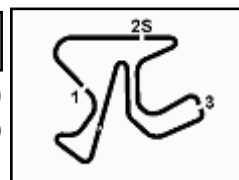
FIAT PERUGIA TIMING



Official Tyre Supplier



Official Timekeeper



Spanish Round, 14-15-16 October 2016

Superstock 1000 - Results Free Practice 2nd Session

Session Highlights

16.00.09		Start
16.04.30	Faccani	Crashed - Turn 2
16.05.35	Faccani	Re-joined
16.05.40	Massei	Technical Problem - Turn 1
16.06.23	Leu	Crashed - Turn 12
16.08.21	Leu	Medical Center
16.16.42	Vitali	On the Gravel - Re-Joined - Turn 5
16.30.43	Mahias	On the Gravel - Re-Joined - Turn 5
16.34.26	Vitali	Crashed - Turn 5
16.37.04	Russo	On the Gravel - Re-Joined - Turn 6
16.47.38		End Of Session

Fastest Laps Sequence

No.	Rider	Nat	Team	Bike	Local Time	Time	Gap	Avg
8	A. NOCCO	ITA	Nuova M2 Racing	Aprilia RSV4 RF	16:01'56.619	1'53.972		139,708
3	S. SUCHET	SUI	Berclaz Racing by MotoXracing	Yamaha YZF R1	16:01'58.289	1'53.292	-0.680	140,547
7	M. SCHEIB	CHI	GRAPHBIKES Easyrace SBK Team	BMW S 1000 RR	16:02'42.191	1'50.539	-2.753	144,047
8	A. NOCCO	ITA	Nuova M2 Racing	Aprilia RSV4 RF	16:03'42.966	1'46.347	-4.192	149,725
84	R. RUSSO	ITA	PATA Yamaha Official Stock Team	Yamaha YZF R1	16:03'57.776	1'44.916	-1.431	151,767
84	R. RUSSO	ITA	PATA Yamaha Official Stock Team	Yamaha YZF R1	16:05'42.551	1'44.775	-0.141	151,971
2	R. TAMBURINI	ITA	Nuova M2 Racing	Aprilia RSV4 RF	16:08'29.346	1'44.748	-0.027	152,011
84	R. RUSSO	ITA	PATA Yamaha Official Stock Team	Yamaha YZF R1	16:19'52.813	1'44.477	-0.271	152,405
84	R. RUSSO	ITA	PATA Yamaha Official Stock Team	Yamaha YZF R1	16:21'37.254	1'44.441	-0.036	152,457
12	M. RINALDI	ITA	Aruba.it Racing - Junior Team	Ducati Panigale R	16:31'43.010	1'44.191	-0.250	152,823
12	M. RINALDI	ITA	Aruba.it Racing - Junior Team	Ducati Panigale R	16:35'11.461	1'44.152	-0.039	152,880
36	L. MERCADO	ARG	Aruba.it Racing - Junior Team	Ducati Panigale R	16:38'16.352	1'43.496	-0.656	153,849

These data/results cannot be reproduced, stored and/or transmitted in whole or in part by any manner of electronic, mechanical, photocopying, recording, broadcasting or otherwise now known or herein after developed without the previous express consent by the copyright owner, except for reproduction in daily press and regular printed publications on sale to the public within 60 days of the event related to those data/results and always provided that copyright symbol appears together as follows below.

© DORNA WSBK ORGANIZATION Srl 2016

Start	End	The results are provisional until the end of the time limit for protests and appeals
14/10/2016 16:00	16:47	and the completion of the technical checks.



Spanish Round, 14-15-16 October 2016

Superstock 1000 - Best Sector & Speed Free Practice 2nd Session

Jerez 4.423 m

Best Lap

1	36 L. MERCADO	Ducati Panigale R	1'43.496
2	7 M. SCHEIB	BMW S 1000 RR	1'43.900
3	12 M. RINALDI	Ducati Panigale R	1'44.152
4	2 R. TAMBURINI	Aorilia RS4 RF	1'44.164
5	84 R. RUSSO	Yamaha YZF R1	1'44.441
6	8 A. NOCCO	Aorilia RS4 RF	1'44.444
7	144 L. MAHIAS	Yamaha YZF R1	1'44.553
8	35 R. DE ROSA	BMW S 1000 RR	1'44.556
9	5 M. FACCANI	Ducati Panigale R	1'44.670
10	11 J. GUARNONI	Kawasaki ZX-10R	1'44.831
11	121 A. ANDREOZZI	Ducati Panigale R	1'44.839
12	74 K. CALIA	Aorilia RS4 RF	1'44.912
13	59 A. MANTOVANI	Yamaha YZF R1	1'44.934
14	41 F. D'ANNUNZIO	BMW S 1000 RR	1'45.001
15	54 T. RAZGATLIOGLU	Kawasaki ZX-10R	1'45.001
16	15 F. SANDI	Yamaha YZF R1	1'45.110
17	77 W. TESSELS	Kawasaki ZX-10R	1'45.221
18	43 F. MASSEI	Yamaha YZF R1	1'45.310
19	16 G. BLACK	Kawasaki ZX-10R	1'45.319
20	67 B. STARING	Kawasaki ZX-10R	1'45.691
21	83 D. BUCHAN	Kawasaki ZX-10R	1'45.703
22	3 S. SUCHET	Yamaha YZF R1	1'45.795
23	32 M. MOSER	Ducati Panigale R	1'45.990
24	44 A. TUCCI	Yamaha YZF R1	1'46.100
25	24 J. KENNEDY	Kawasaki ZX-10R	1'46.178
26	123 L. SALVADORI	Yamaha YZF R1	1'46.184
27	51 E. VIONNET	BMW S 1000 RR	1'46.198
28	47 R. HARTOG	Kawasaki ZX-10R	1'46.427
29	70 L. VITALI	BMW S 1000 RR	1'46.795
30	13 F. SANCHIONI	Kawasaki ZX-10R	1'47.377
31	19 J. PUFFE	Kawasaki ZX-10R	1'47.670
32	99 F. CAVALLI	Kawasaki ZX-10R	1'48.241
33	26 M. SBAIZ	Kawasaki ZX-10R	1'49.256
34	92 B. LEU	Yamaha YZF R1	

Best Sector & Speed

1	2 R. TAMBURINI	Aorilia RS4 RF	262.1
2	19 J. PUFFE	Kawasaki ZX-10R	262.1
3	3 S. SUCHET	Yamaha YZF R1	261.5
4	36 L. MERCADO	Ducati Panigale R	261.5
5	35 R. DE ROSA	BMW S 1000 RR	261.5
6	144 L. MAHIAS	Yamaha YZF R1	260.9
7	74 K. CALIA	Aorilia RS4 RF	260.9
8	54 T. RAZGATLIOGLU	Kawasaki ZX-10R	260.9
9	51 E. VIONNET	BMW S 1000 RR	260.2
10	16 G. BLACK	Kawasaki ZX-10R	260.2
11	12 M. RINALDI	Ducati Panigale R	259.6
12	84 R. RUSSO	Yamaha YZF R1	259.6
13	47 R. HARTOG	Kawasaki ZX-10R	259.6
14	8 A. NOCCO	Aorilia RS4 RF	259.6
15	59 A. MANTOVANI	Yamaha YZF R1	259.0
16	121 A. ANDREOZZI	Ducati Panigale R	259.0
17	44 A. TUCCI	Yamaha YZF R1	259.0
18	67 B. STARING	Kawasaki ZX-10R	259.0
19	7 M. SCHEIB	BMW S 1000 RR	259.0
20	5 M. FACCANI	Ducati Panigale R	258.4
21	70 L. VITALI	BMW S 1000 RR	258.4
22	77 W. TESSELS	Kawasaki ZX-10R	257.8
23	11 J. GUARNONI	Kawasaki ZX-10R	257.1
24	24 J. KENNEDY	Kawasaki ZX-10R	257.1
25	83 D. BUCHAN	Kawasaki ZX-10R	257.1
26	13 F. SANCHIONI	Kawasaki ZX-10R	256.5
27	15 F. SANDI	Yamaha YZF R1	255.9
28	123 L. SALVADORI	Yamaha YZF R1	255.9
29	99 F. CAVALLI	Kawasaki ZX-10R	255.3
30	43 F. MASSEI	Yamaha YZF R1	254.7
31	41 F. D'ANNUNZIO	BMW S 1000 RR	254.1
32	92 B. LEU	Yamaha YZF R1	252.9
33	26 M. SBAIZ	Kawasaki ZX-10R	252.9
34	32 M. MOSER	Ducati Panigale R	250.0

Seg. 1

1	7 M. SCHEIB	25.798
2	36 L. MERCADO	25.806
3	12 M. RINALDI	25.835
4	144 L. MAHIAS	25.961
5	8 A. NOCCO	25.975
6	2 R. TAMBURINI	25.979
7	84 R. RUSSO	26.012
8	15 F. SANDI	26.054
9	5 M. FACCANI	26.065
10	77 W. TESSELS	26.087
11	59 A. MANTOVANI	26.106
12	74 K. CALIA	26.113
13	11 J. GUARNONI	26.147
14	43 F. MASSEI	26.149
15	35 R. DE ROSA	26.154
16	54 T. RAZGATLIOGLU	26.164
17	121 A. ANDREOZZI	26.171
18	83 D. BUCHAN	26.217
19	51 E. VIONNET	26.278
20	41 F. D'ANNUNZIO	26.328
21	44 A. TUCCI	26.359
22	16 G. BLACK	26.365
23	67 B. STARING	26.380
24	3 S. SUCHET	26.381
25	32 M. MOSER	26.394
26	24 J. KENNEDY	26.439
27	123 L. SALVADORI	26.516
28	47 R. HARTOG	26.648
29	13 F. SANCHIONI	26.702
30	70 L. VITALI	26.737
31	19 J. PUFFE	26.784
32	99 F. CAVALLI	26.946
33	26 M. SBAIZ	27.289
34	92 B. LEU	27.301

Seg. 2

1	7 M. SCHEIB	15.151
2	36 L. MERCADO	15.152
3	35 R. DE ROSA	15.176
4	2 R. TAMBURINI	15.187
5	144 L. MAHIAS	15.231
6	59 A. MANTOVANI	15.248
7	121 A. ANDREOZZI	15.302
8	8 A. NOCCO	15.336
9	16 G. BLACK	15.347
10	54 T. RAZGATLIOGLU	15.353
11	83 D. BUCHAN	15.353
12	84 R. RUSSO	15.356
13	12 M. RINALDI	15.378
14	77 W. TESSELS	15.395
15	15 F. SANDI	15.400
16	11 J. GUARNONI	15.410
17	74 K. CALIA	15.412
18	67 B. STARING	15.412
19	41 F. D'ANNUNZIO	15.418
20	44 A. TUCCI	15.426
21	43 F. MASSEI	15.427
22	24 J. KENNEDY	15.451
23	70 L. VITALI	15.458
24	47 R. HARTOG	15.463
25	5 M. FACCANI	15.464
26	123 L. SALVADORI	15.489
27	51 E. VIONNET	15.493
28	3 S. SUCHET	15.494
29	13 F. SANCHIONI	15.515
30	19 J. PUFFE	15.560
31	32 M. MOSER	15.585
32	99 F. CAVALLI	15.661
33	92 B. LEU	15.765
34	26 M. SBAIZ	15.863

Seg. 3

1	36 L. MERCADO	30.896
2	8 A. NOCCO	30.947
3	12 M. RINALDI	30.960
4	5 M. FACCANI	30.960
5	2 R. TAMBURINI	30.984
6	84 R. RUSSO	31.008
7	7 M. SCHEIB	31.021
8	11 J. GUARNONI	31.066
9	121 A. ANDREOZZI	31.142
10	41 F. D'ANNUNZIO	31.175
11	35 R. DE ROSA	31.180
12	16 G. BLACK	31.205
13	77 W. TESSELS	31.274
14	83 D. BUCHAN	31.277
15	54 T. RAZGATLIOGLU	31.296
16	144 L. MAHIAS	31.318
17	15 F. SANDI	31.365
18	59 A. MANTOVANI	31.366
19	74 K. CALIA	31.377
20	67 B. STARING	31.431
21	32 M. MOSER	31.456
22	43 F. MASSEI	31.480
23	44 A. TUCCI	31.623
24	123 L. SALVADORI	31.626
25	51 E. VIONNET	31.630
26	3 S. SUCHET	31.670
27	24 J. KENNEDY	31.698
28	47 R. HARTOG	31.702
29	70 L. VITALI	31.907
30	19 J. PUFFE	32.105
31	13 F. SANCHIONI	32.108
32	99 F. CAVALLI	32.265
33	26 M. SBAIZ	32.642
34	92 B. LEU	32.765

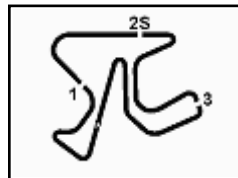
Seg. 4

1	36 L. MERCADO	31.642
2	12 M. RINALDI	31.806
3	144 L. MAHIAS	31.846
4	2 R. TAMBURINI	31.873
5	35 R. DE ROSA	31.881
6	84 R. RUSSO	31.882
7	7 M. SCHEIB	31.883
8	41 F. D'ANNUNZIO	31.909
9	74 K. CALIA	31.951
10	5 M. FACCANI	31.965
11	121 A. ANDREOZZI	32.048
12	11 J. GUARNONI	32.074
13	8 A. NOCCO	32.084
14	15 F. SANDI	32.089
15	54 T. RAZGATLIOGLU	32.107
16	59 A. MANTOVANI	32.140
17	16 G. BLACK	32.239
18	3 S. SUCHET	32.249
19	43 F. MASSEI	32.254
20	67 B. STARING	32.270
21	77 W. TESSELS	32.312
22	32 M. MOSER	32.382
23	44 A. TUCCI	32.384
24	123 L. SALVADORI	32.392
25	51 E. VIONNET	32.532
26	83 D. BUCHAN	32.539
27	24 J. KENNEDY	32.571
28	47 R. HARTOG	32.585
29	19 J. PUFFE	32.587
30	70 L. VITALI	32.613
31	13 F. SANCHIONI	32.907
32	99 F. CAVALLI	33.196
33	26 M. SBAIZ	33.259
34	92 B. LEU	33.466

14/10/2016

These data/results cannot be reproduced, stored and/or transmitted in whole or in part by any manner of electronic, mechanical, photocopying, recording, broadcasting or otherwise now known or herein after developed without the previous express consent by the copyright owner, except for reproduction in daily press and regular printed publications on sale to the public within 60 days of the event related to those data/results and always provided that copyright symbol appears together as follows below.

© DORNA WSBK ORGANIZATION Srl 2016



Spanish Round, 14-15-16 October 2016

Superstock 1000 - Ideal Times Free Practice 2nd Session

Jerez 4.423 m

1 / 2

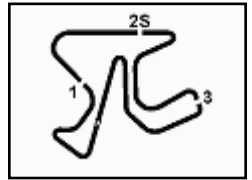
No.	Rider	Nat	Bike	Seg. 1 Diff. 1	Seg. 2 Diff. 2	Seg. 3 Diff. 3	Seg. 4 Diff. 4	Ideal Time		
								Best Lap	Pos.	Diff.
1	36 L. MERCADO	ARG	Ducati Panigale R	25.806	15.152	30.896	31.642	1'43.496	2	0.000
2	7 M. SCHEIB	CHI	BMW S 1000 RR	25.798 0.034	15.151 0.031	31.021 0.013	31.883	1'43.853	3	0.047
3	12 M. RINALDI	ITA	Ducati Panigale R	25.835	15.378 0.042	30.960	31.806 0.131	1'43.979	4	0.173
4	2 R. TAMBURINI	ITA	Aprilia RSV4 RF	25.979 0.063	15.187 0.031	30.984	31.873 0.047	1'44.023	5	0.141
5	84 R. RUSSO	ITA	Yamaha YZF R1	26.012	15.356 0.083	31.008 0.100	31.882	1'44.258	6	0.183
6	8 A. NOCCO	ITA	Aprilia RSV4 RF	25.975	15.336 0.102	30.947	32.084	1'44.342	7	0.102
7	144 L. MAHIAS	FRA	Yamaha YZF R1	25.961 0.197	15.231	31.318	31.846	1'44.356	8	0.197
8	35 R. DE ROSA	ITA	BMW S 1000 RR	26.154 0.046	15.176 0.119	31.180	31.881	1'44.391	9	0.165
9	5 M. FACCANI	ITA	Ducati Panigale R	26.065 0.077	15.464 0.105	30.960 0.034	31.965	1'44.454	10	0.216
10	121 A. ANDREOZZI	ITA	Ducati Panigale R	26.171	15.302	31.142 0.112	32.048 0.064	1'44.663	12	0.176
11	11 J. GUARNONI	FRA	Kawasaki ZX-10R	26.147 0.007	15.410	31.066 0.089	32.074 0.038	1'44.697	11	0.134
12	41 F. D'ANNUNZIO	ITA	BMW S 1000 RR	26.328 0.112	15.418 0.059	31.175	31.909	1'44.830	16	0.171
13	74 K. CALIA	ITA	Aprilia RSV4 RF	26.113 0.005	15.412 0.054	31.377	31.951	1'44.853	13	0.059
14	59 A. MANTOVANI	ITA	Yamaha YZF R1	26.106	15.248	31.366 0.049	32.140 0.025	1'44.860	14	0.074
15	15 F. SANDI	ITA	Yamaha YZF R1	26.054 0.169	15.400 0.008	31.365 0.025	32.089	1'44.908	17	0.202
16	54 T. RAZGATLIOGLU	TUR	Kawasaki ZX-10R	26.164	15.353 0.042	31.296	32.107 0.039	1'44.920	15	0.081
17	77 W. TESSELS	NED	Kawasaki ZX-10R	26.087	15.395	31.274 0.131	32.312 0.022	1'45.068	18	0.153
18	16 G. BLACK	GBR	Kawasaki ZX-10R	26.365 0.017	15.347 0.084	31.205	32.239 0.062	1'45.156	20	0.163
19	43 F. MASSEI	ITA	Yamaha YZF R1	26.149	15.427	31.480	32.254	1'45.310	19	0.000
20	83 D. BUCHAN	GBR	Kawasaki ZX-10R	26.217	15.353 0.172	31.277	32.539 0.145	1'45.386	22	0.317
21	67 B. STARING	AUS	Kawasaki ZX-10R	26.380	15.412 0.129	31.431 0.012	32.270 0.057	1'45.493	21	0.198
22	44 A. TUCCI	ITA	Yamaha YZF R1	26.359 0.308	15.426	31.623	32.384	1'45.792	25	0.308
23	3 S. SUCHET	SUI	Yamaha YZF R1	26.381 0.001	15.494	31.670	32.249	1'45.794	23	0.001
24	32 M. MOSER	GER	Ducati Panigale R	26.394	15.585	31.456 0.115	32.382 0.058	1'45.817	24	0.173
25	51 E. VIONNET	SUI	BMW S 1000 RR	26.278	15.493 0.025	31.630	32.532 0.240	1'45.933	28	0.265
26	123 L. SALVADORI	ITA	Yamaha YZF R1	26.516 0.136	15.489	31.626 0.025	32.392	1'46.023	27	0.161
27	24 J. KENNEDY	IRL	Kawasaki ZX-10R	26.439	15.451 0.019	31.698	32.571	1'46.159	26	0.019
28	47 R. HARTOG	NED	Kawasaki ZX-10R	26.648	15.463	31.702	32.585 0.029	1'46.398	29	0.029
29	70 L. VITALI	ITA	BMW S 1000 RR	26.737	15.458 0.070	31.907 0.010	32.613	1'46.715	30	0.080
30	19 J. PUFFE	GER	Kawasaki ZX-10R	26.784 0.039	15.560 0.170	32.105 0.101	32.587 0.324	1'47.036	32	0.634
31	13 F. SANCHIONI	ITA	Kawasaki ZX-10R	26.702 0.145	15.515	32.108	32.907	1'47.232	31	0.145
32	99 F. CAVALLI	ITA	Kawasaki ZX-10R	26.946	15.661	32.265 0.106	33.196 0.067	1'48.068	33	0.173

14/10/2016

These data/results cannot be reproduced, stored and/or transmitted in whole or in part by any manner of electronic, mechanical, photocopying, recording, broadcasting or otherwise now known or herein after developed without the previous express consent by the copyright owner, except for reproduction in daily press and regular printed publications on sale to the public within 60 days of the event related to those data/results and always provided that copyright symbol appears together as follows below.
© DORNA WSBK ORGANIZATION Srl 2016

FICR PERUGIA TIMING





Jerez 4.423 m

2 / 2

Spanish Round, 14-15-16 October 2016

Superstock 1000 - Ideal Times Free Practice 2nd Session

No.	Rider	Nat	Bike	Seg. 1	Seg. 2	Seg. 3	Seg. 4	Ideal Time		
				Diff. 1	Diff. 2	Diff. 3	Diff. 4	Best Lap	Pos.	Diff.
33	26 M. SBAIZ	ITA	Kawasaki ZX-10R	27.289	15.863	32.642	33.259	1'49.053		
				0.199			0.004	1'49.256	34	0.203
Overall Ideal Time				25.798	15.151	30.896	31.642	1'43.487		

14/10/2016

These data/results cannot be reproduced, stored and/or transmitted in whole or in part by any manner of electronic, mechanical, photocopying, recording, broadcasting or otherwise now known or herein after developed without the previous express consent by the copyright owner, except for reproduction in daily press and regular printed publications on sale to the public within 60 days of the event related to those data/results and always provided that copyright symbol appears together as follows below.
© DORNA WSBK ORGANIZATION Srl 2016

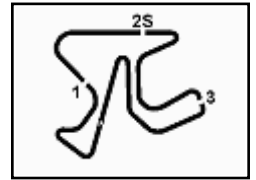
FICR PERUGIA TIMING



Official Tyre Supplier



Official Timekeeper



Spanish Round, 14-15-16 October 2016

Superstock 1000 - Chronological Analysis Free Practice 2nd Session

Jerez 4.423 m

1 / 5

1° 36 L. MERCADO (1'43.496)

Lap	Seq. 1	Seq. 2	Seq. 3	Seq. 4	Lap Time	km/h	Local Time
1	36.613	16.629	33.295	32.954	1'59.491 P	248.3	16:00'58.990
2	26.501	15.445	31.534	32.148	1'45.628	261.5	16:04'44.109
3	26.100	15.419	31.400	32.339	1'45.258	257.8	16:06'29.367
4	27.432	16.989	31.862	34.044	1'50.327	231.3	16:08'19.694
5	26.174	15.457	31.553	32.102	1'45.286	259.6	16:10'04.980
6	26.358	15.456	31.476	32.291	1'45.581	259.6	16:11'50.561
7	27.515	15.508	31.566	5'44.462	6'59.051 P	259.0	16:18'49.612
8	32.955	15.703	31.939	32.311	1'52.908 P	255.3	16:20'42.520
9	26.245	15.493	31.452	32.107	1'45.297	257.8	16:22'27.817
10	26.206	15.407	31.336	32.340	1'45.289	258.4	16:24'13.106
11	26.368	15.469	31.377	32.122	1'45.336	257.8	16:25'58.442
12	26.299	15.453	31.465	5'27.287	6'40.504 P	257.8	16:32'38.946
13	39.761	18.290	37.936	33.378	2'09.365 P	243.8	16:34'48.311
14	26.101	15.340	31.167	31.937	1'44.545	259.6	16:36'32.856
15	25.806	15.152	30.896	31.642	1'43.496	261.5	16:38'16.352
16	25.956	15.286	33.541	37.795	1'52.578	259.0	16:40'08.930
17	26.034	15.352	31.141	31.823	1'44.350	259.6	16:41'53.280
18	30.246	20.151	34.478	35.675	2'00.550	184.3	16:43'53.830
19	26.045	15.312	30.974	31.886	1'44.217	260.2	16:45'38.047

2° 7 M. SCHEIB (1'43.900)

Lap	Seq. 1	Seq. 2	Seq. 3	Seq. 4	Lap Time	km/h	Local Time
1	30.190	15.772	32.018	32.559	1'50.539 P	253.5	16:00'51.652
2	26.194	15.522	31.806	32.379	1'45.901	259.0	16:02'42.191
3	26.160	15.299	31.340	34.641	1'47.440	259.0	16:06'15.532
4	29.295	15.958	31.605	6'58.576	8'15.434 P	255.3	16:14'30.966
5	32.871	15.541	31.644	32.433	1'52.489 P	257.1	16:16'23.455
6	26.142	15.398	31.288	32.184	1'45.012	257.1	16:18'08.467
7	26.807	15.531	31.551	32.452	1'46.341	256.5	16:19'54.808
8	26.218	15.390	31.393	32.150	1'45.151	256.5	16:21'39.959
9	27.204	16.380	31.784	7'24.569	8'39.937 P	255.3	16:30'19.896
10	32.946	15.649	31.720	32.424	1'52.739 P	257.8	16:32'12.635
11	26.316	15.523	32.029	32.430	1'46.298	257.1	16:33'58.933
12	26.199	15.464	31.595	4'34.577	5'47.835 P	259.0	16:39'46.768
13	33.534	15.596	31.964	32.451	1'53.545 P	257.1	16:41'40.313
14	25.798	15.312	31.021	31.907	1'44.038	254.7	16:43'24.351
15	25.832	15.151	31.034	31.883	1'43.900	259.0	16:45'08.251

3° 12 M. RINALDI (1'44.152)

Lap	Seq. 1	Seq. 2	Seq. 3	Seq. 4	Lap Time	km/h	Local Time
1	31.403	15.891	32.293	32.849	1'52.436 P	255.9	16:01'27.720
2	26.371	15.574	31.498	32.151	1'45.594	259.0	16:05'05.750
3	26.410	15.500	31.456	32.265	1'45.631	257.1	16:06'51.381
4	26.306	15.564	31.447	32.362	1'45.679	259.6	16:08'37.060
5	26.204	15.531	31.504	32.067	1'45.306	259.6	16:10'22.366
6	26.247	15.545	31.351	3'53.849	5'06.992 P	258.4	16:15'29.358
7	32.277	15.833	32.060	32.448	1'52.618 P	254.1	16:17'21.976
8	26.326	15.559	31.427	32.322	1'45.634	257.1	16:19'07.610
9	26.389	17.530	33.312	32.419	1'49.650	201.5	16:20'57.260
10	26.315	15.556	31.562	5'55.552	7'08.985 P	255.9	16:28'06.245
11	32.581	15.761	31.958	32.274	1'52.574 P	257.8	16:29'58.819
12	25.893	15.378	31.114	31.806	1'44.191	259.0	16:31'43.010
13	25.952	15.418	31.051	31.878	1'44.299	259.0	16:33'27.309
14	25.835	15.420	30.960	31.937	1'44.152	257.1	16:35'11.461
15	28.867	17.191	38.351	3'25.132	4'49.541 P	192.9	16:40'01.002
16	32.618	15.592	32.733	32.017	1'52.960 P	257.8	16:41'53.962
17	26.008	15.410	31.271	32.041	1'44.730	259.0	16:43'38.692
18	26.136	15.545	31.361	32.356	1'45.398	257.8	16:45'24.090

4° 2 R. TAMBURINI (1'44.164)

Lap	Seq. 1	Seq. 2	Seq. 3	Seq. 4	Lap Time	km/h	Local Time
1	38.504	16.016	35.114	33.230	2'02.864 P	255.9	16:01'10.408
2	26.547	15.499	31.774	32.496	1'46.316	259.6	16:03'13.272
3	26.162	15.208	31.550	32.090	1'45.010	260.2	16:06'44.598
4	26.161	15.216	31.257	32.114	1'44.748	260.9	16:08'29.346
5	28.669	15.297	31.830	10'28.063	11'43.859 P	262.1	16:20'13.205
6	35.183	15.483	33.146	32.248	1'56.060 P	257.8	16:22'09.265

P = Pits In/Out - C = Lap-Time Cancelled

These data/results cannot be reproduced, stored and/or transmitted in whole or in part by any manner of electronic, mechanical, photocopying, recording, broadcasting or otherwise now known or herein after developed without the previous express consent by the copyright owner, except for reproduction in daily press and regular printed publications on sale to the public within 60 days of the event related to those data/results and always provided that copyright symbol appears together as follows below.

© DORNA WSBK ORGANIZATION Srl 2016

7	26.124	15.345	31.292	32.083	1'44.844	259.0	16:23'54.109
8	26.045	15.299	31.293	32.102	1'44.739	260.9	16:25'38.848
9	28.156	15.508	36.556	5'46.561	7'06.781 P	258.4	16:32'45.629
10	39.265	15.545	32.262	32.287	1'59.359 P	257.8	16:34'44.988
11	26.042	15.218	30.984	31.920	1'44.164	260.2	16:36'29.152
12	26.003	15.187	31.168	31.873	1'44.231	259.0	16:38'13.383
13	25.979	15.243	35.811	3'22.985	4'40.018 P	261.5	16:42'53.401
14	37.715	15.632	31.808	32.624	1'57.779 P	257.8	16:44'51.180
15	26.069	15.300	31.133	32.030	1'44.532	259.0	16:46'35.712

5° 84 R. RUSSO (1'44.441)

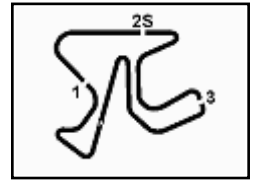
Lap	Seq. 1	Seq. 2	Seq. 3	Seq. 4	Lap Time	km/h	Local Time
1	36.343	17.396	34.337	32.686	2'00.762 P	211.8	16:02'12.860
2	26.091	15.426	31.259	32.140	1'44.916	255.9	16:03'57.776
3	26.048	15.480	31.222	32.025	1'44.775	255.9	16:05'42.551
4	26.874	15.604	31.357	32.204	1'46.039	259.0	16:07'28.590
5	26.309	15.356	31.817	32.814	1'46.296	259.6	16:09'14.886
6	29.589	17.938	32.771	5'27.153	6'47.451 P	250.0	16:16'02.337
7	35.525	17.959	36.299	36.216	2'05.999 P	197.1	16:18'08.336
8	26.169	15.362	31.008	31.938	1'44.477	255.3	16:19'52.813
9	26.012	15.439	31.108	31.882	1'44.441	254.7	16:21'37.254
10	26.066	15.428	31.199	32.264	1'44.957	255.3	16:23'22.211
11	26.250	15.414	31.380	32.376	1'45.420	257.1	16:25'07.631
12	29.890	17.678	34.312	5'51.012	7'12.892 P	214.7	16:32'20.523
13	32.610	16.104	31.831	32.272	1'52.817 P	251.2	16:34'13.340
14	26.160	15.593	31.345	32.165	1'45.263	254.7	16:35'58.603
15	26.307	15.483	48.331	32.998	2'03.119	258.4	16:38'01.722
16	26.385	15.502	31.457	32.152	1'45.496	255.9	16:39'47.218
17	29.228	17.527	34.369	3'08.868	4'29.992 P	196.0	16:44'17.210
18	33.327	16.876	35.031	34.307	1'59.541 P	210.5	16:46'16.751

6° 8 A. NOCCO (1'44.444)

Lap	Seq. 1	Seq. 2	Seq. 3	Seq. 4	Lap Time	km/h	Local Time
1	32.547	16.236	32.339	32.850	1'53.972 P	249.4	16:01'56.619
2	26.594	15.598	31.788	32.367	1'46.347	253.5	16:03'42.966
3	26.331	15.576	31.603	32.503	1'46.013	257.1	16:05'28.979
4	26.549	15.442	31.462	32.509	1'45.962	255.9	16:07'14.941
5	27.559	15.662	31.988	6'13.851	7'29.060 P	255.3	16:14'44.001
6	33.451	15.841	31.651	32.439	1'53.382 P	253.5	16:16'37.383
7	26.770	15.489	31.554	32.489	1'46.302	255.3	16:18'23.685
8	26.484	15.430	31.660	32.505	1'46.079	255.9	16:20'09.764
9	26.381	15.685	31.542	32.534	1'46.142	253.5	16:21'55.906
10	27.366	15.800	32.049	6'01.914	7'17.129 P	251.7	16:29'13.035
11	35.580	16.012	31.427	32.217	1'55.236 P	254.1	16:31'08.271
12	26.057	15.336	31.134	32.138	1'44.665	255.9	16:32'52.936
13	25.975	15.438	30.947	32.084	1'44.444	252.9	16:34'37.380
14	26.199	15.482	31.186	32.218	1'45.085	255.3	16:36'22.465
15	26.068	15.389	31.511	32.366	1'45.334	257.1	16:38'07.799
16	26.232	15.474	31.344	32.256	1'45.306	255.9	16:39'53.105
17	29.668	16.489	32.731	34.115	1'53.003	255.9	16:41'46.108
18	26.271	15.377	31.462	32.090	1'45.200	259.6	16:43'31.308
19	26.045	15.477	31.559	32.351	1'45.432	254.7	16:45'16.740

7° 144 L. MAHIAS (1'44.553)

Lap	Seq. 1	Seq. 2	Seq. 3	Seq. 4	Lap Time	km/h	Local Time
1	31.482	16.483	34.078	32.563	1'54.606 P	239.5	16:02'41.792
2	26.509	15.464	31.776	32.104	1'45.853	254.1	16:04'27.645
3	26.374	15.300	31.336	32.413			



Spanish Round, 14-15-16 October 2016

Superstock 1000 - Chronological Analysis Free Practice 2nd Session

Jerez 4.423 m

2 / 5

8° 35 R. DE ROSA (1'44.556)

Lap	Seq. 1	Seq. 2	Seq. 3	Seq. 4	Lap Time	km/h	Local Time
1	38.050	16.211	32.960	33.237	2'00.458 P	254.7	16:02'42.098
2	26.740	15.712	31.796	32.429	1'46.677	256.5	16:06'29.233
3	30.494	19.637	33.823	38.023	2'01.977	167.2	16:08'31.210
4	26.680	15.344	31.594	32.326	1'45.944	259.0	16:10'17.154
5	26.551	15.352	31.552	32.430	1'45.885	259.6	16:12'03.039
6	26.461	15.321	31.624	32.549	1'45.955	260.9	16:13'48.994
7	29.861	16.278	33.455	5'56.877	7'16.471 P	250.0	16:21'05.465
8	40.147	16.562	32.990	32.906	2'02.605 P	247.7	16:23'08.070
9	26.154	15.315	31.204	32.171	1'44.844	257.1	16:24'52.914
10	26.215	15.176	31.211	32.143	1'44.745	259.6	16:26'37.659
11	26.165	15.306	31.308	32.157	1'44.936	257.8	16:28'22.595
12	29.133	17.347	33.781	8'44.393	10'04.654 P	221.3	16:38'27.249
13	41.126	18.608	38.181	32.622	2'10.537 P	155.8	16:40'37.786
14	26.200	15.295	31.180	31.881	1'44.556	260.2	16:42'22.342
15	30.364	16.982	39.892	38.919	2'06.157	231.3	16:44'28.499
16	26.171	15.262	31.194	32.108	1'44.735	261.5	16:46'13.234

9° 5 M. FACCANI (1'44.670)

Lap	Seq. 1	Seq. 2	Seq. 3	Seq. 4	Lap Time	km/h	Local Time
1	36.491	16.707	38.458	33.671	2'05.327 P	242.2	16:00'14.070
2	26.724	15.588	31.460	32.273	1'46.045	258.4	16:02'19.397
3	1'41.559	19.674	38.288	9'50.328	12'29.849 P	214.3	16:16'35.291
4	35.648	16.351	32.692	32.922	1'57.613 P	251.7	16:18'32.904
5	26.733	15.642	31.650	32.307	1'46.332	254.1	16:20'19.236
6	26.617	15.780	31.609	32.267	1'46.273	253.5	16:22'05.509
7	27.096	15.749	31.602	8'08.914	9'23.361 P	255.3	16:31'28.870
8	38.135	21.119	32.900	32.675	2'04.829 P	255.8	16:33'33.899
9	26.142	15.569	30.994	31.965	1'44.670	253.5	16:35'18.369
10	26.842	15.551	30.960	32.559	1'45.912	255.9	16:37'04.281
11	26.065	15.464	31.098	32.419	1'45.046	255.3	16:38'49.327
12	26.436	15.569	31.155	32.113	1'45.273	257.8	16:40'34.600
13	32.346	21.122	32.768	54.687	2'20.923 P	199.3	16:42'55.523
14	36.253	16.052	32.001	32.303	1'56.609 P	253.5	16:44'52.132
15	26.129	15.495	31.082	32.034	1'44.740	256.5	16:46'36.872

10° 11 J. GUARNONI (1'44.831)

Lap	Seq. 1	Seq. 2	Seq. 3	Seq. 4	Lap Time	km/h	Local Time
1	33.139	16.149	32.107	32.934	1'54.329 P	250.0	16:01'46.890
2	26.423	15.679	31.200	32.273	1'45.575	250.0	16:05'26.794
3	26.358	15.516	31.218	32.294	1'45.386	254.1	16:07'12.180
4	28.159	17.175	34.127	4'02.996	5'22.457 P	187.8	16:12'34.637
5	34.088	15.891	31.996	32.361	1'54.336 P	253.5	16:14'28.973
6	26.172	15.498	31.224	32.112	1'45.006	252.9	16:16'13.979
7	26.147	15.637	31.066	32.074	1'44.924	251.2	16:17'58.903
8	29.930	16.455	32.400	6'11.565	7'30.350 P	245.5	16:25'29.253
9	40.498	15.779	37.435	34.523	2'08.235 P	254.7	16:27'37.488
10	27.657	17.209	31.684	32.655	1'49.205	247.7	16:29'26.693
11	26.154	15.410	31.155	32.112	1'44.831	257.1	16:31'11.524
12	26.163	15.454	31.150	32.141	1'44.908	254.1	16:32'56.432
13	29.875	18.511	36.596	3'46.871	5'11.853 P	184.0	16:38'08.285
14	40.195	17.641	34.746	32.782	2'05.364 P	188.5	16:40'13.649
15	26.351	20.497	34.974	32.424	1'54.246	157.9	16:42'07.895
16	26.246	15.474	31.256	32.233	1'45.209	255.9	16:43'53.104
17	27.330	15.482	31.395	32.477	1'46.684	254.7	16:45'39.788

11° 121 A. ANDREOZZI (1'44.839)

Lap	Seq. 1	Seq. 2	Seq. 3	Seq. 4	Lap Time	km/h	Local Time
1	36.829	16.500	32.875	33.868	2'00.072 P	252.3	16:00'07.026
2	26.947	15.420	31.811	32.577	1'46.755	259.0	16:02'07.098
3	28.347	18.620	32.438	32.493	1'51.898	225.9	16:05'45.751
4	26.742	15.440	31.725	32.310	1'46.217	258.4	16:07'31.968
5	27.824	15.783	32.468	3'00.803	4'16.878 P	258.4	16:11'48.846
6	34.221	16.100	32.282	32.590	1'55.193 P	252.9	16:13'44.039
7	26.961	15.441	31.478	32.129	1'46.009	254.7	16:15'30.048
8	26.381	15.495	31.785	5'08.777	6'22.438 P	251.7	16:21'52.486
9	37.841	15.932	31.861	32.855	1'58.489 P	247.7	16:23'50.975
10	26.513	15.437	31.417	32.251	1'45.618	253.5	16:25'36.593

P = Pits In/Out - C = Lap-Time Cancelled

These data/results cannot be reproduced, stored and/or transmitted in whole or in part by any manner of electronic, mechanical, photocopying, recording, broadcasting or otherwise now known or herein after developed without the previous express consent by the copyright owner, except for reproduction in daily press and regular printed publications on sale to the public within 60 days of the event related to those data/results and always provided that copyright symbol appears together as follows below.

© DORNA WSBK ORGANIZATION Srl 2016

11	26.398	15.306	31.408	32.289	1'45.401	257.8	16:27'21.994
12	29.031	15.940	33.613	4'47.481	6'06.065 P	257.1	16:33'28.059
13	48.198	19.379	34.371	32.796	2'14.744 P	202.6	16:35'42.803
14	26.442	15.370	31.298	32.048	1'45.158	258.4	16:37'27.961
15	26.171	15.302	31.254	32.112	1'44.839	257.1	16:39'12.800
16	26.443	15.437	31.351	2'08.839	3'22.070 P	257.1	16:42'34.870
17	35.188	15.686	31.438	32.803	1'55.115 P	251.7	16:44'29.985
18	26.321	15.382	31.142	32.080	1'44.925	256.5	16:46'14.910

12° 74 K. CALIA (1'44.912)

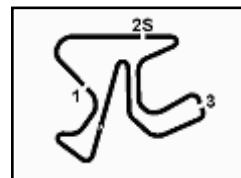
Lap	Seq. 1	Seq. 2	Seq. 3	Seq. 4	Lap Time	km/h	Local Time
1	40.601	16.695	32.786	32.591	2'02.673 P	251.7	16:00'56.913
2	26.535	15.502	31.873	32.092	1'46.002	260.9	16:02'59.586
3	26.367	15.433	31.725	32.036	1'45.561	258.4	16:06'31.149
4	26.345	15.579	31.817	32.173	1'45.914	254.1	16:08'17.063
5	26.413	15.584	31.888	32.256	1'46.141	255.9	16:10'03.204
6	28.479	15.528	31.915	10'34.688	11'50.610 P	255.3	16:21'53.814
7	35.417	15.794	32.338	32.280	1'55.829 P	254.7	16:23'49.643
8	26.505	15.515	31.663	32.064	1'45.747	257.1	16:25'35.390
9	26.412	15.412	31.789	32.197	1'45.810	255.3	16:27'21.200
10	26.575	15.439	31.795	32.479	1'46.288	256.5	16:29'07.488
11	28.324	16.492	33.455	3'50.622	5'08.893 P	252.3	16:34'16.381
12	34.916	16.148	31.934	32.585	1'55.583 P	250.0	16:36'11.964
13	26.153	15.431	31.518	32.047	1'45.149	257.8	16:37'57.113
14	26.118	15.466	31.377	31.951	1'44.912	256.5	16:39'42.025
15	26.113	15.435	31.460	32.026	1'45.034	258.4	16:41'27.059
16	26.379	15.442	31.615	32.084	1'45.520	257.8	16:43'12.579
17	26.366	15.433	31.700	32.278	1'45.777	256.5	16:44'58.356
18	26.534	15.508	31.887	32.425	1'46.354	254.1	16:46'44.710

13° 59 A. MANTOVANI (1'44.934)

Lap	Seq. 1	Seq. 2	Seq. 3	Seq. 4	Lap Time	km/h	Local Time
1	35.733	17.505	34.400	32.704	2'00.342 P	202.2	16:02'13.181
2	26.478	15.300	31.690	32.201	1'45.669	255.9	16:03'58.850
3	26.417	15.293	31.873	32.277	1'45.860	255.3	16:05'44.710
4	26.603	15.348	31.951	32.849	1'46.751	259.0	16:07'31.461
5	26.699	15.442	31.891	32.462	1'46.494	256.5	16:09'17.955
6	26.955	15.602	31.925	32.206	1'46.688	254.1	16:11'04.643
7	26.992	15.469	35.205	7'22.628	8'40.294 P	255.9	16:19'44.937
8	42.797	22.789	35.131	33.169	2'13.886 P	192.2	16:21'58.823
9	26.916	15.639	32.293	32.747	1'47.595	251.7	16:23'46.418
10	26.968	15.584	32.216	32.604	1'47.372	253.5	16:25'33.790
11	26.635	15.426	31.770	32.572	1'46.403	254.7	16:27'20.193
12	28.484	15.417	31.667	32.509	1'46.877	255.9	16:29'08.270
13	26.965	16.211	31.740	6'09.242	7'24.158 P	249.4	16:36'32.428
14	34.861	16.281	34.312	32.550	1'58.004 P	235.8	16:38'30.432
15	26.389	15.587	31.366	32.140	1'45.482	250.0	16:40'15.914
16	26.106	15.248	31.415	32.165	1'44.934	257.1	16:42'00.848
17	26.474	15.514	31.523	32.458	1'45.969	255.9	16:43'46.817
18	26.665	15.473	31.205	33.068	1'53.411	254.1	16:45'40.228

14° 54 T. RAZGATLIOGLU (1'45.001)

Lap	Seq. 1	Seq. 2	Seq. 3	Seq. 4	Lap Time	km/h	Local Time
1	34.108	16.864	34.946	34.161	2'00.079 P	244.9	16:02'27.156
2	32.905	15.756	32.999	32.755	1'54.415	255.3	16:04'21.650
3	26.855	15.585	31.888	32.514	1'46.842	256.5	16:06'08.492
4	26.368	15.393	31.541	32.305	1'45.607	260.9	16:07'54.099
5	26.330	15.353	31.693	32.395			



Spanish Round, 14-15-16 October 2016 Superstock 1000 - Chronological Analysis Free Practice 2nd Session

Table for rider 41 F. D'ANNUNZIO (1'45.001) showing lap times and speeds.

Table for rider 19 G. BLACK (1'45.319) showing lap times and speeds.

Table for rider 16 F. SANDI (1'45.110) showing lap times and speeds.

Table for rider 20 B. STARING (1'45.691) showing lap times and speeds.

Table for rider 17 W. TESSELS (1'45.221) showing lap times and speeds.

Table for rider 21 D. BUCHAN (1'45.703) showing lap times and speeds.

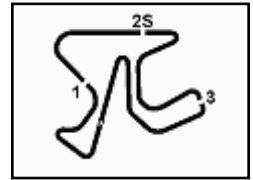
Table for rider 18 F. MASSEI (1'45.310) showing lap times and speeds.

Table for rider 22 S. SUCHET (1'45.795) showing lap times and speeds.

P = Pits In/Out - C = Lap-Time Cancelled

These data/results cannot be reproduced, stored and/or transmitted in whole or in part by any manner of electronic, mechanical, photocopying, recording, broadcasting or otherwise now known or herein after developed without the previous express consent by the copyright owner...

© DORNA WSBK ORGANIZATION Srl 2016



Spanish Round, 14-15-16 October 2016

Superstock 1000 - Chronological Analysis Free Practice 2nd Session

Jerez 4.423 m

5 / 5

Lap	Seq. 1	Seq. 2	Seq. 3	Seq. 4	Lap Time	km/h	Local Time
1	42.746	17.319	34.752	33.013	2'07.830 P	197.8	16:00'06.120
2	27.103	15.478	32.150	32.634	1'47.365	257.1	16:02'13.950
3	26.811	15.458	32.146	32.701	1'47.116	258.4	16:05'48.431
4	27.334	15.583	32.481	8'29.778	9'45.176 P	253.5	16:15'33.607
5	30.969	26.571	33.605	33.080	2'04.225 P	242.2	16:17'37.832
6	27.134	15.597	32.202	32.734	1'47.667	255.9	16:19'25.499
7	26.836	15.514	31.907	32.681	1'46.938	255.3	16:21'12.437
8	26.816	15.540	32.280	41.648	1'56.284	253.5	16:23'08.721
9	26.737	15.528	31.917	32.613	1'46.795	252.9	16:24'55.516
10	27.933	15.973	32.930	7'08.496	8'25.332 P	251.7	16:33'20.848

30° 13 F. SANCHIONI (1'47.377)

Lap	Seq. 1	Seq. 2	Seq. 3	Seq. 4	Lap Time	km/h	Local Time
1	35.525	16.558	34.007	4'04.973	5'31.063 P	240.0	16:01'11.624
2	35.817	16.241	32.740	33.719	1'58.517 P	242.7	16:08'41.204
3	27.450	15.929	32.506	33.403	1'49.288	242.7	16:10'30.492
4	26.893	15.692	32.691	33.327	1'48.603	245.5	16:12'19.095
5	27.446	15.956	32.694	9'00.022	10'16.118 P	243.2	16:22'35.213
6	34.762	16.228	32.714	33.406	1'57.110 P	244.9	16:24'32.323
7	26.702	15.629	32.178	33.004	1'47.513	251.2	16:26'19.836
8	26.824	15.604	32.435	33.091	1'47.954	251.7	16:28'07.790
9	26.911	15.806	32.402	32.909	1'48.028	251.7	16:29'55.818
10	31.500	17.344	32.858	33.585	1'55.287	243.2	16:31'51.105
11	27.078	15.962	34.998	33.368	1'51.406	248.3	16:33'42.511
12	27.146	15.720	32.618	2'54.351	4'09.835 P	250.0	16:37'52.346
13	39.494	19.331	40.527	38.381	2'17.733 P	246.0	16:40'10.079
14	27.013	15.638	32.314	33.008	1'47.973	256.5	16:41'58.052
15	26.847	15.515	32.108	32.907	1'47.377	252.3	16:43'45.429
16	26.928	15.560	32.632	33.035	1'48.155	254.1	16:45'33.584

31° 19 J. PUFFE (1'47.670)

Lap	Seq. 1	Seq. 2	Seq. 3	Seq. 4	Lap Time	km/h	Local Time
1	32.650	16.326	33.519	33.154	1'55.649 P	252.3	16:00'03.722
2	27.243	15.560	32.585	32.587	1'47.975	259.0	16:03'47.346
3	26.886	15.614	32.385	32.902	1'47.787	262.1	16:05'35.133
4	27.250	15.658	32.677	32.917	1'48.502	254.7	16:07'23.635
5	27.215	15.599	32.466	32.736	1'48.016	258.4	16:09'11.651
6	31.778	19.458	33.402	5'40.134	7'04.772 P	252.3	16:16'16.423
7	36.120	16.166	33.452	33.134	1'58.872 P	252.3	16:18'15.295
8	27.896	15.889	32.962	32.836	1'49.583	254.7	16:20'04.878
9	27.228	15.889	32.640	32.884	1'48.641	254.7	16:21'53.519
10	30.164	15.951	35.646	5'39.336	7'01.097 P	253.5	16:28'54.616
11	35.596	16.882	35.010	34.636	2'02.124 P	252.3	16:30'56.740
12	27.155	15.736	32.159	32.671	1'47.721	253.5	16:32'44.461
13	26.784	15.717	32.170	33.178	1'47.849	257.8	16:34'32.310
14	27.068	15.933	32.310	32.833	1'48.144	251.7	16:36'20.454
15	29.402	16.133	32.862	2'42.328	4'00.725 P	252.3	16:40'21.179
16	31.689	15.892	32.726	32.678	1'52.985 P	253.5	16:42'14.164
17	26.823	15.730	32.206	32.911	1'47.670	256.5	16:44'01.834
18	27.043	15.821	32.105	32.736	1'47.705	251.7	16:45'49.539

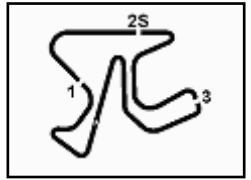
32° 99 F. CAVALLI (1'48.241)

Lap	Seq. 1	Seq. 2	Seq. 3	Seq. 4	Lap Time	km/h	Local Time
1	37.817	17.165	33.944	34.434	2'03.360 P	246.0	16:00'50.933
2	27.821	16.062	33.058	34.764	1'51.705	250.0	16:02'54.293
3	27.463	15.927	32.492	33.754	1'49.636	250.0	16:06'35.634
4	27.278	15.989	32.791	33.624	1'49.682	250.6	16:08'25.316
5	27.636	15.955	32.651	35.455	1'51.697	250.6	16:10'17.013
6	27.878	15.954	38.234	5'31.962	6'54.028 P	248.8	16:17'11.041
7	37.833	16.967	33.730	43.709	2'12.239 P	242.7	16:19'23.280
8	27.251	15.827	32.265	33.196	1'48.539	251.7	16:21'11.819
9	31.766	15.908	32.508	37.158	1'57.340	249.4	16:23'09.159
10	26.946	15.661	32.371	33.263	1'48.241	251.2	16:24'57.400
11	29.475	15.752	32.515	36.328	1'54.070	250.6	16:26'51.470
12	27.396	15.956	32.449	33.649	1'49.450	246.6	16:28'40.920
13	27.102	15.687	32.368	33.409	1'48.566	255.3	16:30'29.486
14	27.224	15.694	32.476	33.439	1'48.833	251.7	16:32'18.319
15	26.957	16.078	34.612	5'02.186	6'19.833 P	243.2	16:38'38.152
16	46.144	20.888	40.589	41.014	2'28.635 P	147.9	16:41'06.787
17	27.901	15.830	37.656	33.622	1'55.009	251.2	16:43'01.796

P = Pits In/Out - C = Lap-Time Cancelled

These data/results cannot be reproduced, stored and/or transmitted in whole or in part by any manner of electronic, mechanical, photocopying, recording, broadcasting or otherwise now known or herein after developed without the previous express consent by the copyright owner, except for reproduction in daily press and regular printed publications on sale to the public within 60 days of the event related to those data/results and always provided that copyright symbol appears together as follows below.

© DORNA WSBK ORGANIZATION Srl 2016



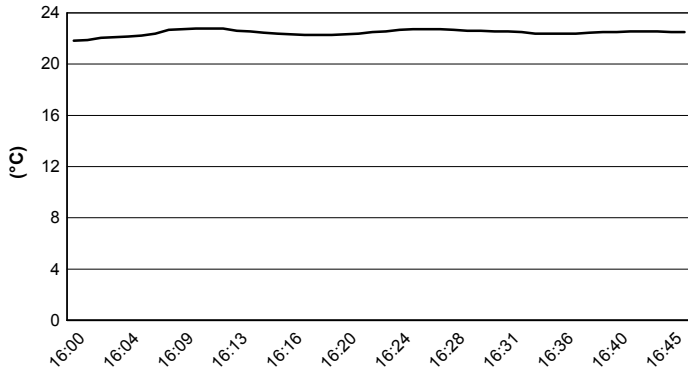
Jerez 4.423 m

Spanish Round, 14-15-16 October 2016

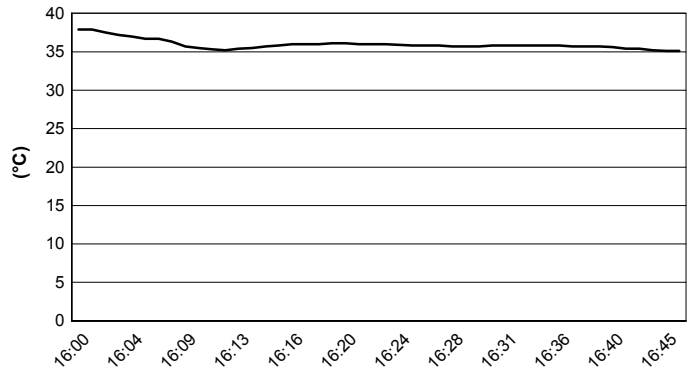
Superstock 1000 - Weather Report Free Practice 2nd Session

Session started 16:00 Session ended 16:47

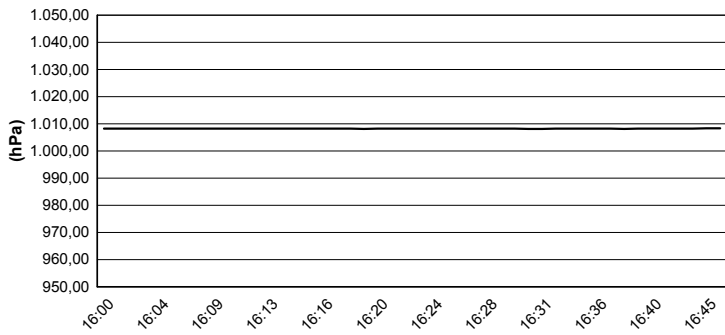
Air Temperature



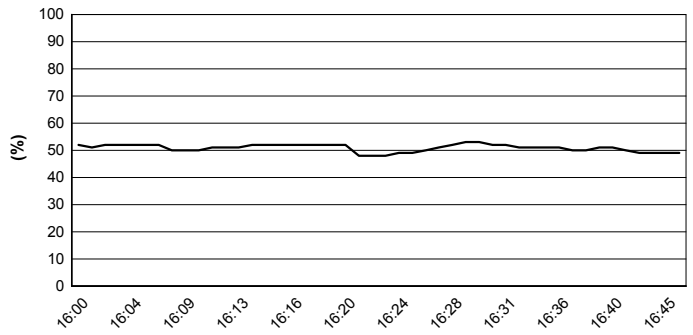
Track Temperature



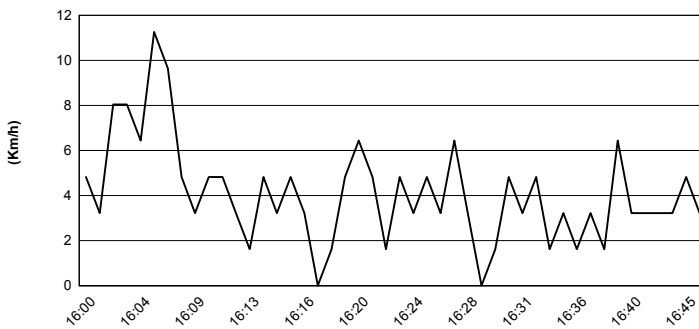
Air Pressure



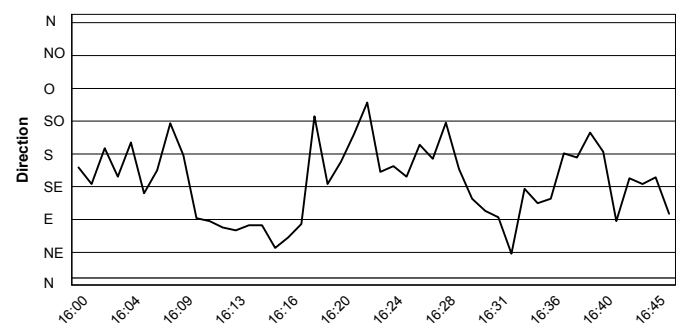
Humidity



Wind Speed



Wind Direction



These data/results cannot be reproduced, stored and/or transmitted in whole or in part by any manner of electronic, mechanical, photocopying, recording, broadcasting or otherwise now known or herein after developed without the previous express consent by the copyright owner, except for reproduction in daily press and regular printed publications on sale to the public within 60 days of the event related to those data/results and always provided that copyright symbol appears together as follows below.
© DORNA WSBK ORGANIZATION Srl 2016

