SUPERSTOCK1000 FIM CUP

13
Stock1000
113/09

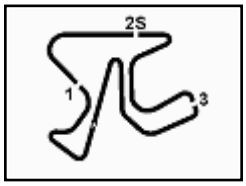

Spanish Round, 14-15-16 October 2016

Superstock 1000 - Chronological Analysis Free Practice 2nd Session

Jerez 4.423 m

1° 36 L. MERCADO (1'43.496)

Lap	Seg. 1	Seg. 2	Seg. 3	Seg. 4	Lap Time	km/h	Local Time
							16:00'58.990
1	36.613	16.629	33.295	32.954	1'59.491 P	248.3	16:02'58.481
2	26.501	15.445	31.534	32.148	1'45.628	**261.5**	16:04'44.109
3	26.100	15.419	31.400	32.339	1'45.258	257.8	16:06'29.367
4	27.432	16.989	31.862	34.044	1'50.327	231.3	16:08'19.694
5	26.174	15.457	31.553	32.102	1'45.286	259.6	16:10'04.980
6	26.358	15.456	31.476	32.291	1'45.581	259.6	16:11'50.561
7	27.515	15.508	31.566	5'44.462	6'59.051 P	259.0	16:18'49.612
8	32.955	15.703	31.939	32.311	1'52.908 P	255.3	16:20'42.520
9	26.245	15.493	31.452	32.107	1'45.297	257.8	16:22'27.817
10	26.206	15.407	31.336	32.340	1'45.289	258.4	16:24'13.106
11	26.368	15.469	31.377	32.122	1'45.336	257.8	16:25'58.442
12	26.299	15.453	31.465	5'27.287	6'40.504 P	257.8	16:32'38.946
13	39.761	18.290	37.936	33.378	2'09.365 P	243.8	16:34'48.311
14	26.101	15.340	31.167	31.937	1'44.545	259.6	16:36'32.856
15	**25.806**	**15.152**	**30.896**	**31.642**	**1'43.496**	**261.5**	16:38'16.352
16	25.956	15.286	33.541	37.795	1'52.578	259.0	16:40'08.930
17	26.034	15.352	31.141	31.823	1'44.350	259.6	16:41'53.280
18	30.246	20.151	34.478	35.675	2'00.550	184.3	16:43'53.830
19	26.045	15.312	30.974	31.886	1'44.217	260.2	16:45'38.047

2° 7 M. SCHEIB (1'43.900)

Lap	Seg. 1	Seg. 2	Seg. 3	Seg. 4	Lap Time	km/h	Local Time
							16:00'51.652
1	30.190	15.772	32.018	32.559	1'50.539 P	253.5	16:02'42.191
2	26.194	15.522	31.806	32.379	1'45.901	**259.0**	16:04'28.092
3	26.160	15.299	31.340	34.641	1'47.440	**259.0**	16:06'15.532
4	29.295	15.958	31.605	6'58.576	8'15.434 P	255.3	16:14'30.966
5	32.871	15.541	31.644	32.433	1'52.489 P	257.1	16:16'23.455
6	26.142	15.398	31.288	32.184	1'45.012	257.1	16:18'08.467
7	26.807	15.531	31.551	32.452	1'46.341	256.5	16:19'54.808
8	26.218	15.390	31.393	32.150	1'45.151	256.5	16:21'39.959
9	27.204	16.380	31.784	7'24.569	8'39.937 P	255.3	16:30'19.896
10	32.946	15.649	31.720	32.424	1'52.739 P	257.8	16:32'12.635
11	26.316	15.523	32.029	32.430	1'46.298	257.1	16:33'58.933
12	26.199	15.464	31.595	4'34.577	5'47.835 P	**259.0**	16:39'46.768
13	33.534	15.596	31.964	32.451	1'53.545 P	257.1	16:41'40.313
14	**25.798**	15.312	**31.021**	31.907	1'44.038	254.7	16:43'24.351
15	25.832	**15.151**	31.034	**31.883**	**1'43.900**	**259.0**	16:45'08.251

3° 12 M. RINALDI (1'44.152)

Lap	Seg. 1	Seg. 2	Seg. 3	Seg. 4	Lap Time	km/h	Local Time
							16:01'27.720
1	31.403	15.891	32.293	32.849	1'52.436 P	255.9	16:03'20.156
2	26.371	15.574	31.498	32.151	1'45.594	259.0	16:05'05.750
3	26.410	15.500	31.456	32.265	1'45.631	257.1	16:06'51.381
4	26.306	15.564	31.447	32.362	1'45.679	**259.6**	16:08'37.060
5	26.204	15.531	31.504	32.067	1'45.306	**259.6**	16:10'22.366
6	26.247	15.545	31.351	3'53.849	5'06.992 P	258.4	16:15'29.358
7	32.277	15.833	32.060	32.448	1'52.618 P	254.1	16:17'21.976
8	26.326	15.559	31.427	32.322	1'45.634	257.1	16:19'07.610
9	26.389	17.530	33.312	32.419	1'49.650	201.5	16:20'57.260
10	26.315	15.556	31.562	5'55.552	7'08.985 P	255.9	16:28'06.245
11	32.581	15.761	31.958	32.274	1'52.574 P	257.8	16:29'58.819
12	25.893	**15.378**	31.114	**31.806**	1'44.191	259.0	16:31'43.010
13	25.952	15.418	31.051	31.878	1'44.299	259.0	16:33'27.309
14	**25.835**	15.420	**30.960**	31.937	**1'44.152**	257.1	16:35'11.461
15	28.867	17.191	38.351	3'25.132	4'49.541 P	192.9	16:40'01.002
16	32.618	15.592	32.733	32.017	1'52.960 P	257.8	16:41'53.962
17	26.008	15.410	31.271	32.041	1'44.730	259.0	16:43'38.692
18	26.136	15.545	31.361	32.356	1'45.398	257.8	16:45'24.090

4° 2 R. TAMBURINI (1'44.164)

Lap	Seg. 1	Seg. 2	Seg. 3	Seg. 4	Lap Time	km/h	Local Time
							16:01'10.408
1	38.504	16.016	35.114	33.230	2'02.864 P	255.9	16:03'13.272
2	26.547	15.499	31.774	32.496	1'46.316	259.6	16:04'59.588
3	26.162	15.208	31.550	32.090	1'45.010	260.2	16:06'44.598
4	26.161	15.216	31.257	32.114	1'44.748	260.9	16:08'29.346
5	28.669	15.297	31.830	10'28.063	11'43.859 P	**262.1**	16:20'13.205
6	35.183	15.483	33.146	32.248	1'56.060 P	257.8	16:22'09.265
7	26.124	15.345	31.292	32.083	1'44.844	259.0	16:23'54.109
8	26.045	15.299	31.293	32.102	1'44.739	260.9	16:25'38.848
9	28.156	15.508	36.556	5'46.561	7'06.781 P	258.4	16:32'45.629
10	39.265	15.545	32.262	32.287	1'59.359 P	257.8	16:34'44.988
11	26.042	15.218	**30.984**	31.920	**1'44.164**	260.2	16:36'29.152
12	26.003	**15.187**	31.168	**31.873**	1'44.231	259.0	16:38'13.383
13	**25.979**	15.243	35.811	3'22.985	4'40.018 P	261.5	16:42'53.401
14	37.715	15.632	31.808	32.624	1'57.779 P	257.8	16:44'51.180
15	26.069	15.300	31.133	32.030	1'44.532	259.0	16:46'35.712

5° 84 R. RUSSO (1'44.441)

Lap	Seg. 1	Seg. 2	Seg. 3	Seg. 4	Lap Time	km/h	Local Time
							16:00'12.098
1	36.343	17.396	34.337	32.686	2'00.762 P	211.8	16:02'12.860
2	26.091	15.426	31.259	32.140	1'44.916	255.9	16:03'57.776
3	26.048	15.480	31.222	32.025	1'44.775	255.9	16:05'42.551
4	26.874	15.604	31.357	32.204	1'46.039	259.0	16:07'28.590
5	26.309	**15.356**	31.817	32.814	1'46.296	**259.6**	16:09'14.886
6	29.589	17.938	32.771	5'27.153	6'47.451 P	250.0	16:16'02.337
7	35.525	17.959	36.299	36.216	2'05.999 P	197.1	16:18'08.336
8	26.169	15.362	**31.008**	31.938	1'44.477	255.3	16:19'52.813
9	**26.012**	15.439	31.108	**31.882**	**1'44.441**	254.7	16:21'37.254
10	26.066	15.428	31.199	32.264	1'44.957	255.3	16:23'22.211
11	26.250	15.414	31.380	32.376	1'45.420	257.1	16:25'07.631
12	29.890	17.678	34.312	5'51.012	7'12.892 P	214.7	16:32'20.523
13	32.610	16.104	31.831	32.272	1'52.817 P	251.2	16:34'13.340
14	26.160	15.593	31.345	32.165	1'45.263	254.7	16:35'58.603
15	26.307	15.483	48.331	32.998	2'03.119	258.4	16:38'01.722
16	26.385	15.502	31.457	32.152	1'45.496	255.9	16:39'47.218
17	29.228	17.527	34.369	3'08.868	4'29.992 P	196.0	16:44'17.210
18	33.327	16.876	35.031	34.307	1'59.541 P	210.5	16:46'16.751

6° 8 A. NOCCO (1'44.444)

Lap	Seg. 1	Seg. 2	Seg. 3	Seg. 4	Lap Time	km/h	Local Time
							16:00'02.647
1	32.547	16.236	32.339	32.850	1'53.972 P	249.4	16:01'56.619
2	26.594	15.598	31.788	32.367	1'46.347	253.5	16:03'42.966
3	26.331	15.576	31.603	32.503	1'46.013	257.1	16:05'28.979
4	26.549	15.442	31.462	32.509	1'45.962	255.9	16:07'14.941
5	27.559	15.662	31.988	6'13.851	7'29.060 P	255.3	16:14'44.001
6	33.451	15.841	31.651	32.439	1'53.382 P	253.5	16:16'37.383
7	26.770	15.489	31.554	32.489	1'46.302	255.3	16:18'23.685
8	26.484	15.430	31.660	32.505	1'46.079	255.9	16:20'09.764
9	26.381	15.685	31.542	32.534	1'46.142	253.5	16:21'55.906
10	27.366	15.800	32.049	6'01.914	7'17.129 P	251.7	16:29'13.035
11	35.580	16.012	31.427	32.217	1'55.236 P	254.1	16:31'08.271
12	26.057	**15.336**	31.134	32.138	1'44.665	255.9	16:32'52.936
13	**25.975**	15.438	**30.947**	**32.084**	**1'44.444**	252.9	16:34'37.380
14	26.199	15.482	31.186	32.218	1'45.085	255.3	16:36'22.465
15	26.068	15.389	31.511	32.366	1'45.334	257.1	16:38'07.799
16	26.232	15.474	31.344	32.256	1'45.306	255.9	16:39'53.105
17	29.668	16.489	32.731	34.115	1'53.003	255.9	16:41'46.108
18	26.271	15.377	31.462	32.090	1'45.200	**259.6**	16:43'31.308
19	26.045	15.477	31.559	32.351	1'45.432	254.7	16:45'16.740

7° 144 L. MAHIAS (1'44.553)

Lap	Seg. 1	Seg. 2	Seg. 3	Seg. 4	Lap Time	km/h	Local Time
							16:00'47.186
1	31.482	16.483	34.078	32.563	1'54.606 P	239.5	16:02'41.792
2	26.509	15.464	31.776	32.104	1'45.853	254.1	16:04'27.645
3	26.374	15.300	31.336	32.413	1'45.423	257.8	16:06'13.068
4	28.688	16.073	31.809	5'11.140	6'27.710 P	251.7	16:12'40.778
5	34.514	15.650	32.007	32.382	1'54.553 P	251.7	16:14'35.331
6	26.445	15.437	31.390	32.077	1'45.349	254.7	16:16'20.680
7	26.186	15.301	31.379	32.208	1'45.074	258.4	16:18'05.754
8	30.094	15.704	32.119	8'32.933	9'50.850 P	253.5	16:27'56.604
9	31.087	15.520	31.953	32.215	1'50.775 P	255.3	16:29'47.379
10	**25.961**	33.945	35.161	32.440	2'07.507		16:31'54.886
11	26.158	**15.231**	**31.318**	**31.846**	**1'44.553**	258.4	16:33'39.439
12	26.003	15.381	31.420	32.153	1'44.957	257.1	16:35'24.396
13	30.675	15.449	31.735	32.413	1'50.272	258.4	16:37'14.668
14	26.273	15.284	31.341	32.157	1'45.055	257.1	16:38'59.723
15	30.497	16.674	32.588	3'07.743	4'27.502 P	242.2	16:43'27.225
16	32.168	15.316	31.903	32.760	1'52.147 P	**260.9**	16:45'19.372

P = Pits In/Out - C = Lap-Time Cancelled

These data/results cannot be reproduced, stored and/or transmitted in whole or in part by any manner of electronic, mechanical, photocopying, recording, broadcasting or otherwise now known or herein after developed without the previous express consent by the copyright owner, except for reproduction in daily press and regular printed publications on sale to the public within 60 days of the event related to those data/results and always provided that copyright symbol appears together as follows below.
© DORNA WSBK ORGANIZATION Srl 2016

PIRELLI
Official Tyre Supplier
TISSOT SWISS WATCHES SINCE 1853
Official Timekeeper

SUPERSTOCK1000 FIM CUP

13
Stock1000
113/09

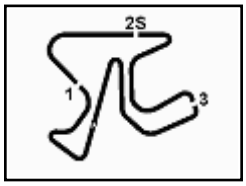

Spanish Round, 14-15-16 October 2016

Superstock 1000 - Chronological Analysis Free Practice 2nd Session

Jerez 4.423 m

8° 35 R. DE ROSA (1'44.556)

Lap	Seg. 1	Seg. 2	Seg. 3	Seg. 4	Lap Time	km/h	Local Time
							16:02'42.098
1	38.050	16.211	32.960	33.237	2'00.458 P	254.7	16:04'42.556
2	26.740	15.712	31.796	32.429	1'46.677	256.5	16:06'29.233
3	30.494	19.637	33.823	38.023	2'01.977	167.2	16:08'31.210
4	26.680	15.344	31.594	32.326	1'45.944	259.0	16:10'17.154
5	26.551	15.352	31.552	32.430	1'45.885	259.6	16:12'03.039
6	26.461	15.321	31.624	32.549	1'45.955	260.9	16:13'48.994
7	29.861	16.278	33.455	5'56.877	7'16.471 P	250.0	16:21'05.465
8	40.147	16.562	32.990	32.906	2'02.605 P	247.7	16:23'08.070
9	**26.154**	15.315	31.204	32.171	1'44.844	257.1	16:24'52.914
10	26.215	**15.176**	31.211	32.143	1'44.745	259.6	16:26'37.659
11	26.165	15.306	31.308	32.157	1'44.936	257.8	16:28'22.595
12	29.133	17.347	33.781	8'44.393	10'04.654 P	221.3	16:38'27.249
13	41.126	18.608	38.181	32.622	2'10.537 P	155.8	16:40'37.786
14	26.200	15.295	**31.180**	**31.881**	**1'44.556**	260.2	16:42'22.342
15	30.364	16.982	39.892	38.919	2'06.157	231.3	16:44'28.499
16	26.171	15.262	31.194	32.108	1'44.735	**261.5**	16:46'13.234

9° 5 M. FACCANI (1'44.670)

Lap	Seg. 1	Seg. 2	Seg. 3	Seg. 4	Lap Time	km/h	Local Time
							16:00'14.070
1	36.491	16.707	38.458	33.671	2'05.327 P	242.2	16:02'19.397
2	26.724	15.588	31.460	32.273	1'46.045	**258.4**	16:04'05.442
3	1'41.559	19.674	38.288	9'50.328	12'29.849 P	214.3	16:16'35.291
4	35.648	16.351	32.692	32.922	1'57.613 P	251.7	16:18'32.904
5	26.733	15.642	31.650	32.307	1'46.332	254.1	16:20'19.236
6	26.617	15.780	31.609	32.267	1'46.273	253.5	16:22'05.509
7	27.096	15.749	31.602	8'08.914	9'23.361 P	255.3	16:31'28.870
8	38.135	21.119	32.900	32.675	2'04.829 P		16:33'33.699
9	26.142	15.569	30.994	**31.965**	**1'44.670**	253.5	16:35'18.369
10	26.842	15.551	**30.960**	32.559	1'45.912	255.9	16:37'04.281
11	**26.065**	**15.464**	31.098	32.419	1'45.046	255.3	16:38'49.327
12	26.436	15.569	31.155	32.113	1'45.273	257.8	16:40'34.600
13	32.346	21.122	32.768	54.687	2'20.923 P	199.3	16:42'55.523
14	36.253	16.052	32.001	32.303	1'56.609 P	253.5	16:44'52.132
15	26.129	15.495	31.082	32.034	1'44.740	256.5	16:46'36.872

10° 11 J. GUARNONI (1'44.831)

Lap	Seg. 1	Seg. 2	Seg. 3	Seg. 4	Lap Time	km/h	Local Time
							16:01'46.890
1	33.139	16.149	32.107	32.934	1'54.329 P	250.0	16:03'41.219
2	26.423	15.679	31.200	32.273	1'45.575	250.0	16:05'26.794
3	26.358	15.516	31.218	32.294	1'45.386	254.1	16:07'12.180
4	28.159	17.175	34.127	4'02.996	5'22.457 P	187.8	16:12'34.637
5	34.088	15.891	31.996	32.361	1'54.336 P	253.5	16:14'28.973
6	26.172	15.498	31.224	32.112	1'45.006	252.9	16:16'13.979
7	**26.147**	15.637	**31.066**	**32.074**	1'44.924	251.2	16:17'58.903
8	29.930	16.455	32.400	6'11.565	7'30.350 P	245.5	16:25'29.253
9	40.498	15.779	37.435	34.523	2'08.235 P	254.7	16:27'37.488
10	27.657	17.209	31.684	32.655	1'49.205	247.7	16:29'26.693
11	26.154	**15.410**	31.155	32.112	**1'44.831**	**257.1**	16:31'11.524
12	26.163	15.454	31.150	32.141	1'44.908	254.1	16:32'56.432
13	29.875	18.511	36.596	3'46.871	5'11.853 P	184.0	16:38'08.285
14	40.195	17.641	34.746	32.782	2'05.364 P	188.5	16:40'13.649
15	26.351	20.497	34.974	32.424	1'54.246	157.9	16:42'07.895
16	26.246	15.474	31.256	32.233	1'45.209	255.9	16:43'53.104
17	27.330	15.482	31.395	32.477	1'46.684	254.7	16:45'39.788

11° 121 A. ANDREOZZI (1'44.839)

Lap	Seg. 1	Seg. 2	Seg. 3	Seg. 4	Lap Time	km/h	Local Time
							16:00'07.026
1	36.829	16.500	32.875	33.868	2'00.072 P	252.3	16:02'07.098
2	26.947	15.420	31.811	32.577	1'46.755	**259.0**	16:03'53.853
3	28.347	18.620	32.438	32.493	1'51.898	225.9	16:05'45.751
4	26.742	15.440	31.725	32.310	1'46.217	258.4	16:07'31.968
5	27.824	15.783	32.468	3'00.803	4'16.878 P	258.4	16:11'48.846
6	34.221	16.100	32.282	32.590	1'55.193 P	252.9	16:13'44.039
7	26.961	15.441	31.478	32.129	1'46.009	254.7	16:15'30.048
8	26.381	15.495	31.785	5'08.777	6'22.438 P	251.7	16:21'52.486
9	37.841	15.932	31.861	32.855	1'58.489 P	247.7	16:23'50.975
10	26.513	15.437	31.417	32.251	1'45.618	253.5	16:25'36.593
11	26.398	15.306	31.408	32.289	1'45.401	257.8	16:27'21.994
12	29.031	15.940	33.613	4'47.481	6'06.065 P	257.1	16:33'28.059
13	48.198	19.379	34.371	32.796	2'14.744 P	202.6	16:35'42.803
14	26.442	15.370	31.298	**32.048**	1'45.158	258.4	16:37'27.961
15	**26.171**	**15.302**	31.254	32.112	**1'44.839**	257.1	16:39'12.800
16	26.443	15.437	31.351	2'08.839	3'22.070 P	257.1	16:42'34.870
17	35.188	15.686	31.438	32.803	1'55.115 P	251.7	16:44'29.985
18	26.321	15.382	**31.142**	32.080	1'44.925	256.5	16:46'14.910

12° 74 K. CALIA (1'44.912)

Lap	Seg. 1	Seg. 2	Seg. 3	Seg. 4	Lap Time	km/h	Local Time
							16:00'56.913
1	40.601	16.695	32.786	32.591	2'02.673 P	251.7	16:02'59.586
2	26.535	15.502	31.873	32.092	1'46.002	**260.9**	16:04'45.588
3	26.367	15.433	31.725	32.036	1'45.561	258.4	16:06'31.149
4	26.345	15.579	31.817	32.173	1'45.914	254.1	16:08'17.063
5	26.413	15.584	31.888	32.256	1'46.141	255.9	16:10'03.204
6	28.479	15.528	31.915	10'34.688	11'50.610 P	255.3	16:21'53.814
7	35.417	15.794	32.338	32.280	1'55.829 P	254.7	16:23'49.643
8	26.505	15.515	31.663	32.064	1'45.747	257.1	16:25'35.390
9	26.412	**15.412**	31.789	32.197	1'45.810	255.3	16:27'21.200
10	26.575	15.439	31.795	32.479	1'46.288	256.5	16:29'07.488
11	28.324	16.492	33.455	3'50.622	5'08.893 P	252.3	16:34'16.381
12	34.916	16.148	31.934	32.585	1'55.583 P	250.0	16:36'11.964
13	26.153	15.431	31.518	32.047	1'45.149	257.8	16:37'57.113
14	26.118	15.466	**31.377**	**31.951**	**1'44.912**	256.5	16:39'42.025
15	**26.113**	15.435	31.460	32.026	1'45.034	258.4	16:41'27.059
16	26.379	15.442	31.615	32.084	1'45.520	257.8	16:43'12.579
17	26.366	15.433	31.700	32.278	1'45.777	256.5	16:44'58.356
18	26.534	15.508	31.887	32.425	1'46.354	254.1	16:46'44.710

13° 59 A. MANTOVANI (1'44.934)

Lap	Seg. 1	Seg. 2	Seg. 3	Seg. 4	Lap Time	km/h	Local Time
							16:00'12.839
1	35.733	17.505	34.400	32.704	2'00.342 P	202.2	16:02'13.181
2	26.478	15.300	31.690	32.201	1'45.669	255.9	16:03'58.850
3	26.417	15.293	31.873	32.277	1'45.860	255.3	16:05'44.710
4	26.603	15.348	31.951	32.849	1'46.751	**259.0**	16:07'31.461
5	26.699	15.442	31.891	32.462	1'46.494	256.5	16:09'17.955
6	26.955	15.602	31.925	32.206	1'46.688	254.1	16:11'04.643
7	26.992	15.469	35.205	7'22.628	8'40.294 P	255.9	16:19'44.937
8	42.797	22.789	35.131	33.169	2'13.886 P	192.2	16:21'58.823
9	26.916	15.639	32.293	32.747	1'47.595	251.7	16:23'46.418
10	26.968	15.584	32.216	32.604	1'47.372	253.5	16:25'33.790
11	26.635	15.426	31.770	32.572	1'46.403	254.7	16:27'20.193
12	28.484	15.417	31.667	32.509	1'48.077	255.9	16:29'08.270
13	26.965	16.211	31.740	6'09.242	7'24.158 P	249.4	16:36'32.428
14	34.861	16.281	34.312	32.550	1'58.004 P	235.8	16:38'30.432
15	26.389	15.587	**31.366**	**32.140**	1'45.482	250.0	16:40'15.914
16	**26.106**	**15.248**	31.415	32.165	**1'44.934**	257.1	16:42'00.848
17	26.474	15.514	31.523	32.458	1'45.969	255.9	16:43'46.817
18	26.665	15.473	38.205	33.068	1'53.411	254.1	16:45'40.228

14° 54 T. RAZGATLIOGLU (1'45.001)

Lap	Seg. 1	Seg. 2	Seg. 3	Seg. 4	Lap Time	km/h	Local Time
							16:00'27.156
1	34.108	16.864	34.946	34.161	2'00.079 P	244.9	16:02'27.235
2	32.905	15.756	32.999	32.755	1'54.415	255.3	16:04'21.650
3	26.855	15.585	31.888	32.514	1'46.842	256.5	16:06'08.492
4	26.368	15.393	31.541	32.305	1'45.607	**260.9**	16:07'54.099
5	26.330	**15.353**	31.693	32.395	1'45.771	260.2	16:09'39.870
6	28.513	15.876	33.243	32.917	1'50.549	252.9	16:11'30.419
7	26.442	15.435	31.540	32.401	1'45.818	259.0	16:13'16.237
8	26.336	15.384	31.664	32.221	1'45.605	**260.9**	16:15'01.842
9	29.526	17.320	32.167	8'22.263	9'41.276 P	251.7	16:24'43.118
10	38.396	17.390	36.663	33.743	2'06.192 P	249.4	16:26'49.310
11	29.998	15.647	33.027	32.646	1'51.318	257.1	16:28'40.628
12	26.220	15.400	31.320	**32.107**	1'45.047	259.6	16:30'25.675
13	**26.164**	15.395	**31.296**	32.146	**1'45.001**	259.0	16:32'10.676
14	26.292	15.402	31.326	32.153	1'45.173	259.0	16:33'55.849
15	33.500	17.307	33.802	5'04.997	6'29.606 P	221.3	16:40'25.455
16	41.219	20.482	35.038	35.217	2'11.956 P	243.2	16:42'37.411
17	26.548	15.568	31.703	33.914	1'47.733	254.1	16:44'25.144
18	26.543	15.491	31.385	32.302	1'45.721	259.0	16:46'10.865

P = Pits In/Out - C = Lap-Time Cancelled

These data/results cannot be reproduced, stored and/or transmitted in whole or in part by any manner of electronic, mechanical, photocopying, recording, broadcasting or otherwise now known or herein after developed without the previous express consent by the copyright owner, except for reproduction in daily press and regular printed publications on sale to the public within 60 days of the event related to those data/results and always provided that copyright symbol appears together as follows below.
© DORNA WSBK ORGANIZATION Srl 2016

PIRELLI
Official Tyre Supplier
TISSOT SWISS WATCHES SINCE 1853
Official Timekeeper

SUPERSTOCK1000 FIM CUP

13
Stock1000
113/09

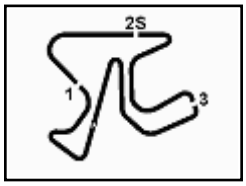

Spanish Round, 14-15-16 October 2016

Superstock 1000 - Chronological Analysis Free Practice 2nd Session

Jerez 4.423 m

15° 41 F. D'ANNUNZIO (1'45.001)

Lap	Seg. 1	Seg. 2	Seg. 3	Seg. 4	Lap Time	km/h	Local Time
							16:00'48.110
1	32.676	16.018	33.308	32.929	1'54.931 P	246.6	16:02'43.041
2	26.701	15.582	31.697	32.301	1'46.281	253.5	16:04'29.322
3	26.436	15.622	31.693	32.788	1'46.539	252.9	16:06'15.861
4	27.656	18.340	33.706	33.279	1'52.981	229.3	16:08'08.842
5	27.051	15.941	32.582	5'39.274	6'54.848 P	248.8	16:15'03.690
6	32.456	15.819	32.056	32.669	1'53.000 P	250.0	16:16'56.690
7	27.109	15.528	31.580	32.640	1'46.857	**254.1**	16:18'43.547
8	27.695	15.808	32.435	32.936	1'48.874	250.0	16:20'32.421
9	26.716	15.669	31.794	32.519	1'46.698	252.3	16:22'19.119
10	28.471	16.092	33.599	6'06.949	7'25.111 P	239.5	16:29'44.230
11	43.383	16.168	32.874	32.770	2'05.195 P	249.4	16:31'49.425
12	26.499	**15.418**	31.322	32.211	1'45.450	253.5	16:33'34.875
13	26.440	15.477	**31.175**	**31.909**	**1'45.001**	251.7	16:35'19.876
14	26.353	15.507	31.639	32.374	1'45.873	251.7	16:37'05.749
15	26.362	15.591	34.157	32.889	1'48.999	251.7	16:38'54.748
16	**26.328**	15.587	31.774	32.369	1'46.058	252.3	16:40'40.806
17	27.466	20.833	42.752	1'34.805	3'05.856 P	183.4	16:43'46.662
18	36.446	15.976	32.030	32.654	1'57.106 P	249.4	16:45'43.768

16° 15 F. SANDI (1'45.110)

Lap	Seg. 1	Seg. 2	Seg. 3	Seg. 4	Lap Time	km/h	Local Time
							16:00'47.198
1	32.324	16.354	33.577	32.691	1'54.946 P	211.4	16:02'42.144
2	26.565	15.509	31.715	32.580	1'46.369	254.1	16:04'28.513
3	26.263	**15.400**	31.711	33.265	1'46.639	254.1	16:06'15.152
4	29.239	16.932	33.622	4'58.127	6'17.920 P	206.5	16:12'33.072
5	35.847	15.980	31.909	32.637	1'56.373 P	250.0	16:14'29.445
6	**26.054**	15.484	31.549	32.207	1'45.294	252.9	16:16'14.739
7	26.209	15.578	31.950	32.381	1'46.118	255.3	16:18'00.857
8	28.549	16.391	32.501	6'08.779	7'26.220 P	240.0	16:25'27.077
9	37.528	16.688	38.167	33.573	2'05.956 P	248.3	16:27'33.033
10	26.415	15.473	31.726	32.448	1'46.062	250.0	16:29'19.095
11	31.482	16.797	32.511	32.262	1'53.052	222.7	16:31'12.147
12	26.259	15.447	31.643	32.465	1'45.814	**255.9**	16:32'57.961
13	27.125	15.821	32.173	32.504	1'47.623	254.7	16:34'45.584
14	26.366	15.543	32.679	4'02.628	5'17.216 P	**255.9**	16:40'02.800
15	34.004	15.704	31.967	32.611	1'54.286 P	254.7	16:41'57.086
16	26.223	15.408	31.390	**32.089**	**1'45.110**	255.3	16:43'42.196
17	26.296	15.565	**31.365**	32.405	1'45.631	251.2	16:45'27.827

17° 77 W. TESSELS (1'45.221)

Lap	Seg. 1	Seg. 2	Seg. 3	Seg. 4	Lap Time	km/h	Local Time
							16:00'05.865
1	33.460	16.200	33.065	33.265	1'55.990 P	247.7	16:02'01.855
2	27.122	15.750	32.191	33.003	1'48.066	251.2	16:03'49.921
3	26.699	15.673	32.007	32.886	1'47.265	252.9	16:05'37.186
4	26.535	15.550	32.040	33.010	1'47.135	256.5	16:07'24.321
5	26.732	15.613	32.344	32.994	1'47.683	252.3	16:09'12.004
6	26.684	15.720	31.868	32.445	1'46.717	252.3	16:10'58.721
7	26.582	15.535	32.072	32.612	1'46.801	253.5	16:12'45.522
8	27.266	16.215	35.255	7'16.921	8'35.657 P	234.3	16:21'21.179
9	35.140	15.863	31.976	32.748	1'55.727 P	247.7	16:23'16.906
10	26.712	15.727	31.727	32.690	1'46.856	250.0	16:25'03.762
11	26.656	15.504	31.557	32.863	1'46.580	**257.8**	16:26'50.342
12	26.566	15.535	31.668	32.655	1'46.424	254.1	16:28'36.766
13	26.916	15.589	31.939	7'21.261	8'35.705 P	254.7	16:37'12.471
14	32.795	15.710	31.655	32.578	1'52.738 P	250.0	16:39'05.209
15	26.334	15.477	**31.274**	32.395	1'45.480	253.5	16:40'50.689
16	**26.087**	**15.395**	31.405	32.334	**1'45.221**	255.9	16:42'35.910
17	26.361	15.466	31.621	32.470	1'45.918	253.5	16:44'21.828
18	26.453	15.410	31.579	**32.312**	1'45.754	254.7	16:46'07.582

18° 43 F. MASSEI (1'45.310)

Lap	Seg. 1	Seg. 2	Seg. 3	Seg. 4	Lap Time	km/h	Local Time
							16:01'07.007
1	35.392	16.877	32.267	32.923	1'57.459 P	246.6	16:03'04.466
2	26.641	15.674	31.868	33.841	1'48.024	252.9	16:04'52.490
3					34'55.908 P		16:39'48.398
4	34.135	16.288	33.683	32.560	1'56.666 P	252.3	16:41'45.064
5	**26.149**	**15.427**	**31.480**	**32.254**	**1'45.310**	**254.7**	16:43'30.374
6	26.278	15.898	31.521	32.427	1'46.124	243.8	16:45'16.498

19° 16 G. BLACK (1'45.319)

Lap	Seg. 1	Seg. 2	Seg. 3	Seg. 4	Lap Time	km/h	Local Time
							16:00'04.887
1	33.223	16.109	32.655	33.361	1'55.348 P	250.0	16:02'00.235
2	27.458	15.670	32.102	33.004	1'48.234	253.5	16:03'48.469
3	26.853	15.592	31.822	32.780	1'47.047	254.7	16:05'35.516
4	26.981	15.595	31.880	32.886	1'47.342	259.0	16:07'22.858
5	26.787	15.609	31.915	33.020	1'47.331	254.1	16:09'10.189
6	27.530	15.745	33.410	5'14.369	6'31.054 P	252.9	16:15'41.243
7	32.816	16.064	32.160	32.873	1'53.913 P	248.8	16:17'35.156
8	26.810	15.566	32.145	33.241	1'47.762	253.5	16:19'22.918
9	26.825	15.623	32.084	32.897	1'47.429	254.1	16:21'10.347
10	26.949	15.544	31.778	32.782	1'47.053	257.1	16:22'57.400
11	26.792	15.618	32.068	7'38.398	8'52.876 P	255.3	16:31'50.276
12	31.533	**15.347**	31.492	**32.239**	1'50.611 P	258.4	16:33'40.887
13	26.382	15.431	**31.205**	32.301	**1'45.319**	254.7	16:35'26.206
14	26.615	15.605	31.615	32.733	1'46.568	252.3	16:37'12.774
15	28.492	15.481	31.354	32.616	1'47.943	257.1	16:39'00.717
16	29.818	17.108	32.082	32.933	1'51.941	253.5	16:40'52.658
17	**26.365**	15.490	31.519	32.421	1'45.795	255.9	16:42'38.453
18	26.368	15.470	31.488	33.860	1'47.186	257.1	16:44'25.639
19	26.417	15.462	31.563	32.310	1'45.752	**260.2**	16:46'11.391

20° 67 B. STARING (1'45.691)

Lap	Seg. 1	Seg. 2	Seg. 3	Seg. 4	Lap Time	km/h	Local Time
							16:00'04.463
1	32.909	15.644	32.912	33.137	1'54.602 P	255.9	16:01'59.065
2	26.746	15.445	32.278	32.971	1'47.440	256.5	16:03'46.505
3	26.765	15.473	31.690	32.795	1'46.723	258.4	16:05'33.228
4	26.842	15.546	31.463	32.390	1'46.241	253.5	16:07'19.469
5	26.431	15.436	31.476	32.407	1'45.750	255.3	16:09'05.219
6	26.426	15.608	31.545	32.276	1'45.855	252.3	16:10'51.074
7	28.175	15.640	31.762	5'55.227	7'10.804 P	253.5	16:18'01.878
8	38.547	15.899	31.963	32.473	1'58.882 P	252.3	16:20'00.760
9	26.527	15.532	31.455	32.284	1'45.798	255.9	16:21'46.558
10	26.691	15.567	31.674	32.501	1'46.433	256.5	16:23'32.991
11	26.644	15.606	31.755	33.093	1'47.098	**259.0**	16:25'20.089
12	26.798	15.620	31.838	32.624	1'46.880	255.9	16:27'06.969
13	26.682	15.533	31.763	7'05.295	8'19.273 P	254.1	16:35'26.242
14	39.984	16.066	32.054	32.564	2'00.668 P	247.7	16:37'26.910
15	26.548	15.508	**31.431**	**32.270**	1'45.757	253.5	16:39'12.667
16	26.711	15.562	31.544	32.363	1'46.180	256.5	16:40'58.847
17	**26.380**	15.541	31.443	32.327	**1'45.691**	254.1	16:42'44.538
18	26.419	**15.412**	31.450	32.526	1'45.807	257.1	16:44'30.345

21° 83 D. BUCHAN (1'45.703)

Lap	Seg. 1	Seg. 2	Seg. 3	Seg. 4	Lap Time	km/h	Local Time
							16:00'03.682
1	31.802	16.063	32.904	33.444	1'54.213 P	251.2	16:01'57.895
2	26.894	15.749	32.117	33.079	1'47.839	253.5	16:03'45.734
3	26.591	15.677	32.248	32.932	1'47.448	252.9	16:05'33.182
4	30.147	16.695	35.140	9'19.117	10'41.099 P	174.5	16:16'14.281
5	40.963	16.591	32.738	33.003	2'03.295 P	243.2	16:18'17.576
6	26.272	**15.353**	31.545	**32.539**	1'45.709	**257.1**	16:20'03.285
7	**26.217**	15.525	**31.277**	32.684	**1'45.703**	252.3	16:21'48.988
8	26.314	15.540	31.528	32.653	1'46.035	254.1	16:23'35.023
9	28.443	16.363	33.162	4'05.905	5'23.873 P	213.9	16:28'58.896
10	40.252	16.300	32.095	32.878	2'01.525 P	248.8	16:31'00.421
11	26.322	15.577	31.352	32.554	1'45.805	254.1	16:32'46.226
12	26.315	15.564	31.349	32.799	1'46.027	251.2	16:34'32.253
13	26.297	19.712	33.672	5'36.075	6'55.756 P		16:41'28.009
14	32.012	15.927	31.746	32.906	1'52.591 P	248.8	16:43'20.600
15	26.362	15.672	31.526	32.552	1'46.112	249.4	16:45'06.712

22° 3 S. SUCHET (1'45.795)

Lap	Seg. 1	Seg. 2	Seg. 3	Seg. 4	Lap Time	km/h	Local Time
							16:00'04.997
1	31.461	16.068	32.736	33.027	1'53.292 P	252.3	16:01'58.289
2	26.890	15.569	32.568	32.857	1'47.884	**261.5**	16:03'46.173
3	**26.381**	15.506	31.838	33.011	1'46.736	256.5	16:05'32.909
4	29.975	15.836	32.180	32.884	1'50.875	248.3	16:07'23.784
5	29.032	16.271	33.834	33.896	1'53.033	254.1	16:09'16.817

P = Pits In/Out - C = Lap-Time Cancelled

These data/results cannot be reproduced, stored and/or transmitted in whole or in part by any manner of electronic, mechanical, photocopying, recording, broadcasting or otherwise now known or herein after developed without the previous express consent by the copyright owner, except for reproduction in daily press and regular printed publications on sale to the public within 60 days of the event related to those data/results and always provided that copyright symbol appears together as follows below.
© DORNA WSBK ORGANIZATION Srl 2016

PIRELLI
Official Tyre Supplier
TISSOT SWISS WATCHES SINCE 1853
Official Timekeeper

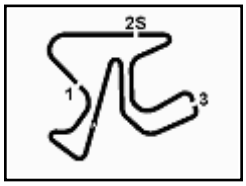

Spanish Round, 14-15-16 October 2016

Superstock 1000 - Chronological Analysis Free Practice 2nd Session

Jerez 4.423 m

6	26.862	15.644	32.171	32.798	1'47.475	251,7	16:11'04.292
7	28.921	16.350	32.204	12'43.057	14'00.532 P	257,8	16:25'04.824
8	32.562	16.064	33.934	32.868	1'55.428 P	252,9	16:27'00.252
9	26.495	15.603	31.950	32.707	1'46.755	255,3	16:28'47.007
10	26.471	15.506	32.027	32.553	1'46.557	257,1	16:30'33.564
11	30.749	18.022	32.756	2'59.821	4'21.348 P	249,4	16:34'54.912
12	32.050	16.089	46.835	35.054	2'10.028 P	250,6	16:37'04.940
13	26.529	15.662	31.940	32.377	1'46.508	254,7	16:38'51.448
14	26.462	15.625	31.923	32.750	1'46.760	251,7	16:40'38.208
15	26.382	**15.494**	**31.670**	**32.249**	**1'45.795**	256,5	16:42'24.003
16	28.947	16.484	35.590	41.676	2'02.697	245,5	16:44'26.700
17	26.635	15.589	31.925	32.605	1'46.754	255,3	16:46'13.454

23° 32 M. MOSER (1'45.990)

Lap	Seg. 1	Seg. 2	Seg. 3	Seg. 4	Lap Time	km/h	Local Time
							16:00'30.147
1	34.511	16.595	33.632	33.723	1'58.461 P	236,8	16:02'28.608
2	27.145	15.904	32.486	32.942	1'48.477	**250,0**	16:04'17.085
3	27.220	15.980	32.300	32.807	1'48.307	246,0	16:06'05.392
4	26.873	16.007	32.191	32.766	1'47.837	248,3	16:07'53.229
5	26.681	15.730	32.115	32.655	1'47.181	247,7	16:09'40.410
6	26.864	17.385	33.645	8'42.775	10'00.669 P	190,8	16:19'41.079
7	35.759	20.773	35.667	32.838	2'05.037 P	217,3	16:21'46.116
8	26.878	15.812	32.205	10'14.111	11'29.006 P	**250,0**	16:33'15.122
9	39.954	16.271	32.329	32.811	2'01.365 P	241,1	16:35'16.487
10	26.541	15.912	31.798	32.467	1'46.718	247,1	16:37'03.205
11	**26.394**	**15.585**	31.571	32.440	**1'45.990**	249,4	16:38'49.195
12	26.395	15.710	31.725	32.619	1'46.449	248,8	16:40'35.644
13	26.705	15.674	**31.456**	32.473	1'46.308	**250,0**	16:42'21.952
14	26.511	15.748	31.530	**32.382**	1'46.171	246,6	16:44'08.123
15	26.618	15.862	31.613	32.690	1'46.783	243,2	16:45'54.906

24° 44 A. TUCCI (1'46.100)

Lap	Seg. 1	Seg. 2	Seg. 3	Seg. 4	Lap Time	km/h	Local Time
							16:00'05.986
1	34.225	16.233	33.644	33.551	1'57.653 P	252,3	16:02'03.639
2	26.924	15.669	32.194	32.918	1'47.705	255,3	16:03'51.344
3	26.922	15.664	31.960	32.882	1'47.428	252,9	16:05'38.772
4	26.833	15.665	32.038	32.570	1'47.106	252,3	16:07'25.878
5	26.792	15.562	31.851	32.731	1'46.936	255,9	16:09'12.814
6	30.238	17.739	32.256	32.677	1'52.910	223,6	16:11'05.724
7	26.857	15.507	34.671	5'39.113	6'56.148 P	**259,0**	16:18'01.872
8	35.207	15.792	32.094	33.095	1'56.188 P	252,9	16:19'58.060
9	26.856	15.716	32.087	32.838	1'47.497	252,3	16:21'45.557
10	26.835	15.755	32.000	32.703	1'47.293	251,7	16:23'32.850
11	26.618	15.605	31.718	33.520	1'47.461	255,3	16:25'20.311
12	27.067	15.645	32.128	32.804	1'47.644	256,5	16:27'07.955
13	26.656	15.537	31.790	32.796	1'46.779	255,9	16:28'54.734
14	28.070	16.254	33.214	6'08.234	7'25.772 P	248,8	16:36'20.506
15	37.260	16.128	32.507	32.497	1'58.392 P	250,6	16:38'18.898
16	26.496	15.520	31.710	36.735	1'50.461	256,5	16:40'09.359
17	26.667	**15.426**	**31.623**	**32.384**	**1'46.100**	255,9	16:41'55.459
18	26.827	16.223	32.825	32.713	1'48.588	217,3	16:43'44.047
19	**26.359**	15.710	31.756	32.543	1'46.368	253,5	16:45'30.415

25° 24 J. KENNEDY (1'46.178)

Lap	Seg. 1	Seg. 2	Seg. 3	Seg. 4	Lap Time	km/h	Local Time
							16:00'03.614
1	32.291	15.880	33.057	33.282	1'54.510 P	254,1	16:01'58.124
2	26.956	15.514	32.828	33.294	1'48.592	255,9	16:03'46.716
3	27.144	15.563	32.369	32.856	1'47.932	**257,1**	16:05'34.648
4	26.899	15.557	32.125	32.849	1'47.430	251,7	16:07'22.078
5	32.723	17.005	38.334	8'23.487	9'51.549 P	245,5	16:17'13.627
6	38.685	17.997	36.787	38.884	2'12.353 P	196,4	16:19'25.980
7	27.871	15.788	32.644	32.916	1'49.219	252,3	16:21'15.199
8	43.270	19.854	34.113	33.338	2'10.575	188,8	16:23'25.774
9	31.559	16.225	35.553	7'07.898	8'31.235 P	246,6	16:31'57.009
10	35.958	18.615	35.878	32.886	2'03.337 P	187,2	16:34'00.346
11	26.725	16.617	34.497	34.878	1'52.717	239,5	16:35'53.063
12	26.646	15.567	32.063	32.615	1'46.891	254,1	16:37'39.954
13	**26.439**	15.470	**31.698**	**32.571**	**1'46.178**	255,9	16:39'26.132
14	26.551	15.531	31.866	32.628	1'46.576	255,3	16:41'12.708
15	26.600	**15.451**	31.893	32.627	1'46.571	255,9	16:42'59.279
16	32.098	17.019	32.511	32.853	1'54.481	249,4	16:44'53.760
17	26.646	15.570	31.825	32.641	1'46.682	255,3	16:46'40.442

26° 123 L. SALVADORI (1'46.184)

Lap	Seg. 1	Seg. 2	Seg. 3	Seg. 4	Lap Time	km/h	Local Time
							16:00'24.733
1	35.380	16.472	34.902	35.918	2'02.672 P	242,7	16:02'27.405
2	27.024	15.758	34.944	37.733	1'55.459	250,0	16:04'22.864
3	26.652	**15.489**	31.651	**32.392**	**1'46.184**	252,9	16:06'09.048
4	33.774	17.946	34.439	3'09.852	4'36.011 P	240,5	16:10'45.059
5	38.688	17.597	37.517	51.376	2'25.178 P	252,3	16:13'10.237
6	30.150	16.156	33.420	33.201	1'52.927	237,4	16:15'03.164
7	**26.516**	15.602	31.834	32.810	1'46.762	250,6	16:16'49.926
8	31.653	15.889	31.910	3'13.677	4'33.129 P	250,6	16:21'23.055
9	39.515	16.736	32.159	37.699	2'06.109 P	250,6	16:23'29.164
10	26.614	15.720	31.886	32.615	1'46.835	251,2	16:25'15.999
11	28.580	16.255	37.774	43.645	2'06.254	232,8	16:27'22.253
12	27.011	15.526	**31.626**	32.529	1'46.692	**255,9**	16:29'08.945
13	30.550	16.087	32.326	33.047	1'52.010	250,6	16:31'00.955
14	26.665	15.659	31.704	3'23.802	4'37.830 P	252,9	16:35'38.785
15	42.294	17.067	34.398	45.080	2'18.839 P	247,1	16:37'57.624
16	26.765	15.630	31.684	32.687	1'46.766	252,9	16:39'44.390
17	26.654	16.664	35.759	38.532	1'57.609	221,3	16:41'41.999
18	26.782	15.771	32.059	35.661	1'50.273	250,0	16:43'32.272
19	26.539	15.658	31.780	32.823	1'46.800	252,3	16:45'19.072

27° 51 E. VIONNET (1'46.198)

Lap	Seg. 1	Seg. 2	Seg. 3	Seg. 4	Lap Time	km/h	Local Time
							16:00'04.495
1	34.695	16.539	33.914	34.781	1'59.929 P	246,6	16:02'04.424
2	27.497	15.827	32.603	33.353	1'49.280	255,3	16:03'53.704
3	27.100	15.790	32.528	33.220	1'48.638	254,1	16:05'42.342
4	27.536	15.827	32.423	33.476	1'49.262	254,7	16:07'31.604
5	26.902	15.543	32.207	32.866	1'47.518	257,8	16:09'19.122
6	26.783	15.827	32.032	33.103	1'47.745	256,5	16:11'06.867
7	26.786	15.606	32.089	6'49.935	8'04.416 P	257,1	16:19'11.283
8	34.983	16.467	33.202	33.375	1'58.027 P	242,2	16:21'09.310
9	27.056	15.794	32.008	32.874	1'47.732	252,3	16:22'57.042
10	26.732	15.711	31.963	34.493	1'48.899	250,6	16:24'45.941
11	29.581	19.187	38.171	33.786	2'00.725	216,9	16:26'46.666
12	26.781	15.742	31.798	5'28.614	6'42.935 P	251,7	16:33'29.601
13	47.060	19.451	36.763	33.873	2'17.147 P	214,7	16:35'46.748
14	26.762	15.599	31.670	32.611	1'46.642	253,5	16:37'33.390
15	**26.278**	15.518	**31.630**	32.772	**1'46.198**	254,7	16:39'19.588
16	26.506	15.593	38.829	32.883	1'53.811	**260,2**	16:41'13.399
17	26.558	**15.493**	31.722	**32.532**	1'46.305	257,8	16:42'59.704
18	31.675	15.835	32.049	32.976	1'52.535	254,1	16:44'52.239
19	26.740	15.584	31.650	32.767	1'46.741	254,1	16:46'38.980

28° 47 R. HARTOG (1'46.427)

Lap	Seg. 1	Seg. 2	Seg. 3	Seg. 4	Lap Time	km/h	Local Time
							16:00'05.456
1	34.724	16.129	33.482	34.077	1'58.412 P	251,7	16:02'03.868
2	27.273	15.751	32.356	33.129	1'48.509	255,3	16:03'52.377
3	26.947	15.787	31.921	32.970	1'47.625	252,9	16:05'40.002
4	26.675	15.592	31.987	32.858	1'47.112	258,4	16:07'27.114
5	26.728	15.472	32.412	33.264	1'47.876	259,0	16:09'14.990
6	27.203	15.752	32.484	4'25.518	5'40.957 P	254,7	16:14'55.947
7	36.313	15.991	32.281	32.914	1'57.499 P	251,2	16:16'53.446
8	27.115	15.660	32.045	32.875	1'47.695	254,1	16:18'41.141
9	26.910	15.612	32.275	33.968	1'48.765	253,5	16:20'29.906
10	27.044	15.631	32.051	32.990	1'47.716	254,7	16:22'17.622
11	27.009	15.662	32.235	32.945	1'47.851	255,3	16:24'05.473
12	28.090	15.914	32.371	6'35.372	7'51.747 P	253,5	16:31'57.220
13	35.783	16.421	34.757	32.850	1'59.811 P	248,8	16:33'57.031
14	26.927	15.842	31.903	32.699	1'47.371	254,1	16:35'44.402
15	26.868	15.503	31.825	32.893	1'47.089	**259,6**	16:37'31.491
16	26.864	15.561	32.106	32.853	1'47.384	257,1	16:39'18.875
17	26.700	15.570	31.759	32.709	1'46.738	256,5	16:41'05.613
18	26.792	15.481	32.176	32.763	1'47.212	256,5	16:42'52.825
19	26.956	15.787	31.937	**32.585**	1'47.265	255,9	16:44'40.090
20	**26.648**	**15.463**	**31.702**	32.614	**1'46.427**	257,1	16:46'26.517

29° 70 L. VITALI (1'46.795)

Lap	Seg. 1	Seg. 2	Seg. 3	Seg. 4	Lap Time	km/h	Local Time

P = Pits In/Out - C = Lap-Time Cancelled

These data/results cannot be reproduced, stored and/or transmitted in whole or in part by any manner of electronic, mechanical, photocopying, recording, broadcasting or otherwise now known or herein after developed without the previous express consent by the copyright owner, except for reproduction in daily press and regular printed publications on sale to the public within 60 days of the event related to those data/results and always provided that copyright symbol appears together as follows below.
© DORNA WSBK ORGANIZATION Srl 2016

PIRELLI
Official Tyre Supplier
TISSOT
SWISS WATCHES SINCE 1853
Official Timekeeper

SUPERSTOCK1000 FIM CUP

13

Stock1000

113/09

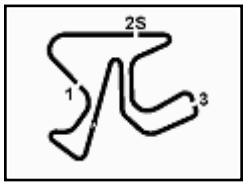

Spanish Round, 14-15-16 October 2016

Superstock 1000 - Chronological Analysis Free Practice 2nd Session

Jerez 4.423 m

							16:00'06.120
1	42.746	17.319	34.752	33.013	2'07.830 P	197.8	16:02'13.950
2	27.103	15.478	32.150	32.634	1'47.365	257.1	16:04'01.315
3	26.811	**15.458**	32.146	32.701	1'47.116	**258.4**	16:05'48.431
4	27.334	15.583	32.481	8'29.778	9'45.176 P	253.5	16:15'33.607
5	30.969	26.571	33.605	33.080	2'04.225 P	242.2	16:17'37.832
6	27.134	15.597	32.202	32.734	1'47.667	255.9	16:19'25.499
7	26.836	15.514	**31.907**	32.681	1'46.938	255.3	16:21'12.437
8	26.816	15.540	32.280	41.648	1'56.284	253.5	16:23'08.721
9	**26.737**	15.528	31.917	**32.613**	**1'46.795**	252.9	16:24'55.516
10	27.933	15.973	32.930	7'08.496	8'25.332 P	251.7	16:33'20.848

30° 13 F. SANCHIONI (1'47.377)

Lap	Seg. 1	Seg. 2	Seg. 3	Seg. 4	Lap Time	km/h	Local Time
							16:01'11.624
1	35.525	16.558	34.007	4'04.973	5'31.063 P	240.0	16:06'42.687
2	35.817	16.241	32.740	33.719	1'58.517 P	242.7	16:08'41.204
3	27.450	15.929	32.506	33.403	1'49.288	242.7	16:10'30.492
4	26.893	15.692	32.691	33.327	1'48.603	245.5	16:12'19.095
5	27.446	15.956	32.694	9'00.022	10'16.118 P	243.2	16:22'35.213
6	34.762	16.228	32.714	33.406	1'57.110 P	244.9	16:24'32.323
7	**26.702**	15.629	32.178	33.004	1'47.513	251.2	16:26'19.836
8	26.824	15.604	32.435	33.091	1'47.954	251.7	16:28'07.790
9	26.911	15.806	32.402	32.909	1'48.028	251.7	16:29'55.818
10	31.500	17.344	32.858	33.585	1'55.287	243.2	16:31'51.105
11	27.078	15.962	34.998	33.368	1'51.406	248.3	16:33'42.511
12	27.146	15.720	32.618	2'54.351	4'09.835 P	250.0	16:37'52.346
13	39.494	19.331	40.527	38.381	2'17.733 P	246.0	16:40'10.079
14	27.013	15.638	32.314	33.008	1'47.973	**256.5**	16:41'58.052
15	26.847	**15.515**	**32.108**	**32.907**	**1'47.377**	252.3	16:43'45.429
16	26.928	15.560	32.632	33.035	1'48.155	254.1	16:45'33.584

31° 19 J. PUFFE (1'47.670)

Lap	Seg. 1	Seg. 2	Seg. 3	Seg. 4	Lap Time	km/h	Local Time
							16:00'03.722
1	32.650	16.326	33.519	33.154	1'55.649 P	252.3	16:01'59.371
2	27.243	**15.560**	32.585	**32.587**	1'47.975	259.0	16:03'47.346
3	26.886	15.614	32.385	32.902	1'47.787	**262.1**	16:05'35.133
4	27.250	15.658	32.677	32.917	1'48.502	254.7	16:07'23.635
5	27.215	15.599	32.466	32.736	1'48.016	258.4	16:09'11.651
6	31.778	19.458	33.402	5'40.134	7'04.772 P	252.3	16:16'16.423
7	36.120	16.166	33.452	33.134	1'58.872 P	252.3	16:18'15.295
8	27.896	15.889	32.962	32.836	1'49.583	254.7	16:20'04.878
9	27.228	15.889	32.640	32.884	1'48.641	254.7	16:21'53.519
10	30.164	15.951	35.646	5'39.336	7'01.097 P	253.5	16:28'54.616
11	35.596	16.882	35.010	34.636	2'02.124 P	252.3	16:30'56.740
12	27.155	15.736	32.159	32.671	1'47.721	253.5	16:32'44.461
13	**26.784**	15.717	32.170	33.178	1'47.849	257.8	16:34'32.310
14	27.068	15.933	32.310	32.833	1'48.144	251.7	16:36'20.454
15	29.402	16.133	32.862	2'42.328	4'00.725 P	252.3	16:40'21.179
16	31.689	15.892	32.726	32.678	1'52.985 P	253.5	16:42'14.164
17	26.823	15.730	32.206	32.911	**1'47.670**	256.5	16:44'01.834
18	27.043	15.821	**32.105**	32.736	1'47.705	251.7	16:45'49.539

32° 99 F. CAVALLI (1'48.241)

Lap	Seg. 1	Seg. 2	Seg. 3	Seg. 4	Lap Time	km/h	Local Time
							16:00'50.933
1	37.817	17.165	33.944	34.434	2'03.360 P	246.0	16:02'54.293
2	27.821	16.062	33.058	34.764	1'51.705	250.0	16:04'45.998
3	27.463	15.927	32.492	33.754	1'49.636	250.0	16:06'35.634
4	27.278	15.989	32.791	33.624	1'49.682	250.6	16:08'25.316
5	27.636	15.955	32.651	35.455	1'51.697	250.6	16:10'17.013
6	27.878	15.954	38.234	5'31.962	6'54.028 P	248.8	16:17'11.041
7	37.833	16.967	33.730	43.709	2'12.239 P	242.7	16:19'23.280
8	27.251	15.827	**32.265**	**33.196**	1'48.539	251.7	16:21'11.819
9	31.766	15.908	32.508	37.158	1'57.340	249.4	16:23'09.159
10	**26.946**	**15.661**	32.371	33.263	**1'48.241**	251.2	16:24'57.400
11	29.475	15.752	32.515	36.328	1'54.070	250.6	16:26'51.470
12	27.396	15.956	32.449	33.649	1'49.450	246.6	16:28'40.920
13	27.102	15.687	32.368	33.409	1'48.566	**255.3**	16:30'29.486
14	27.224	15.694	32.476	33.439	1'48.833	251.7	16:32'18.319
15	26.957	16.078	34.612	5'02.186	6'19.833 P	243.2	16:38'38.152
16	46.144	20.888	40.589	41.014	2'28.635 P	147.9	16:41'06.787
17	27.901	15.830	37.656	33.622	1'55.009	251.2	16:43'01.796
18	29.288	17.625	33.725	33.844	1'54.482	250.0	16:44'56.278

33° 26 M. SBAIZ (1'49.256)

Lap	Seg. 1	Seg. 2	Seg. 3	Seg. 4	Lap Time	km/h	Local Time
							16:02'41.277
1	39.574	17.507	38.268	34.439	2'09.788 P	216.9	16:04'51.065
2	28.697	16.177	34.109	35.631	1'54.614	247.7	16:06'45.679
3	28.002	16.236	33.374	33.793	1'51.405	249.4	16:08'37.084
4	28.404	16.152	33.479	33.527	1'51.562	248.3	16:10'28.646
5	27.533	16.020	33.011	**33.259**	1'49.823	250.6	16:12'18.469
6	31.038	16.680	33.643	5'49.129	7'10.490 P	246.6	16:19'28.959
7	37.518	17.440	33.963	34.007	2'02.928 P	243.2	16:21'31.887
8	27.927	16.059	33.027	33.715	1'50.728	248.8	16:23'22.615
9	27.522	15.892	32.816	34.125	1'50.355	250.0	16:25'12.970
10	33.584	17.315	33.261	33.342	1'57.502	250.0	16:27'10.472
11	**27.289**	15.912	33.135	33.503	1'49.839	251.2	16:29'00.311
12	27.488	**15.863**	**32.642**	33.263	**1'49.256**	**252.9**	16:30'49.567
13	30.776	17.078	39.393	5'00.731	6'27.978 P	244.9	16:37'17.545
14	44.696	17.324	37.987	34.656	2'14.663 P	238.9	16:39'32.208
15	27.714	16.102	33.042	33.417	1'50.275	247.1	16:41'22.483
16	27.333	15.951	36.246	34.723	1'54.253	247.7	16:43'16.736

34° 92 B. LEU

Lap	Seg. 1	Seg. 2	Seg. 3	Seg. 4	Lap Time	km/h	Local Time
							16:02'28.840
1	32.265	16.187	33.334	33.466	1'55.252 P	249.4	16:04'24.092

P = Pits In/Out - C = Lap-Time Cancelled

These data/results cannot be reproduced, stored and/or transmitted in whole or in part by any manner of electronic, mechanical, photocopying, recording, broadcasting or otherwise now known or herein after developed without the previous express consent by the copyright owner, except for reproduction in daily press and regular printed publications on sale to the public within 60 days of the event related to those data/results and always provided that copyright symbol appears together as follows below.
© DORNA WSBK ORGANIZATION Srl 2016

PIRELLI Official Tyre Supplier
TISSOT SWISS WATCHES SINCE 1853 Official Timekeeper