

Spanish Round, 14-15-16 October 2016

Superstock 1000 - Results Warm Up

Jerez 4.423 m

1 / 2

No.	Rider	Nat	Team	Bike	Time	Gap	Rel.	Laps	Speed	
									Avg	Max
1	7 M. SCHEIB	CHI	GRAPHBIKES Easyrace SBK Team	BMW S 1000 RR	1'44.295			4	152,671	267,3
2	35 R. DE ROSA	ITA	Althea BMW Racing Team	BMW S 1000 RR	1'44.398	0.103	0.103	6	152,520	264,7
3	144 L. MAHIAS	FRA	PATA Yamaha Official Stock Team	Yamaha YZF R1	1'44.465	0.170	0.067	9	152,422	264,1
4	2 R. TAMBURINI	ITA	Nuova M2 Racing	Aprilia RSV4 RF	1'44.472	0.177	0.007	7	152,412	268,7
5	121 A. ANDREOZZI	ITA	SK-Racing Team by Barni	Ducati Panigale R	1'44.526	0.231	0.054	8	152,333	263,4
6	11 J. GUARNONI	FRA	Pedercini Racing Kawasaki	Kawasaki ZX-10R	1'44.576	0.281	0.050	8	152,261	264,1
7	84 R. RUSSO	ITA	PATA Yamaha Official Stock Team	Yamaha YZF R1	1'44.722	0.427	0.146	8	152,048	262,8
8	67 B. STARING	AUS	Agro On-Benjan-Kawasaki	Kawasaki ZX-10R	1'44.753	0.458	0.031	9	152,003	262,8
9	74 K. CALIA	ITA	Nuova M2 Racing	Aprilia RSV4 RF	1'44.844	0.549	0.091	8	151,871	265,4
10	54 T. RAZGATLIOGLU	TUR	Kawasaki Puccetti Racing	Kawasaki ZX-10R	1'44.955	0.660	0.111	8	151,711	269,3
11	15 F. SANDI	ITA	Berclaz Racing by MotoXracing	Yamaha YZF R1	1'44.983	0.688	0.028	7	151,670	264,1
12	8 A. NOCCO	ITA	Nuova M2 Racing	Aprilia RSV4 RF	1'44.997	0.702	0.014	8	151,650	261,5
13	5 M. FACCANI	ITA	Triple-M Racing	Ducati Panigale R	1'45.027	0.732	0.030	6	151,607	262,8
14	59 A. MANTOVANI	ITA	Guandalini Racing Yamaha	Yamaha YZF R1	1'45.110	0.815	0.083	9	151,487	263,4
15	36 L. MERCADO	ARG	Aruba.it Racing - Junior Team	Ducati Panigale R	1'45.112	0.817	0.002	2	151,484	262,1
16	77 W. TESSELS	NED	MTM / HS Kawasaki	Kawasaki ZX-10R	1'45.119	0.824	0.007	9	151,474	262,1
17	12 M. RINALDI	ITA	Aruba.it Racing - Junior Team	Ducati Panigale R	1'45.207	0.912	0.088	8	151,347	264,7
18	41 F. D'ANNUNZIO	ITA	FDA Racing Team	BMW S 1000 RR	1'45.257	0.962	0.050	8	151,275	259,6
19	70 L. VITALI	ITA	Team 2R Racing	BMW S 1000 RR	1'45.344	1.049	0.087	8	151,151	263,4
20	43 F. MASSEI	ITA	Team Trasimeno	Yamaha YZF R1	1'45.427	1.132	0.083	8	151,032	261,5
21	83 D. BUCHAN	GBR	Pedercini Racing Kawasaki	Kawasaki ZX-10R	1'45.538	1.243	0.111	6	150,873	262,1
22	3 S. SUCHET	SUI	Berclaz Racing by MotoXracing	Yamaha YZF R1	1'45.864	1.569	0.326	9	150,408	263,4
23	32 M. MOSER	GER	Triple-M Racing	Ducati Panigale R	1'46.137	1.842	0.273	9	150,021	256,5
24	19 J. PUFFE	GER	Agro On-Benjan-Kawasaki	Kawasaki ZX-10R	1'46.240	1.945	0.103	9	149,876	267,3
25	51 E. VIONNET	SUI	Motos Vionnet	BMW S 1000 RR	1'46.329	2.034	0.089	9	149,750	264,7
26	47 R. HARTOG	NED	Team Hartog - Jenik - Against Cancer	Kawasaki ZX-10R	1'46.448	2.153	0.119	9	149,583	262,8
27	13 F. SANCHIONI	ITA	PUNTO MOTO Corse by Clasitaly	Kawasaki ZX-10R	1'47.169	2.874	0.721	8	148,577	259,6
28	26 M. SBAIZ	ITA	BWG Racing	Kawasaki ZX-10R	1'47.331	3.036	0.162	8	148,352	257,8
29	92 B. LEU	SUI	Team Trasimeno	Yamaha YZF R1	1'47.424	3.129	0.093	8	148,224	259,0
30	99 F. CAVALLI	ITA	PUNTO MOTO Corse by Clasitaly	Kawasaki ZX-10R	1'47.737	3.442	0.313	8	147,793	259,6
31	123 L. SALVADORI	ITA	Team Motozoo by MotoXracing	Yamaha YZF R1				0		

AIR	Humidity:	75%	Temp:	18°C
TRACK	Condition:	Dry	Temp:	21°C

Records	Pole (QP)	2016 M.Scheib	1'42.998	154,590	Km/h
	Race	2015 K.Calia	1'44.311	152,650	Km/h
	Circuit (QP)	2016 M.Scheib	1'42.998	154,590	Km/h

These data/results cannot be reproduced, stored and/or transmitted in whole or in part by any manner of electronic, mechanical, photocopying, recording, broadcasting or otherwise now known or herein after developed without the previous express consent by the copyright owner, except for reproduction in daily press and regular printed publications on sale to the public within 60 days of the event related to those data/results and always provided that copyright symbol appears together as follows below.

© DORNA WSBK ORGANIZATION Srl 2016

Start	End	The results are provisional until the end of the time limit for protests and appeals
16/10/2016 10:05	10:22	and the completion of the technical checks.

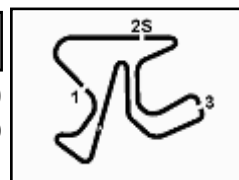
FIAT PERUGIA TIMING



Official Tyre Supplier



Official Timekeeper



Spanish Round, 14-15-16 October 2016

Superstock 1000 - Results Warm Up

Session Highlights

10.05.03		Start
10.10.44	Mercado	Crashed - Turn 6
10.11.04	Mercado	Medical Center
10.13.52	Scheib	On the Gravel - Turn 6
10.22.01		End Of Session

Fastest Laps Sequence

No.	Rider	Nat	Team	Bike	Local Time	Time	Gap	Avg
144	L. MAHIAS	FRA	PATA Yamaha Official Stock Team	Yamaha YZF R1	10:06'56.728	1'52.047		142,108
144	L. MAHIAS	FRA	PATA Yamaha Official Stock Team	Yamaha YZF R1	10:08'41.920	1'45.192	-6.855	151,369
36	L. MERCADO	ARG	Aruba.it Racing - Junior Team	Ducati Panigale R	10:09'39.730	1'45.112	-0.080	151,484
54	T. RAZGATLIOGLU	TUR	Kawasaki Puccetti Racing	Kawasaki ZX-10R	10:10'31.794	1'45.101	-0.011	151,500
7	M. SCHEIB	CHI	GRAPHBIKES Easyrace SBK Team	BMW S 1000 RR	10:11'06.556	1'44.388	-0.713	152,535
7	M. SCHEIB	CHI	GRAPHBIKES Easyrace SBK Team	BMW S 1000 RR	10:12'50.851	1'44.295	-0.093	152,671

These data/results cannot be reproduced, stored and/or transmitted in whole or in part by any manner of electronic, mechanical, photocopying, recording, broadcasting or otherwise now known or herein after developed without the previous express consent by the copyright owner, except for reproduction in daily press and regular printed publications on sale to the public within 60 days of the event related to those data/results and always provided that copyright symbol appears together as follows below.

© DORNA WSBK ORGANIZATION Srl 2016

	Start	End	The results are provisional until the end of the time limit for protests and appeals
16/10/2016	10:05	10:22	and the completion of the technical checks.

FICR PERUGIA TIMING



Official Tyre Supplier



Official Timekeeper

Spanish Round, 14-15-16 October 2016

Superstock 1000 - Best Sector & Speed Warm Up

Jerez 4.423 m

Best Lap

1	7 M. SCHEIB	BMW S 1000 RR	1'44.295
2	35 R. DE ROSA	BMW S 1000 RR	1'44.398
3	144 L. MAHIAS	Yamaha YZF R1	1'44.465
4	2 R. TAMBURINI	Aorilia RSV4 RF	1'44.472
5	121 A. ANDREOZZI	Ducati Panigale R	1'44.526
6	11 J. GUARNONI	Kawasaki ZX-10R	1'44.576
7	84 R. RUSSO	Yamaha YZF R1	1'44.722
8	67 B. STARING	Kawasaki ZX-10R	1'44.753
9	74 K. CALIA	Aorilia RSV4 RF	1'44.844
10	54 T. RAZGATLIOGLU	Kawasaki ZX-10R	1'44.955
11	15 F. SANDI	Yamaha YZF R1	1'44.983
12	8 A. NOCCO	Aorilia RSV4 RF	1'44.997
13	5 M. FACCANI	Ducati Panigale R	1'45.027
14	59 A. MANTOVANI	Yamaha YZF R1	1'45.110
15	36 L. MERCADO	Ducati Panigale R	1'45.112
16	77 W. TESSELS	Kawasaki ZX-10R	1'45.119
17	12 M. RINALDI	Ducati Panigale R	1'45.207
18	41 F. D'ANNUNZIO	BMW S 1000 RR	1'45.257
19	70 L. VITALI	BMW S 1000 RR	1'45.344
20	43 F. MASSEI	Yamaha YZF R1	1'45.427
21	83 D. BUCHAN	Kawasaki ZX-10R	1'45.538
22	3 S. SUCHET	Yamaha YZF R1	1'45.864
23	32 M. MOSER	Ducati Panigale R	1'46.137
24	19 J. PUFFE	Kawasaki ZX-10R	1'46.240
25	51 E. VIONNET	BMW S 1000 RR	1'46.329
26	47 R. HARTOG	Kawasaki ZX-10R	1'46.448
27	13 F. SANCHIONI	Kawasaki ZX-10R	1'47.169
28	26 M. SBAIZ	Kawasaki ZX-10R	1'47.331
29	92 B. LEU	Yamaha YZF R1	1'47.424
30	99 F. CAVALLI	Kawasaki ZX-10R	1'47.737
31	123 L. SALVADORI	Yamaha YZF R1	

Best Sector & Speed

1	54 T. RAZGATLIOGLU	Kawasaki ZX-10R	269.3
2	2 R. TAMBURINI	Aorilia RSV4 RF	268.7
3	7 M. SCHEIB	BMW S 1000 RR	267.3
4	19 J. PUFFE	Kawasaki ZX-10R	267.3
5	74 K. CALIA	Aorilia RSV4 RF	265.4
6	51 E. VIONNET	BMW S 1000 RR	264.7
7	35 R. DE ROSA	BMW S 1000 RR	264.7
8	12 M. RINALDI	Ducati Panigale R	264.7
9	144 L. MAHIAS	Yamaha YZF R1	264.1
10	15 F. SANDI	Yamaha YZF R1	264.1
11	11 J. GUARNONI	Kawasaki ZX-10R	264.1
12	59 A. MANTOVANI	Yamaha YZF R1	263.4
13	70 L. VITALI	BMW S 1000 RR	263.4
14	121 A. ANDREOZZI	Ducati Panigale R	263.4
15	3 S. SUCHET	Yamaha YZF R1	263.4
16	5 M. FACCANI	Ducati Panigale R	262.8
17	47 R. HARTOG	Kawasaki ZX-10R	262.8
18	84 R. RUSSO	Yamaha YZF R1	262.8
19	67 B. STARING	Kawasaki ZX-10R	262.8
20	83 D. BUCHAN	Kawasaki ZX-10R	262.1
21	77 W. TESSELS	Kawasaki ZX-10R	262.1
22	36 L. MERCADO	Ducati Panigale R	262.1
23	8 A. NOCCO	Aorilia RSV4 RF	261.5
24	43 F. MASSEI	Yamaha YZF R1	261.5
25	41 F. D'ANNUNZIO	BMW S 1000 RR	259.6
26	99 F. CAVALLI	Kawasaki ZX-10R	259.6
27	13 F. SANCHIONI	Kawasaki ZX-10R	259.6
28	92 B. LEU	Yamaha YZF R1	259.0
29	26 M. SBAIZ	Kawasaki ZX-10R	257.8
30	32 M. MOSER	Ducati Panigale R	256.5

Seg. 1

1	7 M. SCHEIB	25.938
2	2 R. TAMBURINI	25.973
3	36 L. MERCADO	26.021
4	144 L. MAHIAS	26.021
5	11 J. GUARNONI	26.041
6	84 R. RUSSO	26.061
7	67 B. STARING	26.106
8	35 R. DE ROSA	26.152
9	5 M. FACCANI	26.170
10	77 W. TESSELS	26.189
11	8 A. NOCCO	26.190
12	59 A. MANTOVANI	26.197
13	12 M. RINALDI	26.210
14	83 D. BUCHAN	26.214
15	74 K. CALIA	26.224
16	54 T. RAZGATLIOGLU	26.250
17	15 F. SANDI	26.257
18	121 A. ANDREOZZI	26.261
19	43 F. MASSEI	26.270
20	41 F. D'ANNUNZIO	26.306
21	70 L. VITALI	26.355
22	32 M. MOSER	26.394
23	51 E. VIONNET	26.430
24	3 S. SUCHET	26.439
25	47 R. HARTOG	26.539
26	19 J. PUFFE	26.545
27	92 B. LEU	26.701
28	99 F. CAVALLI	26.801
29	13 F. SANCHIONI	26.909
30	26 M. SBAIZ	27.069

Seg. 2

1	35 R. DE ROSA	15.100
2	2 R. TAMBURINI	15.115
3	7 M. SCHEIB	15.118
4	54 T. RAZGATLIOGLU	15.132
5	59 A. MANTOVANI	15.199
6	121 A. ANDREOZZI	15.220
7	70 L. VITALI	15.237
8	67 B. STARING	15.241
9	74 K. CALIA	15.245
10	144 L. MAHIAS	15.250
11	3 S. SUCHET	15.253
12	43 F. MASSEI	15.256
13	83 D. BUCHAN	15.269
14	11 J. GUARNONI	15.275
15	8 A. NOCCO	15.282
16	15 F. SANDI	15.302
17	77 W. TESSELS	15.304
18	36 L. MERCADO	15.320
19	47 R. HARTOG	15.326
20	5 M. FACCANI	15.347
21	51 E. VIONNET	15.355
22	84 R. RUSSO	15.357
23	12 M. RINALDI	15.359
24	19 J. PUFFE	15.364
25	41 F. D'ANNUNZIO	15.403
26	13 F. SANCHIONI	15.405
27	99 F. CAVALLI	15.478
28	92 B. LEU	15.531
29	32 M. MOSER	15.552
30	26 M. SBAIZ	15.667

Seg. 3

1	7 M. SCHEIB	31.055
2	11 J. GUARNONI	31.078
3	121 A. ANDREOZZI	31.090
4	2 R. TAMBURINI	31.106
5	36 L. MERCADO	31.114
6	5 M. FACCANI	31.126
7	54 T. RAZGATLIOGLU	31.145
8	35 R. DE ROSA	31.182
9	144 L. MAHIAS	31.188
10	8 A. NOCCO	31.220
11	67 B. STARING	31.251
12	41 F. D'ANNUNZIO	31.262
13	12 M. RINALDI	31.304
14	84 R. RUSSO	31.316
15	77 W. TESSELS	31.367
16	32 M. MOSER	31.376
17	74 K. CALIA	31.399
18	15 F. SANDI	31.426
19	59 A. MANTOVANI	31.441
20	3 S. SUCHET	31.501
21	83 D. BUCHAN	31.504
22	43 F. MASSEI	31.514
23	70 L. VITALI	31.577
24	19 J. PUFFE	31.721
25	51 E. VIONNET	31.726
26	47 R. HARTOG	31.779
27	13 F. SANCHIONI	32.017
28	26 M. SBAIZ	32.045
29	92 B. LEU	32.161
30	99 F. CAVALLI	32.190

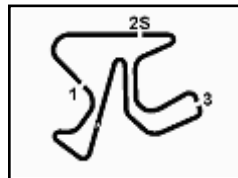
Seg. 4

1	144 L. MAHIAS	31.831
2	67 B. STARING	31.851
3	35 R. DE ROSA	31.917
4	15 F. SANDI	31.938
5	121 A. ANDREOZZI	31.955
6	11 J. GUARNONI	31.960
7	54 T. RAZGATLIOGLU	31.972
8	74 K. CALIA	31.975
9	84 R. RUSSO	31.988
10	7 M. SCHEIB	32.001
11	77 W. TESSELS	32.039
12	2 R. TAMBURINI	32.054
13	36 L. MERCADO	32.071
14	59 A. MANTOVANI	32.076
15	41 F. D'ANNUNZIO	32.081
16	8 A. NOCCO	32.115
17	3 S. SUCHET	32.156
18	70 L. VITALI	32.175
19	83 D. BUCHAN	32.178
20	5 M. FACCANI	32.181
21	12 M. RINALDI	32.209
22	43 F. MASSEI	32.271
23	19 J. PUFFE	32.333
24	26 M. SBAIZ	32.530
25	32 M. MOSER	32.549
26	51 E. VIONNET	32.568
27	47 R. HARTOG	32.573
28	13 F. SANCHIONI	32.730
29	92 B. LEU	32.765
30	99 F. CAVALLI	33.013

16/10/2016

These data/results cannot be reproduced, stored and/or transmitted in whole or in part by any manner of electronic, mechanical, photocopying, recording, broadcasting or otherwise now known or herein after developed without the previous express consent by the copyright owner, except for reproduction in daily press and regular printed publications on sale to the public within 60 days of the event related to those data/results and always provided that copyright symbol appears together as follows below.

© DORNA WSBK ORGANIZATION Srl 2016



Jerez 4.423 m

1 / 1

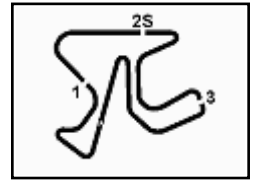
Spanish Round, 14-15-16 October 2016

Superstock 1000 - Ideal Times Warm Up

No.	Rider	Nat	Bike	Seg. 1	Seg. 2	Seg. 3	Seg. 4	Ideal Time			
				Diff. 1	Diff. 2	Diff. 3	Diff. 4	Best Lap	Pos.	Diff.	
1	7 M. SCHEIB	CHI	BMW S 1000 RR	25.938	15.118 0.033	31.055	32.001 0.150	1'44.112	1'44.295	2	0.183
2	2 R. TAMBURINI	ITA	Aprilia RSV4 RF	25.973	15.115 0.128	31.106 0.047	32.054 0.049	1'44.248	1'44.472	5	0.224
3	144 L. MAHIAS	FRA	Yamaha YZF R1	26.021 0.118	15.250 0.053	31.188	31.831 0.004	1'44.290	1'44.465	4	0.175
4	35 R. DE ROSA	ITA	BMW S 1000 RR	26.152 0.042	15.100	31.182	31.917 0.005	1'44.351	1'44.398	3	0.047
5	11 J. GUARNONI	FRA	Kawasaki ZX-10R	26.041 0.050	15.275 0.067	31.078 0.021	31.960 0.084	1'44.354	1'44.576	7	0.222
6	67 B. STARING	AUS	Kawasaki ZX-10R	26.106 0.230	15.241 0.048	31.251 0.026	31.851	1'44.449	1'44.753	9	0.304
7	54 T. RAZGATLIOGLU	TUR	Kawasaki ZX-10R	26.250 0.060	15.132	31.145 0.396	31.972	1'44.499	1'44.955	11	0.456
8	36 L. MERCADO	ARG	Ducati Panigale R	26.021 0.502	15.320 0.084	31.114	32.071	1'44.526	1'45.112	16	0.586
9	121 A. ANDREOZZI	ITA	Ducati Panigale R	26.261	15.220	31.090	31.955	1'44.526	1'44.526	6	0.000
10	84 R. RUSSO	ITA	Yamaha YZF R1	26.061	15.357	31.316	31.988	1'44.722	1'44.722	8	0.000
11	8 A. NOCCO	ITA	Aprilia RSV4 RF	26.190 0.022	15.282 0.094	31.220	32.115 0.074	1'44.807	1'44.997	13	0.190
12	5 M. FACCANI	ITA	Ducati Panigale R	26.170	15.347 0.084	31.126 0.118	32.181 0.001	1'44.824	1'45.027	14	0.203
13	74 K. CALIA	ITA	Aprilia RSV4 RF	26.224	15.245	31.399	31.975 0.001	1'44.843	1'44.844	10	0.001
14	77 W. TESSELS	NED	Kawasaki ZX-10R	26.189	15.304	31.367 0.067	32.039 0.153	1'44.899	1'45.119	17	0.220
15	59 A. MANTOVANI	ITA	Yamaha YZF R1	26.197	15.199 0.197	31.441	32.076	1'44.913	1'45.110	15	0.197
16	15 F. SANDI	ITA	Yamaha YZF R1	26.257 0.060	15.302	31.426	31.938	1'44.923	1'44.983	12	0.060
17	41 F. D'ANNUNZIO	ITA	BMW S 1000 RR	26.306	15.403 0.006	31.262	32.081 0.199	1'45.052	1'45.257	19	0.205
18	12 M. RINALDI	ITA	Ducati Panigale R	26.210	15.359 0.060	31.304 0.020	32.209 0.045	1'45.082	1'45.207	18	0.125
19	83 D. BUCHAN	GBR	Kawasaki ZX-10R	26.214 0.088	15.269 0.173	31.504 0.027	32.178 0.085	1'45.165	1'45.538	22	0.373
20	43 F. MASSEI	ITA	Yamaha YZF R1	26.270 0.074	15.256 0.042	31.514	32.271	1'45.311	1'45.427	21	0.116
21	70 L. VITALI	ITA	BMW S 1000 RR	26.355	15.237	31.577	32.175	1'45.344	1'45.344	20	0.000
22	3 S. SUCHET	SUI	Yamaha YZF R1	26.439 0.062	15.253 0.137	31.501 0.316	32.156	1'45.349	1'45.864	23	0.515
23	32 M. MOSER	GER	Ducati Panigale R	26.394 0.143	15.552	31.376	32.549 0.123	1'45.871	1'46.137	24	0.266
24	19 J. PUFFE	GER	Kawasaki ZX-10R	26.545 0.200	15.364 0.013	31.721	32.333 0.064	1'45.963	1'46.240	25	0.277
25	51 E. VIONNET	SUI	BMW S 1000 RR	26.430	15.355 0.210	31.726	32.568 0.040	1'46.079	1'46.329	26	0.250
26	47 R. HARTOG	NED	Kawasaki ZX-10R	26.539	15.326 0.028	31.779 0.161	32.573 0.042	1'46.217	1'46.448	27	0.231
27	13 F. SANCHIONI	ITA	Kawasaki ZX-10R	26.909	15.405	32.017	32.730 0.108	1'47.061	1'47.169	28	0.108
28	92 B. LEU	SUI	Yamaha YZF R1	26.701 0.112	15.531 0.061	32.161	32.765 0.093	1'47.158	1'47.424	30	0.266
29	26 M. SBAIZ	ITA	Kawasaki ZX-10R	27.069	15.667 0.020	32.045	32.530	1'47.311	1'47.331	29	0.020
30	99 F. CAVALLI	ITA	Kawasaki ZX-10R	26.801 0.184	15.478	32.190	33.013 0.071	1'47.482	1'47.737	31	0.255
Overall Ideal Time				25.938	15.100	31.055	31.831	1'43.924			

16/10/2016

These data/results cannot be reproduced, stored and/or transmitted in whole or in part by any manner of electronic, mechanical, photocopying, recording, broadcasting or otherwise now known or herein after developed without the previous express consent by the copyright owner, except for reproduction in daily press and regular printed publications on sale to the public within 60 days of the event related to those data/results and always provided that copyright symbol appears together as follows below.
© DORNA WSBK ORGANIZATION Srl 2016



Spanish Round, 14-15-16 October 2016

Superstock 1000 - Chronological Analysis Warm Up

Jerez 4.423 m

1 / 3

1° 7 M. SCHEIB (1'44.295)							
Lap	Seq. 1	Seq. 2	Seq. 3	Seq. 4	Lap Time	km/h	Local Time
							10:05'38.325
1	37.153	15.794	32.139	32.745	1'57.831 P	260.2	10:07'36.156
2	26.118	15.361	32.234	32.299	1'46.012	267.3	10:09'22.168
3	26.052	15.118	31.217	32.001	1'44.388	264.7	10:11'06.556
4	25.938	15.151	31.055	32.151	1'44.295	263.4	10:12'50.851

2° 35 R. DE ROSA (1'44.398)							
Lap	Seq. 1	Seq. 2	Seq. 3	Seq. 4	Lap Time	km/h	Local Time
							10:06'39.149
1	33.069	16.060	32.664	3'23.012	4'44.805 P	251.7	10:11'23.954
2	33.603	15.431	31.483	32.173	1'52.690 P	264.7	10:13'16.644
3	26.194	15.100	31.182	31.922	1'44.398	262.8	10:15'01.042
4	26.152	15.163	31.758	31.917	1'44.990	264.7	10:16'46.032
5	26.282	15.192	31.328	31.980	1'44.782	264.7	10:18'30.814
6	26.340	15.157	31.326	31.998	1'44.821	264.1	10:20'15.635

3° 144 L. MAHIAS (1'44.465)							
Lap	Seq. 1	Seq. 2	Seq. 3	Seq. 4	Lap Time	km/h	Local Time
							10:05'04.681
1	31.584	15.668	32.164	32.631	1'52.047 P	256.5	10:06'56.728
2	26.463	15.267	31.439	32.023	1'45.192	264.1	10:08'41.920
3	26.439	15.250	31.554	31.929	1'45.172	261.5	10:10'27.092
4	26.182	15.323	31.556	32.123	1'45.184	262.1	10:12'12.276
5	26.139	15.303	31.188	31.835	1'44.465	261.5	10:13'56.741
6	26.021	15.265	31.334	32.024	1'44.644	259.6	10:15'41.385
7	26.200	15.296	31.257	31.900	1'44.653	260.2	10:17'26.038
8	26.082	15.369	31.427	32.040	1'44.918	256.5	10:19'10.956
9	26.251	15.293	31.418	31.831	1'44.793	262.1	10:20'55.749

4° 2 R. TAMBURINI (1'44.472)							
Lap	Seq. 1	Seq. 2	Seq. 3	Seq. 4	Lap Time	km/h	Local Time
							10:05'23.475
1	44.589	16.765	35.200	34.803	2'11.357 P	241.1	10:07'34.832
2	27.319	15.418	32.705	32.411	1'47.853	268.0	10:09'22.685
3	26.292	15.115	31.236	32.182	1'44.825	268.7	10:11'07.510
4	26.171	15.179	31.234	2'21.162	3'33.746 P	266.0	10:14'41.256
5	35.789	15.293	31.878	32.604	1'55.564 P	267.3	10:16'36.820
6	26.119	15.282	31.106	32.054	1'44.561	262.8	10:18'21.381
7	25.973	15.243	31.153	32.103	1'44.472	266.7	10:20'05.853

5° 121 A. ANDREOZZI (1'44.526)							
Lap	Seq. 1	Seq. 2	Seq. 3	Seq. 4	Lap Time	km/h	Local Time
							10:05'06.160
1	36.391	16.588	33.901	34.402	2'01.282 P	215.6	10:07'07.442
2	26.626	15.220	35.741	32.251	1'49.838	263.4	10:08'57.280
3	27.010	15.269	31.521	1'54.940	3'08.740 P	260.9	10:12'06.020
4	33.075	15.509	31.393	32.042	1'52.019 P	259.6	10:13'58.039
5	26.261	15.220	31.090	31.955	1'44.526	262.8	10:15'42.565
6	26.300	15.240	31.174	32.021	1'44.735	259.6	10:17'27.300
7	26.323	15.299	31.532	32.231	1'45.385	259.0	10:19'12.685
8	30.984	17.204	39.521	35.661	2'03.370	232.8	10:21'16.055

6° 11 J. GUARNONI (1'44.576)							
Lap	Seq. 1	Seq. 2	Seq. 3	Seq. 4	Lap Time	km/h	Local Time
							10:05'38.634
1	38.144	16.223	34.128	34.851	2'03.346 P	243.8	10:07'41.980
2	27.724	16.895	32.779	34.379	1'51.777	244.9	10:09'33.757
3	26.159	15.360	31.217	31.960	1'44.696	259.6	10:11'18.453
4	26.148	15.294	31.147	32.015	1'44.604	260.9	10:13'03.057
5	27.193	15.410	31.718	32.385	1'46.706	264.1	10:14'49.763
6	26.213	15.371	31.078	32.152	1'44.814	257.8	10:16'34.577
7	26.091	15.342	31.099	32.044	1'44.576	259.6	10:18'19.153
8	26.041	15.275	31.331	32.023	1'44.670	260.9	10:20'03.823

7° 84 R. RUSSO (1'44.722)							
Lap	Seq. 1	Seq. 2	Seq. 3	Seq. 4	Lap Time	km/h	Local Time
							10:05'21.938
1	38.106	18.987	35.648	35.826	2'08.567 P	175.0	10:07'30.505
2	26.424	15.762	31.408	32.308	1'45.902	259.0	10:09'16.407
3	26.140	15.419	31.810	32.035	1'45.404	261.5	10:11'01.811

4	26.061	15.357	31.316	31.988	1'44.722	260.9	10:12'46.533
5	28.840	16.815	33.232	32.371	1'51.258	206.1	10:14'37.791
6	26.103	15.423	31.482	32.273	1'45.281	262.8	10:16'23.072
7	27.462	15.699	32.245	1'37.794	2'53.200 P	259.6	10:19'16.272
8	32.851	15.713	32.188	32.161	1'52.913 P	262.8	10:21'09.185

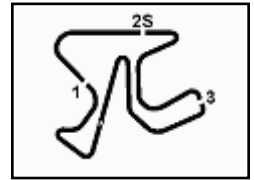
8° 67 B. STARING (1'44.753)							
Lap	Seq. 1	Seq. 2	Seq. 3	Seq. 4	Lap Time	km/h	Local Time
							10:05'05.322
1	34.506	16.415	33.660	32.809	1'57.390 P	238.4	10:07'02.712
2	26.654	15.491	31.854	32.133	1'46.132	262.8	10:08'48.844
3	26.235	15.319	32.613	32.174	1'46.341	261.5	10:10'35.185
4	26.255	15.241	31.539	32.385	1'45.420	262.1	10:12'20.605
5	26.245	15.370	31.344	31.923	1'44.882	257.1	10:14'05.487
6	26.356	15.352	31.251	32.135	1'45.094	261.5	10:15'50.581
7	26.336	15.289	31.277	31.851	1'44.753	261.5	10:17'35.334
8	26.106	15.279	31.443	32.149	1'44.977	262.8	10:19'20.311
9	26.426	15.534	31.557	32.151	1'45.668	259.0	10:21'05.979

9° 74 K. CALIA (1'44.844)							
Lap	Seq. 1	Seq. 2	Seq. 3	Seq. 4	Lap Time	km/h	Local Time
							10:05'21.388
1	38.041	17.188	36.973	32.840	2'05.042 P	250.6	10:07'26.430
2	26.789	15.427	31.677	32.350	1'46.243	264.7	10:09'12.673
3	26.371	15.291	31.677	31.975	1'45.314	262.1	10:10'57.987
4	26.285	15.341	31.585	32.020	1'45.231	265.4	10:12'43.218
5	28.541	15.456	32.866	1'11.593	2'28.456 P	264.7	10:15'11.674
6	33.416	15.511	31.615	32.106	1'52.648 P	261.5	10:17'04.322
7	26.224	15.245	31.399	31.976	1'44.977	264.7	10:19'20.311
8	26.246	15.343	31.581	32.140	1'45.310	262.8	10:20'34.476

10° 54 T. RAZGATLIOGLU (1'44.955)							
Lap	Seq. 1	Seq. 2	Seq. 3	Seq. 4	Lap Time	km/h	Local Time
							10:05'06.066
1	33.352	16.166	32.994	32.491	1'55.003 P	262.1	10:07'01.069
2	26.331	15.391	31.423	32.479	1'45.624	268.0	10:08'46.693
3	26.442	15.420	31.145	32.094	1'45.101	264.1	10:10'31.794
4	26.310	15.132	31.541	31.972	1'44.955	269.3	10:12'16.749
5	26.492	15.263	31.825	1'17.510	2'31.090 P	266.7	10:14'47.839
6	30.985	15.309	31.459	32.332	1'50.085 P	266.7	10:16'37.924
7	26.325	15.263	31.298	32.094	1'44.980	265.4	10:18'22.904
8	26.250	15.438	31.261	32.502	1'45.451	261.5	10:20'08.355

11° 15 F. SANDI (1'44.983)							
Lap	Seq. 1	Seq. 2	Seq. 3	Seq. 4	Lap Time	km/h	Local Time
							10:05'22.543
1	37.689	19.087	35.667	40.260	2'12.703 P	170.9	10:07'35.246
2	27.007	15.688	32.660	32.403	1'47.758	264.1	10:09'23.004
3	26.317	15.302	31.426	31.938	1'44.983	264.1	10:11'07.987
4	26.257	15.375	31.736	3'16.364	4'29.732 P	257.1	10:15'37.719
5	53.227	16.750	32.253	46.607	2'28.837 P	257.8	10:18'06.556
6	26.804	15.516	31.933	32.727	1'46.980	260.2	10:19'53.536
7	26.334	15.458	31.743	32.240	1'45.775	261.5	10:21'39.311

12° 8 A. NOCCO (1'44.997)							
Lap	Seq. 1	Seq. 2	Seq. 3	Seq. 4	Lap Time	km/h	Local Time
							10:05'15.875
1	34.944	16.229	31.964	32.434	1'55.571 P	254.7	10:07'11.446
2	26.338	15.393	31.403	32.122	1'45.256	259.6	10:08'56.702
3	26.413	15.286	31.822	32.475	1'45.996	261.5	10:10'42.698</



Spanish Round, 14-15-16 October 2016

Superstock 1000 - Chronological Analysis Warm Up

26° 47 R. HARTOG (1'46.448)

Lap	Seq. 1	Seq. 2	Seq. 3	Seq. 4	Lap Time	km/h	Local Time
							10:05'09.063
1	34.189	15.949	32.908	32.986	1'56.032 P	259.0	10:07'05.095
2	27.042	15.536	32.414	32.723	1'47.715	261.5	10:08'52.810
3	26.539	15.354	31.940	32.615	1'46.448	262.8	10:10'39.258
4	26.576	15.432	31.953	32.769	1'46.730	262.1	10:12'25.988
5	26.630	15.332	31.882	32.641	1'46.485	261.5	10:14'12.473
6	26.745	15.679	31.779	32.934	1'47.137	257.1	10:15'59.610
7	26.847	15.719	34.184	32.753	1'49.503	260.9	10:17'49.113
8	26.781	15.446	31.937	32.573	1'46.737	261.5	10:19'35.850
9	26.676	15.326	31.935	32.973	1'46.910	262.1	10:21'22.760

27° 13 F. SANCHIONI (1'47.169)

Lap	Seq. 1	Seq. 2	Seq. 3	Seq. 4	Lap Time	km/h	Local Time
							10:05'22.967
1	38.164	17.190	36.121	37.655	2'09.130 P	239.5	10:07'32.097
2	27.722	15.758	36.077	33.228	1'52.785	257.8	10:09'24.882
3	27.235	15.641	32.386	33.164	1'48.426	257.8	10:11'13.308
4	27.297	15.664	32.302	32.879	1'48.142	257.1	10:13'01.450
5	27.181	15.731	32.446	32.910	1'48.268	257.1	10:14'49.718
6	26.909	15.405	32.017	32.838	1'47.169	259.6	10:16'36.887
7	27.147	15.487	32.286	32.730	1'47.650	254.1	10:18'24.537
8	27.111	15.756	32.727	33.290	1'48.884	255.3	10:20'13.421

28° 26 M. SBAIZ (1'47.331)

Lap	Seq. 1	Seq. 2	Seq. 3	Seq. 4	Lap Time	km/h	Local Time
							10:05'07.622
1	40.882	19.427	41.123	37.250	2'18.682 P	180.3	10:07'26.304
2	29.825	16.487	33.294	33.495	1'53.101	253.5	10:09'19.405
3	27.694	15.982	37.571	33.054	1'54.301	253.5	10:11'13.706
4	27.124	15.667	32.627	32.688	1'48.106	257.8	10:13'01.812
5	27.689	15.880	32.885	32.976	1'49.430	248.3	10:14'51.242
6	27.069	15.687	32.045	32.530	1'47.331	254.1	10:16'38.573
7	27.600	16.259	35.507	35.027	1'54.393	246.6	10:18'32.966
8	27.923	16.447	33.239	33.297	1'50.906	248.8	10:20'23.872

29° 92 B. LEU (1'47.424)

Lap	Seq. 1	Seq. 2	Seq. 3	Seq. 4	Lap Time	km/h	Local Time
							10:05'17.446
1	36.606	17.173	35.017	34.941	2'03.737 P	226.9	10:07'21.183
2	27.763	15.885	36.403	33.286	1'53.337	257.1	10:09'14.520
3	27.133	15.701	32.575	33.193	1'48.602	258.4	10:11'03.122
4	27.231	15.590	32.251	33.210	1'48.282	259.0	10:12'51.404
5	26.893	15.656	32.429	32.765	1'47.743	258.4	10:14'39.147
6	26.701	15.531	32.801	32.964	1'47.997	258.4	10:16'27.144
7	26.909	15.736	33.377	34.212	1'50.234	257.8	10:18'17.378
8	26.813	15.592	32.161	32.858	1'47.424	256.5	10:20'04.802

30° 99 F. CAVALLI (1'47.737)

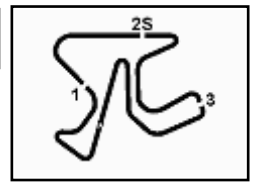
Lap	Seq. 1	Seq. 2	Seq. 3	Seq. 4	Lap Time	km/h	Local Time
							10:05'11.026
1	41.105	16.547	33.751	39.384	2'10.787 P	252.3	10:07'21.813
2	27.608	15.628	32.621	33.465	1'49.322	259.6	10:09'11.135
3	27.175	15.573	37.370	33.263	1'53.381	255.9	10:11'04.516
4	27.194	15.550	32.631	33.013	1'48.388	257.1	10:12'52.904
5	27.099	15.553	44.341	33.240	2'00.233	257.8	10:14'53.137
6	26.985	15.478	32.190	33.084	1'47.737	257.8	10:16'40.874
7	26.801	15.493	32.469	33.251	1'48.014	257.8	10:18'28.888
8	33.701	16.932	37.324	38.050	2'06.007	223.1	10:20'34.895

P = Pits In/Out - C = Lap-Time Cancelled

These data/results cannot be reproduced, stored and/or transmitted in whole or in part by any manner of electronic, mechanical, photocopying, recording, broadcasting or otherwise now known or herein after developed without the previous express consent by the copyright owner, except for reproduction in daily press and regular printed publications on sale to the public within 60 days of the event related to those data/results and always provided that copyright symbol appears together as follows below.

© DORNA WSBK ORGANIZATION Srl 2016





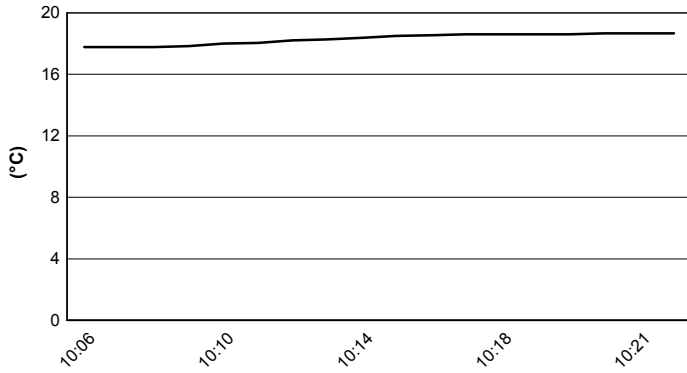
Jerez 4.423 m

Spanish Round, 14-15-16 October 2016

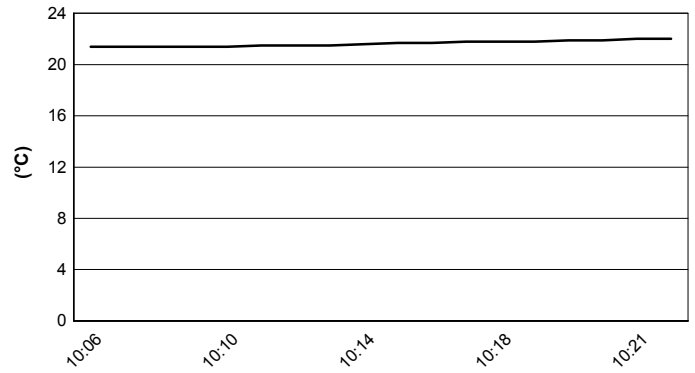
Superstock 1000 - Weather Report Warm Up

Session started 10:05 Session ended 10:22

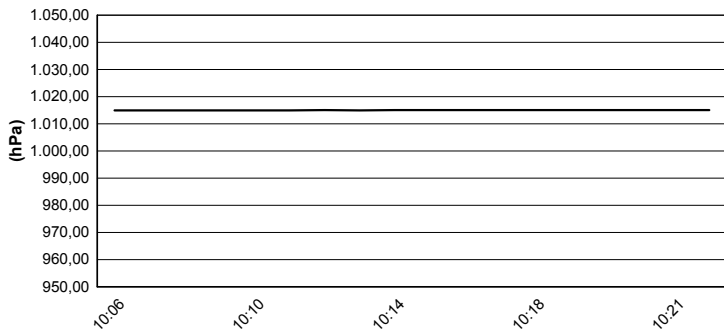
Air Temperature



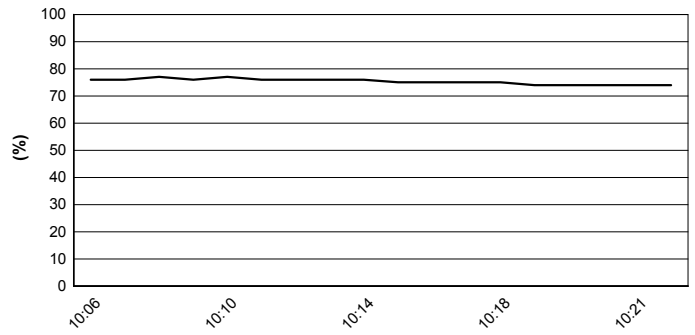
Track Temperature



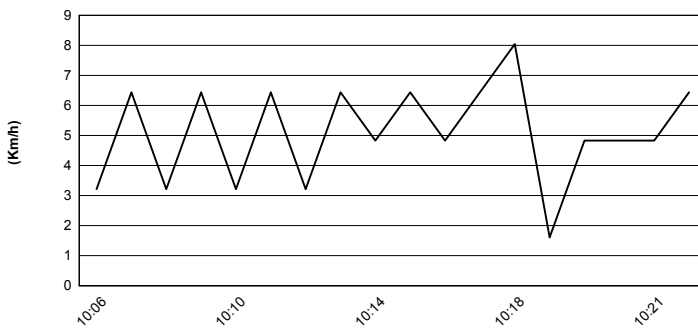
Air Pressure



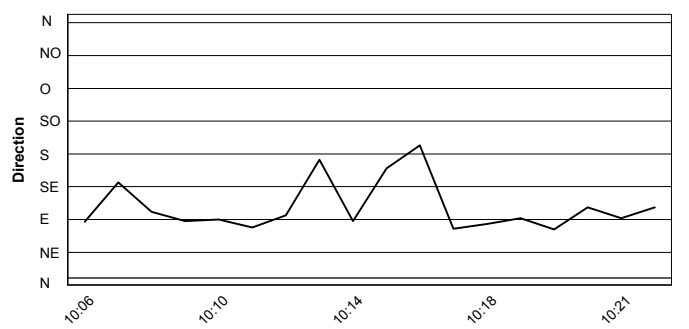
Humidity



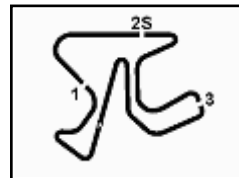
Wind Speed



Wind Direction



These data/results cannot be reproduced, stored and/or transmitted in whole or in part by any manner of electronic, mechanical, photocopying, recording, broadcasting or otherwise now known or herein after developed without the previous express consent by the copyright owner, except for reproduction in daily press and regular printed publications on sale to the public within 60 days of the event related to those data/results and always provided that copyright symbol appears together as follows below.
© DORNA WSBK ORGANIZATION Srl 2016



Jerez 4.423 m

Spanish Round, 14-15-16 October 2016

Superstock 1000 - Starting Grid

15 Laps x 4,423 km = 66,345 km

1	2 TAMBURINI R. Aprilia 1'43.718	2	84 RUSSO R. Yamaha 1'43.769	3	35 DE ROSA R. BMW 1'43.871
2	7 SCHEIB M. BMW 1'42.998	4	144 MAHIAS L. Yamaha 1'43.974	5	12 RINALDI M. Ducati 1'44.084
3	11 GUARNONI J. Kawasaki 1'44.093	7	8 NOCCO A. Aprilia 1'44.124	8	36 MERCADO L. Ducati 1'44.214
4	74 CALIA K. Aprilia 1'44.269	10	5 FACCANI M. Ducati 1'44.404	11	123 SALVADORI L. Yamaha 1'44.570
5	15 SANDI F. Yamaha 1'44.594	13	59 MANTOVANI A. Yamaha 1'44.714	14	67 STARING B. Kawasaki 1'44.862
6	83 BUCHAN D. Kawasaki 1'44.979	16	54 RAZGATLIOGLU T. Kawasaki 1'45.024	15	41 D'ANNUNZIO F. BMW 1'45.127
7	121 ANDREOZZI A. Ducati 1'45.167	19	77 TESELS W. Kawasaki 1'45.283	17	70 VITALI L. BMW 1'45.308
8	32 MOSE R. Ducati 1'45.332	20	3 SUCHET S. Yamaha 1'45.396	18	43 MASSEI F. Yamaha 1'45.532
9	47 HARTOG R. Kawasaki 1'45.573	22	51 VIONNET E. BMW 1'45.924	21	19 PUFFE J. Kawasaki 1'46.377
10	13 SANCHIONI F. Kawasaki 1'47.302	24	99 CAVALLI F. Kawasaki 1'47.325	22	26 SBAIZ M. Kawasaki 1'47.645
11	92 LEU B. Yamaha 1'47.822	26		23	

N. 7 (Scheib M.) has been penalized of 3 grid positions (Art. 2.6.10.6.f)
N. 16 (Black G.) and N. 24 (Kennedy J.) and N. 44 (Tucci A.) have been declared Unfit after QP

Jury President Race Director

These data/results cannot be reproduced, stored and/or transmitted in whole or in part by any manner of electronic, mechanical, photocopying, recording, broadcasting or otherwise now known or herein after developed without the previous express consent by the copyright owner, except for reproduction in daily press and regular printed publications on sale to the public within 60 days of the event related to those data/results and always provided that copyright symbol appears together as follows below.

© DORNA WSBK ORGANIZATION Srl 2016

