38

WorldSBK

102/12

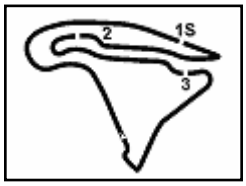

Magny-Cours 4.411 m

French Round, 30 September 1-2 October 2016

World Superbike - Chronological Analysis Race 1

Start at 13:00'59.648

7 C. DAVIES (1'44.175)

Lap	Seg. 1	Seg. 2	Seg. 3	Seg. 4	Lap Time	km/h	Local Time
1	35.279	27.530	29.527	30.331	2'02.667	216.4	13:03'02.315
2	35.821	26.727	28.516	29.752	2'00.816	238.9	13:05'03.131
3	35.285	26.259	28.242	29.091	1'58.877	239.5	13:07'02.008
4	34.537	25.894	27.916	28.683	1'57.030	244.9	13:08'59.038
5	34.098	25.568	27.488	28.691	1'55.845	241.6	13:10'54.883
6	33.947	25.119	27.085	28.152	1'54.303	250.0	13:12'49.186
7	33.469	24.715	27.130	28.578	1'53.892	247.1	13:14'43.078
8	33.345	24.705	26.779	28.257	1'53.086	246.0	13:16'36.164
9	33.147	24.213	26.461	27.820	1'51.641	244.3	13:18'27.805
10	32.750	24.330	26.287	27.606	1'50.973	253.5	13:20'18.778
11	32.286	24.188	26.215	27.381	1'50.070	255.3	13:22'08.848
12	31.808	23.729	25.726	27.385	1'48.648	262.1	13:23'57.496
13	31.924	23.954	25.467	27.122	1'48.467	255.3	13:25'45.963
14	31.549	23.393	25.444	26.975	1'47.361	258.4	13:27'33.324
15	31.340	23.456	24.963	26.806	1'46.565	259.0	13:29'19.889
16	31.056	23.044	25.112	26.600	1'45.812	261.5	13:31'05.701
17	31.356	22.859	24.793	26.669	1'45.677	264.1	13:32'51.378
18	30.921	**22.725**	25.521	26.518	1'45.685	265.4	13:34'37.063
19	31.029	22.943	24.675	26.326	1'44.973	**268.7**	13:36'22.036
20	**30.769**	22.818	**24.278**	**26.310**	**1'44.175**	268.0	13:38'06.211
21	30.960	23.024	24.292	27.093	1'45.369	260.2	13:39'51.580

1 J. REA (1'42.156)

Lap	Seg. 1	Seg. 2	Seg. 3	Seg. 4	Lap Time	km/h	Local Time
1	33.068	25.600	27.261	29.202	1'55.131	232.8	13:02'54.779
2	34.272	25.451	26.934	28.948	1'55.605	248.8	13:04'50.384
3	34.092	25.266	26.752	28.967	1'55.077	248.8	13:06'45.461
4	33.895	25.379	26.205	28.840	1'54.319	243.2	13:08'39.780
5	33.996	25.039	26.375	28.900	1'54.310	247.1	13:10'34.090
6	33.905	24.855	26.345	28.839	1'53.944	247.7	13:12'28.034
7	33.742	24.813	26.026	28.744	1'53.325	246.6	13:14'21.359
8	33.853	25.098	26.519	28.935	1'54.405	240.0	13:16'15.764
9	33.616	25.017	26.395	29.216	1'54.244	255.3	13:18'10.008
10	33.862	24.783	25.999	28.842	1'53.486	251.7	13:20'03.494
11	33.115	24.590	25.821	31.167	1'54.693 P	254.7	13:21'58.187
12	1'21.790	24.053	26.006	27.236	2'39.085 P	257.8	13:24'37.272
13	31.093	22.994	24.299	26.485	1'44.871	272.0	13:26'22.143
14	30.791	22.667	24.055	26.407	1'43.920	274.1	13:28'06.063
15	30.826	22.626	24.027	26.847	1'44.326	273.4	13:29'50.389
16	**30.245**	22.683	23.836	26.848	1'43.612	268.7	13:31'34.001
17	30.582	22.536	23.778	27.609	1'44.505	268.7	13:33'18.506
18	30.681	22.603	**23.356**	**26.016**	1'42.656	274.1	13:35'01.162
19	30.331	22.326	23.388	26.111	**1'42.156**	283.5	13:36'43.318
20	30.394	22.293	24.029	26.488	1'43.204	**286.5**	13:38'26.522
21	30.425	**22.218**	24.014	26.432	1'43.089	283.5	13:40'09.611

60 M. VAN DER MARK (1'42.442)

Lap	Seg. 1	Seg. 2	Seg. 3	Seg. 4	Lap Time	km/h	Local Time
1	33.845	25.781	27.031	29.190	1'55.847	240.0	13:02'55.495
2	33.841	25.554	26.762	29.140	1'55.297	241.6	13:04'50.792
3	33.814	25.572	26.783	29.428	1'55.597	242.7	13:06'46.389
4	33.936	25.337	27.278	29.430	1'55.981	251.2	13:08'42.370
5	33.952	25.383	26.890	29.009	1'55.234	250.6	13:10'37.604
6	33.632	24.978	26.809	29.125	1'54.544	259.0	13:12'32.148
7	33.924	24.916	26.811	29.171	1'54.822	260.9	13:14'26.970
8	33.711	24.767	26.910	30.668	1'56.056 P	263.4	13:16'23.026
9	1'15.644	24.532	26.755	27.732	2'34.663 P	261.5	13:18'57.689
10	32.513	23.997	26.248	27.555	1'50.313	266.7	13:20'48.002
11	32.032	23.391	25.258	27.127	1'47.808	277.6	13:22'35.810
12	31.125	23.061	25.108	27.074	1'46.368	274.8	13:24'22.178
13	31.363	23.272	25.290	27.099	1'47.024	275.5	13:26'09.202
14	31.011	22.929	24.597	26.619	1'45.156	275.5	13:27'54.358
15	30.541	23.199	24.553	26.497	1'44.790	275.5	13:29'39.148
16	30.895	23.023	25.644	26.716	1'46.278	276.2	13:31'25.426
17	30.591	22.739	24.202	26.237	1'43.769	277.6	13:33'09.195
18	30.288	22.441	24.204	26.444	1'43.377	**282.7**	13:34'52.572
19	30.367	22.423	23.989	26.360	1'43.139	**282.7**	13:36'35.711
20	30.303	22.480	24.447	**26.068**	1'43.298	281.3	13:38'19.009
21	**30.169**	**22.323**	**23.880**	26.070	**1'42.442**	**282.7**	13:40'01.451

32 L. SAVADORI (1'48.246)

Lap	Seg. 1	Seg. 2	Seg. 3	Seg. 4	Lap Time	km/h	Local Time
1	34.744	25.742	27.145	29.322	1'56.953	223.6	13:02'56.601
2	34.354	25.560	26.563	28.751	1'55.228	241.6	13:04'51.829
3	34.234	25.248	26.635	28.871	1'54.988	248.8	13:06'46.817
4	34.380	25.192	26.765	28.904	1'55.241	241.6	13:08'42.058
5	34.028	25.041	26.720	28.705	1'54.494	237.9	13:10'36.552
6	33.569	24.806	26.278	28.572	1'53.225	249.4	13:12'29.777
7	33.935	24.920	26.351	28.660	1'53.866	252.9	13:14'23.643
8	33.545	24.467	26.191	28.604	1'52.807	249.4	13:16'16.450
9	33.656	24.694	26.600	28.778	1'53.728	252.9	13:18'10.178
10	33.463	24.456	26.231	28.783	1'52.933	256.5	13:20'03.111
11	33.514	24.164	25.985	28.310	1'51.973	259.0	13:21'55.084
12	32.915	24.086	25.912	28.072	1'50.985	260.2	13:23'46.069
13	32.794	23.950	25.579	27.937	1'50.260	269.3	13:25'36.329
14	32.882	23.957	25.825	28.111	1'50.775	257.1	13:27'27.104
15	32.777	23.663	25.339	28.044	1'49.823	273.4	13:29'16.927
16	32.667	23.717	25.862	28.117	1'50.363	264.7	13:31'07.290
17	32.393	23.585	25.269	**27.728**	1'48.975	270.0	13:32'56.265
18	32.569	23.481	25.299	27.875	1'49.224	**274.1**	13:34'45.489
19	32.315	23.331	25.205	28.302	1'49.153	271.4	13:36'34.642
20	**32.074**	23.323	**24.989**	27.860	**1'48.246**	266.0	13:38'22.888
21	32.289	**23.261**	25.308	27.808	1'48.666	270.7	13:40'11.554

66 T. SYKES (1'40.491)

Lap	Seg. 1	Seg. 2	Seg. 3	Seg. 4	Lap Time	km/h	Local Time
1	32.947	25.563	27.252	29.055	1'54.817	242.7	13:02'54.465
2	34.281	25.309	26.926	29.009	1'55.525	251.7	13:04'49.990
3	34.058	25.123	27.047	28.857	1'55.085	257.1	13:06'45.075
4	33.613	24.948	26.656	29.047	1'54.264	255.9	13:08'39.339
5	33.845	24.719	26.882	28.996	1'54.442	261.5	13:10'33.781
6	33.688	24.460	26.913	28.699	1'53.760	262.1	13:12'27.541
7	33.474	24.636	26.627	28.876	1'53.613	266.0	13:14'21.154
8	33.849	24.530	26.644	29.212	1'54.235	255.3	13:16'15.389
9	33.618	25.011	26.692	29.183	1'54.504	258.4	13:18'09.893
10	33.059	24.594	26.443	28.999	1'53.095	262.8	13:20'02.988
11	33.014	24.270	26.458	30.810	1'54.552 P	266.0	13:21'57.540
12	1'22.248	24.067	26.665	27.342	2'40.322 P	258.4	13:24'37.862
13	30.863	22.935	24.955	26.594	1'45.347	272.7	13:26'23.209
14	30.309	22.371	24.400	26.163	1'43.243	281.3	13:28'06.452
15	30.497	22.229	24.273	26.718	1'43.717	279.8	13:29'50.169
16	30.328	22.102	25.009	26.685	1'44.124	283.5	13:31'34.293
17	30.246	22.298	24.012	26.617	1'43.173	272.0	13:33'17.466
18	30.262	21.894	23.697	**25.693**	1'41.546	284.2	13:34'59.012
19	29.945	21.808	23.563	25.851	1'41.167	285.7	13:36'40.179
20	29.975	21.985	23.266	25.902	1'41.128	282.7	13:38'21.307
21	**29.722**	**21.750**	**23.173**	25.846	**1'40.491**	**286.5**	13:40'01.798

76 M. LAGRIVE (1'47.586)

Lap	Seg. 1	Seg. 2	Seg. 3	Seg. 4	Lap Time	km/h	Local Time
1	37.853	27.132	29.418	30.439	2'04.842	220.0	13:03'04.490
2	35.528	26.542	28.832	29.494	2'00.396	225.9	13:05'04.886
3	34.835	25.763	28.217	29.416	1'58.231	230.3	13:07'03.117
4	34.693	25.641	27.583	28.655	1'56.572	235.3	13:08'59.689
5	33.913	25.278	27.429	29.445	1'56.065	238.9	13:10'55.754
6	33.891	24.760	26.948	28.492	1'54.091	249.4	13:12'49.845
7	33.137	24.650	26.824	28.261	1'52.872	247.7	13:14'42.717
8	32.798	24.344	26.363	28.055	1'51.560	256.5	13:16'34.277
9	32.692	24.122	26.323	28.072	1'51.209	262.8	13:18'25.486
10	32.718	24.217	26.252	28.299	1'51.486	260.9	13:20'16.972
11	32.633	24.497	26.067	27.999	1'51.196	255.3	13:22'08.168
12	32.397	24.497	26.585	27.942	1'51.421	261.5	13:23'59.589
13	32.127	23.953	25.770	27.890	1'49.740	258.4	13:25'49.329
14	32.123	23.480	25.528	27.650	1'48.781	262.8	13:27'38.110
15	32.244	23.601	25.256	28.184	1'49.285	267.3	13:29'27.395
16	32.206	**23.424**	25.422	27.430	1'48.482	**272.0**	13:31'15.877
17	31.594	23.479	**25.048**	27.465	**1'47.586**	261.5	13:33'03.463
18	31.570	23.627	25.151	27.682	1'48.030	268.0	13:34'51.493
19	32.028	23.749	25.174	27.538	1'48.489	259.6	13:36'39.982
20	31.747	23.681	25.498	**27.352**	1'48.278	259.0	13:38'28.260
21	**31.560**	23.785	25.080	27.556	1'47.981	257.1	13:40'16.241

P = Pits In/Out - C = Lap-Time Cancelled

These data/results cannot be reproduced, stored and/or transmitted in whole or in part by any manner of electronic, mechanical, photocopying, recording, broadcasting or otherwise now known or herein after developed without the previous express consent by the copyright owner, except for reproduction in daily press and regular printed publications on sale to the public within 60 days of the event related to those data/results and always provided that copyright symbol appears together as follows below.
© DORNA WSBK ORGANIZATION Srl 2016

PIRELLI
Official Tyre Supplier
TISSOT
SWISS WATCHES SINCE 1853
Official Timekeeper

38

WorldSBK

102/12

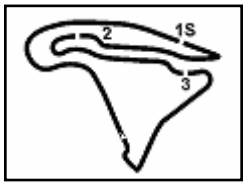

French Round, 30 September 1-2 October 2016

World Superbike - Chronological Analysis Race 1

Magny-Cours 4.411 m

Start at 13:00'59.648

2 L. CAMIER (1'49.416)

Lap	Seg. 1	Seg. 2	Seg. 3	Seg. 4	Lap Time	km/h	Local Time
1	34.486	25.764	27.469	29.021	1'56.740	247.7	13:02'56.388
2	34.063	25.398	26.483	28.957	1'54.901	260.9	13:04'51.289
3	33.869	25.358	26.724	28.959	1'54.910	259.6	13:06'46.199
4	33.898	25.169	26.572	28.681	1'54.320	257.8	13:08'40.519
5	33.881	25.059	26.393	28.873	1'54.206	259.0	13:10'34.725
6	33.746	24.691	26.428	28.867	1'53.732	263.4	13:12'28.457
7	33.653	24.864	26.311	28.516	1'53.344	255.9	13:14'21.801
8	33.528	24.786	26.494	28.940	1'53.748	255.3	13:16'15.549
9	33.583	24.567	26.238	28.882	1'53.270	269.3	13:18'08.819
10	33.312	24.516	25.828	28.439	1'52.095	270.0	13:20'00.914
11	33.202	24.188	26.004	28.452	1'51.846	271.4	13:21'52.760
12	32.885	24.062	25.595	28.418	1'50.960	270.0	13:23'43.720
13	32.994	24.189	25.717	28.249	1'51.149	**273.4**	13:25'34.869
14	33.539	24.073	25.901	28.435	1'51.948	269.3	13:27'26.817
15	33.026	24.157	25.522	28.259	1'50.964	270.7	13:29'17.781
16	32.542	24.202	25.362	28.161	1'50.267	272.0	13:31'08.048
17	32.519	23.980	25.231	28.027	1'49.757	269.3	13:32'57.805
18	**32.375**	**23.677**	25.427	**27.937**	**1'49.416**	**273.4**	13:34'47.221
19	32.478	23.945	25.166	28.358	1'49.947	270.7	13:36'37.168
20	32.483	23.839	25.182	28.437	1'49.941	272.7	13:38'27.109
21	32.499	24.143	**25.123**	28.449	1'50.214	270.7	13:40'17.323

15 A. DE ANGELIS (1'51.039)

Lap	Seg. 1	Seg. 2	Seg. 3	Seg. 4	Lap Time	km/h	Local Time
1	34.846	26.296	27.282	29.645	1'58.069	227.8	13:02'57.717
2	34.116	26.015	26.834	29.056	1'56.021	229.3	13:04'53.738
3	33.766	25.683	27.115	29.020	1'55.584	235.3	13:06'49.322
4	33.962	25.540	26.816	28.937	1'55.255	235.3	13:08'44.577
5	33.966	25.346	26.990	29.227	1'55.529	239.5	13:10'40.106
6	33.385	25.020	26.708	28.775	1'53.888	271.4	13:12'33.994
7	33.386	24.632	26.911	29.005	1'53.934	260.2	13:14'27.928
8	33.350	24.842	26.897	28.928	1'54.017	**272.0**	13:16'21.945
9	33.195	24.738	26.843	28.812	1'53.588	264.1	13:18'15.533
10	33.247	24.451	26.872	28.799	1'53.369	264.1	13:20'08.902
11	32.945	24.647	26.640	28.681	1'52.913	252.9	13:22'01.815
12	33.274	24.871	26.825	28.877	1'53.847	249.4	13:23'55.662
13	33.185	24.449	26.925	28.924	1'53.483	268.0	13:25'49.145
14	33.026	24.804	26.374	28.825	1'53.029	248.3	13:27'42.174
15	32.924	24.738	26.696	29.410	1'53.768	243.2	13:29'35.942
16	32.635	24.350	25.964	28.341	1'51.290	249.4	13:31'27.232
17	32.500	**24.247**	25.750	28.715	1'51.212	262.1	13:33'18.444
18	**32.460**	24.310	25.811	28.458	**1'51.039**	257.8	13:35'09.483
19	32.660	24.343	**25.739**	28.597	1'51.339	250.6	13:37'00.822
20	32.839	24.371	25.781	28.606	1'51.597	248.3	13:38'52.419
21	32.979	24.620	25.828	**28.304**	1'51.731	232.3	13:40'44.150

12 X. FORÉS (1'44.602)

Lap	Seg. 1	Seg. 2	Seg. 3	Seg. 4	Lap Time	km/h	Local Time
1	37.717	28.486	30.355	32.233	2'08.791	199.3	13:03'08.439
2	37.374	27.340	29.570	31.119	2'05.403	220.4	13:05'13.842
3	36.300	26.396	29.073	30.055	2'01.824	234.3	13:07'15.666
4	35.672	26.083	28.137	29.455	1'59.347	235.3	13:09'15.013
5	35.465	26.219	28.208	28.893	1'58.785	229.8	13:11'13.798
6	34.280	25.152	27.607	28.653	1'55.692	255.9	13:13'09.490
7	34.022	24.631	27.401	28.535	1'54.589	260.9	13:15'04.079
8	33.954	24.840	27.506	28.495	1'54.795	255.9	13:16'58.874
9	33.402	24.643	26.946	28.116	1'53.107	252.9	13:18'51.981
10	32.995	24.097	26.986	28.369	1'52.447	261.5	13:20'44.428
11	32.562	23.726	26.228	27.854	1'50.370	272.7	13:22'34.798
12	32.239	23.456	25.904	27.279	1'48.878	258.4	13:24'23.676
13	31.989	23.297	25.385	27.054	1'47.725	263.4	13:26'11.401
14	31.446	23.165	25.048	27.105	1'46.764	271.4	13:27'58.165
15	31.506	23.131	24.936	27.001	1'46.574	**279.1**	13:29'44.739
16	31.304	23.915	25.202	26.716	1'47.137	270.0	13:31'31.876
17	31.072	22.792	24.722	27.798	1'46.384	276.9	13:33'18.260
18	31.064	23.019	24.404	**26.459**	1'44.946	262.1	13:35'03.206
19	**30.901**	**22.595**	24.133	26.973	**1'44.602**	277.6	13:36'47.808
20	31.295	23.152	24.282	27.038	1'45.767	258.4	13:38'33.575
21	32.279	22.736	**23.876**	26.523	1'45.414	**279.1**	13:40'18.989

22 A. LOWES (1'43.388)

Lap	Seg. 1	Seg. 2	Seg. 3	Seg. 4	Lap Time	km/h	Local Time
1	35.798	26.583	27.259	29.052	1'58.692	228.8	13:02'58.340
2	34.323	25.622	26.898	29.070	1'55.913	233.3	13:04'54.253
3	34.278	25.575	26.785	29.023	1'55.661	229.3	13:06'49.914
4	34.117	25.497	26.869	28.771	1'55.254	247.7	13:08'45.168
5	34.097	25.523	27.162	29.047	1'55.829	238.9	13:10'40.997
6	34.231	25.303	27.001	28.827	1'55.362	246.6	13:12'36.359
7	33.689	25.043	26.984	28.793	1'54.509	253.5	13:14'30.868
8	33.606	25.279	26.824	28.984	1'54.693	258.4	13:16'25.561
9	33.768	25.195	26.908	30.386	1'56.257 P	246.0	13:18'21.818
10	1'26.689	25.840	27.849	29.150	2'49.528 P	233.3	13:21'11.346
11	33.826	23.933	27.161	28.311	1'53.231	254.1	13:23'04.577
12	32.301	23.452	26.317	27.515	1'49.585	270.0	13:24'54.162
13	31.945	23.261	25.903	27.143	1'48.252	269.3	13:26'42.414
14	31.139	23.210	25.468	26.973	1'46.790	268.7	13:28'29.204
15	30.988	23.077	25.502	26.932	1'46.499	278.4	13:30'15.703
16	31.098	23.036	25.113	26.723	1'45.970	281.3	13:32'01.673
17	30.878	22.770	24.639	26.475	1'44.762	278.4	13:33'46.435
18	30.703	23.294	24.716	26.261	1'44.974	262.1	13:35'31.409
19	30.480	22.676	24.252	**25.980**	**1'43.388**	279.1	13:37'14.797
20	**30.446**	**22.464**	24.637	26.228	1'43.775	**282.0**	13:38'58.572
21	30.956	22.559	**24.178**	28.103	1'45.796	271.4	13:40'44.368

50 S. GUINTOLI (1'41.813)

Lap	Seg. 1	Seg. 2	Seg. 3	Seg. 4	Lap Time	km/h	Local Time
1	34.206	26.789	27.256	29.316	1'57.567	225.9	13:02'57.215
2	34.489	25.756	26.762	29.024	1'56.031	238.4	13:04'53.246
3	34.134	25.673	27.035	28.919	1'55.761	241.6	13:06'49.007
4	34.100	25.592	26.689	28.878	1'55.259	251.2	13:08'44.266
5	34.112	25.473	27.424	29.169	1'56.178	245.5	13:10'40.444
6	34.140	25.149	26.796	28.945	1'55.030	254.1	13:12'35.474
7	33.888	25.554	26.789	28.733	1'54.964	255.9	13:14'30.438
8	33.778	25.230	26.934	28.739	1'54.681	257.1	13:16'25.119
9	33.713	25.271	26.784	28.737	1'54.505	253.5	13:18'19.624
10	33.696	25.021	26.500	28.531	1'53.748	256.5	13:20'13.372
11	33.294	25.219	26.444	28.557	1'53.514	260.2	13:22'06.886
12	33.152	24.903	27.123	30.291	1'55.469 P	266.0	13:24'02.355
13	1'29.037	24.500	26.941	28.222	2'48.700 P	257.1	13:26'51.055
14	31.216	23.310	26.162	26.987	1'47.675	266.7	13:28'38.730
15	30.611	22.594	25.246	26.455	1'44.906	276.9	13:30'23.636
16	29.982	22.335	24.769	26.706	1'43.792	276.2	13:32'07.428
17	30.218	22.358	25.084	26.404	1'44.064	275.5	13:33'51.492
18	29.959	22.150	24.568	26.229	1'42.906	284.2	13:35'34.398
19	29.893	22.017	24.014	25.889	**1'41.813**	285.0	13:37'16.211
20	**29.669**	**21.947**	24.848	26.335	1'42.799	279.8	13:38'59.010
21	30.263	22.014	**23.872**	**25.876**	1'42.025	**285.7**	13:40'41.035

25 J. BROOKES (1'42.696)

Lap	Seg. 1	Seg. 2	Seg. 3	Seg. 4	Lap Time	km/h	Local Time
1	41.922	29.974	33.725	34.274	2'19.895	202.2	13:03'19.543
2	40.161	28.196	32.373	32.133	2'12.863	237.4	13:05'32.406
3	37.710	27.423	32.843	31.526	2'09.502	240.5	13:07'41.908
4	37.844	27.127	30.552	30.229	2'05.752	255.9	13:09'47.660
5	35.867	25.288	29.082	29.037	1'59.274	267.3	13:11'46.934
6	35.142	24.768	28.921	28.885	1'57.716	260.2	13:13'44.650
7	34.762	24.856	28.400	28.455	1'56.473	262.8	13:15'41.123
8	34.452	24.499	27.764	28.393	1'55.108	267.3	13:17'36.231
9	33.695	24.393	27.514	27.969	1'53.571	260.2	13:19'29.802
10	32.516	24.507	28.111	27.772	1'52.906	260.9	13:21'22.708
11	32.233	23.801	26.652	27.352	1'50.038	270.0	13:23'12.746
12	31.281	23.445	26.427	27.208	1'48.361	269.3	13:25'01.107
13	31.257	23.670	26.340	27.438	1'48.705	268.0	13:26'49.812
14	31.576	22.800	25.414	26.951	1'46.741	279.8	13:28'36.553
15	30.923	22.813	24.938	26.781	1'45.455	278.4	13:30'22.008
16	30.809	22.538	25.083	26.695	1'45.125	280.5	13:32'07.133
17	30.837	22.762	24.694	26.629	1'44.922	276.9	13:33'52.055
18	30.385	22.409	25.217	26.419	1'44.430	286.5	13:35'36.485
19	**30.350**	22.378	24.354	26.456	1'43.538	**288.0**	13:37'20.023
20	30.536	**22.141**	**23.771**	26.248	**1'42.696**	284.2	13:39'02.719
21	30.528	22.223	23.988	**26.069**	1'42.808	**288.0**	13:40'45.527

P = Pits In/Out - C = Lap-Time Cancelled

These data/results cannot be reproduced, stored and/or transmitted in whole or in part by any manner of electronic, mechanical, photocopying, recording, broadcasting or otherwise now known or herein after developed without the previous express consent by the copyright owner, except for reproduction in daily press and regular printed publications on sale to the public within 60 days of the event related to those data/results and always provided that copyright symbol appears together as follows below.
© DORNA WSBK ORGANIZATION Srl 2016

PIRELLI
Official Tyre Supplier
TISSOT
SWISS WATCHES SINCE 1853
Official Timekeeper

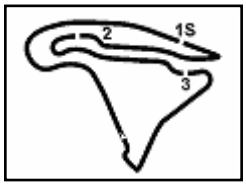

French Round, 30 September 1-2 October 2016

World Superbike - Chronological Analysis Race 1

Magny-Cours 4.411 m

Start at 13:00'59.648

40 R. RAMOS (1'42.988)

Lap	Seg. 1	Seg. 2	Seg. 3	Seg. 4	Lap Time	km/h	Local Time
1	36.245	26.691	28.602	29.712	2'01.250	226.4	13:03'00.898
2	35.275	25.947	27.586	29.622	1'58.430	240.5	13:04'59.328
3	34.834	25.940	27.923	29.762	1'58.459	252.9	13:06'57.787
4	34.884	25.949	27.900	29.730	1'58.463	250.6	13:08'56.250
5	34.714	26.094	27.786	29.952	1'58.546	254.1	13:10'54.796
6	35.009	25.749	27.511	29.976	1'58.245 P	236.8	13:12'53.041
7	1'27.749	25.266	28.078	28.850	2'49.943 P	254.7	13:15'42.984
8	33.680	24.692	26.995	28.212	1'53.579	268.0	13:17'36.563
9	33.508	24.287	26.955	27.809	1'52.559	254.7	13:19'29.122
10	32.695	24.712	27.134	27.825	1'52.366	252.9	13:21'21.488
11	32.193	24.145	26.594	27.221	1'50.153	260.9	13:23'11.641
12	31.805	23.775	25.995	27.141	1'48.716	264.7	13:25'00.357
13	31.631	23.434	26.257	27.653	1'48.975	270.7	13:26'49.332
14	31.136	23.127	25.639	26.697	1'46.599	279.1	13:28'35.931
15	30.941	22.784	25.401	26.637	1'45.763	276.9	13:30'21.694
16	30.754	22.677	25.168	26.635	1'45.234	279.8	13:32'06.928
17	30.645	22.353	25.028	26.785	1'44.811	282.7	13:33'51.739
18	30.665	22.766	25.247	26.300	1'44.978	282.0	13:35'36.717
19	30.535	**22.288**	24.541	26.268	1'43.632	285.0	13:37'20.349
20	**30.412**	22.424	**24.035**	**26.117**	**1'42.988**	**286.5**	13:39'03.337
21	30.518	22.303	24.163	26.188	1'43.172	284.2	13:40'46.509

81 J. TORRES (1'43.798)

Lap	Seg. 1	Seg. 2	Seg. 3	Seg. 4	Lap Time	km/h	Local Time
1	35.674	27.127	27.832	29.959	2'00.592	210.9	13:03'00.240
2	34.827	26.193	27.579	29.814	1'58.413	244.3	13:04'58.653
3	34.929	26.421	27.880	29.759	1'58.989	251.2	13:06'57.642
4	35.075	26.455	27.789	29.950	1'59.269	247.1	13:08'56.911
5	34.879	26.356	27.649	29.784	1'58.668	245.5	13:10'55.579
6	34.920	25.934	27.483	30.034	1'58.371	244.3	13:12'53.950
7	34.954	25.717	27.615	29.994	1'58.280	251.7	13:14'52.230
8	34.819	26.524	27.675	30.901	1'59.919 P	235.8	13:16'52.149
9	1'17.787	26.583	28.471	31.827	2'44.668 P	242.7	13:19'36.817
10	33.739	25.865	27.476	29.379	1'56.459	237.4	13:21'33.276
11	32.492	25.196	27.484	29.301	1'54.473	251.7	13:23'27.749
12	31.824	24.464	26.234	28.721	1'51.243	259.0	13:25'18.992
13	31.398	24.481	25.865	27.771	1'49.515	259.0	13:27'08.507
14	31.211	24.020	25.658	27.531	1'48.420	264.1	13:28'56.927
15	30.836	23.809	25.206	27.482	1'47.333	262.8	13:30'44.260
16	31.069	23.221	24.724	27.305	1'46.319	276.2	13:32'30.579
17	30.816	23.385	24.579	26.907	1'45.687	275.5	13:34'16.266
18	30.550	23.033	24.198	26.879	1'44.660	279.1	13:36'00.926
19	30.412	22.913	24.491	26.809	1'44.625	**284.2**	13:37'45.551
20	30.378	22.931	24.280	26.922	1'44.511	273.4	13:39'30.062
21	**30.283**	**22.603**	**24.194**	**26.718**	**1'43.798**	279.1	13:41'13.860

99 L. SCASSA (1'47.401)

Lap	Seg. 1	Seg. 2	Seg. 3	Seg. 4	Lap Time	km/h	Local Time
1	39.594	29.501	32.923	34.872	2'16.890	205.7	13:03'16.538
2	39.229	27.278	31.480	32.167	2'10.154	238.4	13:05'26.692
3	37.179	26.570	30.997	30.384	2'05.130	241.6	13:07'31.822
4	35.875	26.044	29.424	29.853	2'01.196	244.3	13:09'33.018
5	35.585	25.971	28.856	29.347	1'59.759	245.5	13:11'32.777
6	34.312	25.276	28.546	28.766	1'56.900	256.5	13:13'29.677
7	34.121	25.373	28.303	28.871	1'56.668	261.5	13:15'26.345
8	34.185	25.294	28.203	28.810	1'56.492	251.2	13:17'22.837
9	33.816	25.184	28.159	28.980	1'56.139	247.1	13:19'18.976
10	33.308	24.206	27.657	28.440	1'53.611	272.0	13:21'12.587
11	32.964	24.124	27.319	28.195	1'52.602	256.5	13:23'05.189
12	32.467	23.917	28.058	28.149	1'52.591	264.1	13:24'57.780
13	32.544	23.698	27.317	28.374	1'51.933	264.1	13:26'49.713
14	32.114	23.572	26.368	27.821	1'49.875	264.7	13:28'39.588
15	31.692	23.307	26.520	27.617	1'49.136	268.7	13:30'28.724
16	31.767	23.504	26.357	27.599	1'49.227	271.4	13:32'17.951
17	31.704	23.517	26.232	27.469	1'48.922	269.3	13:34'06.873
18	31.438	23.284	25.953	27.781	1'48.456	273.4	13:35'55.329
19	31.421	23.363	25.771	27.359	1'47.914	272.7	13:37'43.243
20	**31.302**	**22.982**	**25.393**	27.724	**1'47.401**	**275.5**	13:39'30.644
21	31.430	23.394	26.170	**27.325**	1'48.319	271.4	13:41'18.963

17 K. ABRAHAM (1'46.492)

Lap	Seg. 1	Seg. 2	Seg. 3	Seg. 4	Lap Time	km/h	Local Time
1	37.114	26.996	28.533	30.786	2'03.429	213.0	13:03'03.077
2	36.062	26.675	27.973	29.924	2'00.634	220.4	13:05'03.711
3	35.167	26.735	27.665	29.600	1'59.167	231.3	13:07'02.878
4	34.538	26.671	27.619	29.482	1'58.310	227.4	13:09'01.188
5	34.615	26.102	27.560	29.432	1'57.709	229.3	13:10'58.897
6	34.195	25.954	27.279	29.272	1'56.700	229.8	13:12'55.597
7	34.280	25.831	27.466	29.433	1'57.010	238.9	13:14'52.607
8	34.288	25.906	27.480	29.279	1'56.953	240.5	13:16'49.560
9	34.273	25.626	27.322	29.484	1'56.705	241.1	13:18'46.265
10	34.037	25.310	27.235	30.755	1'57.337 P	240.5	13:20'43.602
11	1'22.948	26.110	28.747	30.283	2'48.088 P	241.1	13:23'31.690
12	33.235	24.371	27.310	28.907	1'53.823	257.8	13:25'25.513
13	32.442	24.409	27.041	28.552	1'52.444	256.5	13:27'17.957
14	32.421	23.912	26.930	28.714	1'51.977	254.7	13:29'09.934
15	32.174	23.751	26.548	28.233	1'50.706	263.4	13:31'00.640
16	32.075	23.480	26.078	27.634	1'49.267	266.7	13:32'49.907
17	31.462	23.145	26.268	27.539	1'48.414	273.4	13:34'38.321
18	31.178	23.141	25.800	28.101	1'48.220	276.9	13:36'26.541
19	31.458	23.146	25.811	27.746	1'48.161	279.1	13:38'14.702
20	**31.124**	**22.881**	**25.278**	**27.209**	**1'46.492**	**282.0**	13:40'01.194

21 M. REITERBERGER (1'48.786)

Lap	Seg. 1	Seg. 2	Seg. 3	Seg. 4	Lap Time	km/h	Local Time
1	36.948	26.982	28.546	30.831	2'03.307	218.2	13:03'02.955
2	35.948	26.687	27.966	30.014	2'00.615	227.4	13:05'03.570
3	35.438	26.093	27.867	29.663	1'59.061	220.9	13:07'02.631
4	34.780	26.507	27.676	29.449	1'58.412	231.8	13:09'01.043
5	34.652	25.814	27.464	29.485	1'57.415	236.3	13:10'58.458
6	34.527	25.615	27.212	29.540	1'56.894	244.9	13:12'55.352
7	34.748	25.920	27.383	29.648	1'57.699	236.8	13:14'53.051
8	34.363	25.818	27.493	30.474	1'58.148 P	240.0	13:16'51.199
9	1'19.578	27.663	28.854	30.898	2'46.993 P	236.3	13:19'38.192
10	34.413	25.763	27.462	29.748	1'57.386	243.2	13:21'35.578
11	33.393	25.199	27.580	29.460	1'55.632	260.9	13:23'31.210
12	33.057	24.460	27.458	29.121	1'54.096	257.1	13:25'25.306
13	32.488	24.237	27.107	28.635	1'52.467	258.4	13:27'17.773
14	32.830	24.597	26.931	28.598	1'52.956	241.6	13:29'10.729
15	32.994	23.798	26.441	28.404	1'51.637	266.0	13:31'02.366
16	31.912	23.670	26.296	28.433	1'50.311	274.1	13:32'52.677
17	31.851	23.543	**26.159**	28.202	1'49.755	270.7	13:34'42.432
18	31.428	**23.326**	26.674	28.984	1'50.412	276.9	13:36'32.844
19	**31.402**	23.352	27.042	28.887	1'50.683	**278.4**	13:38'23.527
20	31.529	23.661	26.248	**27.348**	**1'48.786**	275.5	13:40'12.313

11 S. AL SULAITI (1'50.862)

Lap	Seg. 1	Seg. 2	Seg. 3	Seg. 4	Lap Time	km/h	Local Time
1	40.702	28.318	30.886	32.669	2'12.575	214.3	13:03'12.223
2	37.750	27.797	30.563	31.522	2'07.632	231.3	13:05'19.855
3	38.084	27.303	30.369	31.575	2'07.331	241.1	13:07'27.186
4	37.333	27.076	29.608	31.133	2'05.150	234.8	13:09'32.336
5	36.757	26.703	29.131	30.468	2'03.059	235.3	13:11'35.395
6	35.828	26.367	28.319	30.188	2'00.702	240.5	13:13'36.097
7	35.838	26.284	28.366	30.027	2'00.515	237.9	13:15'36.612
8	35.279	26.034	28.244	30.005	1'59.562	241.1	13:17'36.174
9	35.320	26.071	27.852	29.503	1'58.746	238.4	13:19'34.920
10	34.327	25.416	27.037	29.413	1'56.193	237.4	13:21'31.113
11	34.002	25.388	28.100	29.838	1'57.328	250.6	13:23'28.441
12	34.024	24.948	26.916	29.078	1'54.966	236.3	13:25'23.407
13	33.711	24.588	26.876	28.356	1'53.531	258.4	13:27'16.938
14	33.474	**24.450**	26.895	28.569	1'53.388	247.1	13:29'10.326
15	33.767	24.935	26.738	28.501	1'53.941	242.2	13:31'04.267
16	33.150	24.656	27.214	29.040	1'54.060	255.9	13:32'58.327
17	32.620	24.472	25.990	32.773	1'55.855	243.8	13:34'54.182
18	33.635	24.695	27.139	**28.048**	1'53.517	250.6	13:36'47.699
19	**32.549**	24.502	25.712	28.099	**1'50.862**	250.0	13:38'38.561
20	32.646	24.507	**25.702**	28.168	1'51.023	**264.1**	13:40'29.584

56 P. SEBESTYÉN (1'48.611)

Lap	Seg. 1	Seg. 2	Seg. 3	Seg. 4	Lap Time	km/h	Local Time
1	39.696	28.005	28.172	30.249	2'06.122	210.5	13:03'05.770
2	35.548	26.451	27.959	29.741	1'59.699	234.8	13:05'05.469

P = Pits In/Out - C = Lap-Time Cancelled

These data/results cannot be reproduced, stored and/or transmitted in whole or in part by any manner of electronic, mechanical, photocopying, recording, broadcasting or otherwise now known or herein after developed without the previous express consent by the copyright owner, except for reproduction in daily press and regular printed publications on sale to the public within 60 days of the event related to those data/results and always provided that copyright symbol appears together as follows below.
© DORNA WSBK ORGANIZATION Srl 2016

PIRELLI
Official Tyre Supplier
TISSOT
SWISS WATCHES SINCE 1853
Official Timekeeper

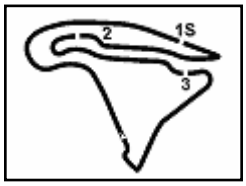

Magny-Cours 4.411 m

French Round, 30 September 1-2 October 2016

World Superbike - Chronological Analysis Race 1

Start at 13:00'59.648

3	34.961	25.904	27.903	29.749	1'58.517	244,3	13:07'03.986
4	34.986	26.016	27.648	29.516	1'58.166	237,4	13:09'02.152
5	34.962	25.792	27.738	29.882	1'58.374	238,4	13:11'00.526
6	34.814	25.820	27.328	29.861	1'57.823	243,8	13:12'58.349
7	34.424	25.756	27.533	29.575	1'57.288	244,3	13:14'55.637
8	34.301	25.551	27.218	29.555	1'56.625	246,6	13:16'52.262
9	34.438	25.754	27.077	29.301	1'56.570	**260.2**	13:18'48.832
10	34.103	25.604	26.723	30.919	1'57.349 P	240,0	13:20'46.181
11	1'48.969	25.767	27.674	28.938	3'11.348 P	235,8	13:23'57.529
12	32.879	24.399	26.414	28.547	1'52.239	255,3	13:25'49.768
13	32.853	24.478	26.519	28.814	1'52.664	248,8	13:27'42.432
14	32.819	24.724	26.718	28.926	1'53.187	247,7	13:29'35.619
15	32.169	24.078	25.819	28.140	1'50.206	255.3	13:31'25.825
16	32.240	23.876	25.913	28.005	1'50.034	257.1	13:33'15.859
17	32.172	23.788	26.784	27.824	1'50.568	247,7	13:35'06.427
18	32.414	24.094	25.844	27.884	1'50.236	252,3	13:36'56.663
19	32.134	**23.643**	**25.359**	**27.475**	**1'48.611**	256,5	13:38'45.274
20	**31.877**	24.118	25.472	27.688	1'49.155	251,2	13:40'34.429

94 M. LUSSIANA (1'50.307)

Lap	Seg. 1	Seg. 2	Seg. 3	Seg. 4	Lap Time	km/h	Local Time
1	38.276	27.160	28.138	30.261	2'03.835	213.0	13:03'03.483
2	35.339	26.352	27.436	29.935	1'59.062	243.8	13:05'02.545
3	35.060	26.134	27.994	30.780	1'59.968 P	249.4	13:07'02.513
4	2'14.542	26.124	28.890	31.139	3'40.695 P	225,0	13:10'43.208
5	36.072	25.875	27.933	30.028	1'59.908	244,3	13:12'43.116
6	34.435	25.382	27.702	29.787	1'57.306	250,6	13:14'40.422
7	34.297	24.986	27.370	28.999	1'55.652	256,5	13:16'36.074
8	33.838	24.537	26.650	29.067	1'54.092	251,2	13:18'30.166
9	33.111	24.152	26.608	29.204	1'53.075	264,1	13:20'23.241
10	33.284	24.286	26.378	29.183	1'53.131	263,4	13:22'16.372
11	32.828	24.200	26.362	28.625	1'52.015	265,4	13:24'08.387
12	32.633	24.329	26.269	28.709	1'51.940	265,4	13:26'00.327
13	32.700	23.933	26.011	28.690	1'51.334	263,4	13:27'51.661
14	32.642	24.132	25.909	28.509	1'51.192	265,4	13:29'42.853
15	32.352	24.685	26.113	28.940	1'52.090	267,3	13:31'34.943
16	32.358	**23.589**	27.080	28.586	1'51.613	267.3	13:33'26.556
17	32.521	23.850	**25.611**	28.364	1'50.346	**268.0**	13:35'16.902
18	32.433	23.876	26.030	28.231	1'50.570	264.7	13:37'07.472
19	32.262	23.866	26.179	**28.048**	1'50.355	265.4	13:38'57.827
20	**32.203**	23.617	25.846	28.641	**1'50.307**	260,9	13:40'48.134

4 G. VIZZIELLO (1'52.967)

Lap	Seg. 1	Seg. 2	Seg. 3	Seg. 4	Lap Time	km/h	Local Time
1	39.272	28.432	30.785	32.770	2'11.259	229,3	13:03'10.907
2	38.070	27.721	29.989	32.591	2'08.371	230.8	13:05'19.278
3	37.782	27.865	30.075	31.847	2'07.569	230.8	13:07'26.847
4	36.965	27.227	29.173	31.373	2'04.738	228.8	13:09'31.585
5	36.857	26.746	28.715	31.162	2'03.480	231.3	13:11'35.065
6	36.361	27.421	28.849	31.216	2'03.847	230,3	13:13'38.912
7	36.765	25.985	28.525	30.523	2'01.798	243,2	13:15'40.710
8	35.413	25.828	27.696	30.466	1'59.403	243,8	13:17'40.113
9	35.568	25.922	28.156	30.284	1'59.930	252,3	13:19'40.043
10	35.043	25.554	27.393	29.777	1'57.767	250,6	13:21'37.810
11	34.642	25.884	27.309	29.778	1'57.613	**262.1**	13:23'35.423
12	34.513	25.295	27.187	29.981	1'56.976	246,0	13:25'32.399
13	34.150	25.312	27.818	29.236	1'56.516	238.9	13:27'28.915
14	34.445	25.933	27.259	29.894	1'57.531	246,0	13:29'26.446
15	34.212	25.232	26.908	29.593	1'55.945	244.9	13:31'22.391
16	34.318	25.962	**26.438**	29.061	1'55.779	241,6	13:33'18.170
17	33.563	25.065	26.919	29.360	1'54.907	252.9	13:35'13.077
18	33.641	25.075	27.075	29.322	1'55.113	248.8	13:37'08.190
19	**33.280**	**24.561**	26.544	**28.582**	**1'52.967**	257.8	13:39'01.157
20	33.352	25.074	27.025	29.550	1'55.001	255.9	13:40'56.158

57 A. PLANCASSAGNE (1'54.751)

Lap	Seg. 1	Seg. 2	Seg. 3	Seg. 4	Lap Time	km/h	Local Time
1	39.968	28.105	28.747	31.136	2'07.956	205,7	13:03'07.604
2	35.863	27.093	27.956	31.055	2'01.967	227,4	13:05'09.571
3	36.015	27.080	28.107	31.422	2'02.624	228,3	13:07'12.195
4	35.585	27.299	28.162	30.905	2'01.951	232,3	13:09'14.146
5	35.648	26.738	28.656	30.396	2'01.438	239.5	13:11'15.584
6	35.425	26.885	27.800	31.048	2'01.158	233.3	13:13'16.742
7	35.791	26.489	27.896	30.635	2'00.811	239.5	13:15'17.553
8	35.906	26.764	28.421	31.487	2'02.578	238,4	13:17'20.131
9	36.314	27.240	28.323	31.759	2'03.636	230,3	13:19'23.767
10	35.691	26.865	28.439	31.367	2'02.362	230,3	13:21'26.129
11	36.262	26.631	28.156	32.075	2'03.124	233,3	13:23'29.253
12	36.512	27.426	28.728	31.508	2'04.174	216,4	13:25'33.427
13	36.523	26.729	28.598	31.093	2'02.943	229,3	13:27'36.370
14	35.574	26.479	27.799	31.122	2'00.974	234,3	13:29'37.344
15	36.032	26.482	28.651	31.327	2'02.492	236,8	13:31'39.836
16	35.843	26.333	27.766	30.857	2'00.799	233,8	13:33'40.635
17	36.171	26.418	27.927	32.301	2'02.817 P	231,8	13:35'43.452
18	1'35.003	27.459	27.624	29.510	2'59.596 P	231,8	13:38'43.048
19	**33.875**	**25.092**	**26.570**	**29.214**	**1'54.751**	**252.9**	13:40'37.799

10 I. TÓTH (1'57.664)

Lap	Seg. 1	Seg. 2	Seg. 3	Seg. 4	Lap Time	km/h	Local Time
1	41.589	28.115	29.604	30.560	2'09.868	196,4	13:03'09.516
2	36.504	27.402	29.659	31.169	2'04.734	210,5	13:05'14.250
3	36.370	26.693	28.610	30.622	2'02.295	218,6	13:07'16.545
4	36.195	26.457	28.381	30.452	2'01.485	219,5	13:09'18.030
5	35.735	26.395	28.671	30.047	2'00.848	228,8	13:11'18.878
6	35.940	26.393	28.234	30.496	2'01.063	233.8	13:13'19.941
7	35.919	26.448	28.011	30.472	2'00.850	235.8	13:15'20.791
8	36.389	26.049	27.956	30.357	2'00.751	236.8	13:17'21.542
9	35.629	26.722	28.655	31.602	2'02.608	227.4	13:19'24.150
10	35.716	26.783	28.833	30.862	2'02.194	224,5	13:21'26.344
11	36.158	26.734	28.343	30.024	2'01.259	230,8	13:23'27.603
12	34.650	26.015	28.994	29.790	1'59.449	231,8	13:25'27.052
13	**34.530**	**25.461**	**27.930**	29.914	1'57.835	233,3	13:27'24.887
14	37.504	25.932	29.156	29.805	2'02.397	237,4	13:29'27.284
15	34.829	25.944	28.303	32.131	2'01.207	238,9	13:31'28.491
16	35.014	26.000	28.890	29.641	1'59.545	**240.5**	13:33'28.036
17	34.617	25.473	28.110	**29.464**	**1'57.664**	237,9	13:35'25.700
18	52.748	34.671	36.192	39.934	2'43.545 P		13:38'09.245

69 N. HAYDEN (1'54.793)

Lap	Seg. 1	Seg. 2	Seg. 3	Seg. 4	Lap Time	km/h	Local Time
1	33.986	25.718	26.785	28.912	1'55.401 P	227,8	13:02'55.049
2	34.056	25.324	**26.727**	29.350	1'55.457	255,3	13:04'50.506
3	34.084	25.263	27.019	29.682	1'56.048	250,6	13:06'46.554
4	34.057	25.105	26.875	29.206	1'55.243	248,8	13:08'41.797
5	34.053	25.035	27.212	31.181	1'57.481 P	252,3	13:10'39.278
6	1'21.736	26.087	28.586	29.401	2'45.810 P	242,7	13:13'25.088
7	34.942	25.597	27.245	28.532	1'56.316	255,9	13:15'21.404
8	34.331	25.073	27.184	**28.205**	**1'54.793**	262,1	13:17'16.197
9	**33.572**	**24.508**	31.555	42.054	2'11.689 P	**267,3**	13:19'27.886

9 D. SCHMITTER (2'01.624)

Lap	Seg. 1	Seg. 2	Seg. 3	Seg. 4	Lap Time	km/h	Local Time
1	42.050	30.144	33.129	32.423	2'17.746 P	210,1	13:03'17.394
2	40.319	28.881	32.257	31.970	2'13.427	227,8	13:05'30.821
3	38.433	27.925	32.717	31.489	2'10.564	228,8	13:07'41.385
4	38.442	28.043	31.719	31.393	2'09.597	238,9	13:09'50.982
5	37.518	27.450	31.246	30.789	2'07.003	231,3	13:11'57.985
6	36.140	26.962	30.298	30.398	2'03.798	244,9	13:14'01.783
7	**35.241**	**26.571**	29.635	**30.177**	**2'01.624**	242,2	13:16'03.407
8	35.355	26.573	**29.506**	35.816	2'07.250 P	**247.1**	13:18'10.657

P = Pits In/Out - C = Lap-Time Cancelled

These data/results cannot be reproduced, stored and/or transmitted in whole or in part by any manner of electronic, mechanical, photocopying, recording, broadcasting or otherwise now known or herein after developed without the previous express consent by the copyright owner, except for reproduction in daily press and regular printed publications on sale to the public within 60 days of the event related to those data/results and always provided that copyright symbol appears together as follows below.
© DORNA WSBK ORGANIZATION Srl 2016

PIRELLI
Official Tyre Supplier
TISSOT
SWISS WATCHES SINCE 1853
Official Timekeeper