

Magny-Cours 4.411 m

French Round, 30 September 1-2 October 2016

World Superbike - Results Race 2

Laps 21 = 92,631 Km - Time Of Race 34'29.197 - Avg. 161,160 km/h

1 / 2

Pos	Race	Grid	No. Rider	Nat	Team	Bike	LL	Gap	Fastest Lap	Speed	Qualifying		Ranking			
											Time	Speed	R1	R2	Tot	Pos
1	3	7	C. DAVIES	GBR	Aruba.it Racing - Ducati	Ducati Panigale R	21		1'38.185	291,9	1'54.087	255,3	25	25	345	3
2	1	1	J. REA	GBR	Kawasaki Racing Team	Kawasaki ZX-10R	21	2.091	1'37.883	292,7	1'52.881	264,7	13	20	426	1
3	2	66	T. SYKES	GBR	Kawasaki Racing Team	Kawasaki ZX-10R	21	2.586	1'37.864	295,1	1'53.593	265,4	16	16	378	2
4	5	2	L. CAMIER	GBR	MV Agusta Reparto Corse	MV Agusta 1000 F4	21	9.154	1'38.357	288,0	1'55.303	270,7	9	13	156	8
5	6	60	M. VAN DER MARK	NED	Honda World Superbike Team	Honda CBR1000RR SP	21	11.020	1'38.373	288,8	1'55.334	260,2	20	11	234	4
6	8	32	L. SAVADORI	ITA	IodaRacing Team	Aprilia RSV4 RF	21	16.062	1'38.613	289,5	1'55.811	243,8	11	10	131	10
7	12	81	J. TORRES	ESP	Althea BMW Racing Team	BMW S1000 RR	21	18.242	1'38.866	288,8	1'58.353	252,3	2	9	179	7
8	4	50	S. GUINTOLI	FRA	Pata Yamaha Official WorldSBK Team	Yamaha YZF R1	21	18.951	1'39.052	290,3	1'54.574	260,2	7	8	91	12
9	7	69	N. HAYDEN	USA	Honda World Superbike Team	Honda CBR1000RR SP	21	19.099	1'38.832	287,2	1'55.529	273,4		7	202	5
10	10	12	X. FORÉS	ESP	Barni Racing Team	Ducati Panigale R	21	24.627	1'39.018	284,2	1'56.878	243,2	8	6	133	9
11	14	25	J. BROOKES	AUS	Milwaukee BMW	BMW S1000 RR	21	31.514	1'39.030	290,3	1'57.312	255,3	4	5	78	14
12	20	21	M. REITERBERGER	GER	Althea BMW Racing Team	BMW S1000 RR	21	35.665	1'39.482	290,3	1'59.800	252,9		4	72	16
13	17	40	R. RAMOS	ESP	Team GoEleven	Kawasaki ZX-10R	21	51.053	1'40.101	288,0	1'58.421	255,9	3	3	76	15
14	15	15	A. DE ANGELIS	RSM	IodaRacing Team	Aprilia RSV4 RF	21	54.239	1'40.140	283,5	1'57.355	260,2	6	2	88	13
15	9	76	M. LAGRIVE	FRA	Pedercini Racing	Kawasaki ZX-10R	21	59.954	1'40.873	279,8	1'56.744	248,8	10	1	11	21
16	18	17	K. ABRAHAM	CZE	Milwaukee BMW	BMW S1000 RR	21	1'12.959	1'40.956	286,5	1'58.765	246,6			33	18
17	23	4	G. VIZZIELLO	ITA	Grillini Racing Team	Kawasaki ZX-10R	21	1'18.008	1'41.045	278,4	2'02.231	248,3			3	27
18	21	56	P. SEBESTYÉN	HUN	Team Tóth	Yamaha YZF R1	21	1'19.245	1'41.614	274,8	2'00.463	247,7				
19	11	22	A. LOWES	GBR	Pata Yamaha Official WorldSBK Team	Yamaha YZF R1	21	1'27.462	1'38.845	285,0	1'57.547	251,7	5		107	11
20	22	57	A. PLANCASSAGNE	FRA	3ART	Yamaha YZF R1	20	1 Lap	1'43.068	267,3	2'01.140	238,9				
21	24	10	I. TÓTH	HUN	Team Tóth	Yamaha YZF R1	20	1 Lap	1'45.377	274,1	2'02.495	231,8				
-----Not Classified-----																
RET	26	11	S. AL SULAITI	QAT	Pedercini Racing	Kawasaki ZX-10R	13	8 Laps	1'42.533	278,4	2'07.317	220,4			1	32
RET	19	94	M. LUSSIANA	FRA	Team ASPI	BMW S1000 RR	10	11 Laps	1'41.669	282,7	1'59.363	254,1			1	33
RET	16	99	L. SCASSA	ITA	VFT Racing	Ducati Panigale R	0			250,0	1'57.475	259,0	1		10	22

AIR	Humidity:	46%	Temp:	18°C
TRACK	Condition:	Dry	Temp:	27°C

Pole	Jonathan Rea	1'52.881	140.676	Km/h
Fastest Lap (New Record)	3° Tom Sykes	1'37.864	162.262	Km/h
Lap Record	2013 T.Sykes	1'37.932	162.150	Km/h
Best Lap	2014 T.Sykes	1'36.366	164.780	Km/h

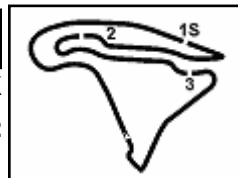
LAP LEADERS				
No. Rider	From	To	Laps	Total
66 T. SYKES	1	16	16	16
7 C. DAVIES	17	21	5	5

TOTAL LEADER LAPS			
No. Rider	Laps	No. Rider	Laps
66 T. SYKES	167	25 J. BROOKES	5
7 C. DAVIES	121	22 A. LOWES	1
1 J. REA	104	32 L. SAVADORI	1
69 N. HAYDEN	16	44 L. MAHIAS	1
34 D. GIUGLIANO	14		
60 M. VAN DER MARK	8		
2 L. CAMIER	6		

Start 02/10/2016 13:00 End 13:36 The results are provisional until the end of the time limit for protests and appeals and the completion of the technical checks.

These data/results cannot be reproduced, stored and/or transmitted in whole or in part by any manner of electronic, mechanical, photocopying, recording, broadcasting or otherwise now known or herein after developed without the previous express consent by the copyright owner, except for reproduction in daily press and regular printed publications on sale to the public within 60 days of the event related to those data/results and always provided that copyright symbol appears together as follows below.

© DORNA WSBK ORGANIZATION Srl 2016

**French Round, 30 September 1-2 October 2016**
World Superbike - Results Race 2

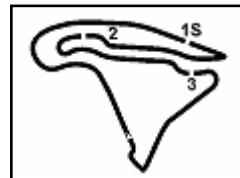
RACE HIGHLIGHTS

12.58.01		Warm-up Lap Start
13.00.50		Start
13.01.59		No Jump Start
13.02.07	99 Scassa	Crashed - Turn 13
13.03.08	99 Scassa	Out
13.04.23	99 Scassa	Medical Center
13.05.51		New Lap Record
13.17.50	94 Lussiana	Entered Pits
13.18.51	22 Lowes	Crashed - Turn 13
13.19.02	22 Lowes	Re-joined
13.20.05	94 Lussiana	Out
13.22.59	11 Al Sulaiti	Entered Pits
13.24.25	11 Al Sulaiti	Out
13.36.50		End Of Session

02/10/2016 Start End The results are provisional until the end of the time limit for protests and appeals
13:00 13:36 and the completion of the technical checks.

These data/results cannot be reproduced, stored and/or transmitted in whole or in part by any manner of electronic, mechanical, photocopying, recording, broadcasting or otherwise now known or herein after developed without the previous express consent by the copyright owner, except for reproduction in daily press and regular printed publications on sale to the public within 60 days of the event related to those data/results and always provided that copyright symbol appears together as follows below.

© DORNA WSBK ORGANIZATION Srl 2016



Magny-Cours 4.411 m

1 / 3

French Round, 30 September 1-2 October 2016

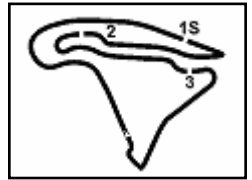
World Superbike - Lap Chart Race 2

Pos	Lap																				
	1	2	3	4	5	6	7	8	9	10	11	12	13	14	15	16	17	18	19	20	21
1	66	66	66	66	66	66	66	66	66	66	66	66	66	66	66	66	7	7	7	7	7
2	7	7	7	7	1	1	1	1	1	1	1	1	1	1	1	1	66	1	1	1	1
3	1	1	1	1	7	7	7	7	7	7	7	7	7	7	7	7	1	66	66	66	66
4	2	60	60	60	60	60	60	60	60	60	60	2	2	2	2	2	2	2	2	2	2
5	60	2	2	2	2	2	2	2	2	2	2	60	60	60	60	60	60	60	60	60	60
6	50	50	32	32	32	32	32	32	32	32	32	32	32	32	32	32	32	32	32	32	32
7	32	32	50	50	50	50	50	50	50	50	50	50	50	50	50	50	50	50	50	50	81
8	69	12	69	69	69	69	69	69	69	69	69	69	69	69	69	81	81	81	81	81	50
9	12	69	12	12	12	12	12	12	12	12	12	81	81	81	81	69	69	69	69	69	69
10	25	81	81	81	81	81	81	81	81	81	81	12	12	12	12	12	12	12	12	12	12
11	81	22	22	22	22	22	22	22	22	22	25	25	25	25	25	25	25	25	25	25	25
12	22	25	25	25	25	25	25	25	25	25	21	21	21	21	21	21	21	21	21	21	21
13	76	15	21	21	21	21	21	21	21	21	40	40	40	40	40	40	40	40	40	40	40
14	15	21	15	15	40	40	40	40	40	40	15	15	15	15	15	15	15	15	15	15	15
15	21	40	40	40	15	15	15	15	15	15	76	76	76	76	76	76	76	76	76	76	76
16	40	76	76	76	76	76	76	76	76	76	17	17	17	17	17	17	17	17	17	17	17
17	56	94	4	94	4	4	17	17	17	17	4	4	4	4	4	4	4	4	4	4	4
18	94	4	94	4	94	17	4	4	4	4	56	56	56	56	56	56	56	56	56	56	56
19	4	56	56	56	17	94	94	94	94	94	56	22	11	22	22	22	22	22	22	22	22
20	11	11	11	17	56	56	56	56	56	11	11	22	11	57	57	57	57	57	57	57	57
21	57	57	17	11	11	11	11	11	11	94	57	57	57	10	10	10	10	10	10	10	10
22	17	17	57	57	57	57	57	57	57	57	10	10	10								
23	10	10	10	10	10	10	10	10	10	10											

Final Result		
1	7 C. DAVIES	Laps 21
2	1 J. REA	2.091
3	66 T. SYKES	2.586
4	2 L. CAMIER	9.154
5	60 M. VAN DER MARK	11.020
6	32 L. SAVADORI	16.062
7	81 J. TORRES	18.242
8	50 S. GUINTOLI	18.951
9	69 N. HAYDEN	19.099
10	12 X. FORÉS	24.627
11	25 J. BROOKES	31.514
12	21 M. REITERBERGER	35.665
13	40 R. RAMOS	51.053
14	15 A. DE ANGELIS	54.239
15	76 M. LAGRIVE	59.954
16	17 K. ABRAHAM	1'12.959
17	4 G. VIZZIELLO	1'18.008
18	56 P. SEBESTYÉN	1'19.245
19	22 A. LOWES	1'27.462
20	57 A. PLANCASSAGNE	1 Lap
21	10 I. TÓTH	1 Lap
RET	11 S. AL SULAITI	8 Laps
RET	94 M. LUSSIANA	11 Laps
RET	99 L. SCASSA	

These data/results cannot be reproduced, stored and/or transmitted in whole or in part by any manner of electronic, mechanical, photocopying, recording, broadcasting or otherwise now known or herein after developed without the previous express consent by the copyright owner, except for reproduction in daily press and regular printed publications on sale to the public within 60 days of the event related to those data/results and always provided that copyright symbol appears together as follows below.

© DORNA WSBK ORGANIZATION Srl 2016



French Round, 30 September 1-2 October 2016

World Superbike - Lap Chart Race 2

Lap 1	
1	66 T. Sykes (GBR)
2	7 C. Davies (GBR) 0.203
3	1 J. Rea (GBR) 0.506
4	2 L. Camier (GBR) 1.435
5	60 M. van der Mark (NED) 1.545
6	50 S. Guintoli (FRA) 1.993
7	32 L. Savadori (ITA) 2.132
8	69 N. Hayden (USA) 3.379
9	12 X. Forés (ESP) 3.570
10	25 J. Brookes (AUS) 3.903
11	81 J. Torres (ESP) 4.231
12	22 A. Lowes (GBR) 4.669
13	76 M. Lagrive (FRA) 5.235
14	15 A. De Angelis (RSM) 5.486
15	21 M. Reiterberger (GER) 5.788
16	40 R. Ramos (ESP) 5.889
17	56 P. Sebestyén (HUN) 6.956
18	94 M. Lussiana (FRA) 7.405
19	4 G. Vizzello (ITA) 7.650
20	11 S. Al Sulaiti (QAT) 8.654
21	57 A. Plancassagne (FRA) 9.247
22	17 K. Abraham (CZE) 10.995
23	10 I. Tóth (HUN) 11.426

Lap 4	
1	66 T. Sykes (GBR)
2	7 C. Davies (GBR) 1.172
3	1 J. Rea (GBR) 1.404
4	60 M. van der Mark (NED) 4.069
5	2 L. Camier (GBR) 4.461
6	32 L. Savadori (ITA) 4.902
7	50 S. Guintoli (FRA) 6.410
8	69 N. Hayden (USA) 6.767
9	12 X. Forés (ESP) 7.162
10	81 J. Torres (ESP) 7.621
11	22 A. Lowes (GBR) 9.252
12	25 J. Brookes (AUS) 10.094
13	21 M. Reiterberger (GER) 11.739
14	15 A. De Angelis (RSM) 13.205
15	40 R. Ramos (ESP) 13.328
16	76 M. Lagrive (FRA) 15.433
17	94 M. Lussiana (FRA) 20.747
18	4 G. Vizzello (ITA) 21.211
19	56 P. Sebestyén (HUN) 21.418
20	17 K. Abraham (CZE) 21.846
21	11 S. Al Sulaiti (QAT) 22.813
22	57 A. Plancassagne (FRA) 25.803
23	10 I. Tóth (HUN) 35.276

Lap 7	
1	66 T. Sykes (GBR)
2	1 J. Rea (GBR) 1.064
3	7 C. Davies (GBR) 1.939
4	60 M. van der Mark (NED) 4.824
5	2 L. Camier (GBR) 5.068
6	32 L. Savadori (ITA) 6.925
7	50 S. Guintoli (FRA) 9.034
8	69 N. Hayden (USA) 9.495
9	12 X. Forés (ESP) 9.963
10	81 J. Torres (ESP) 10.386
11	22 A. Lowes (GBR) 11.113
12	25 J. Brookes (AUS) 12.696
13	21 M. Reiterberger (GER) 15.975
14	40 R. Ramos (ESP) 19.592
15	15 A. De Angelis (RSM) 20.210
16	76 M. Lagrive (FRA) 24.452
17	17 K. Abraham (CZE) 31.641
18	4 G. Vizzello (ITA) 32.066
19	94 M. Lussiana (FRA) 32.470
20	56 P. Sebestyén (HUN) 33.051
21	11 S. Al Sulaiti (QAT) 35.972
22	57 A. Plancassagne (FRA) 42.630
23	10 I. Tóth (HUN) 58.011

Lap 10	
1	66 T. Sykes (GBR)
2	1 J. Rea (GBR) 0.338
3	7 C. Davies (GBR) 1.815
4	60 M. van der Mark (NED) 5.230
5	2 L. Camier (GBR) 5.629
6	32 L. Savadori (ITA) 9.085
7	50 S. Guintoli (FRA) 11.121
8	69 N. Hayden (USA) 11.581
9	12 X. Forés (ESP) 12.296
10	81 J. Torres (ESP) 12.621
11	22 A. Lowes (GBR) 13.465
12	25 J. Brookes (AUS) 15.842
13	21 M. Reiterberger (GER) 20.088
14	40 R. Ramos (ESP) 24.814
15	15 A. De Angelis (RSM) 25.492
16	76 M. Lagrive (FRA) 32.115
17	17 K. Abraham (CZE) 39.653
18	4 G. Vizzello (ITA) 40.379
19	56 P. Sebestyén (HUN) 43.085
20	11 S. Al Sulaiti (QAT) 49.157
21	94 M. Lussiana (FRA) 55.970
22	57 A. Plancassagne (FRA) 57.512
23	10 I. Tóth (HUN) 1'20.912

Lap 2	
1	66 T. Sykes (GBR)
2	7 C. Davies (GBR) 0.329
3	1 J. Rea (GBR) 0.633
4	60 M. van der Mark (NED) 2.298
5	2 L. Camier (GBR) 2.537
6	50 S. Guintoli (FRA) 3.101
7	32 L. Savadori (ITA) 3.310
8	12 X. Forés (ESP) 4.295
9	69 N. Hayden (USA) 4.771
10	81 J. Torres (ESP) 5.475
11	22 A. Lowes (GBR) 6.012
12	25 J. Brookes (AUS) 6.209
13	15 A. De Angelis (RSM) 8.084
14	21 M. Reiterberger (GER) 8.441
15	40 R. Ramos (ESP) 8.714
16	76 M. Lagrive (FRA) 9.111
17	94 M. Lussiana (FRA) 11.489
18	4 G. Vizzello (ITA) 11.778
19	56 P. Sebestyén (HUN) 11.933
20	11 S. Al Sulaiti (QAT) 13.235
21	57 A. Plancassagne (FRA) 14.641
22	17 K. Abraham (CZE) 14.906
23	10 I. Tóth (HUN) 19.233

Lap 5	
1	66 T. Sykes (GBR)
2	1 J. Rea (GBR) 1.426
3	7 C. Davies (GBR) 1.622
4	60 M. van der Mark (NED) 4.316
5	2 L. Camier (GBR) 4.631
6	32 L. Savadori (ITA) 5.278
7	50 S. Guintoli (FRA) 7.201
8	69 N. Hayden (USA) 7.611
9	12 X. Forés (ESP) 7.992
10	81 J. Torres (ESP) 8.435
11	22 A. Lowes (GBR) 9.702
12	25 J. Brookes (AUS) 10.729
13	21 M. Reiterberger (GER) 12.940
14	40 R. Ramos (ESP) 15.437
15	15 A. De Angelis (RSM) 15.759
16	76 M. Lagrive (FRA) 18.414
17	4 G. Vizzello (ITA) 24.584
18	94 M. Lussiana (FRA) 24.965
19	17 K. Abraham (CZE) 25.552
20	56 P. Sebestyén (HUN) 25.512
21	11 S. Al Sulaiti (QAT) 26.951
22	57 A. Plancassagne (FRA) 30.675
23	10 I. Tóth (HUN) 43.154

Lap 8	
1	66 T. Sykes (GBR)
2	1 J. Rea (GBR) 0.684
3	7 C. Davies (GBR) 1.856
4	60 M. van der Mark (NED) 4.935
5	2 L. Camier (GBR) 5.319
6	32 L. Savadori (ITA) 7.919
7	50 S. Guintoli (FRA) 9.811
8	69 N. Hayden (USA) 10.244
9	12 X. Forés (ESP) 10.972
10	81 J. Torres (ESP) 11.253
11	22 A. Lowes (GBR) 12.216
12	25 J. Brookes (AUS) 13.538
13	21 M. Reiterberger (GER) 17.530
14	40 R. Ramos (ESP) 21.293
15	15 A. De Angelis (RSM) 22.017
16	76 M. Lagrive (FRA) 26.917
17	17 K. Abraham (CZE) 34.915
18	4 G. Vizzello (ITA) 35.318
19	94 M. Lussiana (FRA) 35.699
20	56 P. Sebestyén (HUN) 36.702
21	11 S. Al Sulaiti (QAT) 40.186
22	57 A. Plancassagne (FRA) 47.720
23	10 I. Tóth (HUN) 1'06.394

Lap 11	
1	66 T. Sykes (GBR)
2	1 J. Rea (GBR) 0.241
3	7 C. Davies (GBR) 1.577
4	60 M. van der Mark (NED) 5.314
5	2 L. Camier (GBR) 5.624
6	32 L. Savadori (ITA) 9.502
7	50 S. Guintoli (FRA) 11.420
8	69 N. Hayden (USA) 11.969
9	12 X. Forés (ESP) 12.884
10	81 J. Torres (ESP) 13.151
11	25 J. Brookes (AUS) 16.978
12	21 M. Reiterberger (GER) 21.072
13	40 R. Ramos (ESP) 26.724
14	15 A. De Angelis (RSM) 27.383
15	76 M. Lagrive (FRA) 34.496
16	17 K. Abraham (CZE) 41.879
17	4 G. Vizzello (ITA) 42.888
18	56 P. Sebestyén (HUN) 46.887
19	22 A. Lowes (GBR) 52.308
20	11 S. Al Sulaiti (QAT) 53.561
21	57 A. Plancassagne (FRA) 1'03.166
22	10 I. Tóth (HUN) 1'28.747

Lap 3	
1	66 T. Sykes (GBR)
2	7 C. Davies (GBR) 0.889
3	1 J. Rea (GBR) 1.104
4	60 M. van der Mark (NED) 3.284
5	2 L. Camier (GBR) 3.624
6	32 L. Savadori (ITA) 4.237
7	50 S. Guintoli (FRA) 4.708
8	69 N. Hayden (USA) 5.883
9	12 X. Forés (ESP) 6.092
10	81 J. Torres (ESP) 6.683
11	22 A. Lowes (GBR) 7.926
12	25 J. Brookes (AUS) 8.227
13	21 M. Reiterberger (GER) 10.205
14	15 A. De Angelis (RSM) 10.913
15	40 R. Ramos (ESP) 11.137
16	76 M. Lagrive (FRA) 12.169
17	4 G. Vizzello (ITA) 15.860
18	94 M. Lussiana (FRA) 16.186
19	56 P. Sebestyén (HUN) 16.476
20	11 S. Al Sulaiti (QAT) 18.061
21	17 K. Abraham (CZE) 18.618
22	57 A. Plancassagne (FRA) 20.383
23	10 I. Tóth (HUN) 27.318

Lap 6	
1	66 T. Sykes (GBR)
2	1 J. Rea (GBR) 1.309
3	7 C. Davies (GBR) 1.757
4	60 M. van der Mark (NED) 4.579
5	2 L. Camier (GBR) 4.839
6	32 L. Savadori (ITA) 5.724
7	50 S. Guintoli (FRA) 8.017
8	69 N. Hayden (USA) 8.307
9	12 X. Forés (ESP) 8.845
10	81 J. Torres (ESP) 9.239
11	22 A. Lowes (GBR) 10.259
12	25 J. Brookes (AUS) 11.642
13	21 M. Reiterberger (GER) 14.338
14	40 R. Ramos (ESP) 17.568
15	15 A. De Angelis (RSM) 18.198
16	76 M. Lagrive (FRA) 21.344
17	4 G. Vizzello (ITA) 28.161
18	17 K. Abraham (CZE) 28.557
19	94 M. Lussiana (FRA) 28.926
20	56 P. Sebestyén (HUN) 29.274
21	11 S. Al Sulaiti (QAT) 31.176
22	57 A. Plancassagne (FRA) 36.184
23	10 I. Tóth (HUN) 50.575

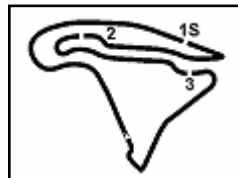
Lap 9	
1	66 T. Sykes (GBR)
2	1 J. Rea (GBR) 0.556
3	7 C. Davies (GBR) 2.079
4	60 M. van der Mark (NED) 5.177
5	2 L. Camier (GBR) 5.455
6	32 L. Savadori (ITA) 8.762
7	50 S. Guintoli (FRA) 10.683
8	69 N. Hayden (USA) 10.985
9	12 X. Forés (ESP) 11.856
10	81 J. Torres (ESP) 12.125
11	22 A. Lowes (GBR) 13.016
12	25 J. Brookes (AUS) 14.787
13	21 M. Reiterberger (GER) 19.078
14	40 R. Ramos (ESP) 23.179
15	15 A. De Angelis (RSM) 23.829
16	76 M. Lagrive (FRA) 29.657
17	17 K. Abraham (CZE) 37.553
18	4 G. Vizzello (ITA) 38.190
19	94 M. Lussiana (FRA) 38.818
20	56 P. Sebestyén (HUN) 40.053
21	11 S. Al Sulaiti (QAT) 44.507
22	57 A. Plancassagne (FRA) 52.798
23	10 I. Tóth (HUN) 1'13.221

Lap 12	
1	66 T. Sykes (GBR)
2	1 J. Rea (GBR) 0.178
3	7 C. Davies (GBR) 1.502
4	2 L. Camier (GBR) 5.849
5	60 M. van der Mark (NED) 6.152
6	32 L. Savadori (ITA) 10.072
7	50 S. Guintoli (FRA) 12.070
8	69 N. Hayden (USA) 12.485
9	81 J. Torres (ESP) 13.363
10	12 X. Forés (ESP) 13.875
11	25 J. Brookes (AUS) 18.027
12	21 M. Reiterberger (GER) 22.589
13	40 R. Ramos (ESP) 28.551
14	15 A. De Angelis (RSM) 30.192
15	76 M. Lagrive (FRA) 37.069
16	17 K. Abraham (CZE) 44.255
17	4 G. Vizzello (ITA) 46.187
18	56 P. Sebestyén (HUN) 50.682
19	11 S. Al Sulaiti (QAT) 58.343
20	22 A. Lowes (GBR) 1'00.893
21	57 A. Plancassagne (FRA) 1'08.346
22	10 I. Tóth (HUN) 1'36.608

Lap 13	
1	66 T. Sykes (GBR)

These data/results cannot be reproduced, stored and/or transmitted in whole or in part by any manner of electronic, mechanical, photocopying, recording, broadcasting or otherwise now known or herein after developed without the previous express consent by the copyright owner, except for reproduction in daily press and regular printed publications on sale to the public within 60 days of the event related to those data/results and always provided that copyright symbol appears together as follows below.

© DORNA WSBK ORGANIZATION Srl 2016



French Round, 30 September 1-2 October 2016

World Superbike - Lap Chart Race 2

2	1 J.Rea (GBR)	0.227	8	81 J.Torres (ESP)	14.442	15	76 M.Lagrive (FRA)	53.775
3	7 C.Davies (GBR)	0.950	9	69 N.Hayden (USA)	15.021	16	17 K.Abraham (CZE)	1'05.229
4	2 L.Camier (GBR)	5.604	10	12 X.Forés (ESP)	17.387	17	4 G.Vizzello (ITA)	1'11.227
5	60 M.van der Mark (NED)	6.103	11	25 J.Brookes (AUS)	22.342	18	56 P.Sebestyén (HUN)	1'12.830
6	32 L.Savadori (ITA)	10.127	12	21 M.Reiterberger (GER)	28.549	19	22 A.Lowes (GBR)	1'17.317
7	50 S.Guintoli (FRA)	12.165	13	40 R.Ramos (ESP)	33.914	20	57 A.Plancassagne (FRA)	
8	69 N.Hayden (USA)	12.549	14	15 A.De Angelis (RSM)	40.718	21	10 I.Tóth (HUN)	
9	81 J.Torres (ESP)	13.375	15	76 M.Lagrive (FRA)	46.417			
10	12 X.Forés (ESP)	14.501	16	17 K.Abraham (CZE)	54.181			
11	25 J.Brookes (AUS)	18.820	17	4 G.Vizzello (ITA)	1'01.074			
12	21 M.Reiterberger (GER)	23.222	18	56 P.Sebestyén (HUN)	1'03.389			
13	40 R.Ramos (ESP)	29.592	19	22 A.Lowes (GBR)	1'10.902			
14	15 A.De Angelis (RSM)	31.637	20	57 A.Plancassagne (FRA)	1'26.794			
15	76 M.Lagrive (FRA)	39.002	21	10 I.Tóth (HUN)				
16	17 K.Abraham (CZE)	46.323						
17	4 G.Vizzello (ITA)	49.494						
18	56 P.Sebestyén (HUN)	53.789						
19	22 A.Lowes (GBR)	1'03.886						
20	11 S.Al Sulaiti (QAT)	1'06.886						
21	57 A.Plancassagne (FRA)	1'12.654						
22	10 I.Tóth (HUN)							

Lap 14

1	66 T.Sykes (GBR)	
2	1 J.Rea (GBR)	0.251
3	7 C.Davies (GBR)	0.861
4	2 L.Camier (GBR)	5.681
5	60 M.van der Mark (NED)	6.617
6	32 L.Savadori (ITA)	10.590
7	50 S.Guintoli (FRA)	13.074
8	69 N.Hayden (USA)	13.367
9	81 J.Torres (ESP)	13.797
10	12 X.Forés (ESP)	15.526
11	25 J.Brookes (AUS)	20.249
12	21 M.Reiterberger (GER)	24.781
13	40 R.Ramos (ESP)	31.386
14	15 A.De Angelis (RSM)	34.217
15	76 M.Lagrive (FRA)	41.766
16	17 K.Abraham (CZE)	48.762
17	4 G.Vizzello (ITA)	53.681
18	56 P.Sebestyén (HUN)	57.311
19	22 A.Lowes (GBR)	1'06.791
20	57 A.Plancassagne (FRA)	1'18.140
21	10 I.Tóth (HUN)	

Lap 15

1	66 T.Sykes (GBR)	
2	1 J.Rea (GBR)	0.124
3	7 C.Davies (GBR)	0.616
4	2 L.Camier (GBR)	5.701
5	60 M.van der Mark (NED)	7.099
6	32 L.Savadori (ITA)	11.482
7	50 S.Guintoli (FRA)	13.751
8	69 N.Hayden (USA)	14.007
9	81 J.Torres (ESP)	14.244
10	12 X.Forés (ESP)	16.259
11	25 J.Brookes (AUS)	21.420
12	21 M.Reiterberger (GER)	26.670
13	40 R.Ramos (ESP)	32.744
14	15 A.De Angelis (RSM)	36.926
15	76 M.Lagrive (FRA)	44.141
16	17 K.Abraham (CZE)	51.356
17	4 G.Vizzello (ITA)	57.684
18	56 P.Sebestyén (HUN)	1'00.577
19	22 A.Lowes (GBR)	1'09.015
20	57 A.Plancassagne (FRA)	1'22.535
21	10 I.Tóth (HUN)	

Lap 16

1	66 T.Sykes (GBR)	
2	1 J.Rea (GBR)	0.250
3	7 C.Davies (GBR)	0.439
4	2 L.Camier (GBR)	5.310
5	60 M.van der Mark (NED)	7.393
6	32 L.Savadori (ITA)	11.523
7	50 S.Guintoli (FRA)	14.065

Lap 17

1	7 C.Davies (GBR)	
2	66 T.Sykes (GBR)	0.464
3	1 J.Rea (GBR)	0.689
4	2 L.Camier (GBR)	5.562
5	60 M.van der Mark (NED)	7.374
6	32 L.Savadori (ITA)	11.542
7	50 S.Guintoli (FRA)	14.063
8	81 J.Torres (ESP)	14.825
9	69 N.Hayden (USA)	15.203
10	12 X.Forés (ESP)	17.723
11	25 J.Brookes (AUS)	23.131
12	21 M.Reiterberger (GER)	29.371
13	40 R.Ramos (ESP)	35.251
14	15 A.De Angelis (RSM)	43.246
15	76 M.Lagrive (FRA)	48.256
16	17 K.Abraham (CZE)	56.916
17	4 G.Vizzello (ITA)	1'03.857
18	56 P.Sebestyén (HUN)	1'06.000
19	22 A.Lowes (GBR)	1'12.426
20	57 A.Plancassagne (FRA)	1'30.706
21	10 I.Tóth (HUN)	

Lap 18

1	7 C.Davies (GBR)	
2	1 J.Rea (GBR)	1.060
3	66 T.Sykes (GBR)	1.394
4	2 L.Camier (GBR)	6.676
5	60 M.van der Mark (NED)	8.323
6	32 L.Savadori (ITA)	12.611
7	50 S.Guintoli (FRA)	15.124
8	81 J.Torres (ESP)	15.506
9	69 N.Hayden (USA)	16.336
10	12 X.Forés (ESP)	19.269
11	25 J.Brookes (AUS)	25.194
12	21 M.Reiterberger (GER)	31.278
13	40 R.Ramos (ESP)	37.539
14	15 A.De Angelis (RSM)	46.817
15	76 M.Lagrive (FRA)	51.219
16	17 K.Abraham (CZE)	1'01.046
17	4 G.Vizzello (ITA)	1'07.663
18	56 P.Sebestyén (HUN)	1'09.529
19	22 A.Lowes (GBR)	1'14.938
20	57 A.Plancassagne (FRA)	
21	10 I.Tóth (HUN)	

Lap 19

1	7 C.Davies (GBR)	
2	1 J.Rea (GBR)	1.369
3	66 T.Sykes (GBR)	2.112
4	2 L.Camier (GBR)	7.523
5	60 M.van der Mark (NED)	9.279
6	32 L.Savadori (ITA)	13.861
7	50 S.Guintoli (FRA)	16.910
8	81 J.Torres (ESP)	17.085
9	69 N.Hayden (USA)	17.657
10	12 X.Forés (ESP)	20.991
11	25 J.Brookes (AUS)	27.792
12	21 M.Reiterberger (GER)	33.329
13	40 R.Ramos (ESP)	40.926
14	15 A.De Angelis (RSM)	49.798

Lap 20

1	7 C.Davies (GBR)	2.097
2	1 J.Rea (GBR)	2.585
3	66 T.Sykes (GBR)	8.689
4	2 L.Camier (GBR)	10.268
5	60 M.van der Mark (NED)	14.851
6	32 L.Savadori (ITA)	17.809
7	50 S.Guintoli (FRA)	17.947
8	81 J.Torres (ESP)	18.387
9	69 N.Hayden (USA)	22.453
10	12 X.Forés (ESP)	29.738
11	25 J.Brookes (AUS)	34.750
12	21 M.Reiterberger (GER)	45.452
13	40 R.Ramos (ESP)	52.194
14	15 A.De Angelis (RSM)	56.447
15	76 M.Lagrive (FRA)	1'08.711
16	17 K.Abraham (CZE)	1'14.576
17	4 G.Vizzello (ITA)	1'15.852
18	56 P.Sebestyén (HUN)	1'19.630
19	22 A.Lowes (GBR)	
20	57 A.Plancassagne (FRA)	
21	10 I.Tóth (HUN)	

Lap 21

1	7 C.Davies (GBR)	
2	1 J.Rea (GBR)	2.091
3	66 T.Sykes (GBR)	2.586
4	2 L.Camier (GBR)	9.154
5	60 M.van der Mark (NED)	11.020
6	32 L.Savadori (ITA)	16.062
7	81 J.Torres (ESP)	18.242
8	50 S.Guintoli (FRA)	18.951
9	69 N.Hayden (USA)	19.099
10	12 X.Forés (ESP)	24.627
11	25 J.Brookes (AUS)	31.514
12	21 M.Reiterberger (GER)	35.665
13	40 R.Ramos (ESP)	51.053
14	15 A.De Angelis (RSM)	54.239
15	76 M.Lagrive (FRA)	59.954
16	17 K.Abraham (CZE)	1'12.959
17	4 G.Vizzello (ITA)	1'18.008
18	56 P.Sebestyén (HUN)	1'19.245
19	22 A.Lowes (GBR)	1'27.462

These data/results cannot be reproduced, stored and/or transmitted in whole or in part by any manner of electronic, mechanical, photocopying, recording, broadcasting or otherwise now known or herein after developed without the previous express consent by the copyright owner, except for reproduction in daily press and regular printed publications on sale to the public within 60 days of the event related to those data/results and always provided that copyright symbol appears together as follows below.

© DORNA WSBK ORGANIZATION Srl 2016

French Round, 30 September 1-2 October 2016

World Superbike - Best Sector & Speed Race 2

Magny-Cours 4.411 m

Results

1	7 C. DAVIES	Ducati Panigale R	Laps 21
2	1 J. REA	Kawasaki ZX-10R	2.091
3	66 T. SYKES	Kawasaki ZX-10R	2.586
4	2 L. CAMIER	MV Austa 1000 F4	9.154
5	60 M. VAN DER MARK	Honda CBR1000RR SP	11.020
6	32 L. SAVADORI	Aprilia RS4 V4 RF	16.062
7	81 J. TORRES	BMW S1000 RR	18.242
8	50 S. GUINTOLI	Yamaha YZF R1	18.951
9	69 N. HAYDEN	Honda CBR1000RR SP	19.099
10	12 X. FORÉS	Ducati Panigale R	24.627
11	25 J. BROOKES	BMW S1000 RR	31.514
12	21 M. REITERBERGER	BMW S1000 RR	35.665
13	40 R. RAMOS	Kawasaki ZX-10R	51.053
14	15 A. DE ANGELIS	Aprilia RS4 V4 RF	54.239
15	76 M. LAGRIVE	Kawasaki ZX-10R	59.954
16	17 K. ABRAHAM	BMW S1000 RR	1'12.959
17	4 G. VIZZIELLO	Kawasaki ZX-10R	1'18.008
18	56 P. SEBESTYÉN	Yamaha YZF R1	1'19.245
19	22 A. LOWES	Yamaha YZF R1	1'27.462
20	57 A. PLANCASSAGNE	Yamaha YZF R1	1 Lap
21	10 I. TÓTH	Yamaha YZF R1	1 Lap
RET	11 S. AL SULAITI	Kawasaki ZX-10R	8 Laps
RET	94 M. LUSSIANA	BMW S1000 RR	11 Laps
RET	99 L. SCASSA	Ducati Panigale R	

Best Sector & Speed

1	66 T. SYKES	Kawasaki ZX-10R	295.1
2	1 J. REA	Kawasaki ZX-10R	292.7
3	7 C. DAVIES	Ducati Panigale R	291.9
4	21 M. REITERBERGER	BMW S1000 RR	290.3
5	25 J. BROOKES	BMW S1000 RR	290.3
6	50 S. GUINTOLI	Yamaha YZF R1	290.3
7	32 L. SAVADORI	Aprilia RS4 V4 RF	289.5
8	60 M. VAN DER MARK	Honda CBR1000RR SP	288.8
9	81 J. TORRES	BMW S1000 RR	288.8
10	2 L. CAMIER	MV Austa 1000 F4	288.0
11	40 R. RAMOS	Kawasaki ZX-10R	288.0
12	69 N. HAYDEN	Honda CBR1000RR SP	287.2
13	17 K. ABRAHAM	BMW S1000 RR	286.5
14	22 A. LOWES	Yamaha YZF R1	285.0
15	12 X. FORÉS	Ducati Panigale R	284.2
16	15 A. DE ANGELIS	Aprilia RS4 V4 RF	283.5
17	94 M. LUSSIANA	BMW S1000 RR	282.7
18	76 M. LAGRIVE	Kawasaki ZX-10R	279.8
19	11 S. AL SULAITI	Kawasaki ZX-10R	278.4
20	4 G. VIZZIELLO	Kawasaki ZX-10R	278.4
21	56 P. SEBESTYÉN	Yamaha YZF R1	274.8
22	10 I. TÓTH	Yamaha YZF R1	274.1
23	57 A. PLANCASSAGNE	Yamaha YZF R1	267.3
24	99 L. SCASSA	Ducati Panigale R	250.0

Seg. 1

1	1 J. REA	29.214
2	7 C. DAVIES	29.313
3	32 L. SAVADORI	29.317
4	60 M. VAN DER MARK	29.341
5	81 J. TORRES	29.342
6	69 N. HAYDEN	29.367
7	66 T. SYKES	29.404
8	25 J. BROOKES	29.415
9	50 S. GUINTOLI	29.478
10	2 L. CAMIER	29.505
11	22 A. LOWES	29.519
12	12 X. FORÉS	29.542
13	21 M. REITERBERGE	29.581
14	15 A. DE ANGELIS	29.679
15	17 K. ABRAHAM	29.789
16	40 R. RAMOS	29.891
17	76 M. LAGRIVE	29.952
18	94 M. LUSSIANA	30.188
19	4 G. VIZZIELLO	30.229
20	56 P. SEBESTYÉN	30.281
21	11 S. AL SULAITI	30.369
22	57 A. PLANCASSAGN	30.872
23	10 I. TÓTH	31.215
24	99 L. SCASSA	32.069

Seg. 2

1	66 T. SYKES	21.350
2	1 J. REA	21.393
3	2 L. CAMIER	21.417
4	7 C. DAVIES	21.438
5	60 M. VAN DER MARK	21.466
6	32 L. SAVADORI	21.511
7	50 S. GUINTOLI	21.600
8	69 N. HAYDEN	21.653
9	22 A. LOWES	21.684
10	81 J. TORRES	21.692
11	12 X. FORÉS	21.714
12	25 J. BROOKES	21.737
13	40 R. RAMOS	21.788
14	21 M. REITERBERGE	21.803
15	15 A. DE ANGELIS	21.940
16	17 K. ABRAHAM	22.031
17	76 M. LAGRIVE	22.079
18	4 G. VIZZIELLO	22.125
19	56 P. SEBESTYÉN	22.290
20	94 M. LUSSIANA	22.304
21	57 A. PLANCASSAGN	22.638
22	11 S. AL SULAITI	22.658
23	10 I. TÓTH	23.221
24	99 L. SCASSA	23.278

Seg. 3

1	7 C. DAVIES	22.053
2	66 T. SYKES	22.066
3	1 J. REA	22.083
4	2 L. CAMIER	22.119
5	60 M. VAN DER MARK	22.209
6	81 J. TORRES	22.236
7	69 N. HAYDEN	22.253
8	32 L. SAVADORI	22.255
9	12 X. FORÉS	22.296
10	22 A. LOWES	22.319
11	21 M. REITERBERGE	22.365
12	25 J. BROOKES	22.380
13	50 S. GUINTOLI	22.434
14	40 R. RAMOS	22.607
15	4 G. VIZZIELLO	22.643
16	15 A. DE ANGELIS	22.679
17	76 M. LAGRIVE	22.788
18	17 K. ABRAHAM	22.933
19	94 M. LUSSIANA	22.968
20	56 P. SEBESTYÉN	22.996
21	11 S. AL SULAITI	23.192
22	57 A. PLANCASSAGN	23.198
23	99 L. SCASSA	23.475
24	10 I. TÓTH	23.955

Seg. 4

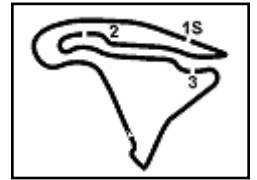
1	1 J. REA	24.901
2	66 T. SYKES	24.957
3	60 M. VAN DER MARK	25.055
4	2 L. CAMIER	25.073
5	7 C. DAVIES	25.074
6	22 A. LOWES	25.172
7	32 L. SAVADORI	25.191
8	25 J. BROOKES	25.222
9	12 X. FORÉS	25.252
10	69 N. HAYDEN	25.257
11	81 J. TORRES	25.269
12	50 S. GUINTOLI	25.305
13	40 R. RAMOS	25.348
14	21 M. REITERBERGE	25.399
15	15 A. DE ANGELIS	25.468
16	17 K. ABRAHAM	25.703
17	4 G. VIZZIELLO	25.731
18	76 M. LAGRIVE	25.749
19	56 P. SEBESTYÉN	25.769
20	11 S. AL SULAITI	25.909
21	94 M. LUSSIANA	26.011
22	57 A. PLANCASSAGN	26.195
23	10 I. TÓTH	26.853

02/10/2016

These data/results cannot be reproduced, stored and/or transmitted in whole or in part by any manner of electronic, mechanical, photocopying, recording, broadcasting or otherwise now known or herein after developed without the previous express consent by the copyright owner, except for reproduction in daily press and regular printed publications on sale to the public within 60 days of the event related to those data/results and always provided that copyright symbol appears together as follows below.

© DORNA WSBK ORGANIZATION Srl 2016



French Round, 30 September 1-2 October 2016
World Superbike - Chronological Analysis Race 2

Magny-Cours 4.411 m

Start at 13:00'30.468

1 / 4

7 C. DAVIES (1'38.185)

Lap	Seq. 1	Seq. 2	Seq. 3	Seq. 4	Lap Time	km/h	Local Time
1	29.363	21.801	22.192	25.100	1'38.456	282.0	13:02'08.924
2	29.454	21.734	22.134	25.108	1'38.430	281.3	13:03'47.354
3	29.313	21.569	22.468	25.074	1'38.424	289.5	13:05'25.778
4	29.377	21.505	22.150	25.199	1'38.231	289.5	13:07'04.009
5	29.502	21.549	22.529	25.265	1'38.845	288.8	13:08'42.854
6	29.408	21.669	22.195	25.184	1'38.456	285.7	13:10'21.310
7	29.444	21.634	22.156	25.076	1'38.310	288.8	13:11'59.620
8	29.459	21.566	22.264	25.109	1'38.398	289.5	13:13'38.018
9	29.593	21.610	22.356	25.214	1'38.773	287.2	13:15'16.791
10	29.571	21.576	22.316	25.129	1'38.592	288.0	13:16'55.383
11	29.570	21.583	22.232	25.130	1'38.515	288.8	13:18'33.898
12	29.573	21.597	22.241	25.171	1'38.582	291.9	13:20'12.480
13	29.445	21.560	22.293	25.275	1'38.573	289.5	13:21'51.053
14	29.453	21.644	22.240	25.150	1'38.487	282.7	13:23'29.540
15	29.441	21.593	22.202	25.262	1'38.498	287.2	13:25'08.038
16	29.375	21.688	22.370	25.381	1'38.814	282.0	13:26'46.852
17	29.456	21.583	22.149	25.529	1'38.717	280.5	13:28'25.569
18	29.469	21.438	22.053	25.225	1'38.185	289.5	13:30'03.754
19	29.498	21.444	22.151	25.224	1'38.317	291.9	13:31'42.071
20	29.517	21.640	22.214	25.221	1'38.592	289.5	13:33'20.863
21	29.639	21.693	22.388	25.282	1'39.002	288.8	13:34'59.665

2 L. CAMIER (1'38.357)

Lap	Seq. 1	Seq. 2	Seq. 3	Seq. 4	Lap Time	km/h	Local Time
1	29.787	22.337	22.276	25.288	1'39.688	279.1	13:02'10.156
2	29.623	21.874	22.530	25.379	1'39.406	286.5	13:03'49.562
3	29.626	21.673	22.255	25.397	1'38.951	287.2	13:05'28.513
4	29.682	21.705	22.325	25.073	1'38.785	284.2	13:07'07.298
5	29.555	21.582	22.199	25.229	1'38.565	284.2	13:08'45.863
6	29.542	21.543	22.247	25.197	1'38.529	287.2	13:10'24.392
7	29.505	21.451	22.261	25.140	1'38.357	287.2	13:12'02.749
8	29.624	21.537	22.352	25.219	1'38.732	286.5	13:13'41.481
9	29.679	21.513	22.296	25.198	1'38.686	284.2	13:15'20.167
10	29.610	21.591	22.427	25.402	1'39.030	286.5	13:16'59.197
11	29.666	21.450	22.313	25.319	1'38.748	285.0	13:18'37.945
12	29.560	21.597	22.436	25.289	1'38.882	288.0	13:20'16.827
13	29.650	21.778	22.311	25.141	1'38.880	285.7	13:21'55.707
14	29.695	21.648	22.119	25.191	1'38.653	283.5	13:23'34.360
15	29.738	21.508	22.247	25.270	1'38.763	284.2	13:25'13.123
16	29.641	21.417	22.343	25.199	1'38.600	285.7	13:26'51.723
17	29.565	21.521	22.320	25.002	1'38.408	284.2	13:28'31.131
18	29.747	21.851	22.393	25.308	1'39.299	284.2	13:30'10.430
19	29.775	21.650	22.277	25.462	1'39.164	285.0	13:31'49.594
20	29.907	21.636	22.774	25.441	1'39.758	285.7	13:33'29.352
21	29.746	21.862	22.323	25.536	1'39.467	285.0	13:35'08.819

1 J. REA (1'37.883)

Lap	Seq. 1	Seq. 2	Seq. 3	Seq. 4	Lap Time	km/h	Local Time
1	29.292	21.976	22.294	25.197	1'38.759	287.2	13:02'09.227
2	29.417	21.662	22.183	25.169	1'38.431	279.8	13:03'47.658
3	29.316	21.601	22.305	25.113	1'38.335	282.7	13:05'25.993
4	29.315	21.666	22.083	25.184	1'38.248	279.1	13:07'04.241
5	29.318	21.634	22.280	25.185	1'38.417	282.0	13:08'42.658
6	29.533	21.507	22.178	24.966	1'38.204	288.8	13:10'20.862
7	29.429	21.393	22.160	24.901	1'37.883	285.0	13:11'58.745
8	29.472	21.470	22.165	24.994	1'38.101	288.0	13:13'36.846
9	29.524	21.476	22.186	25.236	1'38.422	289.5	13:15'15.266
10	29.498	21.647	22.248	25.245	1'38.638	281.3	13:16'53.968
11	29.470	21.649	22.285	25.252	1'38.656	278.4	13:18'32.562
12	29.565	21.608	22.205	25.216	1'38.594	282.7	13:20'11.156
13	29.641	21.695	22.510	25.328	1'39.174	284.2	13:21'50.330
14	29.499	21.705	22.232	25.164	1'38.600	287.2	13:23'28.930
15	29.380	21.663	22.195	25.378	1'38.616	285.7	13:25'07.546
16	29.609	21.623	22.461	25.424	1'39.117	281.3	13:26'46.663
17	29.430	22.173	22.440	25.552	1'39.595	292.7	13:28'26.258
18	29.214	21.663	22.341	25.338	1'38.556	286.5	13:30'04.814
19	29.529	21.533	22.227	25.337	1'38.626	288.8	13:31'43.440
20	29.701	21.713	22.457	25.449	1'39.320	285.7	13:33'22.760
21	29.637	21.666	22.319	25.374	1'38.996	286.5	13:35'01.756

60 M. VAN DER MARK (1'38.373)

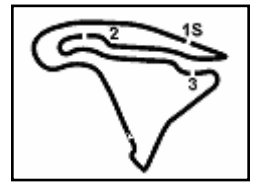
Lap	Seq. 1	Seq. 2	Seq. 3	Seq. 4	Lap Time	km/h	Local Time
1	29.802	22.194	22.209	25.593	1'39.798	271.4	13:02'10.266
2	29.368	21.899	22.524	25.266	1'39.057	287.2	13:03'49.323
3	29.475	21.673	22.454	25.248	1'38.850	286.5	13:05'28.173
4	29.341	21.759	22.437	25.196	1'38.733	288.0	13:07'06.906
5	29.398	21.584	22.511	25.149	1'38.642	288.0	13:08'45.548
6	29.351	21.701	22.380	25.152	1'38.584	288.0	13:10'24.132
7	29.374	21.466	22.478	25.055	1'38.373	288.8	13:12'02.505
8	29.479	21.558	22.489	25.066	1'38.592	287.2	13:13'41.097
9	29.515	21.599	22.491	25.187	1'38.792	285.7	13:15'19.889
10	29.582	21.564	22.541	25.222	1'38.909	288.0	13:16'58.798
11	29.553	21.629	22.447	25.208	1'38.837	286.5	13:18'37.635
12	29.546	21.738	22.520	25.691	1'39.495	286.5	13:20'17.130
13	29.485	21.943	22.433	25.215	1'39.076	282.0	13:21'56.206
14	29.440	21.893	22.439	25.318	1'39.090	287.2	13:23'35.296
15	29.595	21.787	22.479	25.364	1'39.225	285.7	13:25'14.521
16	29.550	21.898	22.466	25.371	1'39.285	285.7	13:26'53.806
17	29.591	21.767	22.513	25.266	1'39.137	285.0	13:28'32.943
18	29.563	21.918	22.422	25.231	1'39.134	285.0	13:30'12.077
19	29.503	21.966	22.564	25.240	1'39.273	287.2	13:31'51.350
20	29.563	22.018	22.520	25.480	1'39.581	284.2	13:33'30.931
21	29.597	21.961	22.601	25.595	1'39.754	285.0	13:35'10.685

66 T. SYKES (1'37.864)

Lap	Seq. 1	Seq. 2	Seq. 3	Seq. 4	Lap Time	km/h	Local Time
1	29.350	21.504	22.307	25.092	1'38.253	286.5	13:02'08.721
2	29.601	21.519	22.099	25.085	1'38.304	287.2	13:03'47.025
3	29.407	21.350	22.066	25.041	1'37.864	291.9	13:05'24.889
4	29.454	21.391	22.090	25.013	1'37.948	291.1	13:07'02.837
5	29.526	21.538	22.229	25.102	1'38.395	288.8	13:08'41.232
6	29.651	21.480	22.233	24.957	1'38.321	288.0	13:10'19.553
7	29.512	21.458	22.190	24.968	1'38.128	289.5	13:11'57.681
8	29.667	21.477	22.218	25.119	1'38.481	288.0	13:13'36.162
9	29.655	21.507	22.261	25.127	1'38.550	289.5	13:15'14.712
10	29.709	21.578	22.283	25.286	1'38.856	287.2	13:16'53.568
11	29.666	21.574	22.366	25.147	1'38.753	289.5	13:18'32.321
12	29.591	21.515	22.390	25.161	1'38.657	288.8	13:20'10.978
13	29.724	21.623	22.507	25.271	1'39.125	287.2	13:21'50.103
14	29.682	21.619	22.174	25.101	1'38.576	288.8	13:23'28.679
15	29.583	21.547	22.301	25.312	1'38.743	291.1	13:25'07.422
16	29.706	21.563	22.480	25.242	1'38.991	291.1	13:26'46.413
17	29.637	22.104	22.492	25.387	1'39.620	295.1	13:28'26.033
18	29.404	22.002	22.354	25.355	1'39.115	287.2	13:30'05.148
19	29.478	21.717	22.472	25.368	1'39.035	281.3	13:31'44.183
20	29.525	21.744	22.567	25.229	1'39.065	285.0	13:33'23.248
21	29.497	21.689	22.420	25.397	1'39.003	287.2	13:35'02.251

32 L. SAVADORI (1'38.613)

Lap	Seq. 1	Seq. 2	Seq. 3	Seq. 4	Lap Time	km/h	Local Time
1	30.175	22.288	22.515	25.407	1'40.385	254.7	13:02'10.853
2	29.397	22.068	22.543	25.474	1'39.482	281.3	13:03'50.335
3	29.317	21.811	22.296	25.367	1'38.791	281.3	13:05'29.126
4	29.517	21.650	22.255	25.191	1'38.613	283.5	13:07'07.739
5	29.324	21.757	22.346	25.344	1'38.771	266.7	13:08'46.510
6	29.485	21.697	22.307	25.278	1'38.767	276.2	13:10'25.277
7	29.459	21.845	22.632	25.393	1'39.329	278.4	13:12'04.606
8	29.751	21.733	22.622	25.369	1'39.475	279.1	13:13'44.081
9	29.769	21.595	22.471	25.558	1'39.393	287.2	13:15'23.474
10	29.695	21.607	22.457	25.420	1'39.179	281.3	13:17'02.653
11	29.637	21.632	22.564	25.337	1'39.170	288.0	13:18'41.823
12	29.705						



Magny-Cours 4.411 m

French Round, 30 September 1-2 October 2016

World Superbike - Chronological Analysis Race 2

Start at 13:00'30.468

2 / 4

81 J. TORRES (1'38.866)							
Lap	Seq. 1	Seq. 2	Seq. 3	Seq. 4	Lap Time	km/h	Local Time
1	31.202	22.911	22.768	25.603	1'42.484	262.1	13:02'12.952
2	29.386	22.194	22.699	25.269	1'39.548	267.3	13:03'52.500
3	29.552	21.862	22.307	25.351	1'39.072	282.0	13:05'31.572
4	29.543	21.692	22.301	25.350	1'38.886	282.0	13:07'10.458
5	29.342	22.094	22.268	25.505	1'39.209	276.2	13:08'49.667
6	29.472	21.920	22.329	25.404	1'39.125	276.9	13:10'28.792
7	29.438	21.939	22.317	25.581	1'39.275	274.8	13:12'08.067
8	29.505	21.995	22.236	25.612	1'39.348	274.8	13:13'47.415
9	29.595	22.022	22.335	25.470	1'39.422	275.5	13:15'26.837
10	29.539	22.024	22.282	25.507	1'39.352	273.4	13:17'06.189
11	29.459	21.914	22.320	25.593	1'39.286	276.2	13:18'45.475
12	29.481	21.763	22.285	25.337	1'38.866	282.7	13:20'24.341
13	29.471	22.028	22.309	25.329	1'39.137	288.0	13:22'03.478
14	29.473	21.872	22.301	25.352	1'38.998	286.5	13:23'42.476
15	29.456	21.957	22.371	25.406	1'39.190	274.8	13:25'21.666
16	29.512	21.920	22.407	25.350	1'39.189	278.4	13:27'00.855
17	29.549	21.917	22.580	25.493	1'39.539	283.5	13:28'40.394
18	29.485	21.806	22.305	25.270	1'38.866	285.0	13:30'19.260
19	29.556	22.027	22.681	25.632	1'39.896	286.5	13:31'59.156
20	29.419	21.915	22.560	25.560	1'39.454	283.5	13:33'38.610
21	29.556	21.849	22.477	25.415	1'39.297	288.8	13:35'17.907

12 X. FORÉS (1'39.018)							
Lap	Seq. 1	Seq. 2	Seq. 3	Seq. 4	Lap Time	km/h	Local Time
1	30.524	22.533	22.822	25.944	1'41.823	263.4	13:02'12.291
2	29.763	21.718	22.296	25.252	1'39.029	272.7	13:03'51.320
3	29.609	22.235	22.340	25.477	1'39.661	283.5	13:05'30.981
4	29.697	21.714	22.331	25.276	1'39.018	273.4	13:07'09.999
5	29.542	21.865	22.389	25.429	1'39.225	276.2	13:08'49.224
6	29.617	21.829	22.395	25.333	1'39.174	274.8	13:10'28.398
7	29.596	21.913	22.381	25.356	1'39.246	281.3	13:12'07.644
8	29.680	21.829	22.472	25.509	1'39.490	277.6	13:13'47.134
9	29.808	21.771	22.448	25.407	1'39.434	282.7	13:15'26.568
10	29.673	21.804	22.456	25.363	1'39.296	282.0	13:17'05.864
11	29.691	21.827	22.375	25.448	1'39.341	278.4	13:18'45.205
12	29.700	22.094	22.468	25.386	1'39.648	282.0	13:20'24.853
13	29.694	22.185	22.397	25.475	1'39.751	284.2	13:22'04.604
14	29.633	21.881	22.511	25.576	1'39.601	278.4	13:23'44.205
15	29.720	21.860	22.536	25.360	1'39.476	278.4	13:25'23.681
16	29.689	22.167	22.771	25.492	1'40.119	282.0	13:27'03.800
17	29.614	21.761	22.472	25.645	1'39.492	283.5	13:28'43.292
18	29.693	21.889	22.566	25.583	1'39.731	278.4	13:30'23.023
19	29.962	22.008	22.534	25.535	1'40.039	281.3	13:32'03.062
20	29.859	22.001	22.476	25.718	1'40.054	273.4	13:33'43.116
21	29.997	22.117	22.746	26.316	1'41.176	284.2	13:35'24.292

50 S. GUINTOLI (1'39.052)							
Lap	Seq. 1	Seq. 2	Seq. 3	Seq. 4	Lap Time	km/h	Local Time
1	30.016	22.304	22.513	25.413	1'40.246	273.4	13:02'10.714
2	29.513	21.994	22.552	25.353	1'39.412	278.4	13:03'50.126
3	29.478	22.202	22.455	25.336	1'39.471	280.5	13:05'29.597
4	29.641	22.067	22.529	25.413	1'39.650	271.4	13:07'09.247
5	29.554	21.769	22.522	25.341	1'39.186	279.1	13:08'48.433
6	29.531	21.624	22.540	25.442	1'39.137	285.7	13:10'27.570
7	29.544	21.736	22.560	25.305	1'39.145	281.3	13:12'06.715
8	29.576	21.767	22.506	25.409	1'39.258	283.5	13:13'45.973
9	29.646	21.795	22.500	25.481	1'39.422	279.1	13:15'25.395
10	29.529	21.799	22.575	25.391	1'39.294	283.5	13:17'04.689
11	29.514	21.600	22.481	25.457	1'39.052	288.0	13:18'43.741
12	29.575	21.753	22.505	25.474	1'39.307	282.7	13:20'23.048
13	29.695	21.734	22.434	25.357	1'39.220	282.0	13:22'02.268
14	29.521	21.775	22.579	25.610	1'39.485	285.0	13:23'41.753
15	29.676	21.809	22.542	25.393	1'39.420	285.0	13:25'21.173
16	29.579	21.713	22.599	25.414	1'39.305	284.2	13:27'00.478
17	29.544	21.608	22.445	25.557	1'39.154	285.7	13:28'39.632
18	29.609	21.751	22.461	25.425	1'39.246	285.7	13:30'18.878
19	29.589	22.301	22.590	25.623	1'40.103	293.0	13:31'58.981
20	29.535	21.860	22.570	25.526	1'39.491	283.5	13:33'38.472
21	29.634	22.179	22.597	25.734	1'40.144	282.7	13:35'18.616

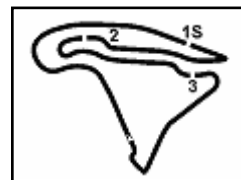
25 J. BROOKES (1'39.030)							
Lap	Seq. 1	Seq. 2	Seq. 3	Seq. 4	Lap Time	km/h	Local Time
1	30.955	22.863	22.887	25.451	1'42.156	257.8	13:02'12.624
2	29.576	22.212	22.817	26.005	1'40.610	271.4	13:03'53.234
3	29.536	22.004	22.898	25.444	1'39.882	284.2	13:05'33.116
4	29.500	22.184	22.658	25.473	1'39.815	281.3	13:07'12.931
5	29.501	21.830	22.380	25.319	1'39.030	285.0	13:08'51.961
6	29.415	21.937	22.660	25.222	1'39.234	279.1	13:10'31.195
7	29.526	21.892	22.474	25.290	1'39.182	286.5	13:12'10.377
8	29.594	21.866	22.581	25.282	1'39.323	284.2	13:13'49.700
9	29.585	21.867	22.579	25.768	1'39.799	282.7	13:15'29.499
10	29.685	21.859	22.660	25.707	1'39.911	286.5	13:17'09.410
11	29.843	21.737	22.773	25.536	1'39.889	288.0	13:18'49.299
12	29.625	21.853	22.708	25.520	1'39.706	286.5	13:20'29.005
13	29.759	21.888	22.690	25.581	1'39.918	285.7	13:22'08.923
14	29.653	22.031	22.692	25.629	1'40.005	284.2	13:23'48.928
15	29.663	22.092	22.656	25.503	1'39.914	290.3	13:25'28.842
16	29.748	21.949	22.747	25.469	1'39.913	288.0	13:27'08.755
17	29.707	21.935	22.739	25.564	1'39.945	286.5	13:28'48.700
18	29.773	21.889	22.669	25.917	1'40.248	287.2	13:30'28.948
19	30.140	22.303	22.937	25.635	1'40.915	288.8	13:32'09.863
20	29.824	22.095	22.822	25.797	1'40.538	285.7	13:33'50.401
21	29.895	21.990	22.958	25.935	1'40.778	287.2	13:35'31.179

69 N. HAYDEN (1'38.832)							
Lap	Seq. 1	Seq. 2	Seq. 3	Seq. 4	Lap Time	km/h	Local Time
1	29.733	23.215	22.840	25.844	1'41.632	277.6	13:02'12.100
2	29.615	21.869	22.398	25.814	1'39.696	279.1	13:03'51.796
3	29.422	21.834	22.253	25.467	1'38.976	276.2	13:05'30.772
4	29.455	21.653	22.398	25.326	1'38.832	281.3	13:07'09.604
5	29.410	22.152	22.420	25.257	1'39.239	268.7	13:08'48.843
6	29.367	21.821	22.439	25.390	1'39.017	284.2	13:10'27.860
7	29.522	21.915	22.448	25.431	1'39.316	270.0	13:12'07.176
8	29.523	21.826	22.600	25.281	1'39.230	281.3	13:13'46.406
9	29.693	21.770	22.435	25.393	1'39.291	284.2	13:15'25.697
10	29.596	21.901	22.580	25.375	1'39.452	284.2	13:17'05.149
11	29.440	21.714	22.601	25.386	1'39.141	282.7	13:18'44.290
12	29.662	21.780	22.423	25.308	1'39.173	287.2	13:20'23.463
13	29.457	21.969	22.432	25.331	1'39.189	270.7	13:22'02.652
14	29.541	21.793	22.531	25.529	1'39.394	285.0	13:23'42.046
15	29.564	21.907	22.543	25.369	1'39.383	278.4	13:25'21.429
16	29.622	22.372	22.529	25.482	1'40.005	285.0	13:27'01.434
17	29.568	21.670	22.680	25.420	1'39.338	285.7	13:28'40.772
18	29.502	21.858	22.558	25.400	1'39.318	277.6	13:30'20.090
19	29.520	22.016	22.606	25.496	1'39.638	284.2	13:31'59.728
20	29.478	21.880	22.581	25.383	1'39.322	281.3	13:33'39.050
21	29.437	22.077	22.558	25.642	1'39.714	279.8	13:35'18.764

21 M. REITERBERGER (1'39.482)							
Lap	Seq. 1	Seq. 2	Seq. 3	Seq. 4	Lap Time	km/h	Local Time
1	31.675	23.024	23.154	26.188	1'44.041	246.0	13:02'14.509
2	30.571	22.050	22.705	25.631	1'40.957	274.1	13:03'55.466
3	29.870	21.803	22.401	25.554	1'39.628	285.7	13:05'35.094
4	29.709	21.954	22.365	25.454	1'39.482	284.2	13:07'14.576
5	29.581	22.227	22.389	25.399	1'39.596	288.0	13:08'54.172
6	29.854	22.012	22.380	25.473	1'39.719	281.3	13:10'33.891
7	29.754	22.023	22.456	25.532	1'39.765	286.5	13:12'13.656
8	29.848	21.997	22.498	25.693	1'40.036	283.5	13:13'53.692
9	29.782	21.932	22.651	25.733	1'40.098	288.8	13:15'33.790
10	29.906	21.934	22.495	25.531	1'39.866	283.5	13:17'13.656
11	29.739	21.90					



53
WorldSBK
102/12



French Round, 30 September 1-2 October 2016
World Superbike - Chronological Analysis Race 2

Magny-Cours 4.411 m

Start at 13:00'30.468

3 / 4

40 R. RAMOS (1'40.101)

Lap	Seq. 1	Seq. 2	Seq. 3	Seq. 4	Lap Time	km/h	Local Time
1	31.529	23.295	23.187	26.131	1'44.142	255.9	13:02'14.610
2	30.374	22.415	22.688	25.652	1'41.129	288.0	13:03'55.739
3	29.987	22.109	22.789	25.402	1'40.287	275.5	13:05'36.026
4	29.990	21.943	22.607	25.599	1'40.139	281.3	13:07'16.165
5	29.891	22.133	22.764	25.716	1'40.504	276.2	13:08'56.669
6	30.249	21.994	22.861	25.348	1'40.452	280.5	13:10'37.121
7	29.980	21.930	22.814	25.428	1'40.152	288.0	13:12'17.273
8	30.116	21.919	22.693	25.454	1'40.182	287.2	13:13'57.455
9	30.171	22.067	22.761	25.437	1'40.436	283.5	13:15'37.891
10	30.170	21.994	22.854	25.473	1'40.491	288.0	13:17'18.382
11	30.244	21.846	22.879	25.694	1'40.663	286.5	13:18'59.045
12	30.157	21.958	22.777	25.592	1'40.484	285.7	13:20'39.529
13	30.118	21.790	22.853	25.405	1'40.166	288.0	13:22'19.695
14	30.081	21.911	22.846	25.532	1'40.370	288.0	13:24'00.065
15	29.988	21.888	22.832	25.393	1'40.101	286.5	13:25'40.166
16	30.227	21.788	22.752	25.394	1'40.161	286.5	13:27'20.327
17	30.146	21.872	22.877	25.598	1'40.493	287.2	13:29'00.820
18	30.152	22.017	22.778	25.526	1'40.473	288.0	13:30'41.293
19	30.257	22.459	23.048	25.940	1'41.704	284.2	13:32'22.997
20	30.814	22.582	23.257	26.465	1'43.118	284.2	13:34'06.111
21	31.330	22.935	23.566	26.772	1'44.603	282.0	13:35'50.718

17 K. ABRAHAM (1'40.956)

Lap	Seq. 1	Seq. 2	Seq. 3	Seq. 4	Lap Time	km/h	Local Time
1	32.039	23.173	23.521	30.515	1'49.248	250.6	13:02'19.716
2	30.462	22.674	23.057	26.022	1'42.215	279.1	13:04'01.931
3	30.516	22.264	23.093	25.703	1'41.576	280.5	13:05'43.507
4	29.992	22.256	22.933	25.995	1'41.176	272.0	13:07'24.683
5	29.789	22.679	23.225	26.108	1'41.801	272.7	13:09'06.484
6	30.092	22.556	23.108	25.870	1'41.626	273.4	13:10'48.110
7	30.065	22.171	23.213	25.763	1'41.212	281.3	13:12'29.322
8	30.232	22.316	23.318	25.889	1'41.755	274.8	13:14'11.077
9	30.088	22.188	23.191	25.721	1'41.188	286.5	13:15'52.265
10	29.922	22.176	23.082	25.776	1'40.956	282.7	13:17'33.221
11	30.048	22.031	23.100	25.800	1'40.979	285.0	13:19'14.200
12	29.951	22.089	23.143	25.850	1'41.033	286.5	13:20'55.233
13	30.073	22.037	23.269	25.814	1'41.193	285.0	13:22'36.426
14	29.995	22.135	23.083	25.802	1'41.015	282.7	13:24'17.441
15	30.150	22.249	23.092	25.846	1'41.337	285.7	13:25'58.778
16	30.227	22.283	23.285	26.021	1'41.816	285.0	13:27'40.594
17	30.116	22.295	23.333	26.147	1'41.891	286.5	13:29'22.485
18	30.224	22.555	23.429	26.107	1'42.315	279.8	13:31'04.800
19	30.195	22.531	23.299	26.475	1'42.500	283.5	13:32'47.300
20	30.238	22.215	23.269	26.352	1'42.074	285.0	13:34'29.374
21	30.258	22.462	23.672	26.858	1'43.250	282.0	13:36'12.624

15 A. DE ANGELIS (1'40.140)

Lap	Seq. 1	Seq. 2	Seq. 3	Seq. 4	Lap Time	km/h	Local Time
1	31.341	23.320	23.110	25.968	1'43.739	250.0	13:02'14.207
2	29.848	22.265	22.973	25.816	1'40.902	266.0	13:03'55.109
3	30.327	22.139	22.679	25.548	1'40.693	263.4	13:05'35.802
4	29.717	21.940	22.905	25.678	1'40.240	282.7	13:07'16.042
5	29.679	22.057	22.818	26.395	1'40.949	270.7	13:08'56.991
6	30.053	22.173	22.873	25.661	1'40.760	259.6	13:10'37.751
7	29.787	22.018	22.867	25.468	1'40.140	279.8	13:12'17.891
8	29.878	22.069	22.733	25.608	1'40.288	277.6	13:13'58.179
9	30.001	22.021	22.764	25.576	1'40.362	276.9	13:15'38.541
10	29.988	22.002	22.925	25.604	1'40.519	276.2	13:17'19.060
11	29.815	22.139	22.789	25.901	1'40.644	264.7	13:18'59.704
12	29.926	22.326	22.727	26.487	1'41.466	270.7	13:20'41.170
13	29.877	21.994	22.915	25.784	1'40.570	278.4	13:22'21.740
14	29.881	22.326	23.031	25.918	1'41.156	276.9	13:24'02.896
15	30.024	22.451	23.185	25.792	1'41.452	279.1	13:25'44.348
16	30.585	22.731	23.432	26.035	1'42.783	270.0	13:27'27.131
17	30.291	22.270	23.144	25.979	1'41.684	274.8	13:29'08.815
18	30.346	22.256	23.264	25.890	1'41.756	274.8	13:30'50.571
19	30.218	22.221	23.089	25.770	1'41.298	274.1	13:32'31.869
20	30.134	22.062	23.036	25.756	1'40.988	283.5	13:34'12.857
21	30.012	22.188	23.020	25.827	1'41.047	282.7	13:35'53.904

4 G. VIZZIELLO (1'41.045)

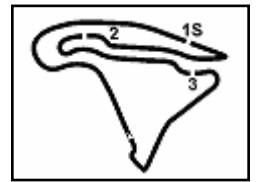
Lap	Seq. 1	Seq. 2	Seq. 3	Seq. 4	Lap Time	km/h	Local Time
1	32.967	23.428	23.360	26.148	1'45.903	246.6	13:02'16.371
2	30.537	22.580	23.041	26.274	1'42.432	253.5	13:03'58.803
3	30.367	22.567	22.926	26.086	1'41.946	271.4	13:05'40.749
4	31.702	22.379	23.025	26.193	1'43.299	261.5	13:07'24.048
5	30.229	22.315	23.095	26.129	1'41.768	276.2	13:09'05.816
6	30.619	22.428	23.065	25.786	1'41.898	273.4	13:10'47.714
7	30.557	22.351	23.203	25.922	1'42.033	261.5	13:12'29.747
8	30.461	22.343	22.926	26.003	1'41.733	273.4	13:14'11.480
9	30.501	22.202	22.975	25.744	1'41.422	274.1	13:15'52.902
10	30.546	22.125	22.643	25.731	1'41.045	272.7	13:17'33.947
11	30.368	22.300	22.819	25.775	1'41.262	275.5	13:19'15.209
12	30.454	22.494	22.931	26.077	1'41.956	276.9	13:20'57.165
13	30.536	22.552	23.101	26.243	1'42.432	276.9	13:22'39.597
14	30.840	22.470	23.092	26.361	1'42.763	273.4	13:24'22.360
15	30.810	22.409	23.004	26.523	1'42.746	276.9	13:26'05.106
16	30.654	22.428	23.018	26.281	1'42.381	274.8	13:27'47.487
17	30.644	22.227	23.143	25.925	1'41.939	276.2	13:29'29.426
18	30.605	22.430	22.948	26.008	1'41.991	275.5	13:31'11.417
19	30.593	22.326	23.020	25.942	1'41.881	278.4	13:32'53.298
20	30.612	22.311	22.919	26.099	1'41.941	272.0	13:34'35.239
21	30.518	22.382	23.059	26.475	1'42.434	271.4	13:36'17.673

76 M. LAGRIVE (1'40.873)

Lap	Seq. 1	Seq. 2	Seq. 3	Seq. 4	Lap Time	km/h	Local Time
1	30.904	23.178	23.282	26.124	1'43.488	260.2	13:02'13.956
2	30.158	22.592	23.071	26.359	1'42.180	264.7	13:03'56.136
3	30.126	22.259	22.788	25.749	1'40.922	266.7	13:05'37.058
4	30.143	22.321	22.850	25.898	1'41.212	266.7	13:07'18.270
5	30.063	22.255	23.022	26.036	1'41.376	273.4	13:08'59.646
6	30.221	22.279	22.962	25.789	1'41.251	273.4	13:10'40.897
7	30.131	22.187	22.971	25.947	1'41.236	276.2	13:12'22.133
8	30.110	22.171	22.851	25.814	1'40.946	278.4	13:14'03.079
9	30.159	22.185	22.924	26.022	1'41.290	274.8	13:15'44.369
10	30.149	22.182	23.062	25.921	1'41.314	279.8	13:17'25.683
11	30.089	22.191	22.879	25.975	1'41.134	278.4	13:19'06.817
12	30.167	22.232	22.929	25.902	1'41.230	274.8	13:20'48.047
13	30.086	22.079	22.995	25.898	1'41.058	279.8	13:22'29.105
14	30.125	22.244	23.049	25.922	1'41.340	276.2	13:24'10.445
15	30.044	22.227	22.948	25.899	1'41.118	279.1	13:25'51.563
16	30.153	22.178	22.912	26.024	1'41.267	279.1	13:27'32.830
17	30.057	22.181	22.860	25.897	1'40.995	279.8	13:29'13.825
18	30.073	22.300	22.900	25.785	1'41.148	274.8	13:30'54.973
19	29.952	22.159	22.923	25.839	1'40.873	279.8	13:32'35.846
20	30.066	22.299	22.921	25.978	1'41.264	274.1	13:34'17.110
21	30.272	22.590	23.261	26.386	1'42.509	276.2	13:35'59.619

56 P. SEBESTYÉN (1'41.614)

Lap	Seq. 1	Seq. 2	Seq. 3	Seq. 4	Lap Time	km/h	Local Time
1	33.050	22.883	23.276	26.000	1'45.209	250.0	13:02'15.677
2	30.427	22.751	23.224	26.879	1'43.281	267.3	13:03'58.958
3	30.630	22.574	23.055	26.148	1'42.407	259.6	13:05'41.365
4	30.650	22.422	23.273	26.545	1'42.890	258.4	13:07'24.255
5	30.358	22.782	23.218	26.131	1'42.489	256.5	13:09'06.744
6	30.322	22.715	23.089	25.957	1'42.083	259.0	13:10'48.827
7	30.281	22.526	23.223	25.875	1'41.905	260.2	13:12'30.732
8	3						



Magny-Cours 4.411 m

French Round, 30 September 1-2 October 2016 World Superbike - Chronological Analysis Race 2

Start at 13:00'30.468

4 / 4

22 A. LOWES (1'38.845)

Lap	Seq. 1	Seq. 2	Seq. 3	Seq. 4	Lap Time	km/h	Local Time
1	31.360	23.132	22.987	25.443	1'42.922	259.6	13:02'13.390
2	29.533	22.164	22.490	25.460	1'39.647	278.4	13:03'53.037
3	29.684	22.210	22.622	25.262	1'39.778	272.0	13:05'32.815
4	29.551	22.145	22.399	25.179	1'39.274	284.2	13:07'12.089
5	29.555	21.767	22.319	25.204	1'38.845	285.0	13:08'50.934
6	29.635	21.684	22.387	25.172	1'38.878	277.6	13:10'29.812
7	29.519	21.797	22.327	25.339	1'38.982	277.6	13:12'08.794
8	29.776	21.940	22.675	25.193	1'39.584	274.8	13:13'48.378
9	29.796	21.763	22.564	25.227	1'39.350	278.4	13:15'27.728
10	29.741	21.797	22.433	25.334	1'39.305	279.1	13:17'07.033
11	29.802	21.793	22.481	1'03.520	2'17.596	276.9	13:19'24.629
12	34.114	23.370	23.405	26.353	1'47.242	253.5	13:21'11.871
13	30.164	22.682	22.935	26.337	1'42.118	272.7	13:22'53.989
14	30.139	22.312	23.176	25.854	1'41.481	277.6	13:24'35.470
15	30.125	22.068	22.967	25.807	1'40.967	281.3	13:26'16.437
16	30.125	22.005	22.790	25.958	1'40.878	283.5	13:27'57.315
17	30.062	22.068	22.801	25.749	1'40.680	277.6	13:29'37.995
18	30.059	22.037	22.769	25.832	1'40.697	274.1	13:31'18.692
19	30.064	22.029	22.863	25.740	1'40.696	284.2	13:32'59.388
20	29.916	22.016	22.831	26.142	1'40.905	275.5	13:34'40.293
21	29.985	23.635	24.836	28.378	1'46.834	276.2	13:36'27.127

2	30.680	22.772	23.193	26.240	1'42.885	262.8	13:04'00.260
3	30.644	22.681	23.357	26.008	1'42.690	261.5	13:05'42.950
4	30.535	22.670	23.192	26.303	1'42.700	261.5	13:07'25.650
5	30.369	22.661	23.320	26.183	1'42.533	267.3	13:09'08.183
6	30.482	22.701	23.201	26.162	1'42.546	271.4	13:10'50.729
7	30.713	22.836	23.259	26.116	1'42.924	257.8	13:12'33.653
8	30.593	22.858	23.335	25.909	1'42.695	259.0	13:14'16.348
9	30.655	22.658	23.242	26.316	1'42.871	272.0	13:15'59.219
10	30.569	23.335	23.299	26.303	1'43.506	278.4	13:17'42.725
11	30.552	22.809	23.568	26.228	1'43.157	266.0	13:19'25.882
12	31.082	22.852	23.351	26.154	1'43.439	270.7	13:21'09.321
13	30.843	23.732	23.386	29.707	1'47.668 P	270.0	13:22'56.989

94 M. LUSSIANA (1'41.669)

Lap	Seq. 1	Seq. 2	Seq. 3	Seq. 4	Lap Time	km/h	Local Time
1	32.839	22.782	23.446	26.591	1'45.658 P	257.1	13:02'16.126
2	30.656	22.422	23.022	26.288	1'42.388	273.4	13:03'58.514
3	30.620	22.837	22.998	26.106	1'42.561	278.4	13:05'41.075
4	30.767	22.369	23.256	26.117	1'42.509	278.4	13:07'23.584
5	30.466	22.801	23.118	26.228	1'42.613	276.9	13:09'06.197
6	30.433	22.711	23.009	26.129	1'42.282	267.3	13:10'48.479
7	30.199	22.461	22.977	26.035	1'41.672	274.8	13:12'30.151
8	30.188	22.424	22.968	26.130	1'41.710	282.7	13:14'11.861
9	30.343	22.304	23.011	26.011	1'41.669	279.8	13:15'53.530
10	30.415	23.482	26.564	35.547	1'56.008 P	282.0	13:17'49.538

57 A. PLANCASSAGNE (1'43.068)

Lap	Seq. 1	Seq. 2	Seq. 3	Seq. 4	Lap Time	km/h	Local Time
1	32.955	23.937	23.993	26.615	1'47.500	237.4	13:02'17.968
2	31.185	22.864	23.338	26.311	1'43.698	258.4	13:04'01.666
3	31.037	22.860	23.297	26.412	1'43.606	261.5	13:05'45.272
4	31.012	22.771	23.259	26.326	1'43.368	258.4	13:07'28.640
5	30.929	22.772	23.308	26.258	1'43.267	260.2	13:09'11.907
6	31.183	22.904	23.380	26.363	1'43.830	258.4	13:10'55.737
7	31.515	23.224	23.405	26.430	1'44.574	262.1	13:12'40.311
8	31.042	22.738	23.391	26.400	1'43.571	255.9	13:14'23.882
9	30.935	22.859	23.486	26.348	1'43.628	263.4	13:16'07.510
10	31.052	22.731	23.353	26.434	1'43.570	264.1	13:17'51.080
11	31.122	23.250	23.569	26.466	1'44.407	264.7	13:19'35.487
12	31.054	23.164	23.333	26.286	1'43.837	262.8	13:21'19.324
13	30.956	22.897	23.328	26.252	1'43.433	255.3	13:23'02.757
14	31.143	23.148	23.446	26.325	1'44.062	249.4	13:24'46.819
15	31.031	22.706	23.198	26.203	1'43.138	267.3	13:26'29.957
16	30.872	22.908	23.275	26.195	1'43.250	265.4	13:28'13.207
17	30.928	22.638	23.242	26.260	1'43.068	262.8	13:29'56.275
18	31.106	22.918	23.361	32.018	1'49.403	259.0	13:31'45.678
19	31.095	22.869	23.291	26.820	1'44.075	259.0	13:33'29.753
20	30.896	23.017	23.271	26.358	1'43.542	259.0	13:35'13.295

10 I. TÓTH (1'45.377)

Lap	Seq. 1	Seq. 2	Seq. 3	Seq. 4	Lap Time	km/h	Local Time
1	34.024	23.786	24.100	27.769	1'49.679	242.2	13:02'20.147
2	31.667	23.293	24.040	27.111	1'46.111	256.5	13:04'06.258
3	31.423	23.244	24.120	27.162	1'45.949	262.8	13:05'52.207
4	31.421	23.285	24.275	26.925	1'45.906	257.8	13:07'38.113
5	31.234	23.614	24.267	27.158	1'46.273	260.9	13:09'24.386
6	31.337	23.470	24.018	26.917	1'45.742	267.3	13:11'10.128
7	31.277	23.312	24.059	26.916	1'45.564	270.7	13:12'55.692
8	31.394	23.900	24.286	27.284	1'46.864	270.7	13:14'42.556
9	31.215	23.354	23.955	26.853	1'45.377	266.0	13:16'27.933
10	31.264	23.789	24.418	27.076	1'46.547	269.3	13:18'14.480
11	31.377	23.467	24.363	27.381	1'46.588	265.4	13:20'01.068
12	31.258	23.953	24.180	27.127	1'46.518	271.4	13:21'47.586
13	32.700	25.020	26.986	32.968	1'57.674	219.5	13:23'45.260
14	31.820	24.360	24.243	27.639	1'48.062	259.6	13:25'33.322
15	33.012	23.483	25.882	27.408	1'49.785	262.8	13:27'23.107
16	31.335	23.841	25.850	27.196	1'48.222	270.7	13:29'11.329
17	31.349	24.150	24.236	27.256	1'46.991	267.3	13:30'58.320
18	31.257	24.460	24.697	29.253	1'49.667	274.1	13:32'47.987
19	31.243	23.221	24.031	27.022	1'45.517	264.7	13:34'33.504
20	31.466	25.267	24.433	28.242	1'49.408	264.1	13:36'22.912

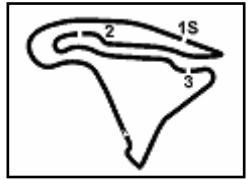
11 S. AL SULAITI (1'42.533)

Lap	Seq. 1	Seq. 2	Seq. 3	Seq. 4	Lap Time	km/h	Local Time
1	33.077	24.094	23.504	26.232	1'46.907	266.7	13:02'17.375

P = Pits In/Out - C = Lap-Time Cancelled

These data/results cannot be reproduced, stored and/or transmitted in whole or in part by any manner of electronic, mechanical, photocopying, recording, broadcasting or otherwise now known or herein after developed without the previous express consent by the copyright owner, except for reproduction in daily press and regular printed publications on sale to the public within 60 days of the event related to those data/results and always provided that copyright symbol appears together as follows below.

© DORNA WSBK ORGANIZATION Srl 2016

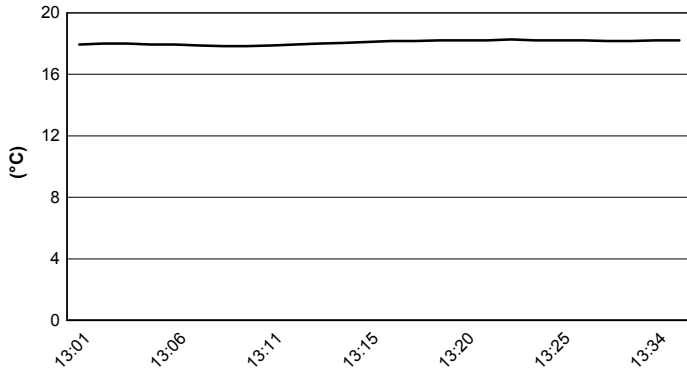


Magny-Cours 4.411 m

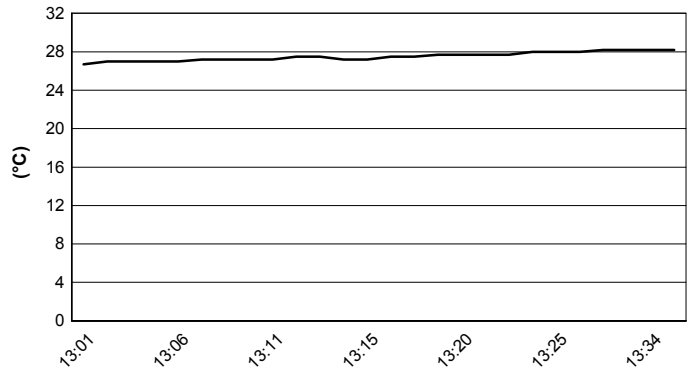
French Round, 30 September 1-2 October 2016 World Superbike - Weather Report Race 2

Session started 13:00 Session ended 13:36

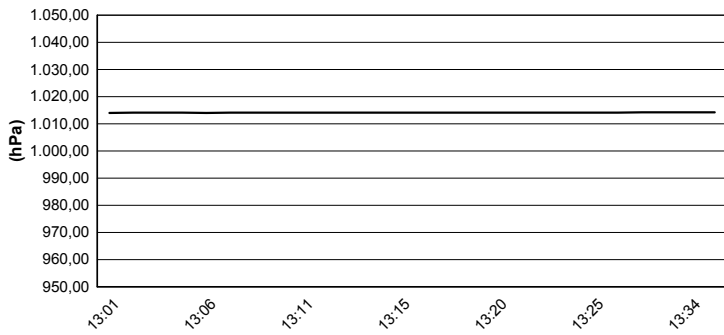
Air Temperature



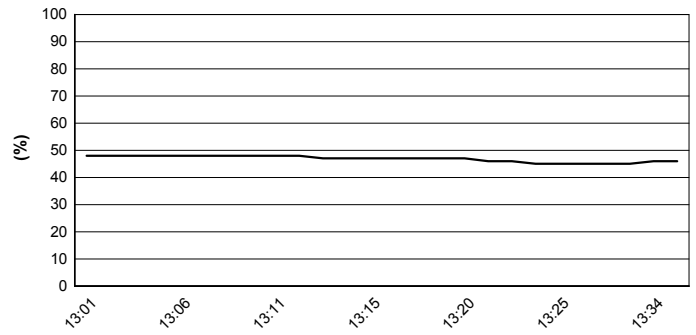
Track Temperature



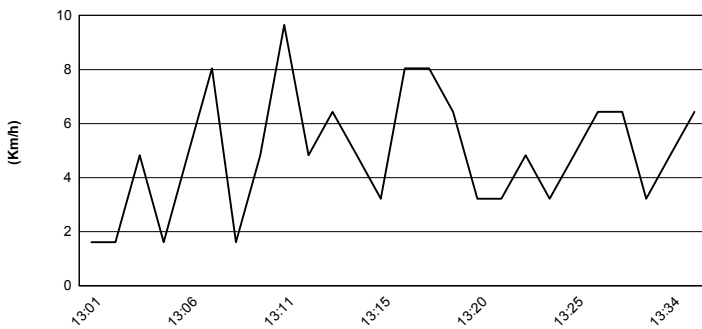
Air Pressure



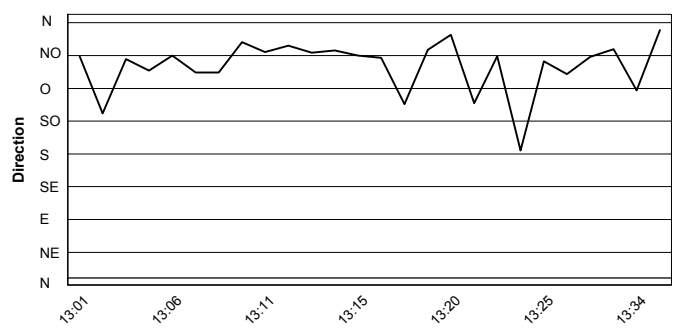
Humidity



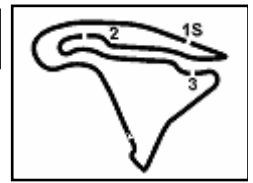
Wind Speed



Wind Direction



These data/results cannot be reproduced, stored and/or transmitted in whole or in part by any manner of electronic, mechanical, photocopying, recording, broadcasting or otherwise now known or herein after developed without the previous express consent by the copyright owner, except for reproduction in daily press and regular printed publications on sale to the public within 60 days of the event related to those data/results and always provided that copyright symbol appears together as follows below.
© DORNA WSBK ORGANIZATION Srl 2016



Magny-Cours 4.411 m

1 / 2

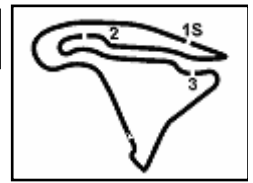
French Round, 30 September 1-2 October 2016
World Superbike - Championship Standings

Points	Points From First	Points From Previous	February 28 PHILLIP ISLAND		March 13 BURIRAM		April 3 ARAGON		April 17 ASSEN		May 1 IMOLA		May 15 SEPANG		May 29 DONINGTON PARK		June 19 MISANO		July 10 LAGUNA SECA		September 18 LAUSITZRING		October 2 MAGNY-COURS		October 16 JEREZ		October 28 LOSAIL	
			1	2	1	2	1	2	1	2	1	2	1	2	1	2	1	2	1	2	1	2	1	2	1	2	1	2
1 REA Jonathan (GBR)	426		25	25	25	20	20	16	25	25	20	20	20	16	16	20	25	25	25	25	25	25	13	20				
2 SYKES Tom (GBR)	378 48		11	10	20	25	16	20	20	16	16	25	8	25	25	20	20	20	25	20	4	16	16					
3 DAVIES Chaz (GBR)	345 81 33		20	6	13	16	25	25	20	11	25	25	16	13	16	13	16	25	10	25	25							
4 VAN DER MARK Michael (NED)	234 192 111		16	20	16	13	9	16	9	7	9	10	8	8	16	6	13	9	10	8	20	11						
5 HAYDEN Nicky (USA)	202 224 32		7	13	11	10	16	10	7	8	8	25	11	10	10	16	11	16	6	7								
6 GIUGLIANO Davide (ITA)	194 232 8		13	16	6	11	10	8	11	13	10	20	20	9	2	16	20	9										
7 TORRES Jordi (ESP)	179 247 15		8	9	8	8	9	11	11	1	13	9	13	3	9	5	11	9	8	10	13	2	9					
8 CAMIER Leon (GBR)	156 270 23		9	7	5	5	13	7	10	11	6	7	13	11	8	5	11	13	9	13								
9 FORÉS Xavi (ESP)	133 293 23			2	13	13	3	6	6	6	2	5	4	2	13	9	13	6	16	8	6							
10 SAVADORI Lorenzo (ITA)	131 295 2		4	6	6	7	6	5	10	13	8	5	2	10	13	11	10	8	8	9	10	11	10					
11 LOWES Alex (GBR)	107 319 24		2	10	8	7	8	9	5	10	11					3	8	11	2	8	5							
12 GUINTOLI Sylvain (FRA)	91 335 16		10	11	9	10	7	6	5		9	11	11	11	12	12	13	13	13	14	7	11	7	8				
13 DE ANGELIS Alex (RSM)	88 338 3		3	7	2	5	8	4	1	2	9				1	4	3	7	4	20	6	2						
14 BROOKES Joshua (AUS)	78 348 10		6	7	1	3	3	5	2	3	5	4	2	7	5	2	3	2	9	4	5							
15 RAMOS Román (ESP)	76 350 2		5	4	4	4	4	4	7	4					3	3	7	4	1	6	3	7	3	3				
16 REITERBERGER Markus (GER)	72 354 4		8	11	9	2	1	9	3	4	6	5	10		10		12	12	12	16	4							
17 WEST Anthony (AUS)	55 371 17										7	11	6	4	6	5	4	7	5									
18 ABRAHAM Karel (CZE)	33 393 22		3	5	1	1	2	2	4		7		1	2	4	1												
19 CANEPA Niccolò (ITA)	30 396 3														9	7	6	8										
20 BAIOTTO Matteo (ITA)	12 414 18			3	3			2	4																			
21 LAGRIVE Matthieu (FRA)	11 415 1																						10	1				
22 SCASSA Luca (ITA)	10 416 1										3										1	5	1					
23 MAHIAS Lucas (FRA)	9 417 1							6	3																			
24 BEAUBIER Cameron (USA)	6 420 3														6													
25 DE ROSA Raffaele (ITA)	5 421 1																				5							

First Line: Championship Standings - Second Line: Ranking Progression

These data/results cannot be reproduced, stored and/or transmitted in whole or in part by any manner of electronic, mechanical, photocopying, recording, broadcasting or otherwise now known or herein after developed without the previous express consent by the copyright owner, except for reproduction in daily press and regular printed publications on sale to the public within 60 days of the event related to those data/results and always provided that copyright symbol appears together as follows below.

© DORNA WSBK ORGANIZATION Srl 2016



Magny-Cours 4.411 m

2 / 2

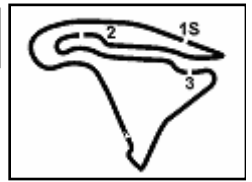
French Round, 30 September 1-2 October 2016
World Superbike - Championship Standings

	Points	Points From First	Points From Previous	February 28 PHILLIP ISLAND		March 13 BURIRAM		April 3 ARAGON		April 17 ASSEN		May 1 IMOLA		May 15 SEPANG		May 29 DONINGTON PARK		June 19 MISANO		July 10 LAGUNA SECA		September 18 LAUSITZRING		October 2 MAGNY-COURS		October 16 JEREZ		October 28 LOSAIL		
				1	2	1	2	1	2	1	2	1	2	1	2	1	2	1	2	1	2	1	2	1	2	1	2	1	2	1
26 SCHMITTER Dominic (SUI)	5	421	0									1	22	24	25	1	22	23	24	24	3	23	24	25	25					
27 VIZZIELLO Gianluca (ITA)	3	423	2																			3	26	27	27					
28 SZKOPEK Pawel (POL)	3	423	0															1	28	28	2	29	26	27	27					
29 JONES Mike (AUS)	2	424	1	2	14	16	18	18	19	19	20	20	20	20	22	22	22	23	24	24	24	26	26	28	29	29				
30 HOOK Josh (AUS)	2	424	0										1	24	1	22	22	22	23	24	24	24	26	26	28	29	29			
31 BARRIER Sylvain (FRA)	2	424	0	1	15	16	18	18	19	19	20	20	20	20	22	22	22	23	24	24	24	26	26	28	29	29				
32 AL SULAITI Saeed (QAT)	1	425	1																		1	29	29	31	32	32				
33 LUSSIANA Matthieu (FRA)	1	425	0								1	22	22	22	22	24	25	26	27	28	28	28	29	29	31	32	32			

First Line: Championship Standings - Second Line: Ranking Progression

These data/results cannot be reproduced, stored and/or transmitted in whole or in part by any manner of electronic, mechanical, photocopying, recording, broadcasting or otherwise now known or herein after developed without the previous express consent by the copyright owner, except for reproduction in daily press and regular printed publications on sale to the public within 60 days of the event related to those data/results and always provided that copyright symbol appears together as follows below.

© DORNA WSBK ORGANIZATION Srl 2016



Magny-Cours 4.411 m

French Round, 30 September 1-2 October 2016 World Superbike - Manufacturers Standings

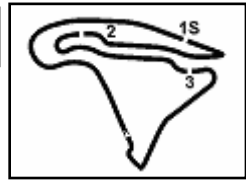
	Points	Points From First	Points From Previous	February 28 PHILLIP ISLAND		March 13 BURIRAM		April 3 ARAGON		April 17 ASSEN		May 1 IMOLA		May 15 SEPANG		May 29 DONINGTON PARK		June 19 MISANO		July 10 LAGUNA SECA		September 18 LAUSITZRING		October 2 MAGNY-COURS		October 16 JEREZ		October 28 LOSAIL	
				1	2	1	2	1	2	1	2	1	2	1	2	1	2	1	2	1	2	1	2	1	2	1	2	1	2
1 KAWASAKI	502			25	25	25	25	20	20	25	25	20	20	25	16	25	25	25	25	25	25	20	25	16	20				
2 DUCATI	417	85		20	16	13	16	25	25	20	11	25	25	16	20	20	16	13	16	9	20	25	16	25	25				
3 HONDA	296	206	121	16	20	16	13	10	9	16	16	9	8	9	25	11	10	16	10	16	11	16	8	20	11				
4 BMW	200	302	96	8	9	11	9	9	11	11	2	13	9	13	6	9	7	11	9	8	10	13	9	4	9				
5 YAMAHA	175	327	25	10	11	10	10	8	7	8	9	5	10	11		6	9	8	11	8	8	11	7	8					
6 APRILIA	173	329	2	4	3	7	7	6	8	10	13	8	5	9		10	13	4	11	10		4	20	11	10				
7 MV AGUSTA	156	346	17	9	6	5	5	7	7	13	7	10	11	6	7	13	11	8		5		11	13	9	13				

First Line: Championship Standings - Second Line: Ranking Progression

These data/results cannot be reproduced, stored and/or transmitted in whole or in part by any manner of electronic, mechanical, photocopying, recording, broadcasting or otherwise now known or herein after developed without the previous express consent by the copyright owner, except for reproduction in daily press and regular printed publications on sale to the public within 60 days of the event related to those data/results and always provided that copyright symbol appears together as follows below.

© DORNA WSBK ORGANIZATION Srl 2016





Magny-Cours 4.411 m

French Round, 30 September 1-2 October 2016
World Superbike - Pirelli Best Lap Award

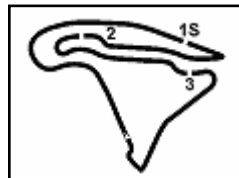
Points	Points From First	Points From Previous	Fastest Laps															
			February 28 PHILLIP ISLAND	March 13 BURIRAM	April 3 ARAGON	April 17 ASSEN	May 1 IMOLA	May 15 SEPANG	May 29 DONINGTON PARK	June 19 MISANO	July 10 LAGUNA SECA	September 18 LAUSITZRING	October 2 MAGNY-COURS	October 16 JEREZ	October 28 LOSAIL			
1 DAVIES Chaz (GBR)	8		1		1	1	1	1	1				1	1				
2 REA Jonathan (GBR)	5 3			1	1		1				1	1						
3 SYKES Tom (GBR)	5 3 0								1		1		1	1				
4 GIUGLIANO Davide (ITA)	2 6 3	1							1									
5 FORÉS Xavi (ESP)	1 7 1												1					
6 LOWES Alex (GBR)	1 7 0										1							

These data/results cannot be reproduced, stored and/or transmitted in whole or in part by any manner of electronic, mechanical, photocopying, recording, broadcasting or otherwise now known or herein after developed without the previous express consent by the copyright owner, except for reproduction in daily press and regular printed publications on sale to the public within 60 days of the event related to those data/results and always provided that copyright symbol appears together as follows below.

© DORNA WSBK ORGANIZATION Srl 2016

FICR PEROGIA TINING





Magny-Cours 4.411 m

French Round, 30 September 1-2 October 2016 World Superbike - Rider's Performance

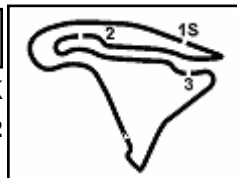
Points	Points From First	Points From Previous	February 28 PHILLIP ISLAND		March 13 BURIRAM		April 3 ARAGON		April 17 ASSEN		May 1 IMOLA		May 15 SEPANG		May 29 DONINGTON PARK		June 19 MISANO		July 10 LAGUNA SECA		September 18 LAUSITZING		October 2 MAGNY-COURS		October 16 JEREZ		October 28 LOSAIL											
			G	1	2	G	1	2	G	1	2	G	1	2	G	1	2	G	1	2	G	1	2	G	1	2	G	1	2	G	1	2	G	1	2			
1	REA	426	3	1	1	2	1	2	5	2	3	4	1	1	3	2	2	3	2	3	4	3	2	2	1	1	2	1	1	4	2							
2	SYKES	378	48	1	5	6	3	2	1	1	3	2	1	Rt	2	4	3	3	1	1	8	1	1	1	1	2	2	12	2	3	3							
3	DAVIES	345	81	33	9	2	10	4	4	3	4	1	1	6	2	5	1	1	1	5	3	4	2	Rt	3	9	4	Rt	4	Rt	3	1	1	6	3	1	1	
4	VAN DER MARK	234	192	111	6	3	2	1	3	4	11	Rt	7	5	Rt	3	11	7	9	10	7	6	13	8	8	10	3	10	11	4	7	10	6	8	6	2	5	
5	HAYDEN	202	224	32	7	9	4	8	Rt	5	10	6	Rt	10	3	6	9	9	8	4	8	1	7	5	6	6	Rt	6	6	3	5	3	3	10	7	Rt	9	
6	GIUGLIANO	194	232	8	2	4	3	6	18	10	6	5	6	3	Rt	8	2	5	4	9	6	2	5	2	7	7	14	3	3	Rt	2	8	7	Rt	13			
7	TORRES	179	247	15	12	8	7	10	8	8	8	7	5	9	5	15	6	4	7	8	4	13	6	7	11	12	5	7	7	8	6	5	4	Rt	12	14	7	
8	CAMIER	156	270	23	10	7	Rt	14	11	11	7	Rt	16	13	4	9	7	6	5	12	10	9	8	4	5	8	8	Rt	12	11	7	5	4	5	7	4		
9	FORÉS	133	293	23	13	Rt	16	14	Rt	9	4	4	8	13	10	13	10	10	15	14	11	11	12	14	3	Rt	4	5	7	4	13	10	3	10	8	10		
10	SAVADORI	131	295	2	8	12	Rt	18	10	9	12	10	11	11	6	4	5	8	11	7	Rt	14	3	6	4	5	Rt	5	8	6	Rt	4	Rt	Rt	8	5	6	
11	LOWES	107	319	24	5	Rt	14	7	6	Rt	3	8	9	12	8	7	14	11	6	2	5	Rt																
12	GUINTOLI	91	335	16	4	6	5	5	7	6	2	9	10	2	Rt	11	12																					
13	DE ANGELIS	88	338	3	18	Rt	13	19	9	14	16	11	8	16	12		17	15	14	13	Rt	7	14	Rt	15	24	12	13	13	9	18	12	2	15	10	14		
14	BROOKES	78	348	10	14	10	9	13	15	16	18	13	13	14	11	Rt	15	14	13	14	11	12	15	14	9	16	11	14	15	13	17	14	7	14	12	11		
15	RAMOS	76	350	2	17	11	12	15	12	12	14	12	12	18	9	12																						
16	REITERBERGER	72	354	4	11	Rt	8	9	5	7	13	14	15	7	7	16	8	13	12	6	Rt	10	19	11	16	11	6	Rt										
17	WEST	55	371	17																																		
18	ABRAHAM	33	393	22	16	13	11	11	Rt	15	15	15	14	22	Rt	14	16	16	Rt	16	12	Rt	12	9	Rt	19	Rt	15	17	14	12	22	Rt	15	18	16	16	
19	CANEPÀ	30	396	3																																		
20	BAIOTTO	12	414	18																																		
21	LAGRIVE	11	415	1																																		
22	SCASSA	10	416	1																																		
23	MAHIAS	9	417	1																																		
24	BEAUBIER	6	420	3																																		
25	SCHMITTER	5	421	1	19	16	16	23	19	19	21	18	19																									
26	DE ROSA	5	421	0																																		
27	SZKOPEK	3	423	2																																		
28	VIZZIELLO	3	423	0																																		
29	BARRIER	2	424	1	15	15	15	17	16	17	19	16	Rt																									
30	JONES	2	424	0	21	14	Rt																															
31	HOOK	2	424	0																																		
32	AL SULAITI	1	425	1	20	17	17	20	17	Rt	22	Rt	21																									
33	LUSSIANA	1	425	0																																		

G = Grid - 1 = Race 1 - 2 = Race 2

Ns = Did Not Start - Rt = Retired - Ex = Excluded

These data/results cannot be reproduced, stored and/or transmitted in whole or in part by any manner of electronic, mechanical, photocopying, recording, broadcasting or otherwise now known or herein after developed without the previous express consent by the copyright owner, except for reproduction in daily press and regular printed publications on sale to the public within 60 days of the event related to those data/results and always provided that copyright symbol appears together as follows below.

© DORNA WSBK ORGANIZATION Srl 2016



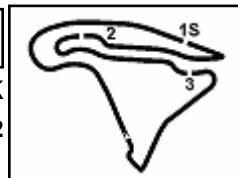
French Round, 30 September 1-2 October 2016

World Superbike - Best Laps & Speeds

No.	Rider	Nat	Bike	Best Lap		FP1		FP2		FP3		SP1		SP2		RC1		W1A		RC2			
				laps	speed	laps	speed	laps	speed	laps	speed	laps	speed	laps	speed	laps	speed	laps	speed	laps	speed	laps	speed
1	7 C. DAVIES	GBR	Ducati Panigale R	1'37.836	294	1'38.262	23	1'37.836	23	1'58.750	7	248	7	255	21	269	8	1'38.697	294	21	1'38.185	292	
2	66 T. SYKES	GBR	Kawasaki ZX-10R	1'37.864	295	1'38.718	24	1'38.068	8	1'55.257	6	256	6	265	21	286	8	1'38.106	293	21	1'37.864	295	
3	1 J. REA	GBR	Kawasaki ZX-10R	1'37.883	293	1'38.302	21	1'38.145	23	1'55.442	6	257	6	265	21	286	9	1'38.571	290	21	1'37.883	293	
4	2 L. CAMIER	GBR	MV Agusta 1000 F4	1'38.046	288	1'38.956	16	1'38.046	23	1'57.412	6	249	6	271	21	273			21	1'38.357	288		
5	22 A. LOWES	GBR	Yamaha YZF R1	1'38.193	286	1'38.782	21	1'38.193	7	2'00.213	7	243	7	252	21	282	5	1'40.521	281	21	1'38.845	285	
6	60 M. VAN DER MARK	NED	Honda CBR1000RR SP	1'38.373	290			1'38.384	25	1'58.596	7	235	7	260	21	283	8	1'42.442	288	21	1'38.373	289	
7	12 X. FORÉS	ESP	Ducati Panigale R	1'38.495	284	1'38.643	22	1'38.495	20	1'58.424	7	250	7	243	21	279	8	1'44.602	284	21	1'38.850	1'39.018	
8	32 L. SAVADORI	ITA	Aprilia RSV4 RF	1'38.564	290	1'39.788	19	1'38.564	20	2'00.310	7	228	7	244	21	274	8	1'48.246	286	21	1'39.278	1'38.613	
9	50 S. GUINTOLI	FRA	Yamaha YZF R1	1'38.618	290	1'39.041	19	1'38.618	21	1'57.551	7	247	7	260	21	286	8	1'41.813	286	21	1'39.607	1'39.052	
10	81 J. TORRES	ESP	BMW S1000 RR	1'38.686	294	1'39.246	23	1'38.686	23	2'00.929	6	248	7	252	21	284	8	1'43.798		21	1'39.376	1'38.866	
11	69 N. HAYDEN	USA	Honda CBR1000RR SP	1'38.832	290	1'39.481	23	1'38.832	22	1'58.170	7	247	7	252	6	273	9	1'55.757	290	21	1'38.832	287	
12	21 M. REITERBERGER	GER	BMW S1000 RR	1'38.957	292	1'38.957	21	1'39.041	20	2'02.588	6	245	7	253		20	278	8	1'48.786	1'39.484	1'39.482	290	
13	25 J. BROOKES	AUS	BMW S1000 RR	1'39.030	290	1'40.558	18	1'40.427	22	2'01.115	5	263	7	255		21	288	8	1'42.696	290	21	1'39.998	1'39.030
14	76 M. LAGRIVE	FRA	Kawasaki ZX-10R	1'39.092	286	1'40.393	19	1'39.092	21	1'58.784	6	241	7	244	7	249	21	1'55.675	279	21	1'47.586	1'40.873	
15	99 L. SCASSA	ITA	Ducati Panigale R	1'39.418	283	1'39.891	24	1'39.418	21	2'00.869	7	254	7	259		21	276	8	1'47.401	282	1'40.787		
16	34 D. GIUGLIANO	ITA	Ducati Panigale R	1'39.737	281	1'39.737	19	1'40.001	10	1'56.739	6	247	5	252				1'56.494					
17	40 R. RAMOS	ESP	Kawasaki ZX-10R	1'39.892	288	1'39.892	22	1'39.958	24	2'01.267	7	251	7	256		21	286	8	1'42.988	1'40.261	1'40.101	288	
18	17 K. ABRAHAM	CZE	BMW S1000 RR	1'39.954	290	1'40.409	24	1'39.954	24	1'59.708	7	242	7	247		20	282	8	1'46.492	287	21	1'40.956	286
19	15 A. DE ANGELIS	RSM	Aprilia RSV4 RF	1'40.140	286	1'40.822	21	1'40.548	22	1'57.174	7	260	7	260		21	272	8	1'51.039	274	21	1'41.198	1'40.140
20	4 G. VIZZIELLO	ITA	Kawasaki ZX-10R	1'40.513	281	1'41.627	22	1'40.513	22	2'02.999	6	234	6	248		20	262	7	1'52.967	277	21	1'41.740	1'41.045

These data/results cannot be reproduced, stored and/or transmitted in whole or in part by any manner of electronic, mechanical, photocopying, recording, broadcasting or otherwise now known or herein after developed without the previous express consent by the copyright owner, except for reproduction in daily press and regular printed publications on sale to the public within 60 days of the event related to those data/results and always provided that copyright symbol appears together as follows below.

© DORNA WSBK ORGANIZATION Srl 2016



Magny-Cours 4.411 m

French Round, 30 September 1-2 October 2016 World Superbike - Best Laps & Speeds

2 / 2

No.	Rider	Nat	Bike	Best Lap		FP1		FP2		FP3		SP1		SP2		RC1		W1A		RC2	
				laps	speed	laps	speed	laps	speed	laps	speed	laps	speed	laps	speed	laps	speed	laps	speed	laps	speed
21	56 P. SEBESTYÉN			1'41.201		1'41.972		1'41.201		2'04.150		2'00.463				1'48.611		1'41.329		1'41.614	
	HUN	Yamaha	YZF R1	105	275	22	274	21	275	6	235	7	248			20	260	8	273	21	275
22	94 M. LUSSIANA			1'41.455		1'41.704		1'41.455		1'58.301		1'59.363				1'50.307		1'42.706		1'41.669	
	FRA	BMW	S1000 RR	75	283	13	281	21	278	7	252	3	254			20	268	1	273	10	283
23	57 A. PLANCASSAGNE			1'41.977		1'42.528		1'41.977		2'05.935		2'01.140				1'54.751		1'43.985		1'43.068	
	FRA	Yamaha	YZF R1	103	269	21	269	22	267	6	235	7	239			19	253	8	263	20	267
24	9 D. SCHMITTER			1'42.275		1'44.379		1'42.275		2'15.664		2'06.811				2'01.624					
	SUI	Kawasaki	ZX-10R	59	278	15	273	26	278	4	222	6	228			8	247				
25	11 S. AL SULAITI			1'42.385		1'43.332		1'42.385		2'09.401		2'07.317				1'50.862		1'42.896		1'42.533	
	QAT	Kawasaki	ZX-10R	84	278	11	273	21	275	5	217	6	220			20	264	8	273	13	278
26	10 I. TÓTH			1'43.081		1'43.730		1'43.081		2'08.634		2'02.495				1'57.664		1'45.575		1'45.377	
	HUN	Yamaha	YZF R1	93	281	20	278	20	281	2	202	6	232			18	241	7	268	20	274

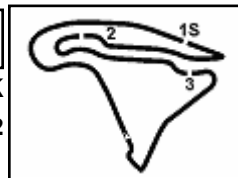
02/10/2016

These data/results cannot be reproduced, stored and/or transmitted in whole or in part by any manner of electronic, mechanical, photocopying, recording, broadcasting or otherwise now known or herein after developed without the previous express consent by the copyright owner, except for reproduction in daily press and regular printed publications on sale to the public within 60 days of the event related to those data/results and always provided that copyright symbol appears together as follows below.

© DORNA WSBK ORGANIZATION Srl 2016

PIRELLI PERGOLETTI





French Round, 30 September 1-2 October 2016

World Superbike - Race Winners

	2013	2014	2015	2016
01 Phillip Island GP Circuit	R1: Guintoli (Fra) Apr R2: Laverty (Irl) Apr	R1: Laverty (Irl) Suz R2: Guintoli (Fra) Apr	R1: Rea (Gbr) Kaw R2: Haslam (Gbr) Apr	R1: Rea (Gbr) Kaw R2: Rea (Gbr) Kaw
02 Chang International			R1: Rea (Gbr) Kaw R2: Rea (Gbr) Kaw	R1: Rea (Gbr) Kaw R2: Sykes (Gbr) Kaw
03 MotorLand Aragon	R1: Davies (Gbr) Bmw R2: Davies (Gbr) Bmw	R1: Sykes (Gbr) Kaw R2: Sykes (Gbr) Kaw	R1: Rea (Gbr) Kaw R2: Davies (Gbr) Duc	R1: Davies (Gbr) Duc R2: Davies (Gbr) Duc
04 TT Circuit Assen	R1: Sykes (Gbr) Kaw R2: Laverty (Irl) Apr	R1: Guintoli (Fra) Apr R2: Rea (Gbr) Hon	R1: Rea (Gbr) Kaw R2: Rea (Gbr) Kaw	R1: Rea (Gbr) Kaw R2: Rea (Gbr) Kaw
05 Imola Circuit	R1: Sykes (Gbr) Kaw R2: Sykes (Gbr) Kaw	R1: Rea (Gbr) Hon R2: Rea (Gbr) Hon	R1: Rea (Gbr) Kaw R2: Rea (Gbr) Kaw	R1: Davies (Gbr) Duc R2: Davies (Gbr) Duc
06 Sepang International		R1: Melandri (Ita) Apr R2: Melandri (Ita) Apr	R1: Rea (Gbr) Kaw R2: Davies (Gbr) Duc	R1: Sykes (Gbr) Kaw R2: Hayden (Usa) Hon
07 Donington Park	R1: Sykes (Gbr) Kaw R2: Sykes (Gbr) Kaw	R1: Sykes (Gbr) Kaw R2: Sykes (Gbr) Kaw	R1: Sykes (Gbr) Kaw R2: Sykes (Gbr) Kaw	R1: Sykes (Gbr) Kaw R2: Sykes (Gbr) Kaw
08 Misano World Circuit		R1: Sykes (Gbr) Kaw R2: Sykes (Gbr) Kaw	R1: Sykes (Gbr) Kaw R2: Rea (Gbr) Kaw	R1: Rea (Gbr) Kaw R2: Rea (Gbr) Kaw
09 Mazda Raceway Laguna	R1: Sykes (Gbr) Kaw R2: Laverty (Irl) Apr	R1: Melandri (Ita) Apr R2: Sykes (Gbr) Kaw	R1: Davies (Gbr) Duc R2: Davies (Gbr) Duc	R1: Rea (Gbr) Kaw R2: Sykes (Gbr) Kaw
10 Lausitzring				R1: Davies (Gbr) Duc R2: Rea (Gbr) Kaw
11 Circuit de Nevers	R1: Sykes (Gbr) Kaw R2: Sykes (Gbr) Kaw	R1: Guintoli (Fra) Apr R2: Melandri (Ita) Apr	R1: Rea (Gbr) Kaw R2: Rea (Gbr) Kaw	R1: Davies (Gbr) Duc R2: Davies (Gbr) Duc
12 Circuito de Jerez	R1: Laverty (Irl) Apr R2: Laverty (Irl) Apr	R1: Melandri (Ita) Apr R2: Melandri (Ita) Apr	R1: Sykes (Gbr) Kaw R2: Davies (Gbr) Duc	
13 Losail International		R1: Guintoli (Fra) Apr R2: Guintoli (Fra) Apr	R1: Torres (Esp) Apr R2: Haslam (Gbr) Apr	

2016

9 J. Rea
7 C. Davies
5 T. Sykes
1 N. Hayden

ALL TIMES

59 C. Fogarty	16 J. Toseland	7 B. Bostrom	2 P. Goddard	1 G. Goodfellow
52 T. Bayliss	16 C. Davies	5 D. Tardozzi	2 M. Lucchinelli	1 P. Picotte
43 N. Haga	14 J. Kocinski	5 L. Haslam	2 M. Dowson	1 T. Kipp
38 J. Rea	14 S. Russell	4 R. Phillis	2 K. Magee	1 A. Meklau
33 T. Corser	14 B. Spies	4 Y. Kagayama	2 H. Izutsu	1 J. Reynolds
31 C. Edwards	13 A. Slight	4 M. Fabrizio	2 S. Byrne	1 C. Walker
31 T. Sykes	13 E. Laverty	3 M. Doohan	2 M. Neukirchner	1 N. Hayden
27 D. Polen	11 S. Mertens	3 A. Yanagawa	2 L. Baz	1 A. Pitt
24 C. Checa	11 R. Xaus	3 M. Tamada	1 A. Ryo	1 G. McCoy
23 R. Roche	11 R. Laconi	3 L. Lanzi	1 K. Kitagawa	1 F. Nieto
21 M. Biaggi	10 F. Pirovano	3 R. Kiyonari	1 Y. Takeda	1 A. Barros
19 M. Melandri	10 C. Vermeulen	3 C. Crutchlow	1 T. Aoki	1 J. Torres
17 P. Chili	9 S. Guintoli	2 M. Lucchiari	1 J. Whitham	
16 G. Falappa	8 F. Merkel	2 T. Rymer	1 A. Vieira	
16 N. Hodgson	8 A. Gobert	2 D. Chandler	1 A. Morillas	

These data/results cannot be reproduced, stored and/or transmitted in whole or in part by any manner of electronic, mechanical, photocopying, recording, broadcasting or otherwise now known or herein after developed without the previous express consent by the copyright owner, except for reproduction in daily press and regular printed publications on sale to the public within 60 days of the event related to those data/results and always provided that copyright symbol appears together as follows below.

© DORNA WSBK ORGANIZATION Srl 2016

