

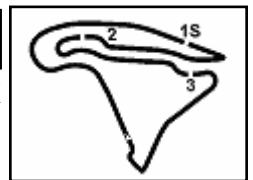
Magny-Cours 4.411 m

## French Round, 30 September 1-2 October 2016 World Superbike - Free Practices Combined Results

No.	Rider	Nat	Team	Bike	FP1	FP2	Time	Gap	Rel.	Avg	Laps
1	<b>7 C. DAVIES</b>	GBR	Aruba.it Racing - Ducati	Ducati Panigale R	1'38.262	<b>1'37.836</b>	<b>1'37.836</b>			162,308	46
2	<b>2 L. CAMIER</b>	GBR	MV Agusta Reparto Corse	MV Agusta 1000 F4	1'38.956	<b>1'38.046</b>	<b>1'38.046</b>	0.210	0.210	161,961	39
3	<b>66 T. SYKES</b>	GBR	Kawasaki Racing Team	Kawasaki ZX-10R	1'38.718	<b>1'38.068</b>	<b>1'38.068</b>	0.232	0.022	161,924	32
4	<b>1 J. REA</b>	GBR	Kawasaki Racing Team	Kawasaki ZX-10R	1'38.302	<b>1'38.145</b>	<b>1'38.145</b>	0.309	0.077	161,797	44
5	<b>22 A. LOWES</b>	GBR	Pata Yamaha Official WorldSBK Team	Yamaha YZF R1	1'38.782	<b>1'38.193</b>	<b>1'38.193</b>	0.357	0.048	161,718	28
6	<b>60 M. VAN DER MARK</b>	NED	Honda World Superbike Team	Honda CBR1000RR SP		<b>1'38.384</b>	<b>1'38.384</b>	0.548	0.191	161,404	25
7	<b>12 X. FORÉS</b>	ESP	Barni Racing Team	Ducati Panigale R	1'38.643	<b>1'38.495</b>	<b>1'38.495</b>	0.659	0.111	161,222	42
8	<b>32 L. SAVADORI</b>	ITA	IodaRacing Team	Aprilia RSV4 RF	1'39.788	<b>1'38.564</b>	<b>1'38.564</b>	0.728	0.069	161,110	39
9	<b>50 S. GUINTOLI</b>	FRA	Pata Yamaha Official WorldSBK Team	Yamaha YZF R1	1'39.041	<b>1'38.618</b>	<b>1'38.618</b>	0.782	0.054	161,021	40
10	<b>81 J. TORRES</b>	ESP	Althea BMW Racing Team	BMW S1000 RR	1'39.246	<b>1'38.686</b>	<b>1'38.686</b>	0.850	0.068	160,910	46
11	<b>21 M. REITERBERGER</b>	GER	Althea BMW Racing Team	BMW S1000 RR	<b>1'38.957</b>	1'39.041	<b>1'38.957</b>	1.121	0.271	160,470	41
12	<b>76 M. LAGRIVE</b>	FRA	Pedercini Racing	Kawasaki ZX-10R	1'40.393	<b>1'39.092</b>	<b>1'39.092</b>	1.256	0.135	160,251	40
13	<b>69 N. HAYDEN</b>	USA	Honda World Superbike Team	Honda CBR1000RR SP	1'39.481	<b>1'39.099</b>	<b>1'39.099</b>	1.263	0.007	160,240	45
14	<b>99 L. SCASSA</b>	ITA	VFT Racing	Ducati Panigale R	1'39.891	<b>1'39.418</b>	<b>1'39.418</b>	1.582	0.319	159,726	45
15	<b>34 D. GIUGLIANO</b>	ITA	Aruba.it Racing - Ducati	Ducati Panigale R	<b>1'39.737</b>	1'40.001	<b>1'39.737</b>	1.901	0.319	159,215	29
16	<b>40 R. RAMOS</b>	ESP	Team GoEleven	Kawasaki ZX-10R	<b>1'39.892</b>	1'39.958	<b>1'39.892</b>	2.056	0.155	158,968	46
17	<b>17 K. ABRAHAM</b>	CZE	Milwaukee BMW	BMW S1000 RR	1'40.409	<b>1'39.954</b>	<b>1'39.954</b>	2.118	0.062	158,869	48
18	<b>25 J. BROOKES</b>	AUS	Milwaukee BMW	BMW S1000 RR	1'40.558	<b>1'40.427</b>	<b>1'40.427</b>	2.591	0.473	158,121	40
19	<b>4 G. VIZZIELLO</b>	ITA	Grillini Racing Team	Kawasaki ZX-10R	1'41.627	<b>1'40.513</b>	<b>1'40.513</b>	2.677	0.086	157,986	44
20	<b>15 A. DE ANGELIS</b>	RSM	IodaRacing Team	Aprilia RSV4 RF	1'40.822	<b>1'40.548</b>	<b>1'40.548</b>	2.712	0.035	157,931	43
21	<b>56 P. SEBESTYÉN</b>	HUN	Team Tóth	Yamaha YZF R1	1'41.972	<b>1'41.201</b>	<b>1'41.201</b>	3.365	0.653	156,911	43
22	<b>94 M. LUSSIANA</b>	FRA	Team ASPI	BMW S1000 RR	1'41.704	<b>1'41.455</b>	<b>1'41.455</b>	3.619	0.254	156,519	34
23	<b>57 A. PLANCASSAGNE</b>	FRA	3ART	Yamaha YZF R1	1'42.528	<b>1'41.977</b>	<b>1'41.977</b>	4.141	0.522	155,717	43
24	<b>9 D. SCHMITTER</b>	SUI	Grillini Racing Team	Kawasaki ZX-10R	1'44.379	<b>1'42.275</b>	<b>1'42.275</b>	4.439	0.298	155,264	41
25	<b>11 S. AL SULAITI</b>	QAT	Pedercini Racing	Kawasaki ZX-10R	1'43.332	<b>1'42.385</b>	<b>1'42.385</b>	4.549	0.110	155,097	32
26	<b>10 I. TÓTH</b>	HUN	Team Tóth	Yamaha YZF R1	1'43.730	<b>1'43.081</b>	<b>1'43.081</b>	5.245	0.696	154,050	40

These data/results cannot be reproduced, stored and/or transmitted in whole or in part by any manner of electronic, mechanical, photocopying, recording, broadcasting or otherwise now known or herein after developed without the previous express consent by the copyright owner, except for reproduction in daily press and regular printed publications on sale to the public within 60 days of the event related to those data/results and always provided that copyright symbol appears together as follows below.  
© DORNA WSBK ORGANIZATION Srl 2016

30/09/2016



Magny-Cours 4.411 m

1 / 2

## French Round, 30 September 1-2 October 2016

### World Superbike - Results Free Practice 2nd Session

No.	Rider	Nat	Team	Bike	Time	Gap	Rel.	Laps	Speed	
									Avg	Max
1	7 C. DAVIES	GBR	Aruba.it Racing - Ducati	Ducati Panigale R	<b>1'37.836</b>			23	162,308	<b>291,1</b>
2	2 L. CAMIER	GBR	MV Agusta Reparto Corse	MV Agusta 1000 F4	<b>1'38.046</b>	0.210	0.210	23	161,961	<b>286,5</b>
3	66 T. SYKES	GBR	Kawasaki Racing Team	Kawasaki ZX-10R	<b>1'38.068</b>	0.232	0.022	8	161,924	<b>290,3</b>
4	1 J. REA	GBR	Kawasaki Racing Team	Kawasaki ZX-10R	<b>1'38.145</b>	0.309	0.077	23	161,797	<b>289,5</b>
5	22 A. LOWES	GBR	Pata Yamaha Official WorldSBK Team	Yamaha YZF R1	<b>1'38.193</b>	0.357	0.048	7	161,718	<b>286,5</b>
6	60 M. VAN DER MARK	NED	Honda World Superbike Team	Honda CBR1000RR SP	<b>1'38.384</b>	0.548	0.191	25	161,404	<b>290,3</b>
7	12 X. FORÉS	ESP	Barni Racing Team	Ducati Panigale R	<b>1'38.495</b>	0.659	0.111	20	161,222	<b>284,2</b>
8	32 L. SAVADORI	ITA	IodaRacing Team	Aprilia RSV4 RF	<b>1'38.564</b>	0.728	0.069	20	161,110	<b>287,2</b>
9	50 S. GUINTOLI	FRA	Pata Yamaha Official WorldSBK Team	Yamaha YZF R1	<b>1'38.618</b>	0.782	0.054	21	161,021	<b>288,0</b>
10	81 J. TORRES	ESP	Althea BMW Racing Team	BMW S1000 RR	<b>1'38.686</b>	0.850	0.068	23	160,910	<b>294,3</b>
11	21 M. REITERBERGER	GER	Althea BMW Racing Team	BMW S1000 RR	<b>1'39.041</b>	1.205	0.355	20	160,334	<b>291,9</b>
12	76 M. LAGRIVE	FRA	Pedercini Racing	Kawasaki ZX-10R	<b>1'39.092</b>	1.256	0.051	21	160,251	<b>286,5</b>
13	69 N. HAYDEN	USA	Honda World Superbike Team	Honda CBR1000RR SP	<b>1'39.099</b>	1.263	0.007	22	160,240	<b>288,0</b>
14	99 L. SCASSA	ITA	VFT Racing	Ducati Panigale R	<b>1'39.418</b>	1.582	0.319	21	159,726	<b>283,5</b>
15	17 K. ABRAHAM	CZE	Milwaukee BMW	BMW S1000 RR	<b>1'39.954</b>	2.118	0.536	24	158,869	<b>289,5</b>
16	40 R. RAMOS	ESP	Team GoEleven	Kawasaki ZX-10R	<b>1'39.958</b>	2.122	0.004	24	158,863	<b>288,0</b>
17	34 D. GIUGLIANO	ITA	Aruba.it Racing - Ducati	Ducati Panigale R	<b>1'40.001</b>	2.165	0.043	10	158,794	<b>280,5</b>
18	25 J. BROOKES	AUS	Milwaukee BMW	BMW S1000 RR	<b>1'40.427</b>	2.591	0.426	22	158,121	<b>290,3</b>
19	4 G. VIZZIELLO	ITA	Grillini Racing Team	Kawasaki ZX-10R	<b>1'40.513</b>	2.677	0.086	22	157,986	<b>279,8</b>
20	15 A. DE ANGELIS	RSM	IodaRacing Team	Aprilia RSV4 RF	<b>1'40.548</b>	2.712	0.035	22	157,931	<b>282,0</b>
21	56 P. SEBESTYÉN	HUN	Team Tóth	Yamaha YZF R1	<b>1'41.201</b>	3.365	0.653	21	156,911	<b>274,8</b>
22	94 M. LUSSIANA	FRA	Team ASPI	BMW S1000 RR	<b>1'41.455</b>	3.619	0.254	21	156,519	<b>278,4</b>
23	57 A. PLANCASSAGNE	FRA	3ART	Yamaha YZF R1	<b>1'41.977</b>	4.141	0.522	22	155,717	<b>267,3</b>
24	9 D. SCHMITTER	SUI	Grillini Racing Team	Kawasaki ZX-10R	<b>1'42.275</b>	4.439	0.298	26	155,264	<b>277,6</b>
25	11 S. AL SULAITI	QAT	Pedercini Racing	Kawasaki ZX-10R	<b>1'42.385</b>	4.549	0.110	21	155,097	<b>274,8</b>
26	10 I. TÓTH	HUN	Team Tóth	Yamaha YZF R1	<b>1'43.081</b>	5.245	0.696	20	154,050	<b>280,5</b>

Qualifying Lap Time (107% of 1'37.836): 1'44.686

AIR	Humidity:	50%	Temp:	24°C
TRACK	Condition:	Dry	Temp:	31°C

Lap Record	2014 T.Sykes	1'36.366	164,780	Km/h
Best Lap	2013 T.Sykes	1'37.932	162,150	Km/h

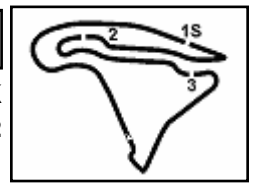
These data/results cannot be reproduced, stored and/or transmitted in whole or in part by any manner of electronic, mechanical, photocopying, recording, broadcasting or otherwise now known or herein after developed without the previous express consent by the copyright owner, except for reproduction in daily press and regular printed publications on sale to the public within 60 days of the event related to those data/results and always provided that copyright symbol appears together as follows below.

© DORNA WSBK ORGANIZATION Srl 2016

Start	End	The results are provisional until the end of the time limit for protests and appeals
30/09/2016 13:30	14:32	and the completion of the technical checks.

FCR PERDORA TUNING





## French Round, 30 September 1-2 October 2016 World Superbike - Results Free Practice 2nd Session

### Session Highlights

13.30.01		Start
13.31.06		Pit Intervention Time: 45sec
13.35.04	De Angelis	Lap Cancelled - Exit Track Limits
13.36.09	Loves	Crashed - Turn 2
13.36.44	Sykes	Technical Problem - Pit Lane Exit
13.39.17	Davies	Lap Cancelled - Exit Track Limits
13.39.57	Abraham	Lap Cancelled - Exit Track Limits
13.41.54	Giugliano	Lap Cancelled - Exit Track Limits
13.51.33	Giugliano	On the Gravel - Re-Joined - Turn 15
13.58.20	Sykes	Technical Problem - Turn 1
13.59.13	Reiterberger	Lap Cancelled - Exit Track Limits
14.00.46	Lussiana	Lap Cancelled - Exit Track Limits
14.05.46	Abraham	Lap Cancelled - Exit Track Limits
14.10.59	Giugliano	Lap Cancelled - Exit Track Limits
14.22.30	Ramos	Lap Cancelled - Exit Track Limits
14.23.36	Lussiana	Lap Cancelled - Exit Track Limits
14.24.34	Forés	Lap Cancelled - Exit Track Limits
14.26.25	Lussiana	Lap Cancelled - Exit Track Limits
14.29.00	Lagrive	Crashed - Turn 13
14.29.20	Lagrive	Re-joined
14.29.35	Ramos	Lap Cancelled - Exit Track Limits
14.30.27	Forés	Lap Cancelled - Exit Track Limits
14.32.29		End Of Session

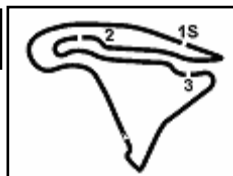
### Fastest Laps Sequence

No.	Rider	Nat	Team	Bike	Local Time	Time	Gap	Avg
1	J. REA	GBR	Kawasaki Racing Team	Kawasaki ZX-10R	13:33'29.176	<b>1'38.944</b>		160,491
1	J. REA	GBR	Kawasaki Racing Team	Kawasaki ZX-10R	13:35'07.876	<b>1'38.700</b>	-0.244	160,888
12	X. FORÉS	ESP	Barni Racing Team	Ducati Panigale R	13:35'09.166	<b>1'38.615</b>	-0.085	161,026
12	X. FORÉS	ESP	Barni Racing Team	Ducati Panigale R	13:36'47.759	<b>1'38.593</b>	-0.022	161,062
7	C. DAVIES	GBR	Aruba.it Racing - Ducati	Ducati Panigale R	13:44'40.372	<b>1'38.371</b>	-0.222	161,426
66	T. SYKES	GBR	Kawasaki Racing Team	Kawasaki ZX-10R	13:52'55.710	<b>1'38.195</b>	-0.176	161,715
66	T. SYKES	GBR	Kawasaki Racing Team	Kawasaki ZX-10R	13:54'33.778	<b>1'38.068</b>	-0.127	161,924
7	C. DAVIES	GBR	Aruba.it Racing - Ducati	Ducati Panigale R	14:07'51.368	<b>1'37.836</b>	-0.232	162,308

These data/results cannot be reproduced, stored and/or transmitted in whole or in part by any manner of electronic, mechanical, photocopying, recording, broadcasting or otherwise now known or herein after developed without the previous express consent by the copyright owner, except for reproduction in daily press and regular printed publications on sale to the public within 60 days of the event related to those data/results and always provided that copyright symbol appears together as follows below.

© DORNA WSBK ORGANIZATION Srl 2016

Start	End	The results are provisional until the end of the time limit for protests and appeals
30/09/2016 13:30	14:32	and the completion of the technical checks.



## French Round, 30 September 1-2 October 2016 World Superbike - Best Sector & Speed Free Practice 2nd Session

Magny-Cours 4.411 m

### Best Lap

1	7 C. DAVIES	Ducati Panigale R	1'37.836
2	2 L. CAMIER	MV Agusta 1000 F4	1'38.046
3	66 T. SYKES	Kawasaki ZX-10R	1'38.068
4	1 J. REA	Kawasaki ZX-10R	1'38.145
5	22 A. LOWES	Yamaha YZF R1	1'38.193
6	60 M. VAN DER MARK	Honda CBR1000RR SP	1'38.384
7	12 X. FORÉS	Ducati Panigale R	1'38.495
8	32 L. SAVADORI	Aprilia RSV4 RF	1'38.564
9	50 S. GUINTOLI	Yamaha YZF R1	1'38.618
10	81 J. TORRES	BMW S1000 RR	1'38.686
11	21 M. REITERBERGER	BMW S1000 RR	1'39.041
12	76 M. LAGRIVE	Kawasaki ZX-10R	1'39.092
13	69 N. HAYDEN	Honda CBR1000RR SP	1'39.099
14	99 L. SCASSA	Ducati Panigale R	1'39.418
15	17 K. ABRAHAM	BMW S1000 RR	1'39.954
16	40 R. RAMOS	Kawasaki ZX-10R	1'39.958
17	34 D. GIUGLIANO	Ducati Panigale R	1'40.001
18	25 J. BROOKES	BMW S1000 RR	1'40.427
19	4 G. VIZZIELLO	Kawasaki ZX-10R	1'40.513
20	15 A. DE ANGELIS	Aprilia RSV4 RF	1'40.548
21	56 P. SEBESTYÉN	Yamaha YZF R1	1'41.201
22	94 M. LUSSIANA	BMW S1000 RR	1'41.455
23	57 A. PLANCASSAGNE	Yamaha YZF R1	1'41.977
24	9 D. SCHMITTER	Kawasaki ZX-10R	1'42.275
25	11 S. AL SULAITI	Kawasaki ZX-10R	1'42.385
26	10 I. TÓTH	Yamaha YZF R1	1'43.081

### Best Sector & Speed

1	81 J. TORRES	BMW S1000 RR	294.3
2	21 M. REITERBERGER	BMW S1000 RR	291.9
3	7 C. DAVIES	Ducati Panigale R	291.1
4	66 T. SYKES	Kawasaki ZX-10R	290.3
5	25 J. BROOKES	BMW S1000 RR	290.3
6	60 M. VAN DER MARK	Honda CBR1000RR SP	290.3
7	1 J. REA	Kawasaki ZX-10R	289.5
8	17 K. ABRAHAM	BMW S1000 RR	289.5
9	69 N. HAYDEN	Honda CBR1000RR SP	288.0
10	40 R. RAMOS	Kawasaki ZX-10R	288.0
11	50 S. GUINTOLI	Yamaha YZF R1	288.0
12	32 L. SAVADORI	Aprilia RSV4 RF	287.2
13	76 M. LAGRIVE	Kawasaki ZX-10R	286.5
14	22 A. LOWES	Yamaha YZF R1	286.5
15	2 L. CAMIER	MV Agusta 1000 F4	286.5
16	12 X. FORÉS	Ducati Panigale R	284.2
17	99 L. SCASSA	Ducati Panigale R	283.5
18	15 A. DE ANGELIS	Aprilia RSV4 RF	282.0
19	10 I. TÓTH	Yamaha YZF R1	280.5
20	34 D. GIUGLIANO	Ducati Panigale R	280.5
21	4 G. VIZZIELLO	Kawasaki ZX-10R	279.8
22	94 M. LUSSIANA	BMW S1000 RR	278.4
23	9 D. SCHMITTER	Kawasaki ZX-10R	277.6
24	11 S. AL SULAITI	Kawasaki ZX-10R	274.8
25	56 P. SEBESTYÉN	Yamaha YZF R1	274.8
26	57 A. PLANCASSAGNE	Yamaha YZF R1	267.3

### Seg. 1

1	32 L. SAVADORI	29.324
2	60 M. VAN DER MARK	29.350
3	12 X. FORÉS	29.351
4	1 J. REA	29.367
5	21 M. REITERBERGE	29.382
6	69 N. HAYDEN	29.406
7	66 T. SYKES	29.409
8	22 A. LOWES	29.418
9	2 L. CAMIER	29.442
10	50 S. GUINTOLI	29.480
11	7 C. DAVIES	29.484
12	81 J. TORRES	29.531
13	76 M. LAGRIVE	29.565
14	99 L. SCASSA	29.683
15	25 J. BROOKES	29.687
16	17 K. ABRAHAM	29.726
17	15 A. DE ANGELIS	29.817
18	40 R. RAMOS	29.828
19	34 D. GIUGLIANO	30.005
20	4 G. VIZZIELLO	30.117
21	56 P. SEBESTYÉN	30.205
22	9 D. SCHMITTER	30.359
23	94 M. LUSSIANA	30.383
24	11 S. AL SULAITI	30.397
25	57 A. PLANCASSAGN	30.407
26	10 I. TÓTH	30.638

### Seg. 2

1	7 C. DAVIES	21.320
2	2 L. CAMIER	21.369
3	66 T. SYKES	21.420
4	22 A. LOWES	21.456
5	60 M. VAN DER MARK	21.457
6	50 S. GUINTOLI	21.462
7	81 J. TORRES	21.477
8	1 J. REA	21.494
9	12 X. FORÉS	21.518
10	69 N. HAYDEN	21.545
11	32 L. SAVADORI	21.547
12	21 M. REITERBERGE	21.637
13	99 L. SCASSA	21.701
14	76 M. LAGRIVE	21.709
15	34 D. GIUGLIANO	21.743
16	40 R. RAMOS	21.814
17	17 K. ABRAHAM	21.831
18	15 A. DE ANGELIS	21.989
19	25 J. BROOKES	21.999
20	4 G. VIZZIELLO	21.999
21	94 M. LUSSIANA	22.196
22	56 P. SEBESTYÉN	22.229
23	9 D. SCHMITTER	22.385
24	11 S. AL SULAITI	22.435
25	57 A. PLANCASSAGN	22.435
26	10 I. TÓTH	22.534

### Seg. 3

1	2 L. CAMIER	21.991
2	7 C. DAVIES	22.063
3	66 T. SYKES	22.136
4	1 J. REA	22.142
5	60 M. VAN DER MARK	22.203
6	12 X. FORÉS	22.245
7	99 L. SCASSA	22.263
8	32 L. SAVADORI	22.278
9	50 S. GUINTOLI	22.314
10	81 J. TORRES	22.318
11	21 M. REITERBERGE	22.343
12	22 A. LOWES	22.421
13	69 N. HAYDEN	22.421
14	76 M. LAGRIVE	22.458
15	4 G. VIZZIELLO	22.553
16	34 D. GIUGLIANO	22.565
17	17 K. ABRAHAM	22.631
18	40 R. RAMOS	22.636
19	25 J. BROOKES	22.638
20	56 P. SEBESTYÉN	22.756
21	15 A. DE ANGELIS	22.762
22	94 M. LUSSIANA	22.916
23	57 A. PLANCASSAGN	23.104
24	11 S. AL SULAITI	23.124
25	9 D. SCHMITTER	23.254
26	10 I. TÓTH	23.285

### Seg. 4

1	22 A. LOWES	24.898
2	2 L. CAMIER	24.937
3	1 J. REA	24.942
4	7 C. DAVIES	24.969
5	66 T. SYKES	25.015
6	32 L. SAVADORI	25.053
7	60 M. VAN DER MARK	25.117
8	12 X. FORÉS	25.131
9	50 S. GUINTOLI	25.237
10	81 J. TORRES	25.285
11	76 M. LAGRIVE	25.288
12	21 M. REITERBERGE	25.340
13	69 N. HAYDEN	25.421
14	17 K. ABRAHAM	25.445
15	40 R. RAMOS	25.471
16	25 J. BROOKES	25.510
17	99 L. SCASSA	25.542
18	34 D. GIUGLIANO	25.572
19	15 A. DE ANGELIS	25.678
20	4 G. VIZZIELLO	25.733
21	56 P. SEBESTYÉN	25.855
22	94 M. LUSSIANA	25.860
23	57 A. PLANCASSAGN	25.956
24	11 S. AL SULAITI	26.048
25	9 D. SCHMITTER	26.129
26	10 I. TÓTH	26.382

30/09/2016

These data/results cannot be reproduced, stored and/or transmitted in whole or in part by any manner of electronic, mechanical, photocopying, recording, broadcasting or otherwise now known or herein after developed without the previous express consent by the copyright owner, except for reproduction in daily press and regular printed publications on sale to the public within 60 days of the event related to those data/results and always provided that copyright symbol appears together as follows below.

© DORNA WSBK ORGANIZATION Srl 2016

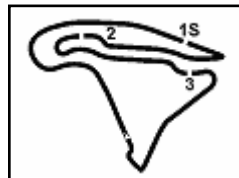
PIRELLI PERIODICA TIMING



Official Tyre Supplier



Official Timekeeper



Magny-Cours 4.411 m

1 / 1

## French Round, 30 September 1-2 October 2016 World Superbike - Ideal Times Free Practice 2nd Session

No.	Rider	Nat	Bike	Seg. 1	Seg. 2	Seg. 3	Seg. 4	Ideal Time			
				Diff. 1	Diff. 2	Diff. 3	Diff. 4	Best Lap	Pos.	Diff.	
1	<b>2 L. CAMIER</b>	GBR	MV Agusta 1000 F4	29.442 0.072	21.369 0.143	<b>21.991</b>	24.937 0.092	<b>1'37.739</b>	1'38.046	2	0.307
2	<b>7 C. DAVIES</b>	GBR	Ducati Panigale R	29.484	<b>21.320</b>	22.063	24.969	<b>1'37.836</b>	1'37.836	1	0.000
3	<b>1 J. REA</b>	GBR	Kawasaki ZX-10R	29.367 0.082	21.494 0.083	22.142 0.035	24.942	<b>1'37.945</b>	1'38.145	4	0.200
4	<b>66 T. SYKES</b>	GBR	Kawasaki ZX-10R	29.409	21.420 0.031	22.136 0.057	25.015	<b>1'37.980</b>	1'38.068	3	0.088
5	<b>60 M. VAN DER MARK</b>	NED	Honda CBR1000RR SP	29.350 0.003	21.457 0.115	22.203	25.117 0.139	<b>1'38.127</b>	1'38.384	6	0.257
6	<b>22 A. LOWES</b>	GBR	Yamaha YZF R1	29.418	21.456	22.421	<b>24.898</b>	<b>1'38.193</b>	1'38.193	5	0.000
7	<b>32 L. SAVADORI</b>	ITA	Aprilia RSV4 RF	<b>29.324</b> 0.275	21.547 0.036	22.278 0.051	25.053	<b>1'38.202</b>	1'38.564	8	0.362
8	<b>12 X. FORÉS</b>	ESP	Ducati Panigale R	29.351	21.518 0.101	22.245	25.131 0.149	<b>1'38.245</b>	1'38.495	7	0.250
9	<b>50 S. GUINTOLI</b>	FRA	Yamaha YZF R1	29.480 0.006	21.462 0.092	22.314 0.003	25.237 0.024	<b>1'38.493</b>	1'38.618	9	0.125
10	<b>81 J. TORRES</b>	ESP	BMW S1000 RR	29.531	21.477	22.318	25.285 0.075	<b>1'38.611</b>	1'38.686	10	0.075
11	<b>21 M. REITERBERGER</b>	GER	BMW S1000 RR	29.382 0.162	21.637	22.343 0.053	25.340 0.124	<b>1'38.702</b>	1'39.041	11	0.339
12	<b>69 N. HAYDEN</b>	USA	Honda CBR1000RR SP	29.406 0.229	21.545	22.421	25.421 0.077	<b>1'38.793</b>	1'39.099	13	0.306
13	<b>76 M. LAGRIVE</b>	FRA	Kawasaki ZX-10R	29.565 0.037	21.709	22.458 0.035	25.288	<b>1'39.020</b>	1'39.092	12	0.072
14	<b>99 L. SCASSA</b>	ITA	Ducati Panigale R	29.683	21.701 0.063	22.263 0.143	25.542 0.023	<b>1'39.189</b>	1'39.418	14	0.229
15	<b>17 K. ABRAHAM</b>	CZE	BMW S1000 RR	29.726 0.095	21.831 0.132	22.631 0.094	25.445	<b>1'39.633</b>	1'39.954	15	0.321
16	<b>40 R. RAMOS</b>	ESP	Kawasaki ZX-10R	29.828 0.193	21.814 0.016	22.636	25.471	<b>1'39.749</b>	1'39.958	16	0.209
17	<b>25 J. BROOKES</b>	AUS	BMW S1000 RR	29.687 0.250	21.999 0.124	22.638 0.164	25.510 0.055	<b>1'39.834</b>	1'40.427	18	0.593
18	<b>34 D. GIUGLIANO</b>	ITA	Ducati Panigale R	30.005	21.743 0.050	22.565 0.050	25.572 0.016	<b>1'39.885</b>	1'40.001	17	0.116
19	<b>15 A. DE ANGELIS</b>	RSM	Aprilia RSV4 RF	29.817 0.118	21.989	22.762 0.184	25.678	<b>1'40.246</b>	1'40.548	20	0.302
20	<b>4 G. VIZZIELLO</b>	ITA	Kawasaki ZX-10R	30.117 0.111	21.999	22.553	25.733	<b>1'40.402</b>	1'40.513	19	0.111
21	<b>56 P. SEBESTYÉN</b>	HUN	Yamaha YZF R1	30.205 0.132	22.229 0.024	22.756	25.855	<b>1'41.045</b>	1'41.201	21	0.156
22	<b>94 M. LUSSIANA</b>	FRA	BMW S1000 RR	30.383 0.067	22.196	22.916 0.033	25.860	<b>1'41.355</b>	1'41.455	22	0.100
23	<b>57 A. PLANCASSAGNE</b>	FRA	Yamaha YZF R1	30.407	22.453	23.104 0.057	25.956	<b>1'41.920</b>	1'41.977	23	0.057
24	<b>11 S. AL SULAITI</b>	QAT	Kawasaki ZX-10R	30.397 0.037	22.435 0.260	23.124 0.079	26.048 0.005	<b>1'42.004</b>	1'42.385	25	0.381
25	<b>9 D. SCHMITTER</b>	SUI	Kawasaki ZX-10R	30.359 0.108	22.385 0.040	23.254	26.129	<b>1'42.127</b>	1'42.275	24	0.148
26	<b>10 I. TÓTH</b>	HUN	Yamaha YZF R1	30.638 0.010	22.534 0.170	23.285	26.382 0.062	<b>1'42.839</b>	1'43.081	26	0.242
<b>Overall Ideal Time</b>				29.324	21.320	21.991	24.898	<b>1'37.533</b>			

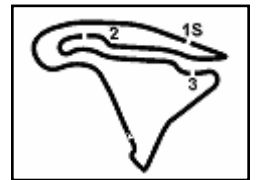
30/09/2016

These data/results cannot be reproduced, stored and/or transmitted in whole or in part by any manner of electronic, mechanical, photocopying, recording, broadcasting or otherwise now known or herein after developed without the previous express consent by the copyright owner, except for reproduction in daily press and regular printed publications on sale to the public within 60 days of the event related to those data/results and always provided that copyright symbol appears together as follows below.  
© DORNA WSBK ORGANIZATION Srl 2016

PIRELLI PERGOIA TUNING







## French Round, 30 September 1-2 October 2016 World Superbike - Chronological Analysis Free Practice 2nd Session

Magny-Cours 4.411 m

1 / 5

### 1° 7 C. DAVIES (1'37.836)

Lap	Seq. 1	Seq. 2	Seq. 3	Seq. 4	Lap Time	km/h	Local Time
1	30.199	25.473	25.026	30.338	1'41.326	256.5	13:32'57.174
2	29.837	21.530	22.567	25.486	1'39.420	288.8	13:36'17.920
3	34.427	22.600	22.879	25.422	1'45.328	276.2	13:38'03.248
4	29.755	21.499	23.323	26.183	1'40.760C	288.0	13:39'44.008
5	29.685	21.775	22.380	25.336	1'39.176	288.8	13:41'23.184
6	29.866	21.559	22.238	25.154	1'38.817	288.8	13:43'02.001
7	29.587	21.409	22.214	25.161	1'38.371	288.8	13:44'40.372
8	29.540	21.515	22.349	25.072	1'38.476	290.3	13:46'18.848
9	29.598	21.523	22.260	25.176	1'38.557	288.0	13:47'57.405
10	32.185	26.131	24.738	30.862	1'53.916P	272.0	13:49'51.321
11	1'44.410	23.853	23.608	26.833	12'58.704P	234.8	14:02'50.025
12	29.899	21.582	22.229	25.300	1'39.010	288.8	14:04'29.035
13	29.944	25.752	23.318	25.483	1'44.497	286.5	14:06'13.532
14	<b>29.484</b>	<b>21.320</b>	<b>22.063</b>	<b>24.969</b>	<b>1'37.836</b>	288.0	14:07'51.368
15	29.516	21.363	22.224	25.293	1'38.396	287.2	14:09'29.764
16	33.218	25.217	23.935	29.463	1'51.833P	232.3	14:11'21.597
17	8'08.741	22.783	23.731	30.461	9'25.716P	264.7	14:20'47.313
18	29.735	21.969	22.611	25.250	1'39.565	<b>291.1</b>	14:22'26.878
19	29.627	21.777	22.480	25.238	1'39.122	289.5	14:24'06.000
20	29.594	21.473	22.368	25.140	1'38.575	<b>291.1</b>	14:25'44.575
21	29.615	29.375	34.091	35.586	2'08.667	285.7	14:27'53.242
22	29.720	21.632	22.738	33.709	1'47.799	290.3	14:29'41.041
23	29.714	21.499	22.479	25.214	1'38.906	289.5	14:31'19.947

### 2° 2 L. CAMIER (1'38.046)

Lap	Seq. 1	Seq. 2	Seq. 3	Seq. 4	Lap Time	km/h	Local Time
1	29.852	27.944	31.990	27.524	1'39.996	228.3	13:32'07.081
2	30.191	21.891	22.748	25.505	1'40.225	282.7	13:33'47.077
3	29.732	22.044	22.629	25.361	1'40.225	285.0	13:35'27.302
4	30.912	21.749	22.332	25.296	1'39.109	284.2	13:37'06.411
5	30.021	21.932	22.288	37.322	1'51.563	282.0	13:38'57.974
6	29.694	21.877	22.228	25.312	1'39.111	285.7	13:40'37.085
7	29.628	21.966	22.552	25.313	1'39.459	284.2	13:42'16.544
8	32.135	24.187	22.923	28.189	1'47.434P	262.1	13:44'03.978
9	8'56.189	23.838	22.849	26.220	10'09.096P	248.3	13:54'13.074
10	30.005	21.624	22.330	25.401	1'39.360	283.5	13:55'52.434
11	29.804	21.534	22.311	25.399	1'39.048	285.0	13:57'31.482
12	29.603	21.605	22.422	28.019	1'41.649P	<b>286.5</b>	13:59'13.131
13	8'41.537	23.439	23.691	25.851	9'54.518P	250.0	14:09'07.649
14	29.668	21.476	22.132	<b>24.937</b>	1'38.213	282.7	14:10'45.862
15	29.514	21.512	<b>21.991</b>	25.029	<b>1'38.046</b>	284.2	14:12'23.908
16	29.542	21.613	22.222	25.253	1'38.630	<b>286.5</b>	14:14'02.538
17	29.598	21.551	22.259	25.184	1'38.592	<b>286.5</b>	14:15'41.130
18	29.562	21.551	22.238	25.256	1'38.607	284.2	14:17'19.737
19	30.335	22.607	22.944	29.079	1'44.965P	252.3	14:19'04.702
20	3'01.233	24.310	23.003	26.999	4'15.545P	214.7	14:23'20.247
21	29.570	21.529	24.993	29.137	1'45.229	284.2	14:25'05.476
22	29.469	21.512	22.120	25.077	1'38.178	285.0	14:26'43.854
23	<b>29.442</b>	<b>21.369</b>	22.168	26.094	1'39.073	285.0	14:28'22.727
24	31.104	22.385	22.812	26.780	1'43.081	272.7	14:30'05.808

### 3° 66 T. SYKES (1'38.068)

Lap	Seq. 1	Seq. 2	Seq. 3	Seq. 4	Lap Time	km/h	Local Time
1	57.008	26.452	24.852	30.708	2'13.379P	199.3	13:34'22.599
2	30.453	25.577	23.784	27.010	1'40.581	268.0	13:36'03.180
3	14'02.969	22.953	22.862	25.551	15'14.335	231.8	13:51'17.515
4	29.555	21.468	<b>22.136</b>	25.036	1'38.195	286.5	13:52'55.710
5	<b>29.409</b>	21.451	22.193	<b>25.015</b>	<b>1'38.068</b>	287.2	13:54'33.778
6	29.538	<b>21.420</b>	22.234	25.038	1'38.230	<b>290.3</b>	13:56'12.008
7	29.523	21.468	22.177	25.022	1'38.190	288.8	13:57'50.198
8	17'15.195	22.680	22.860	25.833	18'26.568	275.5	14:16'16.766

### 4° 1 J. REA (1'38.145)

Lap	Seq. 1	Seq. 2	Seq. 3	Seq. 4	Lap Time	km/h	Local Time
1	29.690	23.810	23.153	25.653	1'38.944	288.0	13:31'50.232
2	29.512	21.636	22.421	25.197	1'38.944	288.0	13:33'29.176
3	29.437	21.510	22.473	25.205	1'38.700	288.0	13:35'07.876
4	29.725	21.539	22.542	25.113	1'38.631	288.8	13:36'46.507
5	29.725	21.641	22.420	25.149	1'38.935	288.0	13:38'25.442

P = Pits In/Out - C = Lap-Time Cancelled

These data/results cannot be reproduced, stored and/or transmitted in whole or in part by any manner of electronic, mechanical, photocopying, recording, broadcasting or otherwise now known or herein after developed without the previous express consent by the copyright owner, except for reproduction in daily press and regular printed publications on sale to the public within 60 days of the event related to those data/results and always provided that copyright symbol appears together as follows below.

© DORNA WSBK ORGANIZATION Srl 2016

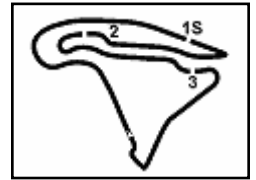
5	29.757	21.618	22.397	25.197	1'38.969	288.8	13:40'04.411
6	29.632	24.466	23.065	30.727	1'47.890P	<b>289.5</b>	13:41'52.301
7	7'46.009	22.388	22.911	26.205	8'57.513P	269.3	13:50'49.814
8	29.629	21.617	22.277	25.095	1'38.618	287.2	13:52'28.432
9	29.648	21.698	22.228	25.465	1'39.039	288.0	13:54'07.471
10	29.627	21.768	22.222	25.318	1'38.935	288.8	13:55'46.406
11	29.652	21.591	22.570	25.323	1'39.136	288.8	13:57'25.542
12	30.646	24.535	23.682	27.942	1'46.805P	276.9	13:59'12.347
13	9'40.315	22.609	28.050	25.675	10'56.649P	266.0	14:10'08.996
14	29.700	21.585	22.323	25.170	1'38.778	285.0	14:11'47.774
15	29.687	21.698	22.315	25.160	1'38.860	287.2	14:13'26.634
16	30.320	22.000	22.729	27.122	1'42.171P	285.0	14:15'08.805
17	5'15.743	21.851	22.439	25.180	6'25.213P	282.7	14:21'34.018
18	<b>29.367</b>	<b>21.494</b>	<b>22.142</b>	25.348	1'38.351	288.8	14:23'12.369
19	29.449	21.577	22.177	<b>24.942</b>	<b>1'38.145</b>	285.7	14:24'50.514
20	29.779	21.611	22.194	24.983	1'38.567	288.8	14:26'29.081
21	29.427	21.497	22.380	25.222	1'38.526	287.2	14:28'07.607
22	29.475	21.496	22.234	25.056	1'38.261	288.0	14:29'45.868
23	29.406	21.515	22.195	25.311	1'38.427	283.5	14:31'24.295

### 5° 22 A. LOWES (1'38.193)

Lap	Seq. 1	Seq. 2	Seq. 3	Seq. 4	Lap Time	km/h	Local Time
1	29.814	24.039	24.947	27.158	1'41.116	262.8	13:32'09.722
2	29.735	22.620	23.031	25.651	1'40.380	264.1	13:33'50.838
3	46'42.975	24.855	23.703	25.896	47'57.429	268.7	13:35'31.218
4	29.758	21.852	22.670	25.120	1'39.400	284.2	14:25'08.047
5	<b>29.418</b>	<b>21.456</b>	<b>22.421</b>	<b>24.898</b>	<b>1'38.193</b>	285.7	14:26'46.240
6	31.124	22.308	22.571	25.500	1'41.503	280.5	14:28'27.743
7	29.511	21.604	22.592	25.401	1'39.108	<b>286.5</b>	14:30'06.851

### 6° 60 M. VAN DER MARK (1'38.384)

Lap	Seq. 1	Seq. 2	Seq. 3	Seq. 4	Lap Time	km/h	Local Time
1	30.121	24.765	24.085	27.140	1'42.196	256.5	13:31'55.814
2	30.466	22.196	22.928	25.909	1'41.499	274.8	13:33'38.010
3	29.499	22.543	23.095	26.051	1'41.188	274.8	13:35'19.509
4	29.931	22.026	23.178	25.535	1'40.670	284.2	13:37'00.697
5	29.752	22.011	22.857	25.585	1'40.205	279.8	13:38'41.367
6	31.352	22.369	23.214	29.598	1'46.430P	259.6	13:40'21.572
7	7'05.522	22.187	22.902	25.613	8'16.224P	277.6	13:42'08.002
8	29.783	21.948	22.714	25.554	1'39.999	283.5	13:42'08.002
9	29.693	21.818	22.716	25.590	1'39.817	287.2	13:42'08.002
10	29.688	21.947	22.620	25.495	1'39.750	286.5	13:42'08.002
11	29.629	22.331	22.567	25.407	1'39.934	288.0	13:42'08.002
12	29.732	21.632	22.770	25.958	1'40.092	287.2	13:42'08.002
13	29.721	21.976	22.697	25.493	1'39.887	279.1	13:42'08.002
14	30.951	22.425	22.939	28.628	1'44.943P	271.4	14:02'08.648
15	9'19.008	22.026	22.737	25.541	10'29.312P	279.8	14:12'37.960
16	29.649	21.796	22.430	25.218	1'39.093	283.5	14:14'17.053
17	29.479	21.518	22.403	25.241	1'38.641	287.2	14:15'55.694
18	29.434	21.614	22.300	25.125	1'38.473	285.7	14:17'34.167
19	29.502	<b>21.457</b>	22.386	25.123	1'38.468	287.2	14:19'12.635
20	29.488	21.833	22.685	28.146	1'42.152P	286.5	14:20'54.787
21	2'57.240	22.359	23.062	25.762	4'08.423P	258.4	14:25'03.210
22	29.353	21.572	<b>22.203</b>	25.256	<b>1'38.384</b>	284.2	14:26'41.594
23	29.398	21.576	22.307	25.157	1'38.438	285.7	14:28'20.032
24	2						



## French Round, 30 September 1-2 October 2016 World Superbike - Chronological Analysis Free Practice 2nd Session

Magny-Cours 4.411 m

2 / 5

12	29.719	27.489	22.793	30.437	1'50.438 P	280.5	14:08'47.060
13	8'45.652	22.639	22.863	28.563	9'59.717 P	256.5	14:18'46.777
14	29.467	22.002	22.280	25.262	1'39.011	<b>284.2</b>	14:20'25.788
15	29.532	21.718	22.267	25.135	1'38.652	<b>284.2</b>	14:22'04.440
16	<b>29.351</b>	21.619	<b>22.245</b>	25.280	<b>1'38.495</b>	<b>277.6</b>	14:23'42.935
17	29.632	22.533	33.929	30.373	1'56.467 C	280.5	14:25'39.402
18	29.799	29.876	31.608	35.176	2'06.459	280.5	14:27'45.861
19	34.827	24.751	22.703	27.479	1'49.760	170.3	14:29'35.621
20	29.679	23.236	32.862	27.946	1'53.723 C	282.0	14:31'29.344

**8°** 32 L. SAVADORI (1'38.564)

Lap	Seq. 1	Seq. 2	Seq. 3	Seq. 4	Lap Time	km/h	Local Time
1	29.804	23.990	24.062	26.348	1'39.739	222.7	13:31'52.980
2	29.763	21.980	22.683	25.272	1'39.198	255.9	13:33'32.719
3	29.532	21.776	22.519	25.126	1'38.953	281.3	13:36'50.870
4	29.665	21.690	22.498	25.265	1'39.118	282.0	13:38'29.988
5	29.828	21.676	22.535	25.370	1'39.409	285.7	13:40'09.397
6	29.811	21.714	22.380	30.778	1'44.683	283.5	13:41'54.080
7	31.366	22.483	23.672	26.493	1'44.014	269.3	13:43'38.094
8	29.761	21.595	22.546	25.429	1'39.331	284.2	13:45'17.425
9	32.243	24.095	24.556	28.790	1'49.684 P	224.5	13:47'07.109
10	14'54.105	24.078	23.285	25.689	16'07.157 P	236.3	14:03'14.266
11	29.926	21.577	22.553	25.382	1'39.438	281.3	14:04'53.704
12	29.756	21.588	22.766	25.451	1'39.561	285.7	14:06'33.265
13	29.790	21.954	22.609	25.487	1'39.840	282.0	14:08'13.105
14	29.870	21.692	22.569	25.479	1'39.610	282.7	14:09'52.715
15	29.852	21.737	22.613	25.527	1'39.729	286.5	14:11'32.444
16	32.709	23.587	26.011	28.673	1'50.980 P	262.8	14:13'23.424
17	11'05.859	36.128	30.851	26.793	12'39.631 P	150.6	14:26'03.055
18	29.599	21.583	22.329	<b>25.053</b>	<b>1'38.564</b>	<b>282.7</b>	14:27'41.619
19	<b>29.324</b>	<b>21.547</b>	22.384	25.838	1'39.093	286.5	14:29'20.712
20	29.573	21.595	<b>22.278</b>	25.537	1'38.983	285.0	14:30'59.695

**9°** 50 S. GUINTOLI (1'38.618)

Lap	Seq. 1	Seq. 2	Seq. 3	Seq. 4	Lap Time	km/h	Local Time
1	30.027	23.213	24.702	26.083	1'40.490	282.7	13:34'01.293
2	29.726	21.778	22.572	25.342	1'39.418	284.2	13:35'40.711
3	29.665	21.823	22.624	25.578	1'39.690	281.3	13:37'20.401
4	31.433	27.297	23.911	30.384	1'53.025 P	261.5	13:39'13.426
5	9'16.776	27.659	25.001	28.760	10'38.196 P	240.5	13:49'51.622
6	29.707	21.750	22.621	25.478	1'39.556	285.0	13:51'31.178
7	29.640	22.125	22.731	25.665	1'40.161	285.7	13:53'11.339
8	29.768	22.166	23.133	29.271	1'44.338	276.2	13:54'55.677
9	29.765	21.755	22.414	33.889	1'47.823	282.7	13:56'43.500
10	29.748	21.845	22.501	25.579	1'39.673	279.8	13:58'23.173
11	30.965	23.657	23.858	33.802	1'52.282 P	276.2	14:00'15.455
12	9'19.567	25.060	26.305	26.375	10'37.307 P	264.1	14:10'52.762
13	29.610	21.562	22.339	25.414	1'38.925	285.7	14:12'31.687
14	<b>29.480</b>	21.806	22.620	<b>25.237</b>	1'39.143	282.0	14:14'10.830
15	29.558	21.724	22.451	25.279	1'39.012	283.5	14:15'49.842
16	31.268	21.916	23.177	28.891	1'45.252 P	274.1	14:17'35.094
17	5'47.388	23.007	23.173	25.723	6'59.291 P	257.1	14:24'34.385
18	29.563	<b>21.462</b>	22.413	25.317	1'38.755	282.7	14:26'13.140
19	37.697	28.605	28.947	28.467	2'03.716	162.7	14:28'16.856
20	29.721	21.563	<b>22.314</b>	25.309	1'38.907	286.5	14:29'55.763
21	29.486	21.554	22.317	25.261	<b>1'38.618</b>	<b>288.0</b>	14:31'34.381

**10°** 81 J. TORRES (1'38.686)

Lap	Seq. 1	Seq. 2	Seq. 3	Seq. 4	Lap Time	km/h	Local Time
1	30.339	24.802	24.200	26.991	1'42.312	229.8	13:31'55.428
2	30.144	22.232	23.330	26.411	1'42.312	278.4	13:33'37.740
3	30.263	22.038	22.592	25.671	1'40.445	280.5	13:35'18.185
4	29.735	21.757	22.621	25.912	1'40.547	285.0	13:36'58.732
5	30.159	21.757	22.621	25.912	1'40.025	283.5	13:38'38.757
6	29.775	22.140	23.151	25.588	1'41.038	286.5	13:40'19.795
7	29.775	21.604	22.772	30.875	1'45.026 P	290.3	13:42'04.821
8	15'20.044	22.966	23.144	26.157	16'32.311 P	263.4	13:58'37.132
9	29.882	21.909	22.716	25.614	1'40.121	285.7	14:00'17.253
10	29.833	21.846	22.482	25.575	1'39.736	288.0	14:01'56.989
11	29.838	21.840	22.426	<b>25.285</b>	1'39.389	288.0	14:03'36.378
12	30.161	23.922	22.717	27.888	1'44.688 P	290.3	14:05'21.066
13	2'51.209	23.323	23.349	31.565	4'09.446 P	274.8	14:09'30.512

P = Pits In/Out - C = Lap-Time Cancelled

These data/results cannot be reproduced, stored and/or transmitted in whole or in part by any manner of electronic, mechanical, photocopying, recording, broadcasting or otherwise now known or herein after developed without the previous express consent by the copyright owner, except for reproduction in daily press and regular printed publications on sale to the public within 60 days of the event related to those data/results and always provided that copyright symbol appears together as follows below.

© DORNA WSBK ORGANIZATION Srl 2016

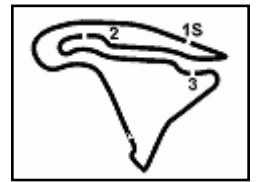
13	29.799	21.773	22.538	25.478	1'39.588	291.1	14:11'10.100
14	29.620	21.668	22.528	25.461	1'39.277	292.7	14:12'49.377
15	29.642	21.604	22.613	25.409	1'39.268	291.9	14:14'28.645
16	29.600	21.729	22.550	25.408	1'39.287	291.9	14:16'07.932
17	29.636	21.717	22.484	25.333	1'39.170	290.3	14:17'47.102
18	29.706	22.662	23.421	28.921	1'44.710 P	291.9	14:19'31.812
19	3'08.500	22.404	23.208	25.809	4'19.921 P	278.4	14:23'51.733
20	29.735	21.973	22.534	25.377	1'39.619	289.5	14:25'31.352
21	29.658	21.694	22.443	25.352	1'39.147	285.0	14:27'10.499
22	29.644	22.129	22.631	25.484	1'39.888	<b>294.3</b>	14:28'50.387
23	<b>29.531</b>	<b>21.477</b>	<b>22.318</b>	25.360	<b>1'38.686</b>	290.3	14:30'29.073

**11°** 21 M. REITERBERGER (1'39.041)

Lap	Seq. 1	Seq. 2	Seq. 3	Seq. 4	Lap Time	km/h	Local Time
1	30.052	24.107	22.682	25.459	1'42.300	236.3	13:33'44.005
2	29.738	22.288	22.417	25.413	1'39.856	<b>291.9</b>	13:35'23.861
3	<b>29.382</b>	22.536	23.416	25.866	1'41.200	267.3	13:37'05.067
4	29.741	22.089	30.156	29.630	1'51.616	273.4	13:38'56.677
5	29.700	21.444	22.653	25.461	1'39.578	287.2	13:40'36.255
6	29.641	22.008	22.352	27.293	1'41.294	277.6	13:42'17.549
7	30.346	23.896	22.924	27.534	1'44.700 P	272.7	13:44'02.249
8	9'42.026	27.870	23.204	25.846	10'58.946 P	228.3	13:55'01.195
9	29.746	21.909	22.484	25.643	1'39.782	290.3	13:56'40.977
10	29.796	21.800	22.441	25.399	1'39.436	287.2	13:58'20.413
11	29.984	23.713	28.554	28.355	1'50.606 C	283.5	14:00'11.019
12	10'43.774	24.292	23.446	26.147	11'57.659 P	268.7	14:12'08.678
13	30.505	22.046	22.527	25.482	1'40.660 P	284.2	14:13'49.238
14	29.758	21.914	<b>22.343</b>	25.508	1'39.523	282.7	14:15'28.761
15	29.775	21.656	22.450	25.688	1'39.659	290.3	14:17'08.330
16	31.010	23.105	<b>23.207</b>	28.235	1'45.657 P	269.3	14:18'53.987
17	5'48.916	25.659	25.475	25.685	7'05.735 P	247.1	14:25'59.722
18	29.677	21.675	22.691	<b>25.340</b>	1'39.383	288.0	14:27'39.105
19	29.544	<b>21.637</b>	22.396	25.464	<b>1'39.041</b>	288.0	14:29'18.146
20	30.134	22.320	22.869	26.130	1'41.453	276.9	14:30'59.599

**12°** 76 M. LAGRIVE (1'39.092)

Lap	Seq. 1	Seq. 2	Seq. 3	Seq. 4	Lap Time	km/h	Local Time
1	30.414	23.600	24.442	28.202	1'42.534	258.4	13:32'08.062
2	29.889	22.599	23.327	26.198	1'42.534	262.8	13:33'50.596
3	30.230	22.520	23.034	25.769	1'41.553	261.5	13:37'12.621
4	29.965	22.045	22.852	25.818	1'40.700	279.1	13:38'53.321
5	30.012	21.954	22.751	25.698	1'40.415	281.3	13:40'33.736
6	33.959	25.543	23.589	29.095	1'52.186 P	236.8	13:42'25.922
7	6'17.693	22.659	23.236	25.949	7'29.537 P	264.7	13:49'55.459
8	30.184	22.258	22.942	25.783	1'41.167	272.7	13:51'36.626
9	29.970	22.151	22.725	25.730	1'40.576	279.1	13:53'17.202
10	30.801	22.776	23.781	29.721	1'47.079 P	273.4	13:55'04.281
11	11'54.844	23.688	28.764	27.288	13'14.584 P	247.7	14:08'18.865
12	30.008	22.037	22.756	25.521	1'40.322	279.8	14:09'59.187
13	29.835	22.089	22.670	25.659	1'40.253	280.5	14:11'39.440
14	29.844	22.166	22.692	25.823	1'40.525	278.4	14:13'19.965
15	29.872	22.000	22.662	25.739	1'40.273	282.0	14:15'00.238
16	29.806	21.931	22.699	26.005	1'40.441	281.3	14:16'40.679
17	29.924	22.324	22.758	26.209	1'41.215	268.7	14:18'21.894



## French Round, 30 September 1-2 October 2016 World Superbike - Chronological Analysis Free Practice 2nd Session

Magny-Cours 4.411 m

3 / 5

11	30.422	22.194	23.076	26.312	1'42.004	276.9	14:05'50.372
12	29.897	21.846	22.857	25.663	1'40.263	282.0	14:07'30.635
13	29.710	22.040	22.875	25.695	1'40.320	285.7	14:09'10.955
14	29.931	21.821	22.655	25.529	1'39.936	283.5	14:10'50.891
15	29.634	21.692	22.753	25.671	1'39.750	287.2	14:12'30.641
16	29.680	22.358	23.466	28.478	1'43.982 P	<b>288.0</b>	14:14'14.623
17	6'46.560	24.163	23.766	26.196	8'00.685 P	259.6	14:22'15.308
18	29.776	22.156	23.173	25.951	1'41.056	285.7	14:23'56.364
19	<b>29.406</b>	21.626	22.680	25.461	1'39.173	287.2	14:25'35.537
20	29.528	21.579	22.692	<b>25.421</b>	1'39.220	287.2	14:27'14.757
21	29.635	<b>21.545</b>	<b>22.421</b>	25.498	<b>1'39.099</b>	285.7	14:28'53.856
22	29.761	21.792	22.727	25.692	1'39.972	285.0	14:30'33.828

**14°** 99 L. SCASSA (1'39.418)

Lap	Seq. 1	Seq. 2	Seq. 3	Seq. 4	Lap Time	km/h	Local Time
		24.460	23.798	27.882	246.6	13:32'43.880	
1	30.564	22.564	22.725	26.280	1'42.133	272.7	13:34'26.013
2	30.132	22.169	22.659	25.930	1'40.890	278.4	13:36'06.903
3	34.295	23.725	23.375	30.347	1'51.742 P	250.6	13:37'58.645
4	5'34.922	22.866	22.807	25.934	6'46.529 P	267.3	13:44'45.174
5	30.100	22.102	22.507	25.697	1'40.406	277.6	13:46'25.580
6	29.938	21.978	22.488	25.727	1'40.131	279.8	13:48'05.711
7	30.082	22.241	23.169	25.903	1'41.395	276.2	13:49'47.106
8	29.978	21.802	22.477	25.774	1'40.031	279.8	13:51'27.137
9	29.889	<b>21.701</b>	22.320	25.600	1'39.510	279.8	13:53'06.647
10	32.203	24.381	26.264	32.040	1'54.888 P	228.3	13:55'01.535
11	12'33.376	27.855	24.278	28.674	13'54.183 P	214.3	14:08'55.718
12	31.569	22.629	23.010	26.446	1'43.654	255.9	14:10'39.372
13	29.974	21.783	22.597	25.926	1'40.280	279.8	14:12'19.652
14	29.905	21.882	22.394	25.782	1'39.963	282.0	14:13'59.615
15	31.566	25.801	23.493	34.076	1'54.936 P	210.1	14:15'54.551
16	4'30.415	22.437	22.708	26.006	5'41.566 P	273.4	14:21'36.117
17	<b>29.683</b>	21.764	22.406	25.565	<b>1'39.418</b>	<b>283.5</b>	14:23'15.535
18	29.873	21.748	<b>22.263</b>	<b>25.542</b>	1'39.426	<b>283.5</b>	14:24'54.961
19	29.833	21.953	22.411	25.566	1'39.763	282.7	14:26'34.724
20	29.791	21.724	22.485	25.693	1'39.693	280.5	14:28'14.417
21	35.207	27.724	27.128	32.816	2'02.875	195.7	14:30'17.292

**15°** 17 K. ABRAHAM (1'39.954)

Lap	Seq. 1	Seq. 2	Seq. 3	Seq. 4	Lap Time	km/h	Local Time
		24.323	24.270	26.852	224.1	13:31'53.537	
1	30.738	23.277	23.692	27.003	1'44.710	243.2	13:33'38.247
2	30.472	22.371	23.063	25.748	1'41.654	272.0	13:35'19.901
3	<b>29.726</b>	22.373	23.377	26.680	1'42.156	276.2	13:37'02.057
4	30.634	22.064	23.011	25.650	1'41.359	279.8	13:38'43.416
5	29.738	22.064			1'49.171 C	281.3	13:40'32.587
6	7'21.632	23.904	24.791	30.422	8'40.749 P	260.9	13:49'13.336
7	3'21.575	23.495	24.778	27.673	4'37.521 P	258.4	13:53'50.857
8	30.225	22.249	23.126	25.777	1'41.377	284.2	13:55'32.234
9	30.027	21.964	22.909	26.167	1'41.067	285.0	13:57'13.301
10	30.641	23.182	24.298	38.306	1'56.427	262.8	13:59'09.728
11	30.463	22.318	23.349	36.697	1'52.827	278.4	14:01'02.555
12	30.534	22.218	23.321	31.250	1'47.323	284.2	14:02'49.878
13	30.408	22.257	22.999	25.744	1'41.408	285.0	14:04'31.286
14	30.033	22.225	23.675	26.925	1'42.858 C	287.2	14:06'14.144
15	29.804	<b>21.831</b>	22.934	28.069	1'42.638 P	288.8	14:07'56.782
16	7'54.244	26.040	24.794	26.339	9'11.417 P	247.7	14:17'08.199
17	30.702	22.950	23.815	27.613	1'45.080	276.9	14:18'53.279
18	30.078	22.547	23.765	38.179	1'54.569	<b>289.5</b>	14:20'47.848
19	29.901	22.070	22.685	25.580	1'40.236	288.8	14:22'28.804
20	29.821	21.963	22.725	<b>25.445</b>	<b>1'39.954</b>	286.5	14:24'08.038
21	29.773	22.173	22.840	25.651	1'40.437	281.3	14:25'48.475
22	30.708	23.206	26.394	30.959	1'51.267	264.7	14:27'39.742
23	29.815	22.019	22.859	26.159	1'40.852	282.0	14:29'20.594
24	29.845	22.026	<b>22.631</b>	25.570	1'40.072	262.1	14:31'00.666

**16°** 40 R. RAMOS (1'39.958)

Lap	Seq. 1	Seq. 2	Seq. 3	Seq. 4	Lap Time	km/h	Local Time
		24.448	23.752	26.587	231.3	13:31'53.614	
1	30.494	22.406	23.066	25.881	1'41.847	253.5	13:33'35.461
2	30.344	22.316	22.923	25.976	1'41.559	276.2	13:35'17.020
3	30.148	21.904	22.890	25.600	1'40.542	286.5	13:36'57.562
4	30.306	22.084	22.792	25.783	1'40.965	285.0	13:38'38.527
5	30.331	22.106	23.546	25.722	1'41.705	286.5	13:40'20.232

P = Pits In/Out - C = Lap-Time Cancelled

These data/results cannot be reproduced, stored and/or transmitted in whole or in part by any manner of electronic, mechanical, photocopying, recording, broadcasting or otherwise now known or herein after developed without the previous express consent by the copyright owner, except for reproduction in daily press and regular printed publications on sale to the public within 60 days of the event related to those data/results and always provided that copyright symbol appears together as follows below.

© DORNA WSBK ORGANIZATION Srl 2016

6	30.090	22.157	22.997	25.575	1'40.819	283.5	13:42'01.051
7	32.976	25.061	23.904	29.686	1'51.627 P	232.3	13:43'52.678
8	4'38.423	24.185	25.319	27.213	5'55.140 P	247.7	13:49'47.818
9	30.310	22.055	22.748	25.695	1'40.808	285.7	13:51'28.626
10	30.132	22.866	23.008	27.005	1'43.011	285.7	13:53'11.637
11	30.072	22.145	22.791	25.635	1'40.643	279.1	13:54'52.280
12	33.375	23.198	23.525	29.399	1'49.497 P	222.2	13:56'41.777
13	4'07.771	22.923	23.006	25.733	5'19.433 P	262.1	14:02'01.210
14	30.206	24.917	23.490	25.698	1'44.311	287.2	14:03'45.521
15	30.323	22.111	22.902	25.523	1'40.859	284.2	14:05'26.380
16	30.184	22.112	22.893	25.766	1'40.955	284.2	14:07'07.335
17	31.401	22.630	24.182	28.725	1'46.938 P	263.4	14:08'54.273
18	9'30.278	23.066	23.074	25.990	10'42.408 P	265.4	14:19'36.681
19	30.021	21.830	<b>22.636</b>	<b>25.471</b>	<b>1'39.958</b>	285.7	14:21'16.639
20	<b>29.828</b>	<b>21.814</b>	23.500	28.783	1'43.925 C	<b>288.0</b>	14:23'00.564
21	30.034	22.020	22.985	25.617	1'40.656	283.5	14:24'41.220
22	36.296	22.398	22.960	26.749	1'48.403	216.4	14:26'29.623
23	29.933	22.275	25.924	27.075	1'45.207	282.7	14:28'14.830
24	32.502	24.737			1'54.880 C	285.7	14:30'09.710

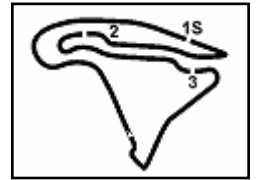
**17°** 34 D. GIUGLIANO (1'40.001)

Lap	Seq. 1	Seq. 2	Seq. 3	Seq. 4	Lap Time	km/h	Local Time
		27.787	25.675	33.678	236.3	13:32'54.859	
1	2'45.615	24.311	22.841	25.618	3'58.385 P	266.7	13:36'53.244
2	<b>30.005</b>	21.793	22.615	25.588	<b>1'40.001</b>	279.8	13:38'33.245
3	37.936	30.905	30.890	26.018	2'05.749	180.3	13:40'38.994
4	30.219	22.071	23.766	36.000	1'52.056 C	279.1	13:42'31.050
5	5'59.522	23.415	22.858	25.833	7'11.628 P	241.6	13:49'42.678
6	30.100	21.912	<b>22.565</b>	32.261	1'46.838	279.8	13:51'29.516
7	44.532	30.356	30.762	36.213	2'21.863 P	279.1	13:53'51.379
8	13'23.676	23.452	22.710	<b>25.572</b>	14'35.426 P	274.1	14:08'26.805
9	30.106	<b>21.743</b>	22.746	25.702	1'40.297	<b>280.5</b>	14:10'07.102
10	30.161	22.812	33.394	41.946	2'08.313 C	<b>280.5</b>	14:12'15.415

**18°** 25 J. BROOKES (1'40.427)

Lap	Seq. 1	Seq. 2	Seq. 3	Seq. 4	Lap Time	km/h	Local Time
		24.993	23.800	26.807	232.3	13:31'53.980	
1	30.322	22.629	22.981	26.024	1'41.956	252.9	13:33'35.936
2	31.812	22.657	22.869	25.833	1'43.171	281.3	13:35'19.107
3	29.866	22.749	23.451	26.269	1'42.335	279.1	13:37'01.442
4	30.439	<b>21.999</b>	22.831	<b>25.510</b>	1'40.779	284.2	13:38'42.221
5	29.766	22.110	22.818	25.854	1'40.548	282.0	13:40'22.769
6	29.989	22.266	23.047	29.156	1'44.458 P	285.7	13:42'07.227
7	10'18.079	23.398	23.763	26.074	11'31.314 P	269.3	13:53'38.541
8	30.050	22.308	22.942	25.760	1'41.060	285.0	13:55'19.601
9	30.040	22.496	22.913	25.621	1'40.870	<b>290.3</b>	13:57'00.471
10	29.979	22.167	24.040	32.232	1'48.418 P	279.8	13:58'48.889
11	4'20.917	23.005	23.395	26.021	5'33.338 P	261.5	14:04'22.227
12	30.022	22.158	22.783	25.704	1'40.667	283.5	14:06'02.894
13	30.122	22.075	22.771	29.564	1'44.532 P	280.5	14:07'47.426
14	4'36.450	23.612	23.368	25.862	5'49.292 P	285.0	14:13'36.718
15	30.873	22.369	23.332	25.788	1'42.362	279.1	14:15'19.080
16	29.937	22.123	22.802	25.565	<b>1'40.427</b>	286.5	14:16'59.507
17	2						





## French Round, 30 September 1-2 October 2016 World Superbike - Chronological Analysis Free Practice 2nd Session

Magny-Cours 4.411 m

4 / 5

12	8'22.070	24.119	26.827	29.785	9'42.801 P	190.8	14:08'19.963
13	30.429	22.118	22.653	25.813	1'41.013	275.5	14:10'00.976
14	30.433	24.665	27.458	26.909	1'49.465	273.4	14:11'50.441
15	30.169	22.155	22.689	26.204	1'41.217	266.7	14:13'31.658
16	37.951	31.474	29.340	31.596	2'10.361 P	194.6	14:15'42.019
17	5'19.450	24.161	23.688	26.415	6'33.714 P	238.9	14:22'15.733
18	30.127	22.156	22.750	26.121	1'41.154	279.1	14:23'56.887
19	<b>30.117</b>	25.366	29.986	26.981	1'52.450	<b>279.8</b>	14:25'49.337
20	32.609	28.358	24.977	31.693	1'57.637	225.9	14:27'46.974
21	33.240	23.871	24.521	28.715	1'50.347	238.4	14:29'37.321
22	30.228	<b>21.999</b>	<b>22.553</b>	<b>25.733</b>	<b>1'40.513</b>	277.6	14:31'17.834

9	32.592	22.816	26.497	30.639	1'52.544 P	272.7	13:50'34.231
10	5'58.915	23.116	23.330	26.018	7'11.379 P	277.6	13:57'45.610
11	30.540	22.794	22.971	25.959	1'42.264	<b>278.4</b>	13:59'27.874
12	31.622	22.745	24.697	31.070	1'50.134 C	274.1	14:01'18.008
13	6'49.721	26.236	33.119	26.624	8'15.700 P	272.7	14:09'33.708
14	30.649	22.384	22.930	26.235	1'42.198	270.7	14:11'15.906
15	30.553	22.273	<b>22.916</b>	26.105	1'41.847	277.6	14:12'57.753
16	30.440	22.341	26.829	29.556	1'49.166 P	277.6	14:14'46.919
17	2'22.824	33.671	31.556	26.141	3'54.192 P	248.8	14:18'41.111
18	30.593	31.463	26.743	26.752	1'55.551	275.5	14:20'36.662
19	30.808	22.605	23.030	26.294	1'42.737	276.9	14:22'19.399
20	30.697	23.026	23.955	37.241	1'54.919 C	<b>278.4</b>	14:24'14.318
21	1'45.860	26.400	27.210	32.316	3'11.786 C	258.4	14:27'26.104

### 20° 15 A. DE ANGELIS (1'40.548)

Lap	Seq. 1	Seq. 2	Seq. 3	Seq. 4	Lap Time	km/h	Local Time
1	30.328	24.899	25.726	27.607	1'46.681	265.4	13:33'49.070
2	30.086	24.073	23.314	28.966	1'46.527 C	266.7	13:35'35.597
3	30.471	27.187	23.067	26.054	1'46.779	253.5	13:37'22.376
4	30.704	22.748	23.965	26.024	1'43.441	265.4	13:39'05.817
5	30.263	22.406	23.254	26.198	1'42.121	273.4	13:40'47.938
6	30.176	22.309	23.082	26.038	1'41.605	270.7	13:42'29.543
7	36.385	25.174	25.625	32.272	1'59.456 P	194.2	13:44'28.999
8	9'58.890	28.305	24.219	26.864	11'18.278 P	218.2	13:55'47.277
9	30.505	22.504	23.189	26.001	1'42.199	268.0	13:57'29.476
10	30.060	22.306	23.108	25.840	1'41.314	272.7	13:59'10.790
11	35.116	27.650	25.442	33.824	2'02.032 P	154.1	14:01'12.822
12	3'54.643	26.787	24.575	26.933	5'12.938 P	210.1	14:06'25.760
13	35.704	24.035	22.929	25.856	1'48.524	212.6	14:08'14.284
14	29.955	22.146	<b>22.762</b>	34.398	1'49.261	279.8	14:10'03.545
15	34.315	23.246	22.906	25.881	1'46.348	254.1	14:11'49.893
16	30.098	31.893	34.202	37.184	2'13.377	278.4	14:14'03.270
17	29.935	<b>21.989</b>	22.946	<b>25.678</b>	<b>1'40.548</b>	281.3	14:15'43.818
18	<b>29.817</b>	22.254	22.836	25.832	1'40.739	<b>282.0</b>	14:17'24.557
19	36.926	24.855	23.929	42.883	2'08.593 P	225.9	14:19'33.150
20	6'18.650	25.799	24.516	34.564	7'43.529 P	244.9	14:27'16.679
21	30.119	22.122	22.995	25.905	1'41.141	270.0	14:28'57.820
22	30.074	22.236	22.915	25.934	1'41.159	271.4	14:30'38.979

### 23° 57 A. PLANCASSAGNE (1'41.977)

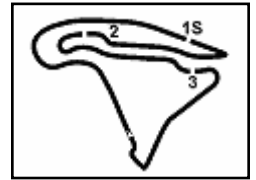
Lap	Seq. 1	Seq. 2	Seq. 3	Seq. 4	Lap Time	km/h	Local Time
1	30.637	22.908	23.937	26.454	1'42.735	259.6	13:31'51.754
2	31.075	22.792	23.185	26.112	1'43.432	260.2	13:33'34.489
3	30.747	22.784	23.524	26.817	1'43.872	262.1	13:35'17.921
4	31.177	23.209	23.876	29.013	1'47.275 P	251.2	13:38'49.068
5	3'22.214	23.418	23.496	26.793	4'35.921 P	260.2	13:43'24.989
6	30.827	22.643	23.496	26.719	1'43.685	261.5	13:45'08.674
7	30.738	22.554	23.347	26.328	1'42.967	<b>267.3</b>	13:46'51.641
8	31.077	22.699	23.333	26.565	1'43.674	<b>262.8</b>	13:48'35.315
9	30.910	22.594	23.233	26.345	1'43.082	<b>267.3</b>	13:50'18.397
10	30.797	22.825	23.276	26.533	1'43.431	265.4	13:52'01.828
11	30.803	22.669	23.496	26.446	1'43.414	264.7	13:53'45.242
12	31.005	22.813	23.285	31.976	1'49.079 P	257.8	13:55'34.321
13	15'20.998	23.947	23.658	26.397	16'35.000 P	257.1	14:12'09.321
14	30.752	22.602	23.474	26.333	1'43.061	263.4	14:13'52.382
15	30.943	22.672	23.124	26.393	1'43.132	266.0	14:15'35.514
16	30.776	22.719	23.244	26.392	1'43.131	263.4	14:17'18.645
17	30.933	22.470	23.331	28.847	1'45.581 P	266.7	14:19'04.226
18	4'16.965	23.253	23.523	26.149	5'29.890 P	248.3	14:24'34.116
19	<b>30.407</b>	<b>22.453</b>	23.161	<b>25.956</b>	<b>1'41.977</b>	266.0	14:26'16.093
20	30.674	22.491	23.133	26.123	1'42.421	260.9	14:27'58.514
21	30.619	22.784	23.159	26.569	1'43.131	260.2	14:29'41.645
22	30.546	22.785	<b>23.104</b>	26.067	1'42.502	259.6	14:31'24.147

### 21° 56 P. SEBESTYÉN (1'41.201)

Lap	Seq. 1	Seq. 2	Seq. 3	Seq. 4	Lap Time	km/h	Local Time
1	30.446	24.890	24.259	26.907	1'43.262	272.7	13:33'38.521
2	30.658	22.801	23.079	26.575	1'43.101	256.5	13:35'21.622
3	30.354	22.615	23.063	26.125	1'42.157	260.9	13:37'03.779
4	30.291	22.674	23.436	26.234	1'42.635	255.9	13:38'46.414
5	30.269	22.669	23.080	26.022	1'42.040	261.5	13:40'28.454
6	40.253	24.967	23.567	30.177	1'58.964 P	165.6	13:42'27.418
7	9'44.288	26.966	36.346	33.249	11'20.849 P	237.9	13:53'48.267
8	30.699	22.637	23.151	26.137	1'42.624	266.7	13:55'30.891
9	30.376	22.398	23.124	26.195	1'42.093	269.3	13:57'12.984
10	30.325	22.372	23.019	26.011	1'41.727	272.7	13:58'54.711
11	30.470	32.290	31.300	34.390	2'08.450	271.4	14:01'03.161
12	30.397	22.477	22.964	25.958	1'41.796	261.5	14:02'44.957
13	31.146	27.585	23.949	30.016	1'52.696 P	267.3	14:04'37.653
14	12'33.957	27.566	34.417	28.626	14'04.566 P	239.5	14:18'42.219
15	30.315	25.658	25.111	45.707	2'06.791	268.7	14:20'49.010
16	<b>30.205</b>	22.252	22.832	25.944	1'41.233	<b>274.8</b>	14:22'30.243
17	30.326	<b>22.229</b>	22.841	25.951	1'41.347	273.4	14:24'11.590
18	38.581	28.071	25.976	37.160	2'09.788	188.8	14:26'21.378
19	30.415	22.519	22.961	26.058	1'41.953	270.7	14:28'03.331
20	30.216	22.297	22.894	26.110	1'41.517	274.1	14:29'44.848
21	30.337	22.253	<b>22.756</b>	<b>25.855</b>	<b>1'41.201</b>	274.1	14:31'26.049

### 24° 9 D. SCHMITTER (1'42.275)

Lap	Seq. 1	Seq. 2	Seq. 3	Seq. 4	Lap Time	km/h	Local Time
1	31.051	24.487	24.190	27.032	1'44.699	267.3	13:31'52.935
2	31.197	22.984	23.570	26.817	1'44.568	262.1	13:35'22.202
3	30.725	22.748	23.417	26.514	1'43.404	268.0	13:37'05.606
4	30.782	23.717	23.824	26.924	1'45.247	274.1	13:38'50.853
5	30.931	22.918	23.644	26.670	1'44.163	264.7	13:40'35.016
6	30.680	22.888	23.935	31.616	1'49.119 P	271.4	13:42'24.135
7	6'51.152	23.329	24.062	29.673	8'08.216 P	250.0	13:50'32.351
8	30.878	22.980	23.823	26.602	1'44.283	270.0	13:52'16.634
9	30.802	22.608	23.584	26.670	1'43.746	272.7	13:54'00.380
10	30.580	22.842	23.457	26.411	1'43.290	270.0	13:55'43.670
11	30.567	22.683	23.576	26.336	1'43.162	272.7	13:57'26.832
12	30.501	22.869	23.602	26.416	1'43.388	<b>277.6</b>	13:59'10.220
13	30.638	22.662	23.545	26.449	1'43.294	270.7	14:00'53.514
14	30.707	22.706	23.472	26.272	1'43.157	271.4	14:02'36.671
15	32.216	25.859	25.649	30.740	1'54.464 P	260.2	14:04'31.135
16	7'24.921	24.908	24.092	28.858	8'42.779 P	262.8	14:13'13.914
17	30.624	22.466	23.287	26.227	1'42.604	272.7	14:14'56.518
18	30.467	22.425	<b>23.254</b>	<b>26.129</b>	<b>1'42.275</b>	271.4	14:16'38.793
19	30.468	22.418	23.357	26.156	1'42.999	273.4	14:18'21.192
20	30.432	24.324	24.076	27.165	1'45.997	276.9	14:20'07.189
21	30.642	22.594	23.419	26.599	1'43.254	275.5	14:21'50.443
22	30.515	23.027	32.080	27.084	2'08.706	<b>277.6</b>	14:23'59.149
23	30.673	22.639	23.301	26.215	1'42.828	274.1	14:25'41.977
24	<b>30.359</b>	<b>22.385</b>	23.294	26.268	1'42.306	274.8	14:27'24.283
25	<b>30.359</b>	22.424	25.731	33.996	1'52.510	276.2	14:29'16.793
26	33.236	28.833	28.121	38.807	2'08.997 P	189.8	14:31'25.790



Magny-Cours 4.411 m

5 / 5

## French Round, 30 September 1-2 October 2016

### World Superbike - Chronological Analysis Free Practice 2nd Session

2	30.770	22.673	<b>23.124</b>	26.478	1'43.045	266.0	13:35'35.116
3	30.728	<b>22.435</b>	23.922	35.596	1'52.681 P	269.3	13:37'27.797
4	12'56.677	24.416	23.454	26.333	14'10.880 P	260.9	13:51'38.677
5	30.632	31.328	24.468	27.448	1'53.876	272.0	13:53'32.553
6	30.832	23.529	23.519	26.164	1'44.044	<b>274.8</b>	13:55'16.597
7	30.690	22.778	23.271	<b>26.048</b>	1'42.787	260.2	13:56'59.384
8	<b>30.397</b>	22.569	25.317	27.163	1'45.446	270.7	13:58'44.830
9	30.747	22.938	23.161	26.565	1'43.411	259.0	14:00'28.241
10	30.764	22.823	23.257	26.306	1'43.150	257.1	14:02'11.391
11	32.312	23.737	26.239	32.849	1'55.137 P	265.4	14:04'06.528
12	9'31.545	23.927	23.804	26.485	10'45.761 P	266.0	14:14'52.289
13	30.767	22.581	23.402	26.164	1'42.914	266.7	14:16'35.203
14	31.181	33.606	25.805	27.393	1'57.985	257.8	14:18'33.188
15	30.892	22.537	23.308	26.232	1'42.969	274.1	14:20'16.157
16	30.643	22.891	23.338	26.165	1'43.037	271.4	14:21'59.194
17	33.614	25.936	29.703	29.526	1'58.779	183.1	14:23'57.973
18	30.683	22.648	23.342	26.126	1'42.799	271.4	14:25'40.772
19	30.434	22.695	23.203	26.053	<b>1'42.385</b>	267.3	14:27'23.157
20	30.588	22.866	24.872	34.645	1'52.971	273.4	14:29'16.128
21	30.882	22.595	23.234	26.377	1'43.088	271.4	14:30'59.216

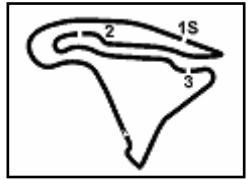
<b>26°</b>	<b>10 I. TÓTH (1'43.081)</b>
------------	------------------------------

Lap	Seq. 1	Seq. 2	Seq. 3	Seq. 4	Lap Time	km/h	Local Time
1	31.131	24.491	24.877	27.737		234.3	13:31'59.542
2	30.773	23.185	28.938	30.440	1'53.694	268.0	13:33'53.236
3	30.811	23.144	23.754	27.263	1'44.972	269.3	13:37'21.559
4	32.238	23.217	23.945	30.411	1'49.811	259.0	13:39'11.370
5	30.860	23.119	23.564	26.549	1'44.092	<b>280.5</b>	13:40'55.462
6	30.730	22.616	23.421	26.545	1'43.312	275.5	13:42'38.774
7	32.396	26.450	25.864	31.372	1'56.082 P	242.2	13:44'34.856
8	10'11.091	26.601	33.098	36.241	11'47.031 P	243.8	13:56'21.887
9	31.461	28.813	34.389	28.861	2'03.524	268.7	13:58'25.411
10	31.436	23.264	23.873	27.460	1'46.033	266.7	14:00'11.444
11	31.163	22.844	27.740	29.006	1'50.753	273.4	14:02'02.197
12	30.927	22.827	24.418	26.823	1'44.995	276.2	14:03'47.192
13	30.882	22.822	23.612	26.540	1'43.856	272.0	14:05'31.048
14	32.748	25.138	26.591	31.732	1'56.209 P	249.4	14:07'27.257
15	13'09.132	25.174	24.085	27.532	14'25.923 P	244.9	14:21'53.180
16	30.935	23.634	24.049	26.997	1'45.615	276.2	14:23'38.795
17	31.991	29.991	31.715	30.462	2'04.159	255.3	14:25'42.954
18	30.705	22.879	23.397	26.463	1'43.444	268.0	14:27'26.398
19	<b>30.638</b>	<b>22.534</b>	23.598	38.415	1'55.185	279.8	14:29'21.583
20	30.648	22.704	<b>23.285</b>	26.444	<b>1'43.081</b>	274.1	14:31'04.664

P = Pits In/Out - C = Lap-Time Cancelled

These data/results cannot be reproduced, stored and/or transmitted in whole or in part by any manner of electronic, mechanical, photocopying, recording, broadcasting or otherwise now known or herein after developed without the previous express consent by the copyright owner, except for reproduction in daily press and regular printed publications on sale to the public within 60 days of the event related to those data/results and always provided that copyright symbol appears together as follows below.

© DORNA WSBK ORGANIZATION Srl 2016

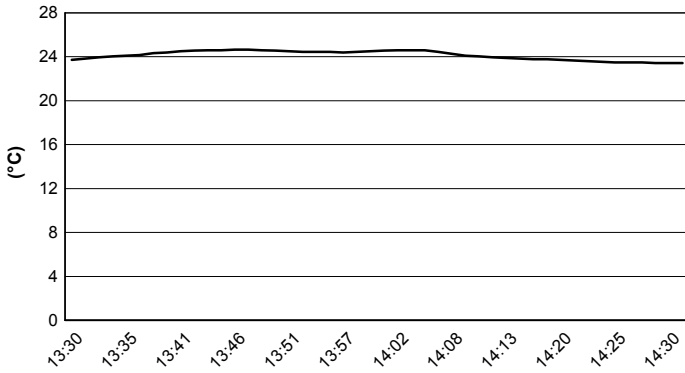


Magny-Cours 4.411 m

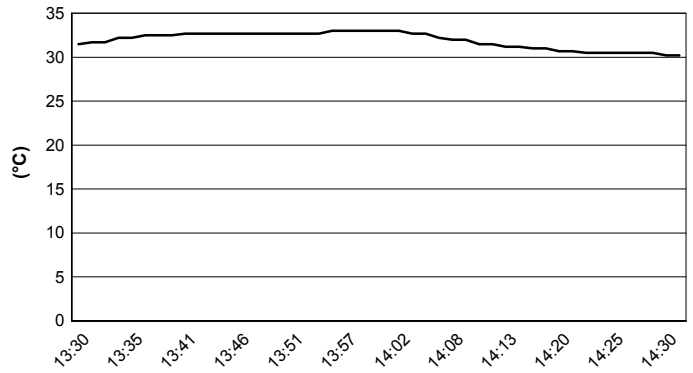
## French Round, 30 September 1-2 October 2016 World Superbike - Weather Report Free Practice 2nd Session

Session started 13:30 Session ended 14:32

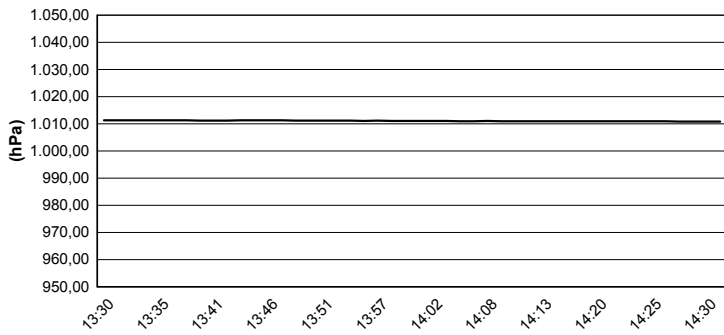
### Air Temperature



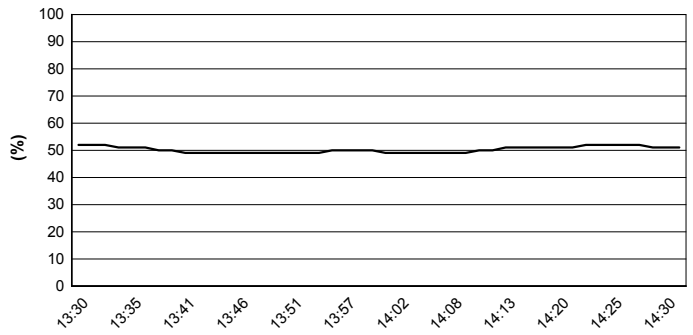
### Track Temperature



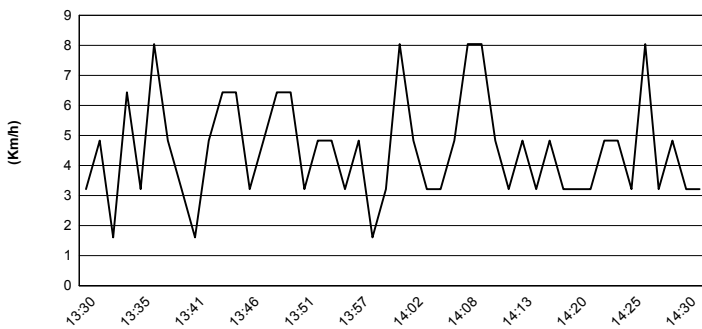
### Air Pressure



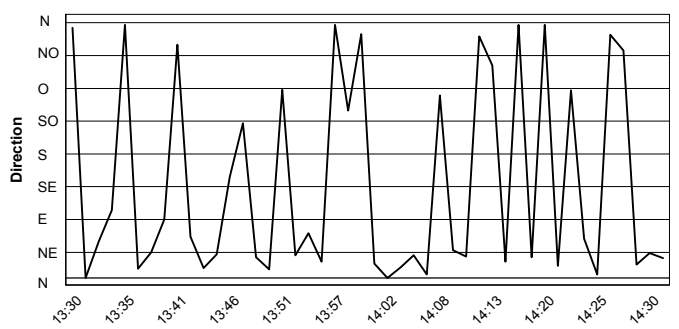
### Humidity



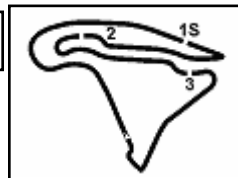
### Wind Speed



### Wind Direction



These data/results cannot be reproduced, stored and/or transmitted in whole or in part by any manner of electronic, mechanical, photocopying, recording, broadcasting or otherwise now known or herein after developed without the previous express consent by the copyright owner, except for reproduction in daily press and regular printed publications on sale to the public within 60 days of the event related to those data/results and always provided that copyright symbol appears together as follows below.  
© DORNA WSBK ORGANIZATION Srl 2016



Magny-Cours 4.411 m

**French Round, 30 September 1-2 October 2016**
**World Superbike - Superpoles Entry List**
**Superpole 1**

No.	Rider	Nat	Team	Bike	Time
11	<b>21 M. REITERBERGER</b>	GER	Althea BMW Racing Team	BMW S1000 RR	<b>1'38.957</b>
12	<b>76 M. LAGRIVE</b>	FRA	Pedercini Racing	Kawasaki ZX-10R	<b>1'39.092</b>
13	<b>69 N. HAYDEN</b>	USA	Honda World Superbike Team	Honda CBR1000RR SP	<b>1'39.099</b>
14	<b>99 L. SCASSA</b>	ITA	VFT Racing	Ducati Panigale R	<b>1'39.418</b>
15	<b>34 D. GIUGLIANO</b>	ITA	Aruba.it Racing - Ducati	Ducati Panigale R	<b>1'39.737</b>
16	<b>40 R. RAMOS</b>	ESP	Team GoEleven	Kawasaki ZX-10R	<b>1'39.892</b>
17	<b>17 K. ABRAHAM</b>	CZE	Milwaukee BMW	BMW S1000 RR	<b>1'39.954</b>
18	<b>25 J. BROOKES</b>	AUS	Milwaukee BMW	BMW S1000 RR	<b>1'40.427</b>
19	<b>4 G. VIZZIELLO</b>	ITA	Grillini Racing Team	Kawasaki ZX-10R	<b>1'40.513</b>
20	<b>15 A. DE ANGELIS</b>	RSM	IodaRacing Team	Aprilia RSV4 RF	<b>1'40.548</b>
21	<b>56 P. SEBESTYÉN</b>	HUN	Team Tóth	Yamaha YZF R1	<b>1'41.201</b>
22	<b>94 M. LUSSIANA</b>	FRA	Team ASPI	BMW S1000 RR	<b>1'41.455</b>
23	<b>57 A. PLANCASSAGNE</b>	FRA	3ART	Yamaha YZF R1	<b>1'41.977</b>
24	<b>9 D. SCHMITTER</b>	SUI	Grillini Racing Team	Kawasaki ZX-10R	<b>1'42.275</b>
25	<b>11 S. AL SULAITI</b>	QAT	Pedercini Racing	Kawasaki ZX-10R	<b>1'42.385</b>
26	<b>10 I. TÓTH</b>	HUN	Team Tóth	Yamaha YZF R1	<b>1'43.081</b>

**Superpole 2**

No.	Rider	Nat	Team	Bike	Time
1	<b>7 C. DAVIES</b>	GBR	Aruba.it Racing - Ducati	Ducati Panigale R	<b>1'37.836</b>
2	<b>2 L. CAMIER</b>	GBR	MV Agusta Reparto Corse	MV Agusta 1000 F4	<b>1'38.046</b>
3	<b>66 T. SYKES</b>	GBR	Kawasaki Racing Team	Kawasaki ZX-10R	<b>1'38.068</b>
4	<b>1 J. REA</b>	GBR	Kawasaki Racing Team	Kawasaki ZX-10R	<b>1'38.145</b>
5	<b>22 A. LOWES</b>	GBR	Pata Yamaha Official WorldSBK Team	Yamaha YZF R1	<b>1'38.193</b>
6	<b>60 M. VAN DER MARK</b>	NED	Honda World Superbike Team	Honda CBR1000RR SP	<b>1'38.384</b>
7	<b>12 X. FORÉS</b>	ESP	Barni Racing Team	Ducati Panigale R	<b>1'38.495</b>
8	<b>32 L. SAVADORI</b>	ITA	IodaRacing Team	Aprilia RSV4 RF	<b>1'38.564</b>
9	<b>50 S. GUINTOLI</b>	FRA	Pata Yamaha Official WorldSBK Team	Yamaha YZF R1	<b>1'38.618</b>
10	<b>81 J. TORRES</b>	ESP	Althea BMW Racing Team	BMW S1000 RR	<b>1'38.686</b>
*					
*					

\* These positions are assigned to the 1st and 2nd rider classified in Superpole 1

30/09/2016

These data/results cannot be reproduced, stored and/or transmitted in whole or in part by any manner of electronic, mechanical, photocopying, recording, broadcasting or otherwise now known or herein after developed without the previous express consent by the copyright owner, except for reproduction in daily press and regular printed publications on sale to the public within 60 days of the event related to those data/results and always provided that copyright symbol appears together as follows below.

© DORNA WSBK ORGANIZATION Srl 2016

FICR PERUGIA TIMING

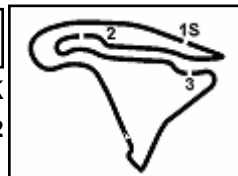


Official Tyre Supplier



Official Timekeeper





Magny-Cours 4.411 m

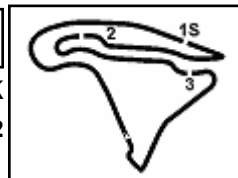
## French Round, 30 September 1-2 October 2016 World Superbike - Best Laps & Speeds

1 / 2

No.	Rider	Nat	Bike	Best Lap	FP1		FP2			
					laps	speed	laps	speed		
1	<b>7 C. DAVIES</b>	GBR	Ducati Panigale R	<b>1'37.836</b>	46	291	23	290	23	291
2	<b>2 L. CAMIER</b>	GBR	MV Agusta 1000 F4	<b>1'38.046</b>	39	286	16	284	23	286
3	<b>66 T. SYKES</b>	GBR	Kawasaki ZX-10R	<b>1'38.068</b>	32	290	24	289	8	290
4	<b>1 J. REA</b>	GBR	Kawasaki ZX-10R	<b>1'38.145</b>	44	290	21	290	23	290
5	<b>22 A. LOWES</b>	GBR	Yamaha YZF R1	<b>1'38.193</b>	28	286	21	286	7	286
6	<b>60 M. VAN DER MARK</b>	NED	Honda CBR1000RR SP	<b>1'38.384</b>	25	290			25	290
7	<b>12 X. FORÉS</b>	ESP	Ducati Panigale R	<b>1'38.495</b>	42	284	22	283	20	284
8	<b>32 L. SAVADORI</b>	ITA	Aprilia RSV4 RF	<b>1'38.564</b>	39	287	19	287	20	287
9	<b>50 S. GUINTOLI</b>	FRA	Yamaha YZF R1	<b>1'38.618</b>	40	288	19	286	21	288
10	<b>81 J. TORRES</b>	ESP	BMW S1000 RR	<b>1'38.686</b>	46	294	23	291	23	294
11	<b>21 M. REITERBERGER</b>	GER	BMW S1000 RR	<b>1'38.957</b>	41	292	21	289	20	292
12	<b>76 M. LAGRIVE</b>	FRA	Kawasaki ZX-10R	<b>1'39.092</b>	40	286	19	281	21	286
13	<b>69 N. HAYDEN</b>	USA	Honda CBR1000RR SP	<b>1'39.099</b>	45	290	23	290	22	288
14	<b>99 L. SCASSA</b>	ITA	Ducati Panigale R	<b>1'39.418</b>	45	283	24	281	21	283
15	<b>34 D. GIUGLIANO</b>	ITA	Ducati Panigale R	<b>1'39.737</b>	29	281	19	280	10	281
16	<b>40 R. RAMOS</b>	ESP	Kawasaki ZX-10R	<b>1'39.892</b>	46	288	22	286	24	288
17	<b>17 K. ABRAHAM</b>	CZE	BMW S1000 RR	<b>1'39.954</b>	48	290	24	289	24	290
18	<b>25 J. BROOKES</b>	AUS	BMW S1000 RR	<b>1'40.427</b>	40	290	18	287	22	290
19	<b>4 G. VIZZIELLO</b>	ITA	Kawasaki ZX-10R	<b>1'40.513</b>	44	281	22	281	22	280
20	<b>15 A. DE ANGELIS</b>	RSM	Aprilia RSV4 RF	<b>1'40.548</b>	43	286	21	286	22	282

These data/results cannot be reproduced, stored and/or transmitted in whole or in part by any manner of electronic, mechanical, photocopying, recording, broadcasting or otherwise now known or herein after developed without the previous express consent by the copyright owner, except for reproduction in daily press and regular printed publications on sale to the public within 60 days of the event related to those data/results and always provided that copyright symbol appears together as follows below.

© DORNA WSBK ORGANIZATION Srl 2016



Magny-Cours 4.411 m

## French Round, 30 September 1-2 October 2016 World Superbike - Best Laps & Speeds

2 / 2

No.	Rider		Best Lap	FP1		FP2	
	Nat	Bike		laps	speed	laps	speed
21	<b>56</b>	<b>P. SEBESTYÉN</b>	<b>1'41.201</b>	1'41.972	21	275	275
	HUN	Yamaha YZF R1	43 275	22 274	21	275	275
22	<b>94</b>	<b>M. LUSSIANA</b>	<b>1'41.455</b>	1'41.704	21	278	278
	FRA	BMW S1000 RR	34 281	13 281	21	278	278
23	<b>57</b>	<b>A. PLANCASSAGNE</b>	<b>1'41.977</b>	1'42.528	22	267	267
	FRA	Yamaha YZF R1	43 269	21 269	22	267	267
24	<b>9</b>	<b>D. SCHMITTER</b>	<b>1'42.275</b>	1'44.379	26	278	278
	SUI	Kawasaki ZX-10R	41 278	15 273	26	278	278
25	<b>11</b>	<b>S. AL SULAITI</b>	<b>1'42.385</b>	1'43.332	21	275	275
	QAT	Kawasaki ZX-10R	32 275	11 273	21	275	275
26	<b>10</b>	<b>I. TÓTH</b>	<b>1'43.081</b>	1'43.730	20	281	281
	HUN	Yamaha YZF R1	40 281	20 278	20	281	281

30/09/2016

These data/results cannot be reproduced, stored and/or transmitted in whole or in part by any manner of electronic, mechanical, photocopying, recording, broadcasting or otherwise now known or herein after developed without the previous express consent by the copyright owner, except for reproduction in daily press and regular printed publications on sale to the public within 60 days of the event related to those data/results and always provided that copyright symbol appears together as follows below.

© DORNA WSBK ORGANIZATION Srl 2016

PIRELLI PERUGIA TIRING



Official Tyre Supplier



Official Timekeeper