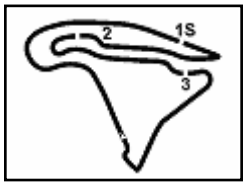

French Round, 30 September 1-2 October 2016

World Superbike - Chronological Analysis Free Practice 2nd Session

Magny-Cours 4.411 m

1° 7 C. DAVIES (1'37.836)

Lap	Seg. 1	Seg. 2	Seg. 3	Seg. 4	Lap Time	km/h	Local Time
		25.473	25.026	30.338		256.5	13:32'57.174
1	30.199	22.064	23.217	25.846	1'41.326	278.4	13:34'38.500
2	29.837	21.530	22.567	25.486	1'39.420	288.8	13:36'17.920
3	34.427	22.600	22.879	25.422	1'45.328	276.2	13:38'03.248
4	29.755	21.499	23.323	26.183	1'40.760 C	288.0	13:39'44.008
5	29.685	21.775	22.380	25.336	1'39.176	288.8	13:41'23.184
6	29.866	21.559	22.238	25.154	1'38.817	288.8	13:43'02.001
7	29.587	21.409	22.214	25.161	1'38.371	288.8	13:44'40.372
8	29.540	21.515	22.349	25.072	1'38.476	290.3	13:46'18.848
9	29.598	21.523	22.260	25.176	1'38.557	288.0	13:47'57.405
10	32.185	26.131	24.738	30.862	1'53.916 P	272.0	13:49'51.321
11	11'44.410	23.853	23.608	26.833	12'58.704 P	234.8	14:02'50.025
12	29.899	21.582	22.229	25.300	1'39.010	288.8	14:04'29.035
13	29.944	25.752	23.318	25.483	1'44.497	286.5	14:06'13.532
14	**29.484**	**21.320**	**22.063**	**24.969**	**1'37.836**	288.0	14:07'51.368
15	29.516	21.363	22.224	25.293	1'38.396	287.2	14:09'29.764
16	33.218	25.217	23.935	29.463	1'51.833 P	232.3	14:11'21.597
17	8'08.741	22.783	23.731	30.461	9'25.716 P	264.7	14:20'47.313
18	29.735	21.969	22.611	25.250	1'39.565	**291.1**	14:22'26.878
19	29.627	21.777	22.480	25.238	1'39.122	289.5	14:24'06.000
20	29.594	21.473	22.368	25.140	1'38.575	**291.1**	14:25'44.575
21	29.615	29.375	34.091	35.586	2'08.667	285.7	14:27'53.242
22	29.720	21.632	22.738	33.709	1'47.799	290.3	14:29'41.041
23	29.714	21.499	22.479	25.214	1'38.906	289.5	14:31'19.947

2° 2 L. CAMIER (1'38.046)

Lap	Seg. 1	Seg. 2	Seg. 3	Seg. 4	Lap Time	km/h	Local Time
		27.944	31.990	27.524		228.3	13:32'07.081
1	29.852	21.891	22.748	25.505	1'39.996	282.7	13:33'47.077
2	30.191	22.044	22.629	25.361	1'40.225	285.0	13:35'27.302
3	29.732	21.749	22.332	25.296	1'39.109	284.2	13:37'06.411
4	30.021	21.932	22.288	37.322	1'51.563	282.0	13:38'57.974
5	29.694	21.877	22.228	25.312	1'39.111	285.7	13:40'37.085
6	29.628	21.966	22.552	25.313	1'39.459	284.2	13:42'16.544
7	32.135	24.187	22.923	28.189	1'47.434 P	262.1	13:44'03.978
8	8'56.189	23.838	22.849	26.220	10'09.096 P	248.3	13:54'13.074
9	30.005	21.624	22.330	25.401	1'39.360	283.5	13:55'52.434
10	29.804	21.534	22.311	25.399	1'39.048	285.0	13:57'31.482
11	29.603	21.605	22.422	28.019	1'41.649 P	**286.5**	13:59'13.131
12	8'41.537	23.439	23.691	25.851	9'54.518 P	250.0	14:09'07.649
13	29.668	21.476	22.132	**24.937**	1'38.213	282.7	14:10'45.862
14	29.514	21.512	**21.991**	25.029	**1'38.046**	284.2	14:12'23.908
15	29.542	21.613	22.222	25.253	1'38.630	**286.5**	14:14'02.538
16	29.598	21.551	22.259	25.184	1'38.592	**286.5**	14:15'41.130
17	29.562	21.551	22.238	25.256	1'38.607	284.2	14:17'19.737
18	30.335	22.607	22.944	29.079	1'44.965 P	252.3	14:19'04.702
19	3'01.233	24.310	23.003	26.999	4'15.545 P	214.7	14:23'20.247
20	29.570	21.529	24.993	29.137	1'45.229	284.2	14:25'05.476
21	29.469	21.512	22.120	25.077	1'38.178	285.0	14:26'43.654
22	**29.442**	**21.369**	22.168	26.094	1'39.073	285.0	14:28'22.727
23	31.104	22.385	22.812	26.780	1'43.081	272.7	14:30'05.808

3° 66 T. SYKES (1'38.068)

Lap	Seg. 1	Seg. 2	Seg. 3	Seg. 4	Lap Time	km/h	Local Time
		26.452	24.852	30.708		172.2	13:32'09.220
1	57.008	25.577	23.784	27.010	2'13.379 P	199.3	13:34'22.599
2	30.453	22.278	22.632	25.218	1'40.581	268.0	13:36'03.180
3	14'02.969	22.953	22.862	25.551	15'14.335	231.8	13:51'17.515
4	29.555	21.468	**22.136**	25.036	1'38.195	286.5	13:52'55.710
5	**29.409**	21.451	22.193	**25.015**	**1'38.068**	287.2	13:54'33.778
6	29.538	**21.420**	22.234	25.038	1'38.230	**290.3**	13:56'12.008
7	29.523	21.468	22.177	25.022	1'38.190	288.8	13:57'50.198
8	17'15.195	22.680	22.860	25.833	18'26.568	275.5	14:16'16.766

4° 1 J. REA (1'38.145)

Lap	Seg. 1	Seg. 2	Seg. 3	Seg. 4	Lap Time	km/h	Local Time
		23.810	23.153	25.653		235.3	13:31'50.232
1	29.690	21.636	22.421	25.197	1'38.944	288.0	13:33'29.176
2	29.512	21.510	22.473	25.205	1'38.700	288.0	13:35'07.876
3	29.437	21.539	22.542	25.113	1'38.631	288.8	13:36'46.507
4	29.725	21.641	22.420	25.149	1'38.935	288.0	13:38'25.442
5	29.757	21.618	22.397	25.197	1'38.969	288.8	13:40'04.411
6	29.632	24.466	23.065	30.727	1'47.890 P	**289.5**	13:41'52.301
7	7'46.009	22.388	22.911	26.205	8'57.513 P	269.3	13:50'49.814
8	29.629	21.617	22.277	25.095	1'38.618	287.2	13:52'28.432
9	29.648	21.698	22.228	25.465	1'39.039	288.0	13:54'07.471
10	29.627	21.768	22.222	25.318	1'38.935	288.8	13:55'46.406
11	29.652	21.591	22.570	25.323	1'39.136	288.8	13:57'25.542
12	30.646	24.535	23.682	27.942	1'46.805 P	276.9	13:59'12.347
13	9'40.315	22.609	28.050	25.675	10'56.649 P	266.0	14:10'08.996
14	29.700	21.585	22.323	25.170	1'38.778	285.0	14:11'47.774
15	29.687	21.698	22.315	25.160	1'38.860	287.2	14:13'26.634
16	30.320	22.000	22.729	27.122	1'42.171 P	285.0	14:15'08.805
17	5'15.743	21.851	22.439	25.180	6'25.213 P	282.7	14:21'34.018
18	**29.367**	**21.494**	**22.142**	25.348	1'38.351	288.8	14:23'12.369
19	29.449	21.577	22.177	**24.942**	**1'38.145**	285.7	14:24'50.514
20	29.779	21.611	22.194	24.983	1'38.567	288.8	14:26'29.081
21	29.427	21.497	22.380	25.222	1'38.526	287.2	14:28'07.607
22	29.475	21.496	22.234	25.056	1'38.261	288.0	14:29'45.868
23	29.406	21.515	22.195	25.311	1'38.427	283.5	14:31'24.295

5° 22 A. LOWES (1'38.193)

Lap	Seg. 1	Seg. 2	Seg. 3	Seg. 4	Lap Time	km/h	Local Time
		24.039	24.947	27.158		234.8	13:32'09.722
1	29.814	22.620	23.031	25.651	1'41.116	262.8	13:33'50.838
2	29.735	22.405	22.676	25.564	1'40.380	264.1	13:35'31.218
3	46'42.975	24.855	23.703	25.896	47'57.429	268.7	14:23'28.647
4	29.758	21.852	22.670	25.120	1'39.400	284.2	14:25'08.047
5	**29.418**	**21.456**	**22.421**	**24.898**	**1'38.193**	285.7	14:26'46.240
6	31.124	22.308	22.571	25.500	1'41.503	280.5	14:28'27.743
7	29.511	21.604	22.592	25.401	1'39.108	**286.5**	14:30'06.851

6° 60 M. VAN DER MARK (1'38.384)

Lap	Seg. 1	Seg. 2	Seg. 3	Seg. 4	Lap Time	km/h	Local Time
		24.765	24.085	27.140		216.9	13:31'55.814
1	30.121	22.644	23.021	26.410	1'42.196	256.5	13:33'38.010
2	30.466	22.196	22.928	25.909	1'41.499	274.8	13:35'19.509
3	29.499	22.543	23.095	26.051	1'41.188	274.8	13:37'00.697
4	29.931	22.026	23.178	25.535	1'40.670	284.2	13:38'41.367
5	29.752	22.011	22.857	25.585	1'40.205	279.8	13:40'21.572
6	31.352	22.266	23.214	29.598	1'46.430 P	259.6	13:42'08.002
7	7'05.522	22.187	22.902	25.613	8'16.224 P	277.6	13:50'24.226
8	29.783	21.948	22.714	25.554	1'39.999	283.5	13:52'04.225
9	29.693	21.818	22.716	25.590	1'39.817	287.2	13:53'44.042
10	29.688	21.947	22.620	25.495	1'39.750	286.5	13:55'23.792
11	29.629	22.331	22.567	25.407	1'39.934	288.0	13:57'03.726
12	29.732	21.632	22.770	25.958	1'40.092	287.2	13:58'43.818
13	29.721	21.976	22.697	25.493	1'39.887	279.1	14:00'23.705
14	30.951	22.425	22.939	28.628	1'44.943 P	271.4	14:02'08.648
15	9'19.008	22.026	22.737	25.541	10'29.312 P	279.8	14:12'37.960
16	29.649	21.796	22.430	25.218	1'39.093	283.5	14:14'17.053
17	29.479	21.518	22.403	25.241	1'38.641	287.2	14:15'55.694
18	29.434	21.614	22.300	25.125	1'38.473	285.7	14:17'34.167
19	29.502	**21.457**	22.386	25.123	1'38.468	287.2	14:19'12.635
20	29.488	21.833	22.685	28.146	1'42.152 P	286.5	14:20'54.787
21	2'57.240	22.359	23.062	25.762	4'08.423 P	258.4	14:25'03.210
22	29.353	21.572	**22.203**	25.256	**1'38.384**	284.2	14:26'41.594
23	29.398	21.576	22.307	25.157	1'38.438	285.7	14:28'20.032
24	29.441	22.340	22.514	**25.117**	1'39.412	288.0	14:29'59.444
25	**29.350**	21.480	22.546	25.164	1'38.540	**290.3**	14:31'37.984

7° 12 X. FORÉS (1'38.495)

Lap	Seg. 1	Seg. 2	Seg. 3	Seg. 4	Lap Time	km/h	Local Time
		23.779	23.728	25.783		238.4	13:31'51.382
1	29.843	21.695	22.437	25.194	1'39.169	278.4	13:33'30.551
2	29.565	21.613	22.306	**25.131**	1'38.615	281.3	13:35'09.166
3	29.578	**21.518**	22.289	25.208	1'38.593	283.5	13:36'47.759
4	29.634	21.599	22.265	25.275	1'38.773	281.3	13:38'26.532
5	29.656	22.007	22.300	25.382	1'39.345	282.0	13:40'05.877
6	29.641	21.847	22.465	25.637	1'39.590	276.2	13:41'45.467
7	29.792	21.909	22.357	25.729	1'39.787	279.8	13:43'25.254
8	38.164	23.810	26.182	31.943	2'00.099 P	200.0	13:45'25.353
9	17'01.297	23.153	22.915	25.330	18'12.695 P	188.5	14:03'38.048
10	29.994	21.800	22.434	25.289	1'39.517	279.1	14:05'17.565
11	29.906	21.676	22.262	25.213	1'39.057	279.8	14:06'56.622

P = Pits In/Out - C = Lap-Time Cancelled

These data/results cannot be reproduced, stored and/or transmitted in whole or in part by any manner of electronic, mechanical, photocopying, recording, broadcasting or otherwise now known or herein after developed without the previous express consent by the copyright owner, except for reproduction in daily press and regular printed publications on sale to the public within 60 days of the event related to those data/results and always provided that copyright symbol appears together as follows below.
© DORNA WSBK ORGANIZATION Srl 2016

PIRELLI
Official Tyre Supplier
TISSOT
SWISS WATCHES SINCE 1853
Official Timekeeper

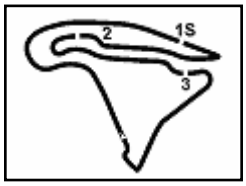

French Round, 30 September 1-2 October 2016

World Superbike - Chronological Analysis Free Practice 2nd Session

Magny-Cours 4.411 m

12	29.719	27.489	22.793	30.437	1'50.438 P	280,5	14:08'47.060
13	8'45.652	22.639	22.863	28.563	9'59.717 P	256,5	14:18'46.777
14	29.467	22.002	22.280	25.262	1'39.011	**284.2**	14:20'25.788
15	29.532	21.718	22.267	25.135	1'38.652	**284.2**	14:22'04.440
16	**29.351**	21.619	**22.245**	25.280	**1'38.495**	277,6	14:23'42.935
17	29.632	22.533	33.929	30.373	1'56.467 C	280,5	14:25'39.402
18	29.799	29.876	31.608	35.176	2'06.459	280,5	14:27'45.861
19	34.827	24.751	22.703	27.479	1'49.760	170,3	14:29'35.621
20	29.679	23.236	32.862	27.946	1'53.723 C	282,0	14:31'29.344

8° 32 L. SAVADORI (1'38.564)

Lap	Seg. 1	Seg. 2	Seg. 3	Seg. 4	Lap Time	km/h	Local Time
		23.990	24.062	26.348		222,7	13:31'52.980
1	29.804	21.980	22.683	25.272	1'39.739	255,9	13:33'32.719
2	29.763	21.678	22.497	25.260	1'39.198	285,0	13:35'11.917
3	29.532	21.776	22.519	25.126	1'38.953	281,3	13:36'50.870
4	29.665	21.690	22.498	25.265	1'39.118	282,0	13:38'29.988
5	29.828	21.676	22.535	25.370	1'39.409	285,7	13:40'09.397
6	29.811	21.714	22.380	30.778	1'44.683	283,5	13:41'54.080
7	31.366	22.483	23.672	26.493	1'44.014	269,3	13:43'38.094
8	29.761	21.595	22.546	25.429	1'39.331	284,2	13:45'17.425
9	32.243	24.095	24.556	28.790	1'49.684 P	224,5	13:47'07.109
10	14'54.105	24.078	23.285	25.689	16'07.157 P	236,3	14:03'14.266
11	29.926	21.577	22.553	25.382	1'39.438	281,3	14:04'53.704
12	29.756	21.588	22.766	25.451	1'39.561	285,7	14:06'33.265
13	29.790	21.954	22.609	25.487	1'39.840	282,0	14:08'13.105
14	29.870	21.692	22.569	25.479	1'39.610	282,7	14:09'52.715
15	29.852	21.737	22.613	25.527	1'39.729	286,5	14:11'32.444
16	32.709	23.587	26.011	28.673	1'50.980 P	262,8	14:13'23.424
17	11'05.859	36.128	30.851	26.793	12'39.631 P	150,6	14:26'03.055
18	29.599	21.583	22.329	**25.053**	**1'38.564**	**287.2**	14:27'41.619
19	**29.324**	**21.547**	22.384	25.838	1'39.093	286,5	14:29'20.712
20	29.573	21.595	**22.278**	25.537	1'38.983	285,0	14:30'59.695

9° 50 S. GUINTOLI (1'38.618)

Lap	Seg. 1	Seg. 2	Seg. 3	Seg. 4	Lap Time	km/h	Local Time
		23.213	24.702	26.083		262,1	13:32'20.803
1	30.027	21.804	23.023	25.636	1'40.490	282,7	13:34'01.293
2	29.726	21.778	22.572	25.342	1'39.418	284,2	13:35'40.711
3	29.665	21.823	22.624	25.578	1'39.690	281,3	13:37'20.401
4	31.433	27.297	23.911	30.384	1'53.025 P	261,5	13:39'13.426
5	9'16.776	27.659	25.001	28.760	10'38.196 P	240,5	13:49'51.622
6	29.707	21.750	22.621	25.478	1'39.556	285,0	13:51'31.178
7	29.640	22.125	22.731	25.665	1'40.161	285,7	13:53'11.339
8	29.768	22.166	23.133	29.271	1'44.338	276,2	13:54'55.677
9	29.765	21.755	22.414	33.889	1'47.823	282,7	13:56'43.500
10	29.748	21.845	22.501	25.579	1'39.673	279,8	13:58'23.173
11	30.965	23.657	23.858	33.802	1'52.282 P	276,2	14:00'15.455
12	9'19.567	25.060	26.305	26.375	10'37.307 P	264,1	14:10'52.762
13	29.610	21.562	22.339	25.414	1'38.925	285,7	14:12'31.687
14	**29.480**	21.806	22.620	**25.237**	1'39.143	282,0	14:14'10.830
15	29.558	21.724	22.451	25.279	1'39.012	283,5	14:15'49.842
16	31.268	21.916	23.177	28.891	1'45.252 P	274,1	14:17'35.094
17	5'47.388	23.007	23.173	25.723	6'59.291 P	257,1	14:24'34.385
18	29.563	**21.462**	22.413	25.317	1'38.755	287,2	14:26'13.140
19	37.697	28.605	28.947	28.467	2'03.716	162,7	14:28'16.856
20	29.721	21.563	**22.314**	25.309	1'38.907	286,5	14:29'55.763
21	29.486	21.554	22.317	25.261	**1'38.618**	**288,0**	14:31'34.381

10° 81 J. TORRES (1'38.686)

Lap	Seg. 1	Seg. 2	Seg. 3	Seg. 4	Lap Time	km/h	Local Time
		24.802	24.200	26.991		229,8	13:31'55.428
1	30.339	22.232	23.330	26.411	1'42.312	278,4	13:33'37.740
2	30.144	22.038	22.592	25.671	1'40.445	280,5	13:35'18.185
3	30.263	21.980	22.617	25.687	1'40.547	285,0	13:36'58.732
4	29.735	21.757	22.621	25.912	1'40.025	283,5	13:38'38.757
5	30.159	22.140	23.151	25.588	1'41.038	286,5	13:40'19.795
6	29.775	21.604	22.772	30.875	1'45.026 P	290,3	13:42'04.821
7	15'20.044	22.966	23.144	26.157	16'32.311 P	263,4	13:58'37.132
8	29.882	21.909	22.716	25.614	1'40.121	285,7	14:00'17.253
9	29.833	21.846	22.482	25.575	1'39.736	288,0	14:01'56.989
10	29.838	21.840	22.426	**25.285**	1'39.389	288,0	14:03'36.378
11	30.161	23.922	22.717	27.888	1'44.688 P	290,3	14:05'21.066
12	2'51.209	23.323	23.349	31.565	4'09.446 P	274,8	14:09'30.512
13	29.799	21.773	22.538	25.478	1'39.588	291,1	14:11'10.100
14	29.620	21.668	22.528	25.461	1'39.277	292,7	14:12'49.377
15	29.642	21.604	22.613	25.409	1'39.268	291,9	14:14'28.645
16	29.600	21.729	22.550	25.408	1'39.287	291,9	14:16'07.932
17	29.636	21.717	22.484	25.333	1'39.170	290,3	14:17'47.102
18	29.706	22.662	23.421	28.921	1'44.710 P	291,9	14:19'31.812
19	3'08.500	22.404	23.208	25.809	4'19.921 P	278,4	14:23'51.733
20	29.735	21.973	22.534	25.377	1'39.619	289,5	14:25'31.352
21	29.658	21.694	22.443	25.352	1'39.147	285,0	14:27'10.499
22	29.644	22.129	22.631	25.484	1'39.888	**294.3**	14:28'50.387
23	**29.531**	**21.477**	**22.318**	25.360	**1'38.686**	290,3	14:30'29.073

11° 21 M. REITERBERGER (1'39.041)

Lap	Seg. 1	Seg. 2	Seg. 3	Seg. 4	Lap Time	km/h	Local Time
		26.065	24.105	26.486		212,6	13:32'01.705
1	30.052	24.107	22.682	25.459	1'42.300	236,3	13:33'44.005
2	29.738	22.288	22.417	25.413	1'39.856	**291.9**	13:35'23.861
3	**29.382**	22.536	23.416	25.866	1'41.200	267,3	13:37'05.061
4	29.741	22.089	30.156	29.630	1'51.616	273,4	13:38'56.677
5	29.700	21.764	22.653	25.461	1'39.578	287,2	13:40'36.255
6	29.641	22.008	22.352	27.293	1'41.294	277,6	13:42'17.549
7	30.346	23.896	22.924	27.534	1'44.700 P	272,7	13:44'02.249
8	9'42.026	27.870	23.204	25.846	10'58.946 P	228,3	13:55'01.195
9	29.746	21.909	22.484	25.643	1'39.782	290,3	13:56'40.977
10	29.796	21.800	22.441	25.399	1'39.436	287,2	13:58'20.413
11	29.984	23.713	28.554	28.355	1'50.606 C	283,5	14:00'11.019
12	10'43.774	24.292	23.446	26.147	11'57.659 P	268,7	14:12'08.678
13	30.505	22.046	22.527	25.482	1'40.560	284,2	14:13'49.238
14	29.758	21.914	**22.343**	25.508	1'39.523	282,7	14:15'28.761
15	29.775	21.656	22.450	25.688	1'39.569	290,3	14:17'08.330
16	31.010	23.105	23.307	28.235	1'45.657 P	269,3	14:18'53.987
17	5'48.916	25.659	25.475	25.685	7'05.735 P	247,1	14:25'59.722
18	29.677	21.675	22.691	**25.340**	1'39.383	288,0	14:27'39.105
19	29.544	**21.637**	22.396	25.464	**1'39.041**	288,0	14:29'18.146
20	30.134	22.320	22.869	26.130	1'41.453	276,9	14:30'59.599

12° 76 M. LAGRIVE (1'39.092)

Lap	Seg. 1	Seg. 2	Seg. 3	Seg. 4	Lap Time	km/h	Local Time
		23.600	24.442	28.202		258,4	13:32'08.062
1	30.414	22.595	23.327	26.198	1'42.534	262,8	13:33'50.596
2	29.889	22.155	22.805	25.623	1'40.472	265,4	13:35'31.068
3	30.230	22.520	23.034	25.769	1'41.553	261,5	13:37'12.621
4	29.965	22.045	22.872	25.818	1'40.700	279,1	13:38'53.321
5	30.012	21.954	22.751	25.698	1'40.415	281,3	13:40'33.736
6	33.959	25.543	23.589	29.095	1'52.186 P	236,8	13:42'25.922
7	6'17.693	22.659	23.236	25.949	7'29.537 P	264,7	13:49'55.459
8	30.184	22.258	22.942	25.783	1'41.167	272,7	13:51'36.626
9	29.970	22.151	22.725	25.730	1'40.576	279,1	13:53'17.202
10	30.801	22.776	23.781	29.721	1'47.079 P	273,4	13:55'04.281
11	11'54.844	23.688	28.764	27.288	13'14.584 P	247,7	14:08'18.865
12	30.008	22.037	22.756	25.521	1'40.322	279,8	14:09'59.187
13	29.835	22.089	22.670	25.659	1'40.253	280,5	14:11'39.440
14	29.844	22.166	22.692	25.823	1'40.525	278,4	14:13'19.965
15	29.872	22.000	22.662	25.739	1'40.273	282,0	14:15'00.238
16	29.806	21.931	22.699	26.005	1'40.441	281,3	14:16'40.679
17	29.924	22.324	22.758	26.209	1'41.215	268,7	14:18'21.894
18	29.681	23.330	23.333	28.314	1'44.658 P	**286.5**	14:20'06.552
19	4'14.958	23.918	25.406	25.819	5'30.101 P	212,2	14:25'36.653
20	29.602	**21.709**	22.493	**25.288**	**1'39.092**	283,5	14:27'15.745
21	**29.565**	21.747	**22.458**	1'09.817	2'23.587 P	282,7	14:29'39.332

13° 69 N. HAYDEN (1'39.099)

Lap	Seg. 1	Seg. 2	Seg. 3	Seg. 4	Lap Time	km/h	Local Time
		24.164	34.077	28.498		243,2	13:32'07.741
1	30.365	22.592	23.419	26.029	1'42.405	274,8	13:33'50.146
2	29.920	21.770	23.054	25.797	1'40.541	283,5	13:35'30.687
3	29.794	22.050	23.059	25.844	1'40.747	276,9	13:37'11.434
4	30.096	21.834	22.754	25.584	1'40.268	285,7	13:38'51.702
5	29.978	21.882	22.607	25.697	1'40.164	283,5	13:40'31.866
6	29.874	21.854	22.640	25.892	1'40.260	283,5	13:42'12.126
7	29.920	21.766	22.638	25.731	1'40.055	282,7	13:43'52.181
8	30.536	22.604	23.041	28.104	1'44.285 P	272,0	13:45'36.466
9	9'36.675	24.309	24.034	28.931	10'53.949 P	259,0	13:56'30.415
10	6'22.705	23.951	24.106	27.191	7'37.953 P	252,9	14:04'08.368

P = Pits In/Out - C = Lap-Time Cancelled

These data/results cannot be reproduced, stored and/or transmitted in whole or in part by any manner of electronic, mechanical, photocopying, recording, broadcasting or otherwise now known or herein after developed without the previous express consent by the copyright owner, except for reproduction in daily press and regular printed publications on sale to the public within 60 days of the event related to those data/results and always provided that copyright symbol appears together as follows below.
© DORNA WSBK ORGANIZATION Srl 2016

PIRELLI
Official Tyre Supplier
TISSOT
SWISS WATCHES SINCE 1853
Official Timekeeper

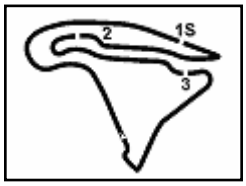

French Round, 30 September 1-2 October 2016

World Superbike - Chronological Analysis Free Practice 2nd Session

Magny-Cours 4.411 m

11	30.422	22.194	23.076	26.312	1'42.004	276.9	14:05'50.372
12	29.897	21.846	22.857	25.663	1'40.263	282.0	14:07'30.635
13	29.710	22.040	22.875	25.695	1'40.320	285.7	14:09'10.955
14	29.931	21.821	22.655	25.529	1'39.936	283.5	14:10'50.891
15	29.634	21.692	22.753	25.671	1'39.750	287.2	14:12'30.641
16	29.680	22.358	23.466	28.478	1'43.982 P	**288.0**	14:14'14.623
17	6'46.560	24.163	23.766	26.196	8'00.685 P	259.6	14:22'15.308
18	29.776	22.156	23.173	25.951	1'41.056	285.7	14:23'56.364
19	**29.406**	21.626	22.680	25.461	1'39.173	287.2	14:25'35.537
20	29.528	21.579	22.692	**25.421**	1'39.220	287.2	14:27'14.757
21	29.635	**21.545**	**22.421**	25.498	**1'39.099**	285.7	14:28'53.856
22	29.761	21.792	22.727	25.692	1'39.972	285.0	14:30'33.828

14° 99 L. SCASSA (1'39.418)

Lap	Seg. 1	Seg. 2	Seg. 3	Seg. 4	Lap Time	km/h	Local Time
		24.460	23.798	27.882		246.6	13:32'43.880
1	30.564	22.564	22.725	26.280	1'42.133	272.7	13:34'26.013
2	30.132	22.169	22.659	25.930	1'40.890	278.4	13:36'06.903
3	34.295	23.725	23.375	30.347	1'51.742 P	250.6	13:37'58.645
4	5'34.922	22.866	22.807	25.934	6'46.529 P	267.3	13:44'45.174
5	30.100	22.102	22.507	25.697	1'40.406	277.6	13:46'25.580
6	29.938	21.978	22.488	25.727	1'40.131	279.8	13:48'05.711
7	30.082	22.241	23.169	25.903	1'41.395	276.2	13:49'47.106
8	29.978	21.802	22.477	25.774	1'40.031	279.8	13:51'27.137
9	29.889	**21.701**	22.320	25.600	1'39.510	279.8	13:53'06.647
10	32.203	24.381	26.264	32.040	1'54.888 P	228.3	13:55'01.535
11	12'33.376	27.855	24.278	28.674	13'54.183 P	214.3	14:08'55.718
12	31.569	22.629	23.010	26.446	1'43.654	255.9	14:10'39.372
13	29.974	21.783	22.597	25.926	1'40.280	279.8	14:12'19.652
14	29.905	21.882	22.394	25.782	1'39.963	282.0	14:13'59.615
15	31.566	25.801	23.493	34.076	1'54.936 P	210.1	14:15'54.551
16	4'30.415	22.437	22.708	26.006	5'41.566 P	273.4	14:21'36.117
17	**29.683**	21.764	22.406	25.565	**1'39.418**	**283.5**	14:23'15.535
18	29.873	21.748	**22.263**	**25.542**	1'39.426	**283.5**	14:24'54.961
19	29.833	21.953	22.411	25.566	1'39.763	282.7	14:26'34.724
20	29.791	21.724	22.485	25.693	1'39.693	280.5	14:28'14.417
21	35.207	27.724	27.128	32.816	2'02.875	195.7	14:30'17.292

15° 17 K. ABRAHAM (1'39.954)

Lap	Seg. 1	Seg. 2	Seg. 3	Seg. 4	Lap Time	km/h	Local Time
		24.323	24.270	26.852		224.1	13:31'53.537
1	30.738	23.277	23.692	27.003	1'44.710	243.2	13:33'38.247
2	30.472	22.371	23.063	25.748	1'41.654	272.0	13:35'19.901
3	**29.726**	22.373	23.377	26.680	1'42.156	276.2	13:37'02.057
4	30.634	22.064	23.011	25.650	1'41.359	279.8	13:38'43.416
5	29.738	22.064			1'49.171 C	281.3	13:40'32.587
6	7'21.632	23.904	24.791	30.422	8'40.749 P	260.9	13:49'13.336
7	3'21.575	23.495	24.778	27.673	4'37.521 P	258.4	13:53'50.857
8	30.225	22.249	23.126	25.777	1'41.377	284.2	13:55'32.234
9	30.027	21.964	22.909	26.167	1'41.067	285.0	13:57'13.301
10	30.641	23.182	24.298	38.306	1'56.427	262.8	13:59'09.728
11	30.463	22.318	23.349	36.697	1'52.827	278.4	14:01'02.555
12	30.534	22.218	23.321	31.250	1'47.323	284.2	14:02'49.878
13	30.408	22.257	22.999	25.744	1'41.408	285.0	14:04'31.286
14	30.033	22.225	23.675	26.925	1'42.858 C	287.2	14:06'14.144
15	29.804	**21.831**	22.934	28.069	1'42.638 P	288.8	14:07'56.782
16	7'54.244	26.040	24.794	26.339	9'11.417 P	247.7	14:17'08.199
17	30.702	22.950	23.815	27.613	1'45.080	276.9	14:18'53.279
18	30.078	22.547	23.765	38.179	1'54.569	**289.5**	14:20'47.848
19	29.901	22.070	22.685	25.580	1'40.236	288.8	14:22'28.084
20	29.821	21.963	22.725	**25.445**	**1'39.954**	286.5	14:24'08.038
21	29.773	22.173	22.840	25.651	1'40.437	281.3	14:25'48.475
22	30.708	23.206	26.394	30.959	1'51.267	264.7	14:27'39.742
23	29.815	22.019	22.859	26.159	1'40.852	282.0	14:29'20.594
24	29.845	22.026	**22.631**	25.570	1'40.072	262.1	14:31'00.666

16° 40 R. RAMOS (1'39.958)

Lap	Seg. 1	Seg. 2	Seg. 3	Seg. 4	Lap Time	km/h	Local Time
		24.448	23.752	26.587		231.3	13:31'53.614
1	30.494	22.406	23.066	25.881	1'41.847	253.5	13:33'35.461
2	30.344	22.316	22.923	25.976	1'41.559	276.2	13:35'17.020
3	30.148	21.904	22.890	25.600	1'40.542	286.5	13:36'57.562
4	30.306	22.084	22.792	25.783	1'40.965	285.0	13:38'38.527
5	30.331	22.106	23.546	25.722	1'41.705	286.5	13:40'20.232
6	30.090	22.157	22.997	25.575	1'40.819	283.5	13:42'01.051
7	32.976	25.061	23.904	29.686	1'51.627 P	232.3	13:43'52.678
8	4'38.423	24.185	25.319	27.213	5'55.140 P	247.7	13:49'47.818
9	30.310	22.055	22.748	25.695	1'40.808	285.7	13:51'28.626
10	30.132	22.866	23.008	27.005	1'43.011	285.7	13:53'11.637
11	30.072	22.145	22.791	25.635	1'40.643	279.1	13:54'52.280
12	33.375	23.198	23.525	29.399	1'49.497 P	222.2	13:56'41.777
13	4'07.771	22.923	23.006	25.733	5'19.433 P	262.1	14:02'01.210
14	30.206	24.917	23.490	25.698	1'44.311	287.2	14:03'45.521
15	30.323	22.111	22.902	25.523	1'40.859	284.2	14:05'26.380
16	30.184	22.112	22.893	25.766	1'40.955	284.2	14:07'07.335
17	31.401	22.630	24.182	28.725	1'46.938 P	263.4	14:08'54.273
18	9'30.278	23.066	23.074	25.990	10'42.408 P	265.4	14:19'36.681
19	30.021	21.830	**22.636**	**25.471**	**1'39.958**	285.7	14:21'16.639
20	**29.828**	**21.814**	23.500	28.783	1'43.925 C	**288.0**	14:23'00.564
21	30.034	22.020	22.985	25.617	1'40.656	283.5	14:24'41.220
22	36.296	22.398	22.960	26.749	1'48.403	216.4	14:26'29.623
23	29.933	22.275	25.924	27.075	1'45.207	282.7	14:28'14.830
24	32.502	24.737			1'54.880 C	285.7	14:30'09.710

17° 34 D. GIUGLIANO (1'40.001)

Lap	Seg. 1	Seg. 2	Seg. 3	Seg. 4	Lap Time	km/h	Local Time
		27.787	25.675	33.678		236.3	13:32'54.859
1	2'45.615	24.311	22.841	25.618	3'58.385 P	266.7	13:36'53.244
2	**30.005**	21.793	22.615	25.588	**1'40.001**	279.8	13:38'33.245
3	37.936	30.905	30.890	26.018	2'05.749	180.3	13:40'38.994
4	30.219	22.071	23.766	36.000	1'52.056 C	279.1	13:42'31.050
5	5'59.522	23.415	22.858	25.833	7'11.628 P	241.6	13:49'42.678
6	30.100	21.912	**22.565**	32.261	1'46.838	279.8	13:51'29.516
7	44.532	30.356	30.762	36.213	2'21.863 P		13:53'51.379
8	13'23.676	23.452	22.726	**25.572**	14'35.426 P	274.1	14:08'26.805
9	30.106	**21.743**	22.746	25.702	1'40.297	**280.5**	14:10'07.102
10	30.161	22.812	33.394	41.946	2'08.313 C	**280.5**	14:12'15.415

18° 25 J. BROOKES (1'40.427)

Lap	Seg. 1	Seg. 2	Seg. 3	Seg. 4	Lap Time	km/h	Local Time
		24.993	23.800	26.807		232.3	13:31'53.980
1	30.322	22.629	22.981	26.024	1'41.956	252.9	13:33'35.936
2	31.812	22.657	22.869	25.833	1'43.171	281.3	13:35'19.107
3	29.866	22.749	23.451	26.269	1'42.335	279.1	13:37'01.442
4	30.439	**21.999**	22.831	**25.510**	1'40.779	284.2	13:38'42.221
5	29.766	22.110	22.818	25.854	1'40.548	282.0	13:40'22.769
6	29.989	22.266	23.047	29.156	1'44.458 P	285.7	13:42'07.227
7	10'18.079	23.398	23.763	26.074	11'31.314 P	269.3	13:53'38.541
8	30.050	22.308	22.942	25.760	1'41.060	285.0	13:55'19.601
9	30.040	22.296	22.913	25.621	1'40.870	**290.3**	13:57'00.471
10	29.979	22.167	24.040	32.232	1'48.418 P	279.8	13:58'48.889
11	4'20.917	23.005	23.395	26.021	5'33.338 P	261.5	14:04'22.227
12	30.022	22.158	22.783	25.704	1'40.667	283.5	14:06'02.894
13	30.122	22.075	22.771	29.564	1'44.532 P	280.5	14:07'47.426
14	4'36.450	23.612	23.368	25.862	5'49.292 P	285.0	14:13'36.718
15	30.873	22.369	23.332	25.788	1'42.362	279.1	14:15'19.080
16	29.937	22.123	22.802	25.565	**1'40.427**	286.5	14:16'59.507
17	29.791	22.105	22.915	25.730	1'40.541	284.2	14:18'40.048
18	33.670	22.783	23.078	32.371	1'51.902 P	266.0	14:20'31.950
19	4'28.739	22.991	25.592	25.835	5'43.157 P	279.1	14:26'15.107
20	30.006	22.064	22.766	25.615	1'40.451	284.2	14:27'55.558
21	**29.687**	22.118	22.827	26.010	1'40.642	283.5	14:29'36.200
22	29.822	22.152	**22.638**	25.951	1'40.563	281.3	14:31'16.763

19° 4 G. VIZZIELLO (1'40.513)

Lap	Seg. 1	Seg. 2	Seg. 3	Seg. 4	Lap Time	km/h	Local Time
		25.166	24.167	26.788		228.8	13:31'54.895
1	36.649	25.775	23.352	25.996	1'51.772	247.1	13:33'46.667
2	30.301	22.618	22.832	26.122	1'41.873	276.9	13:35'28.540
3	31.014	22.583	23.197	28.224	1'45.018	264.1	13:37'13.558
4	30.562	22.401	23.012	33.377	1'49.352 P	274.8	13:39'02.910
5	6'47.200	23.279	34.506	33.340	8'18.325 P	259.0	13:47'21.235
6	33.418	23.881	24.963	29.327	1'51.589	237.4	13:49'12.824
7	31.759	29.960	33.784	29.789	2'05.292	255.3	13:51'18.116
8	30.542	22.400	23.026	26.259	1'42.227	274.1	13:53'00.343
9	39.713	24.541	23.197	28.180	1'55.631	177.3	13:54'55.974
10	30.196	22.238	22.974	25.839	1'41.247	277.6	13:56'37.221
11	35.405	25.761	26.308	32.467	1'59.941 P	191.8	13:58'37.162

P = Pits In/Out - C = Lap-Time Cancelled

These data/results cannot be reproduced, stored and/or transmitted in whole or in part by any manner of electronic, mechanical, photocopying, recording, broadcasting or otherwise now known or herein after developed without the previous express consent by the copyright owner, except for reproduction in daily press and regular printed publications on sale to the public within 60 days of the event related to those data/results and always provided that copyright symbol appears together as follows below.
© DORNA WSBK ORGANIZATION Srl 2016

PIRELLI
Official Tyre Supplier
TISSOT
SWISS WATCHES SINCE 1853
Official Timekeeper

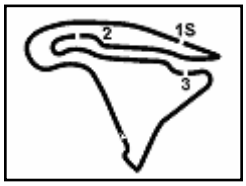

French Round, 30 September 1-2 October 2016

World Superbike - Chronological Analysis Free Practice 2nd Session

Magny-Cours 4.411 m

12	8'22.070	24.119	26.827	29.785	9'42.801 P	190.8	14:08'19.963
13	30.429	22.118	22.653	25.813	1'41.013	275.5	14:10'00.976
14	30.433	24.665	27.458	26.909	1'49.465	273.4	14:11'50.441
15	30.169	22.155	22.689	26.204	1'41.217	266.7	14:13'31.658
16	37.951	31.474	29.340	31.596	2'10.361 P	194.6	14:15'42.019
17	5'19.450	24.161	23.688	26.415	6'33.714 P	238.9	14:22'15.733
18	30.127	22.156	22.750	26.121	1'41.154	279.1	14:23'56.887
19	**30.117**	25.366	29.986	26.981	1'52.450	**279.8**	14:25'49.337
20	32.609	28.358	24.977	31.693	1'57.637	225.9	14:27'46.974
21	33.240	23.871	24.521	28.715	1'50.347	238.4	14:29'37.321
22	30.228	**21.999**	**22.553**	**25.733**	**1'40.513**	277.6	14:31'17.834

20° 15 A. DE ANGELIS (1'40.548)

Lap	Seg. 1	Seg. 2	Seg. 3	Seg. 4	Lap Time	km/h	Local Time
		24.899	25.726	27.607		226.9	13:32'02.389
1	30.328	24.073	23.314	28.966	1'46.681	265.4	13:33'49.070
2	30.086	22.302			1'46.527 C	266.7	13:35'35.597
3	30.471	27.187	23.067	26.054	1'46.779	253.5	13:37'22.376
4	30.704	22.748	23.965	26.024	1'43.441	265.4	13:39'05.817
5	30.263	22.406	23.254	26.198	1'42.121	273.4	13:40'47.938
6	30.176	22.309	23.082	26.038	1'41.605	270.7	13:42'29.543
7	36.385	25.174	25.625	32.272	1'59.456 P	194.2	13:44'28.999
8	9'58.890	28.305	24.219	26.864	11'18.278 P	218.2	13:55'47.277
9	30.505	22.504	23.189	26.001	1'42.199	268.0	13:57'29.476
10	30.060	22.306	23.108	25.840	1'41.314	272.7	13:59'10.790
11	35.116	27.650	25.442	33.824	2'02.032 P	154.1	14:01'12.822
12	3'54.643	26.787	24.575	26.933	5'12.938 P	210.1	14:06'25.760
13	35.704	24.035	22.929	25.856	1'48.524	212.6	14:08'14.284
14	29.955	22.146	**22.762**	34.398	1'49.261	279.8	14:10'03.545
15	34.315	23.246	22.906	25.881	1'46.348	254.1	14:11'49.893
16	30.098	31.893	34.202	37.184	2'13.377	278.4	14:14'03.270
17	29.935	**21.989**	22.946	**25.678**	**1'40.548**	281.3	14:15'43.818
18	**29.817**	22.254	22.836	25.832	1'40.739	**282.0**	14:17'24.557
19	36.926	24.855	23.929	42.883	2'08.593 P	225.9	14:19'33.150
20	6'18.650	25.799	24.516	34.564	7'43.529 P	244.9	14:27'16.679
21	30.119	22.122	22.995	25.905	1'41.141	270.0	14:28'57.820
22	30.074	22.236	22.915	25.934	1'41.159	271.4	14:30'38.979

21° 56 P. SEBESTYÉN (1'41.201)

Lap	Seg. 1	Seg. 2	Seg. 3	Seg. 4	Lap Time	km/h	Local Time
		24.890	24.259	26.907		234.8	13:31'55.259
1	30.446	23.162	23.079	26.575	1'43.262	272.7	13:33'38.521
2	30.658	22.801	23.472	26.170	1'43.101	256.5	13:35'21.622
3	30.354	22.615	23.063	26.125	1'42.157	260.9	13:37'03.779
4	30.291	22.674	23.436	26.234	1'42.635	255.9	13:38'46.414
5	30.269	22.669	23.080	26.022	1'42.040	261.5	13:40'28.454
6	40.253	24.967	23.567	30.177	1'58.964 P	165.6	13:42'27.418
7	9'44.288	26.966	36.346	33.249	11'20.849 P	237.9	13:53'48.267
8	30.699	22.637	23.151	26.137	1'42.624	266.7	13:55'30.891
9	30.376	22.398	23.124	26.195	1'42.093	269.3	13:57'12.984
10	30.325	22.372	23.019	26.011	1'41.727	272.7	13:58'54.711
11	30.470	32.290	31.300	34.390	2'08.450	271.4	14:01'03.161
12	30.397	22.477	22.964	25.958	1'41.796	261.5	14:02'44.957
13	31.146	27.585	23.949	30.016	1'52.696 P	267.3	14:04'37.653
14	12'33.957	27.566	34.417	28.626	14'04.566 P	239.5	14:18'42.219
15	30.315	25.658	25.111	45.707	2'06.791	268.7	14:20'49.010
16	**30.205**	22.252	22.832	25.944	1'41.233	**274.8**	14:22'30.243
17	30.326	**22.229**	22.841	25.951	1'41.347	273.4	14:24'11.590
18	38.581	28.071	25.976	37.160	2'09.788	188.8	14:26'21.378
19	30.415	22.519	22.961	26.058	1'41.953	270.7	14:28'03.331
20	30.216	22.297	22.894	26.110	1'41.517	274.1	14:29'44.848
21	30.337	22.253	**22.756**	**25.855**	**1'41.201**	274.1	14:31'26.049

22° 94 M. LUSSIANA (1'41.455)

Lap	Seg. 1	Seg. 2	Seg. 3	Seg. 4	Lap Time	km/h	Local Time
		27.257	24.202	26.961		225.0	13:32'02.501
1	30.766	23.069	23.120	26.480	1'43.435	269.3	13:33'45.936
2	30.430	22.671	23.157	26.194	1'42.452	275.5	13:35'28.388
3	30.968	24.064	25.105	29.781	1'49.918 P	274.1	13:37'18.306
4	3'12.489	22.991	25.605	26.776	4'27.861 P	274.8	13:41'46.167
5	30.607	22.533	23.022	26.443	1'42.605	274.8	13:43'28.772
6	32.642	25.203	25.939	26.094	1'49.878	247.1	13:45'18.650
7	**30.383**	22.210	22.963	26.026	1'41.582	274.8	13:47'00.232
8	30.450	**22.196**	22.949	**25.860**	**1'41.455**	276.9	13:48'41.687
9	32.592	22.816	26.497	30.639	1'52.544 P	272.7	13:50'34.231
10	5'58.915	23.116	23.330	26.018	7'11.379 P	277.6	13:57'45.610
11	30.540	22.794	22.971	25.959	1'42.264	**278.4**	13:59'27.874
12	31.622	22.745	24.697	31.070	1'50.134 C	274.1	14:01'18.008
13	6'49.721	26.236	33.119	26.624	8'15.700 P	272.7	14:09'33.708
14	30.649	22.384	22.930	26.235	1'42.198	270.7	14:11'15.906
15	30.553	22.273	**22.916**	26.105	1'41.847	277.6	14:12'57.753
16	30.440	22.341	26.829	29.556	1'49.166 P	277.6	14:14'46.919
17	2'22.824	33.671	31.556	26.141	3'54.192 P	248.8	14:18'41.111
18	30.593	31.463	26.743	26.752	1'55.551	275.5	14:20'36.662
19	30.808	22.605	23.030	26.294	1'42.737	276.9	14:22'19.399
20	30.697	23.026	23.955	37.241	1'54.919 C	**278.4**	14:24'14.318
21	1'45.860	26.400	27.210	32.316	3'11.786 C	258.4	14:27'26.104

23° 57 A. PLANCASSAGNE (1'41.977)

Lap	Seg. 1	Seg. 2	Seg. 3	Seg. 4	Lap Time	km/h	Local Time
		23.908	23.937	26.454		241.1	13:31'51.754
1	30.637	22.801	23.185	26.112	1'42.735	259.6	13:33'34.489
2	31.075	22.792	23.181	26.384	1'43.432	260.2	13:35'17.921
3	30.747	22.784	23.524	26.817	1'43.872	262.1	13:37'01.793
4	31.177	23.209	23.876	29.013	1'47.275 P	251.2	13:38'49.068
5	3'22.214	23.418	23.496	26.793	4'35.921 P	260.2	13:43'24.989
6	30.827	22.643	23.496	26.719	1'43.685	261.5	13:45'08.674
7	30.738	22.554	23.347	26.328	1'42.967	**267.3**	13:46'51.641
8	31.077	22.699	23.333	26.565	1'43.674	262.8	13:48'35.315
9	30.910	22.594	23.233	26.345	1'43.082	**267.3**	13:50'18.397
10	30.797	22.825	23.276	26.533	1'43.431	265.4	13:52'01.828
11	30.803	22.669	23.496	26.446	1'43.414	264.7	13:53'45.242
12	31.005	22.813	23.285	31.976	1'49.079 P	257.8	13:55'34.321
13	15'20.998	23.947	23.658	26.397	16'35.000 P	257.1	14:12'09.321
14	30.752	22.602	23.374	26.333	1'43.061	263.4	14:13'52.382
15	30.943	22.672	23.124	26.393	1'43.132	266.0	14:15'35.514
16	30.776	22.719	23.244	26.392	1'43.131	263.4	14:17'18.645
17	30.933	22.470	23.331	28.847	1'45.581 P	266.7	14:19'04.226
18	4'16.965	23.253	23.523	26.149	5'29.890 P	248.3	14:24'34.116
19	**30.407**	**22.453**	23.161	**25.956**	**1'41.977**	266.0	14:26'16.093
20	30.674	22.491	23.133	26.123	1'42.421	260.9	14:27'58.514
21	30.619	22.784	23.159	26.569	1'43.131	260.2	14:29'41.645
22	30.546	22.785	**23.104**	26.067	1'42.502	259.6	14:31'24.147

24° 9 D. SCHMITTER (1'42.275)

Lap	Seg. 1	Seg. 2	Seg. 3	Seg. 4	Lap Time	km/h	Local Time
		24.487	24.190	27.032		262.8	13:31'52.935
1	31.051	23.344	23.716	26.588	1'44.699	267.3	13:33'37.634
2	31.197	22.984	23.570	26.817	1'44.568	262.1	13:35'22.202
3	30.725	22.748	23.417	26.514	1'43.404	268.0	13:37'05.606
4	30.782	23.717	23.824	26.924	1'45.247	274.1	13:38'50.853
5	30.931	22.918	23.644	26.670	1'44.163	264.7	13:40'35.016
6	30.680	22.888	23.935	31.616	1'49.119 P	271.4	13:42'24.135
7	6'51.152	23.329	24.062	29.673	8'08.216 P	250.0	13:50'32.351
8	30.878	22.980	23.823	26.602	1'44.283	270.0	13:52'16.634
9	30.802	22.690	23.584	26.670	1'43.746	272.7	13:54'00.380
10	30.580	22.842	23.457	26.411	1'43.290	270.0	13:55'43.670
11	30.567	22.683	23.576	26.336	1'43.162	272.7	13:57'26.832
12	30.501	22.869	23.602	26.416	1'43.388	**277.6**	13:59'10.220
13	30.638	22.662	23.545	26.449	1'43.294	270.7	14:00'53.514
14	30.707	22.706	23.472	26.272	1'43.157	271.4	14:02'36.671
15	32.216	25.859	25.649	30.740	1'54.464 P	260.2	14:04'31.135
16	7'24.921	24.908	24.092	28.858	8'42.779 P	262.8	14:13'13.914
17	30.624	22.466	23.287	26.227	1'42.604	272.7	14:14'56.518
18	30.467	22.425	**23.254**	**26.129**	**1'42.275**	271.4	14:16'38.793
19	30.468	22.418	23.357	26.156	1'42.399	273.4	14:18'21.192
20	30.432	24.324	24.076	27.165	1'45.997	276.9	14:20'07.189
21	30.642	22.594	23.419	26.599	1'43.254	275.5	14:21'50.443
22	30.515	39.027	32.080	27.084	2'08.706	**277.6**	14:23'59.149
23	30.673	22.639	23.301	26.215	1'42.828	274.1	14:25'41.977
24	**30.359**	**22.385**	23.294	26.268	1'42.306	274.8	14:27'24.283
25	**30.359**	22.424	25.731	33.996	1'52.510	276.2	14:29'16.793
26	33.236	28.833	28.121	38.807	2'08.997 P	189.8	14:31'25.790

25° 11 S. AL SULAITI (1'42.385)

Lap	Seg. 1	Seg. 2	Seg. 3	Seg. 4	Lap Time	km/h	Local Time
		23.537	24.367	28.273		259.0	13:32'08.605
1	30.812	23.000	23.424	26.230	1'43.466	268.7	13:33'52.071

P = Pits In/Out - C = Lap-Time Cancelled

These data/results cannot be reproduced, stored and/or transmitted in whole or in part by any manner of electronic, mechanical, photocopying, recording, broadcasting or otherwise now known or herein after developed without the previous express consent by the copyright owner, except for reproduction in daily press and regular printed publications on sale to the public within 60 days of the event related to those data/results and always provided that copyright symbol appears together as follows below.
© DORNA WSBK ORGANIZATION Srl 2016

PIRELLI
Official Tyre Supplier
TISSOT
SWISS WATCHES SINCE 1853
Official Timekeeper

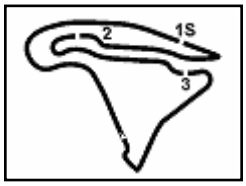

Magny-Cours 4.411 m

French Round, 30 September 1-2 October 2016

World Superbike - Chronological Analysis Free Practice 2nd Session

2	30.770	22.673	**23.124**	26.478	1'43.045	266,0	13:35'35.116
3	30.728	**22.435**	23.922	35.596	1'52.681 P	269,3	13:37'27.797
4	12'56.677	24.416	23.454	26.333	14'10.880 P	260,9	13:51'38.677
5	30.632	31.328	24.468	27.448	1'53.876	272,0	13:53'32.553
6	30.832	23.529	23.519	26.164	1'44.044	**274.8**	13:55'16.597
7	30.690	22.778	23.271	**26.048**	1'42.787	260,2	13:56'59.384
8	**30.397**	22.569	25.317	27.163	1'45.446	270,7	13:58'44.830
9	30.747	22.938	23.161	26.565	1'43.411	259,0	14:00'28.241
10	30.764	22.823	23.257	26.306	1'43.150	257,1	14:02'11.391
11	32.312	23.737	26.239	32.849	1'55.137 P	265,4	14:04'06.528
12	9'31.545	23.927	23.804	26.485	10'45.761 P	266,0	14:14'52.289
13	30.767	22.581	23.402	26.164	1'42.914	266,7	14:16'35.203
14	31.181	33.606	25.805	27.393	1'57.985	257,8	14:18'33.188
15	30.892	22.537	23.308	26.232	1'42.969	274,1	14:20'16.157
16	30.643	22.891	23.338	26.165	1'43.037	271,4	14:21'59.194
17	33.614	25.936	29.703	29.526	1'58.779	183,1	14:23'57.973
18	30.683	22.648	23.342	26.126	1'42.799	271,4	14:25'40.772
19	30.434	22.695	23.203	26.053	**1'42.385**	267,3	14:27'23.157
20	30.588	22.866	24.872	34.645	1'52.971	273,4	14:29'16.128
21	30.882	22.595	23.234	26.377	1'43.088	271,4	14:30'59.216

26° 10 I. TÓTH (1'43.081)

Lap	Seg. 1	Seg. 2	Seg. 3	Seg. 4	Lap Time	km/h	Local Time
		24.491	24.877	27.737		234,3	13:31'59.542
1	31.131	23.185	28.938	30.440	1'53.694	268,0	13:33'53.236
2	30.773	22.708	23.488	**26.382**	1'43.351	262,1	13:35'36.587
3	30.811	23.144	23.754	27.263	1'44.972	269,3	13:37'21.559
4	32.238	23.217	23.945	30.411	1'49.811	259,0	13:39'11.370
5	30.860	23.119	23.564	26.549	1'44.092	**280.5**	13:40'55.462
6	30.730	22.616	23.421	26.545	1'43.312	275,5	13:42'38.774
7	32.396	26.450	25.864	31.372	1'56.082 P	242,2	13:44'34.856
8	10'11.091	26.601	33.098	36.241	11'47.031 P	243,8	13:56'21.887
9	31.461	28.813	34.389	28.861	2'03.524	268,7	13:58'25.411
10	31.436	23.264	23.873	27.460	1'46.033	266,7	14:00'11.444
11	31.163	22.844	27.740	29.006	1'50.753	273,4	14:02'02.197
12	30.927	22.827	24.418	26.823	1'44.995	276,2	14:03'47.192
13	30.882	22.822	23.612	26.540	1'43.856	272,0	14:05'31.048
14	32.748	25.138	26.591	31.732	1'56.209 P	249,4	14:07'27.257
15	13'09.132	25.174	24.085	27.532	14'25.923 P	244,9	14:21'53.180
16	30.935	23.634	24.049	26.997	1'45.615	276,2	14:23'38.795
17	31.991	29.991	31.715	30.462	2'04.159	255,3	14:25'42.954
18	30.705	22.879	23.397	26.463	1'43.444	268,0	14:27'26.398
19	**30.638**	**22.534**	23.598	38.415	1'55.185	279,8	14:29'21.583
20	30.648	22.704	**23.285**	26.444	**1'43.081**	274,1	14:31'04.664

P = Pits In/Out - C = Lap-Time Cancelled

These data/results cannot be reproduced, stored and/or transmitted in whole or in part by any manner of electronic, mechanical, photocopying, recording, broadcasting or otherwise now known or herein after developed without the previous express consent by the copyright owner, except for reproduction in daily press and regular printed publications on sale to the public within 60 days of the event related to those data/results and always provided that copyright symbol appears together as follows below.
© DORNA WSBK ORGANIZATION Srl 2016

PIRELLI
Official Tyre Supplier
TISSOT
SWISS WATCHES SINCE 1853
Official Timekeeper