

Magny-Cours 4.411 m

1 / 2

French Round, 30 September 1-2 October 2016

World Superbike - Results Free Practice 3rd Session

No.	Rider	Nat	Team	Bike	Time	Gap	Rel.	Laps	Speed	
									Avg	Max
1	66 T. SYKES	GBR	Kawasaki Racing Team	Kawasaki ZX-10R	1'55.257			5	137,776	255,9
2	1 J. REA	GBR	Kawasaki Racing Team	Kawasaki ZX-10R	1'55.442	0.185	0.185	7	137,555	257,1
3	34 D. GIUGLIANO	ITA	Aruba.it Racing - Ducati	Ducati Panigale R	1'56.739	1.482	1.297	6	136,027	247,1
4	15 A. DE ANGELIS	RSM	IodaRacing Team	Aprilia RSV4 RF	1'57.174	1.917	0.435	7	135,522	260,2
5	2 L. CAMIER	GBR	MV Agusta Reparto Corse	MV Agusta 1000 F4	1'57.412	2.155	0.238	7	135,247	249,4
6	50 S. GUINTOLI	FRA	Pata Yamaha Official WorldSBK Team	Yamaha YZF R1	1'57.551	2.294	0.139	7	135,087	246,6
7	69 N. HAYDEN	USA	Honda World Superbike Team	Honda CBR1000RR SP	1'58.170	2.913	0.619	7	134,379	246,6
8	94 M. LUSSIANA	FRA	Team ASPI	BMW S1000 RR	1'58.301	3.044	0.131	7	134,230	252,3
9	12 X. FORÉS	ESP	Barni Racing Team	Ducati Panigale R	1'58.424	3.167	0.123	7	134,091	250,0
10	60 M. VAN DER MARK	NED	Honda World Superbike Team	Honda CBR1000RR SP	1'58.596	3.339	0.172	7	133,897	234,8
11	7 C. DAVIES	GBR	Aruba.it Racing - Ducati	Ducati Panigale R	1'58.750	3.493	0.154	7	133,723	248,3
12	76 M. LAGRIVE	FRA	Pedercini Racing	Kawasaki ZX-10R	1'58.784	3.527	0.034	6	133,685	240,5
13	17 K. ABRAHAM	CZE	Milwaukee BMW	BMW S1000 RR	1'59.708	4.451	0.924	7	132,653	241,6
14	22 A. LOWES	GBR	Pata Yamaha Official WorldSBK Team	Yamaha YZF R1	2'00.213	4.956	0.505	6	132,096	243,2
15	32 L. SAVADORI	ITA	IodaRacing Team	Aprilia RSV4 RF	2'00.310	5.053	0.097	4	131,989	227,8
16	99 L. SCASSA	ITA	VFT Racing	Ducati Panigale R	2'00.869	5.612	0.559	7	131,379	254,1
17	81 J. TORRES	ESP	Althea BMW Racing Team	BMW S1000 RR	2'00.929	5.672	0.060	6	131,313	248,3
18	25 J. BROOKES	AUS	Milwaukee BMW	BMW S1000 RR	2'01.115	5.858	0.186	5	131,112	263,4
19	40 R. RAMOS	ESP	Team GoEleven	Kawasaki ZX-10R	2'01.267	6.010	0.152	7	130,947	251,2
20	21 M. REITERBERGER	GER	Althea BMW Racing Team	BMW S1000 RR	2'02.588	7.331	1.321	6	129,536	245,5
21	4 G. VIZZIELLO	ITA	Grillini Racing Team	Kawasaki ZX-10R	2'02.999	7.742	0.411	6	129,103	234,3
22	56 P. SEBESTYÉN	HUN	Team Tóth	Yamaha YZF R1	2'04.150	8.893	1.151	6	127,907	235,3
23	57 A. PLANCASSAGNE	FRA	3ART	Yamaha YZF R1	2'05.935	10.678	1.785	6	126,094	234,8
24	10 I. TÓTH	HUN	Team Tóth	Yamaha YZF R1	2'08.634	13.377	2.699	2	123,448	201,9
25	11 S. AL SULAITI	QAT	Pedercini Racing	Kawasaki ZX-10R	2'09.401	14.144	0.767	5	122,716	217,3
26	9 D. SCHMITTER	SUI	Grillini Racing Team	Kawasaki ZX-10R	2'15.664	20.407	6.263	4	117,051	222,2

AIR	Humidity:	91%	Temp:	15°C
TRACK	Condition:	Wet	Temp:	17°C

Lap Record	2014 T.Sykes	1'36.366	164,780	Km/h
Best Lap	2013 T.Sykes	1'37.932	162,150	Km/h

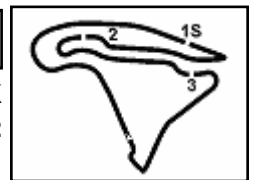
These data/results cannot be reproduced, stored and/or transmitted in whole or in part by any manner of electronic, mechanical, photocopying, recording, broadcasting or otherwise now known or herein after developed without the previous express consent by the copyright owner, except for reproduction in daily press and regular printed publications on sale to the public within 60 days of the event related to those data/results and always provided that copyright symbol appears together as follows below.

© DORNA WSBK ORGANIZATION Srl 2016

Start	End	The results are provisional until the end of the time limit for protests and appeals
01/10/2016 08:45	09:02	and the completion of the technical checks.

FCR PERDORA TIMING





French Round, 30 September 1-2 October 2016

World Superbike - Results Free Practice 3rd Session

Session Highlights

08.45.01		Start
08.46.13	Lussiana	Lap Cancelled - Exit Track Limits
08.46.21	van der Mark	Lap Cancelled - Exit Track Limits
08.46.22	Schmitter	Lap Cancelled - Exit Track Limits
08.48.19	Lussiana	Lap Cancelled - Exit Track Limits
08.54.37	Camier	Lap Cancelled - Exit Track Limits
09.00.44	Rea	Lap Cancelled - Exit Track Limits
09.02.25		End Of Session

Fastest Laps Sequence

No.	Rider	Nat	Team	Bike	Local Time	Time	Gap	Avg
1	J. REA	GBR	Kawasaki Racing Team	Kawasaki ZX-10R	08:49'13.056	1'58.702		133,777
1	J. REA	GBR	Kawasaki Racing Team	Kawasaki ZX-10R	08:51'09.924	1'56.868	-1.834	135,876
1	J. REA	GBR	Kawasaki Racing Team	Kawasaki ZX-10R	08:53'05.750	1'55.826	-1.042	137,099
1	J. REA	GBR	Kawasaki Racing Team	Kawasaki ZX-10R	08:55'01.192	1'55.442	-0.384	137,555
66	T. SYKES	GBR	Kawasaki Racing Team	Kawasaki ZX-10R	09:00'38.034	1'55.257	-0.185	137,776

These data/results cannot be reproduced, stored and/or transmitted in whole or in part by any manner of electronic, mechanical, photocopying, recording, broadcasting or otherwise now known or herein after developed without the previous express consent by the copyright owner, except for reproduction in daily press and regular printed publications on sale to the public within 60 days of the event related to those data/results and always provided that copyright symbol appears together as follows below.

© DORNA WSBK ORGANIZATION Srl 2016

Start	End	The results are provisional until the end of the time limit for protests and appeals
01/10/2016 08:45	09:02	and the completion of the technical checks.

French Round, 30 September 1-2 October 2016

World Superbike - Best Sector & Speed Free Practice 3rd Session

Magny-Cours 4.411 m

Best Lap

1	66 T. SYKES	Kawasaki ZX-10R	1'55.257
2	1 J. REA	Kawasaki ZX-10R	1'55.442
3	34 D. GIUGLIANO	Ducati Panigale R	1'56.739
4	15 A. DE ANGELIS	Aprilia RSV4 RF	1'57.174
5	2 L. CAMIER	MV Austa 1000 F4	1'57.412
6	50 S. GUINTOLI	Yamaha YZF R1	1'57.551
7	69 N. HAYDEN	Honda CBR1000RR SP	1'58.170
8	94 M. LUSSIANA	BMW S1000 RR	1'58.301
9	12 X. FORÉS	Ducati Panigale R	1'58.424
10	60 M. VAN DER MARK	Honda CBR1000RR SP	1'58.596
11	7 C. DAVIES	Ducati Panigale R	1'58.750
12	76 M. LAGRIVE	Kawasaki ZX-10R	1'58.784
13	17 K. ABRAHAM	BMW S1000 RR	1'59.708
14	22 A. LOWES	Yamaha YZF R1	2'00.213
15	32 L. SAVADORI	Aprilia RSV4 RF	2'00.310
16	99 L. SCASSA	Ducati Panigale R	2'00.869
17	81 J. TORRES	BMW S1000 RR	2'00.929
18	25 J. BROOKES	BMW S1000 RR	2'01.115
19	40 R. RAMOS	Kawasaki ZX-10R	2'01.267
20	21 M. REITERBERGER	BMW S1000 RR	2'02.588
21	4 G. VIZZIELLO	Kawasaki ZX-10R	2'02.999
22	56 P. SEBESTYÉN	Yamaha YZF R1	2'04.150
23	57 A. PLANCASSAGNE	Yamaha YZF R1	2'05.935
24	10 I. TÓTH	Yamaha YZF R1	2'08.634
25	11 S. AL SULAITI	Kawasaki ZX-10R	2'09.401
26	9 D. SCHMITTER	Kawasaki ZX-10R	2'15.664

Best Sector & Speed

1	25 J. BROOKES	BMW S1000 RR	263.4
2	15 A. DE ANGELIS	Aprilia RSV4 RF	260.2
3	1 J. REA	Kawasaki ZX-10R	257.1
4	66 T. SYKES	Kawasaki ZX-10R	255.9
5	99 L. SCASSA	Ducati Panigale R	254.1
6	94 M. LUSSIANA	BMW S1000 RR	252.3
7	40 R. RAMOS	Kawasaki ZX-10R	251.2
8	12 X. FORÉS	Ducati Panigale R	250.0
9	2 L. CAMIER	MV Austa 1000 F4	249.4
10	81 J. TORRES	BMW S1000 RR	248.3
11	7 C. DAVIES	Ducati Panigale R	248.3
12	34 D. GIUGLIANO	Ducati Panigale R	247.1
13	69 N. HAYDEN	Honda CBR1000RR SP	246.6
14	50 S. GUINTOLI	Yamaha YZF R1	246.6
15	21 M. REITERBERGER	BMW S1000 RR	245.5
16	22 A. LOWES	Yamaha YZF R1	243.2
17	17 K. ABRAHAM	BMW S1000 RR	241.6
18	76 M. LAGRIVE	Kawasaki ZX-10R	240.5
19	56 P. SEBESTYÉN	Yamaha YZF R1	235.3
20	57 A. PLANCASSAGNE	Yamaha YZF R1	234.8
21	60 M. VAN DER MARK	Honda CBR1000RR SP	234.8
22	4 G. VIZZIELLO	Kawasaki ZX-10R	234.3
23	32 L. SAVADORI	Aprilia RSV4 RF	227.8
24	9 D. SCHMITTER	Kawasaki ZX-10R	222.2
25	11 S. AL SULAITI	Kawasaki ZX-10R	217.3
26	10 I. TÓTH	Yamaha YZF R1	201.9

Seg. 1

1	1 J. REA	33.840
2	66 T. SYKES	33.971
3	15 A. DE ANGELIS	34.466
4	94 M. LUSSIANA	34.545
5	7 C. DAVIES	34.727
6	2 L. CAMIER	34.731
7	17 K. ABRAHAM	34.734
8	69 N. HAYDEN	34.802
9	34 D. GIUGLIANO	34.867
10	60 M. VAN DER MARK	34.916
11	50 S. GUINTOLI	34.962
12	12 X. FORÉS	35.061
13	40 R. RAMOS	35.277
14	76 M. LAGRIVE	35.281
15	22 A. LOWES	35.375
16	81 J. TORRES	35.499
17	99 L. SCASSA	35.661
18	25 J. BROOKES	35.952
19	21 M. REITERBERGE	36.000
20	32 L. SAVADORI	36.022
21	4 G. VIZZIELLO	36.132
22	56 P. SEBESTYÉN	36.187
23	57 A. PLANCASSAGN	36.814
24	11 S. AL SULAITI	37.782
25	10 I. TÓTH	37.852
26	9 D. SCHMITTER	38.729

Seg. 2

1	66 T. SYKES	25.277
2	34 D. GIUGLIANO	25.610
3	1 J. REA	25.645
4	69 N. HAYDEN	25.729
5	2 L. CAMIER	25.773
6	15 A. DE ANGELIS	25.785
7	76 M. LAGRIVE	25.990
8	50 S. GUINTOLI	26.000
9	12 X. FORÉS	26.088
10	60 M. VAN DER MARK	26.219
11	94 M. LUSSIANA	26.303
12	99 L. SCASSA	26.323
13	25 J. BROOKES	26.349
14	17 K. ABRAHAM	26.400
15	7 C. DAVIES	26.483
16	32 L. SAVADORI	26.601
17	81 J. TORRES	26.703
18	4 G. VIZZIELLO	26.705
19	40 R. RAMOS	26.827
20	21 M. REITERBERGE	27.160
21	22 A. LOWES	27.221
22	56 P. SEBESTYÉN	27.345
23	57 A. PLANCASSAGN	27.748
24	11 S. AL SULAITI	28.281
25	10 I. TÓTH	28.938
26	9 D. SCHMITTER	29.431

Seg. 3

1	1 J. REA	26.699
2	66 T. SYKES	26.902
3	7 C. DAVIES	26.963
4	50 S. GUINTOLI	27.036
5	15 A. DE ANGELIS	27.101
6	94 M. LUSSIANA	27.116
7	12 X. FORÉS	27.131
8	34 D. GIUGLIANO	27.140
9	69 N. HAYDEN	27.241
10	2 L. CAMIER	27.374
11	76 M. LAGRIVE	27.456
12	22 A. LOWES	27.582
13	32 L. SAVADORI	27.624
14	60 M. VAN DER MARK	27.641
15	17 K. ABRAHAM	27.763
16	99 L. SCASSA	27.861
17	81 J. TORRES	27.877
18	21 M. REITERBERGE	27.888
19	40 R. RAMOS	27.941
20	25 J. BROOKES	28.062
21	4 G. VIZZIELLO	28.178
22	56 P. SEBESTYÉN	28.550
23	57 A. PLANCASSAGN	29.010
24	10 I. TÓTH	29.944
25	11 S. AL SULAITI	30.427
26	9 D. SCHMITTER	32.366

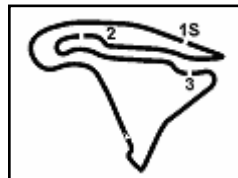
Seg. 4

1	1 J. REA	28.864
2	66 T. SYKES	28.943
3	34 D. GIUGLIANO	29.053
4	50 S. GUINTOLI	29.256
5	2 L. CAMIER	29.479
6	15 A. DE ANGELIS	29.672
7	12 X. FORÉS	29.719
8	60 M. VAN DER MARK	29.820
9	94 M. LUSSIANA	29.862
10	76 M. LAGRIVE	29.898
11	69 N. HAYDEN	29.973
12	7 C. DAVIES	30.020
13	22 A. LOWES	30.020
14	32 L. SAVADORI	30.063
15	40 R. RAMOS	30.439
16	17 K. ABRAHAM	30.535
17	25 J. BROOKES	30.752
18	81 J. TORRES	30.850
19	99 L. SCASSA	30.887
20	21 M. REITERBERGE	31.116
21	56 P. SEBESTYÉN	31.159
22	4 G. VIZZIELLO	31.734
23	10 I. TÓTH	31.900
24	57 A. PLANCASSAGN	32.363
25	11 S. AL SULAITI	32.911
26	9 D. SCHMITTER	33.939

01/10/2016

These data/results cannot be reproduced, stored and/or transmitted in whole or in part by any manner of electronic, mechanical, photocopying, recording, broadcasting or otherwise now known or herein after developed without the previous express consent by the copyright owner, except for reproduction in daily press and regular printed publications on sale to the public within 60 days of the event related to those data/results and always provided that copyright symbol appears together as follows below.

© DORNA WSBK ORGANIZATION Srl 2016



Magny-Cours 4.411 m

1 / 1

French Round, 30 September 1-2 October 2016 World Superbike - Ideal Times Free Practice 3rd Session

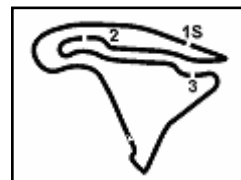
No.	Rider	Nat	Bike	Seg. 1	Seg. 2	Seg. 3	Seg. 4	Ideal Time		
				Diff. 1	Diff. 2	Diff. 3	Diff. 4	Best Lap	Pos.	Diff.
1	1 J. REA	GBR	Kawasaki ZX-10R	33.840 0.394	25.645	26.699	28.864	1'55.048 1'55.442	2	0.394
2	66 T. SYKES	GBR	Kawasaki ZX-10R	33.971 0.164	25.277	26.902	28.943	1'55.093 1'55.257	1	0.164
3	34 D. GIUGLIANO	ITA	Ducati Panigale R	34.867	25.610	27.140 0.069	29.053	1'56.670 1'56.739	3	0.069
4	15 A. DE ANGELIS	RSM	Aprilia RSV4 RF	34.466 0.038	25.785	27.101	29.672 0.112	1'57.024 1'57.174	4	0.150
5	50 S. GUINTOLI	FRA	Yamaha YZF R1	34.962	26.000 0.277	27.036	29.256 0.020	1'57.254 1'57.551	6	0.297
6	2 L. CAMIER	GBR	MV Agusta 1000 F4	34.731 0.024	25.773	27.374 0.031	29.479	1'57.357 1'57.412	5	0.055
7	69 N. HAYDEN	USA	Honda CBR1000RR SP	34.802 0.425	25.729	27.241	29.973	1'57.745 1'58.170	7	0.425
8	94 M. LUSSIANA	FRA	BMW S1000 RR	34.545 0.286	26.303 0.097	27.116	29.862 0.092	1'57.826 1'58.301	8	0.475
9	12 X. FORÉS	ESP	Ducati Panigale R	35.061 0.171	26.088 0.254	27.131	29.719	1'57.999 1'58.424	9	0.425
10	7 C. DAVIES	GBR	Ducati Panigale R	34.727 0.232	26.483 0.245	26.963	30.020 0.080	1'58.193 1'58.750	11	0.557
11	60 M. VAN DER MARK	NED	Honda CBR1000RR SP	34.916	26.219	27.641	29.820	1'58.596 1'58.596	10	0.000
12	76 M. LAGRIVE	FRA	Kawasaki ZX-10R	35.281	25.990 0.159	27.456	29.898	1'58.625 1'58.784	12	0.159
13	17 K. ABRAHAM	CZE	BMW S1000 RR	34.734	26.400 0.276	27.763	30.535	1'59.432 1'59.708	13	0.276
14	22 A. LOWES	GBR	Yamaha YZF R1	35.375	27.221 0.015	27.582	30.020	2'00.198 2'00.213	14	0.015
15	32 L. SAVADORI	ITA	Aprilia RSV4 RF	36.022	26.601	27.624	30.063	2'00.310 2'00.310	15	0.000
16	40 R. RAMOS	ESP	Kawasaki ZX-10R	35.277 0.232	26.827 0.537	27.941	30.439 0.014	2'00.484 2'01.267	19	0.783
17	99 L. SCASSA	ITA	Ducati Panigale R	35.661	26.323	27.861 0.040	30.887 0.097	2'00.732 2'00.869	16	0.137
18	81 J. TORRES	ESP	BMW S1000 RR	35.499	26.703	27.877	30.850	2'00.929 2'00.929	17	0.000
19	25 J. BROOKES	AUS	BMW S1000 RR	35.952	26.349	28.062	30.752	2'01.115 2'01.115	18	0.000
20	21 M. REITERBERGER	GER	BMW S1000 RR	36.000 0.212	27.160 0.212	27.888	31.116	2'02.164 2'02.588	20	0.424
21	4 G. VIZZIELLO	ITA	Kawasaki ZX-10R	36.132	26.705 0.204	28.178	31.734 0.046	2'02.749 2'02.999	21	0.250
22	56 P. SEBESTYÉN	HUN	Yamaha YZF R1	36.187	27.345 0.909	28.550	31.159	2'03.241 2'04.150	22	0.909
23	57 A. PLANCASSAGNE	FRA	Yamaha YZF R1	36.814	27.748	29.010	32.363	2'05.935 2'05.935	23	0.000
24	10 I. TÓTH	HUN	Yamaha YZF R1	37.852	28.938	29.944	31.900	2'08.634 2'08.634	24	0.000
25	11 S. AL SULAITI	QAT	Kawasaki ZX-10R	37.782	28.281	30.427	32.911	2'09.401 2'09.401	25	0.000
26	9 D. SCHMITTER	SUI	Kawasaki ZX-10R	38.729	29.431	32.366 0.313	33.939 0.886	2'14.465 2'15.664	26	1.199
Overall Ideal Time				33.840	25.277	26.699	28.864	1'54.680		

01/10/2016

These data/results cannot be reproduced, stored and/or transmitted in whole or in part by any manner of electronic, mechanical, photocopying, recording, broadcasting or otherwise now known or herein after developed without the previous express consent by the copyright owner, except for reproduction in daily press and regular printed publications on sale to the public within 60 days of the event related to those data/results and always provided that copyright symbol appears together as follows below.
© DORNA WSBK ORGANIZATION Srl 2016

PIRELLI PERGOIA TUNING





French Round, 30 September 1-2 October 2016 World Superbike - Chronological Analysis Free Practice 3rd Session

Magny-Cours 4.411 m

1 / 2

1° 66 T. SYKES (1'55.257)

Lap	Seq. 1	Seq. 2	Seq. 3	Seq. 4	Lap Time	km/h	Local Time
		28.541	29.464	31.662		194.6	8:50'54.940
1	35.671	26.325	28.039	29.494	1'59.529	231.3	8:52'54.469
2	34.466	25.707	27.193	29.230	1'56.596	248.3	8:54'51.065
3	33.971	25.441	27.050	29.250	1'55.712	253.5	8:56'46.777
4	34.353	25.500	27.196	28.951	1'56.000	255.9	8:58'42.777
5	34.135	25.277	26.902	28.943	1'55.257	252.3	9:00'38.034

2° 1 J. REA (1'55.442)

Lap	Seq. 1	Seq. 2	Seq. 3	Seq. 4	Lap Time	km/h	Local Time
		29.269	29.518	31.838		204.9	8:47'14.354
1	35.211	26.371	27.417	29.703	1'58.702	241.6	8:49'13.056
2	34.548	25.988	27.178	29.154	1'56.868	243.8	8:51'09.924
3	33.944	25.770	26.984	29.128	1'55.826	257.1	8:53'05.750
4	34.234	25.645	26.699	28.864	1'55.442	250.6	8:55'01.192
5	36.092	27.597	27.527	35.597	2'06.813 P	237.4	8:57'08.005
6	1'09.940	26.798	27.476	31.225	2'35.439 P	255.9	8:59'43.444
7	33.840	25.393	28.140	30.422	1'57.795 C	250.0	9:01'41.239

3° 34 D. GIUGLIANO (1'56.739)

Lap	Seq. 1	Seq. 2	Seq. 3	Seq. 4	Lap Time	km/h	Local Time
		29.132	29.935	31.876		192.5	8:47'16.072
1	36.119	26.532	27.923	30.833	2'01.407	227.8	8:49'17.479
2	35.360	26.218	27.705	30.018	1'59.301	238.4	8:51'16.780
3	35.210	26.084	27.526	29.741	1'58.561	242.2	8:53'15.341
4	34.964	25.698	27.140	29.295	1'57.097	243.8	8:55'12.438
5	34.867	25.610	27.209	29.053	1'56.739	247.1	8:57'09.177
6	40.867	32.245	29.962	36.096	2'19.170 P	190.8	8:59'28.347

4° 15 A. DE ANGELIS (1'57.174)

Lap	Seq. 1	Seq. 2	Seq. 3	Seq. 4	Lap Time	km/h	Local Time
		29.693	30.685	33.104		184.0	8:47'18.452
1	36.217	27.845	28.460	31.200	2'03.722	204.9	8:49'22.174
2	35.616	26.526	27.935	31.018	2'01.095	234.8	8:51'23.269
3	35.284	26.097	27.710	30.274	1'59.365	238.9	8:53'22.634
4	34.969	26.110	27.279	29.854	1'58.212	234.3	8:55'20.846
5	34.466	26.014	27.161	29.672	1'57.313	260.2	8:57'18.159
6	34.527	26.401	27.373	30.545	1'58.846	224.5	8:59'17.005
7	34.504	25.785	27.101	29.784	1'57.174	236.3	9:01'14.179

5° 2 L. CAMIER (1'57.412)

Lap	Seq. 1	Seq. 2	Seq. 3	Seq. 4	Lap Time	km/h	Local Time
		29.349	31.038	32.884		201.1	8:47'27.223
1	36.914	26.875	28.991	30.664	2'03.444	237.9	8:49'30.667
2	35.392	27.064	28.728	30.879	2'02.063	239.5	8:51'32.730
3	34.991	26.154	27.600	29.652	1'58.397	238.9	8:53'31.127
4	36.623	28.414	28.834	34.929	2'08.800 C	231.8	8:55'39.927
5	34.766	26.320	27.374	29.511	1'57.971	248.3	8:57'37.898
6	34.731	26.311	27.797	29.553	1'58.392	242.7	8:59'36.290
7	34.755	25.773	27.405	29.479	1'57.412	249.4	9:01'33.702

6° 50 S. GUINTOLI (1'57.551)

Lap	Seq. 1	Seq. 2	Seq. 3	Seq. 4	Lap Time	km/h	Local Time
		30.785	31.189	32.662		190.5	8:47'21.113
1	37.261	28.302	29.693	32.107	2'07.363	217.7	8:49'28.476
2	36.482	27.289	28.511	30.881	2'03.163	231.3	8:51'31.639
3	35.872	26.737	27.665	29.454	1'59.728	237.9	8:53'31.367
4	35.234	26.104	27.349	30.269	1'58.956	246.6	8:55'30.323
5	37.196	26.840	27.195	29.459	2'00.690	230.3	8:57'31.013
6	34.962	26.277	27.036	29.276	1'57.551	242.7	8:59'28.564
7	35.580	26.000	27.050	29.256	1'57.886	240.5	9:01'26.450

7° 69 N. HAYDEN (1'58.170)

Lap	Seq. 1	Seq. 2	Seq. 3	Seq. 4	Lap Time	km/h	Local Time
		31.378	31.839	34.773		182.4	8:47'28.257
1	37.974	27.363	29.428	32.194	2'06.959	224.5	8:49'35.216
2	36.781	27.038	28.564	31.493	2'03.876	235.8	8:51'39.092
3	35.889	26.733	28.195	30.812	2'01.629	229.8	8:53'40.721
4	35.966	26.387	27.816	30.681	2'00.850	237.4	8:55'41.571
5	35.227	25.729	27.241	29.973	1'58.170	241.6	8:57'39.741
6	35.014	26.327	27.789	31.054	2'00.184	240.0	8:59'39.925

7 34.802 25.756 27.654 30.239 1'58.451 246.6 9:01'38.376

8° 94 M. LUSSIANA (1'58.301)

Lap	Seq. 1	Seq. 2	Seq. 3	Seq. 4	Lap Time	km/h	Local Time
		28.875	31.265	31.760		221.8	8:47'14.858
1	36.265	26.596	28.620	31.429	2'02.910 C	236.8	8:49'17.768
2	35.664	26.863	27.832	30.540	2'00.899	240.0	8:51'18.667
3	35.479	26.644	27.314	30.500	1'59.937	236.8	8:53'18.604
4	34.988	26.417	27.428	30.161	1'58.994	248.3	8:55'17.598
5	34.935	29.306	27.492	29.862	2'01.595	252.3	8:57'19.193
6	34.831	26.400	27.116	29.954	1'58.301	236.8	8:59'17.494
7	34.545	26.303	27.346	30.241	1'58.435	246.0	9:01'15.929

9° 12 X. FORÉS (1'58.424)

Lap	Seq. 1	Seq. 2	Seq. 3	Seq. 4	Lap Time	km/h	Local Time
		29.694	30.321	33.300		190.8	8:47'16.669
1	36.625	27.245	28.248	30.709	2'02.827	210.9	8:49'19.496
2	35.458	26.797	27.953	30.209	2'00.417	222.7	8:51'19.913
3	35.327	26.585	27.379	29.996	1'59.287	221.8	8:53'19.200
4	35.157	26.978	27.394	29.949	1'59.478	218.2	8:55'18.678
5	35.061	26.088	27.384	29.915	1'58.448	238.9	8:57'17.126
6	35.232	26.342	27.131	29.719	1'58.424	232.8	8:59'15.550
7	35.291	26.094	36.208	37.666	2'15.259 P	250.0	9:01'30.809

10° 60 M. VAN DER MARK (1'58.596)

Lap	Seq. 1	Seq. 2	Seq. 3	Seq. 4	Lap Time	km/h	Local Time
		29.424	30.922	32.492		188.5	8:47'22.772
1	36.750	28.135	29.163	32.224	2'06.272	212.2	8:49'29.044
2	36.282	27.603	28.823	31.556	2'04.264	229.8	8:51'33.308
3	35.560	27.672	28.419	30.818	2'02.469	225.0	8:53'35.777
4	35.626	26.943	28.129	30.307	2'01.005	229.3	8:55'36.782
5	35.296	26.990	27.898	30.172	2'00.356	229.8	8:57'37.138
6	34.916	26.787	28.158	29.983	1'59.844	233.3	8:59'36.982
7	34.916	26.219	27.641	29.820	1'58.596	234.8	9:01'35.578

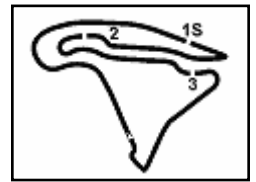
11° 7 C. DAVIES (1'58.750)

Lap	Seq. 1	Seq. 2	Seq. 3	Seq. 4	Lap Time	km/h	Local Time
		30.643	29.812	33.204		181.2	8:47'53.383
1	36.752	28.083	28.886	31.713	2'05.434	216.9	8:49'58.817
2	37.038	27.170	28.337	31.034	2'03.579	226.9	8:52'02.396
3	35.470	26.850	27.620	30.468	2'00.408	232.8	8:54'02.804
4	35.214	26.483	27.108	30.020	1'58.825	247.1	8:56'01.629
5	34.959	26.728	26.963	30.100	1'58.750	241.6	8:58'00.379
6	34.903	26.596	27.344	30.038	1'58.881	236.3	8:59'59.260
7	34.727	32.886	27.844	30.310	2'05.767	248.3	9:02'05.027

12° 76 M. LAGRIVE (1'58.784)

Lap	Seq. 1	Seq. 2	Seq. 3	Seq. 4	Lap Time	km/h	Local Time
		30.665	31.198	33.391		188.5	8:47'31.690
1	37.967	28.109	29.071	30.820	2'05.967	205.7	8:49'37.657
2	36.215	27.014	28.273	32.432	2'03.934 P	218.2	8:51'41.591
3	1'46.025	28.223	28.153	30.223	3'12.624 P	221.3	8:54'54.215
4	35.703	26.457	27.858	30.130	2'00.148	229.8	8:56'54.363
5	35.344	25.990	27.462	30.158	1'58.954	235.8	8:58'53.317
6	35.281	26.149	27.456	29.898	1'58.784	240.5	9:00'52.101

13° 17 K. ABRAHAM (1'59.708)



French Round, 30 September 1-2 October 2016 World Superbike - Chronological Analysis Free Practice 3rd Session

Magny-Cours 4.411 m

2 / 2

4	36.203	27.378	28.507	30.918	2'03.006	237.9	8:56'31.182
5	35.375	27.236	27.582	30.020	2'00.213	230.3	8:58'31.395
6	35.438	27.221	27.779	30.428	2'00.866	243.2	9:00'32.261

15° 32 L. SAVADORI (2'00.310)							
Lap	Seq. 1	Seq. 2	Seq. 3	Seq. 4	Lap Time	km/h	Local Time
		29.947	30.841	33.053		186.9	8:47'26.836
1	37.716	27.680	28.665	31.205	2'05.266	207.3	8:49'32.102
2	36.874	27.729	28.421	33.538	2'06.562 P	217.3	8:51'38.664
3	5'13.787	27.026	28.259	30.843	6'39.915 P	217.7	8:58'18.579
4	36.022	26.601	27.624	30.063	2'00.310	227.8	9:00'18.889

16° 99 L. SCASSA (2'00.869)							
Lap	Seq. 1	Seq. 2	Seq. 3	Seq. 4	Lap Time	km/h	Local Time
		30.536	32.660	35.810		190.1	8:47'33.422
1	38.095	28.189	30.019	33.258	2'09.561	225.9	8:49'42.983
2	36.834	27.363	28.331	31.658	2'04.186	241.1	8:51'47.169
3	37.799	26.868	28.202	31.312	2'04.181	236.8	8:53'51.350
4	35.834	27.574	27.861	31.208	2'02.477	236.3	8:55'53.827
5	35.661	26.323	27.901	30.984	2'00.869	254.1	8:57'54.696
6	36.177	26.498	28.295	30.887	2'01.857	242.7	8:59'56.553
7	36.061	26.539	28.011	31.067	2'01.678	237.9	9:01'58.231

17° 81 J. TORRES (2'00.929)							
Lap	Seq. 1	Seq. 2	Seq. 3	Seq. 4	Lap Time	km/h	Local Time
		32.455	32.822	39.663		194.6	8:48'04.138
1	39.677	29.351	30.566	33.939	2'13.533	202.6	8:50'17.671
2	37.661	28.073	29.845	33.048	2'08.627	232.8	8:52'26.298
3	36.444	27.273	28.842	31.982	2'04.541	233.3	8:54'30.839
4	35.881	26.883	28.568	31.265	2'02.597	248.3	8:56'33.436
5	35.842	26.866	28.044	30.884	2'01.636	246.6	8:58'35.072
6	35.499	26.703	27.877	30.850	2'00.929	240.0	9:00'36.001

18° 25 J. BROOKES (2'01.115)							
Lap	Seq. 1	Seq. 2	Seq. 3	Seq. 4	Lap Time	km/h	Local Time
		30.037	30.697	34.061		204.2	8:47'18.204
1	38.119	28.920	30.618	32.975	2'10.632	198.5	8:49'28.836
2	36.876	28.338	29.718	35.400	2'10.332 P	215.6	8:51'39.168
3	3'03.802	27.327	29.571	32.923	4'33.623 P	246.0	8:56'12.791
4	36.568	26.549	29.149	31.454	2'03.720	255.9	8:58'16.511
5	35.952	26.349	28.062	30.752	2'01.115	263.4	9:00'17.626

19° 40 R. RAMOS (2'01.267)							
Lap	Seq. 1	Seq. 2	Seq. 3	Seq. 4	Lap Time	km/h	Local Time
		29.887	31.642	33.184		200.4	8:47'18.934
1	37.016	28.606	29.776	31.643	2'07.041	207.7	8:49'25.975
2	36.289	28.553	29.675	32.586	2'07.103	228.3	8:51'33.078
3	35.679	27.351	28.666	30.607	2'02.303	239.5	8:53'35.381
4	35.754	27.385	28.381	30.439	2'01.959	226.4	8:55'37.340
5	35.509	27.364	27.941	30.453	2'01.267	234.8	8:57'38.607
6	35.458	26.981	28.202	30.984	2'01.625	242.2	8:59'40.232
7	35.277	26.827	29.140	31.269	2'02.513	251.2	9:01'42.745

20° 21 M. REITERBERGER (2'02.588)							
Lap	Seq. 1	Seq. 2	Seq. 3	Seq. 4	Lap Time	km/h	Local Time
		31.587	31.416	34.400		178.8	8:47'25.780
1	38.293	29.034	29.796	32.899	2'10.022	219.1	8:49'35.802
2	36.853	27.930	29.192	31.729	2'05.704	219.1	8:51'41.506
3	36.083	30.977	29.257	31.767	2'08.084	245.5	8:53'49.590
4	36.000	27.831	28.736	31.289	2'03.856	223.6	8:55'53.446
5	36.427	27.160	28.394	32.242	2'04.223	220.9	8:57'57.669
6	36.212	27.372	27.888	31.116	2'02.588	228.3	9:00'00.257

21° 4 G. VIZZIELLO (2'02.999)							
Lap	Seq. 1	Seq. 2	Seq. 3	Seq. 4	Lap Time	km/h	Local Time
		29.428	34.002	34.315		210.9	8:47'20.289
1	37.793	28.132	29.734	32.403	2'08.062	219.1	8:49'28.351
2	37.112	28.011	28.772	31.734	2'05.629	214.7	8:51'33.980
3	36.132	26.909	28.178	31.780	2'02.999	234.3	8:53'36.979
4	42.515	30.845	33.705	38.247	2'25.312 P	191.8	8:56'02.291
5	1'48.432	31.253	29.938	36.105	3'25.728 P	199.3	8:59'28.019
6	36.575	26.705	28.712	32.441	2'04.433	225.9	9:01'32.452

P = Pits In/Out - C = Lap-Time Cancelled

These data/results cannot be reproduced, stored and/or transmitted in whole or in part by any manner of electronic, mechanical, photocopying, recording, broadcasting or otherwise now known or herein after developed without the previous express consent by the copyright owner, except for reproduction in daily press and regular printed publications on sale to the public within 60 days of the event related to those data/results and always provided that copyright symbol appears together as follows below.

© DORNA WSBK ORGANIZATION Srl 2016

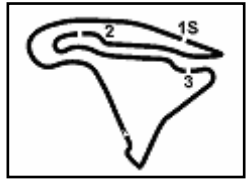
22° 56 P. SEBESTYÉN (2'04.150)							
Lap	Seq. 1	Seq. 2	Seq. 3	Seq. 4	Lap Time	km/h	Local Time
		31.596	33.927	37.737		177.3	8:47'41.082
1	40.790	30.307	31.428	34.970	2'17.495	197.4	8:49'58.577
2	38.167	29.573	31.291	33.732	2'12.763	205.3	8:52'11.340
3	37.859	28.196	29.495	32.455	2'08.005	211.4	8:54'19.345
4	36.863	27.590	29.562	32.038	2'06.053	229.8	8:56'25.398
5	36.751	27.345	29.264	31.411	2'04.771	235.3	8:58'30.169
6	36.187	28.254	28.550	31.159	2'04.150	228.3	9:00'34.319

23° 57 A. PLANCASSAGNE (2'05.935)							
Lap	Seq. 1	Seq. 2	Seq. 3	Seq. 4	Lap Time	km/h	Local Time
		32.920	34.743	36.535		196.7	8:48'06.482
1	39.825	30.165	31.346	34.527	2'15.863	205.3	8:50'22.345
2	38.676	29.254	31.093	33.828	2'12.851	221.8	8:52'35.196
3	37.729	28.516	29.858	33.125	2'09.228	226.9	8:54'44.424
4	37.249	28.390	29.866	32.855	2'08.360	230.3	8:56'52.784
5	37.233	27.814	29.010	32.487	2'06.544	221.3	8:58'59.328
6	36.814	27.748	29.010	32.363	2'05.935	234.8	9:01'05.263

24° 10 I. TÓTH (2'08.634)							
Lap	Seq. 1	Seq. 2	Seq. 3	Seq. 4	Lap Time	km/h	Local Time
		34.165	35.837	40.156		183.7	8:55'43.027
1	40.237	29.817	33.508	34.878	2'18.440	191.5	8:58'01.467
2	37.852	28.938	29.944	31.900	2'08.634	201.9	9:00'10.101

25° 11 S. AL SULAITI (2'09.401)							
Lap	Seq. 1	Seq. 2	Seq. 3	Seq. 4	Lap Time	km/h	Local Time
		32.187	33.953	39.972		188.5	8:47'42.268
1	40.109	28.841	31.748	34.653	2'15.351	213.0	8:49'57.619
2	38.770	29.684	30.950	33.937	2'13.341	213.4	8:52'10.960
3	40.145	29.997	32.791	38.107	2'21.040 P	188.2	8:54'32.000
4	2'00.352	29.202	32.136	33.682	3'35.372 P	190.8	8:58'07.372
5	37.782	28.281	30.427	32.911	2'09.401	217.3	9:00'16.773

26° 9 D. SCHMITTER (2'15.664)							
Lap	Seq. 1	Seq. 2	Seq. 3	Seq. 4	Lap Time	km/h	Local Time
		33.804	36.067	36.770		181.2	8:47'34.140
1	40.743	31.138	33.725	35.531	2'21.137	213.0	8:49'55.277
2	40.552	30.166	32.366	33.939	2'17.023	208.9	8:52'12.300
3	38.729	29.431	32.679	34.825	2'15.664	213.4	8:54'27.964
4	39.418	29.769	33.188	41.398	2'23.773 P	222.2	8:56'51.737




Magny-Cours 4.411 m

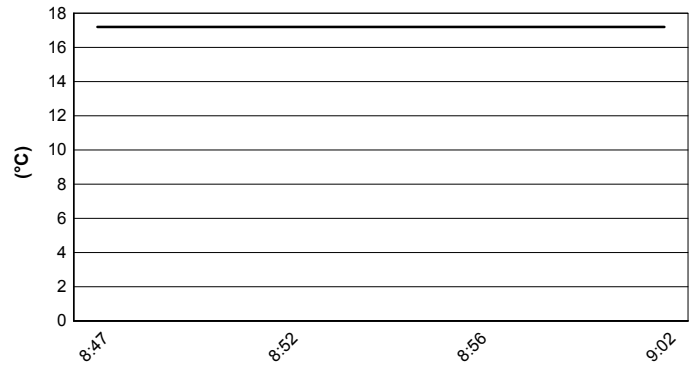
French Round, 30 September 1-2 October 2016 World Superbike - Weather Report Free Practice 3rd Session

Session started 8:45 Session ended 9:02


Air Temperature



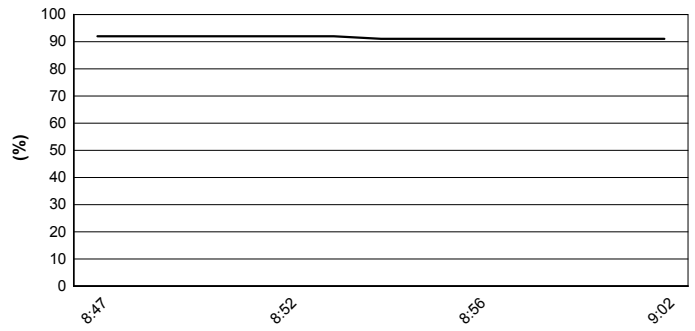
Track Temperature



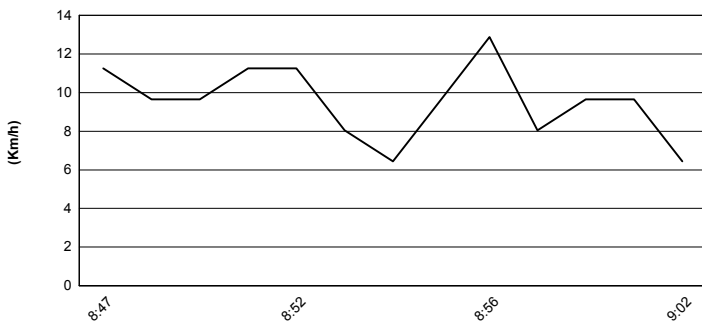
Air Pressure



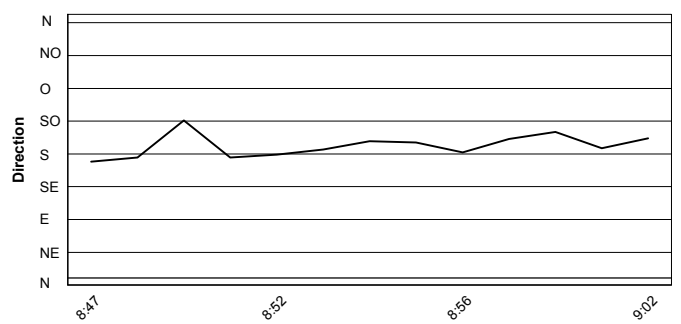
Humidity



Wind Speed



Wind Direction



These data/results cannot be reproduced, stored and/or transmitted in whole or in part by any manner of electronic, mechanical, photocopying, recording, broadcasting or otherwise now known or herein after developed without the previous express consent by the copyright owner, except for reproduction in daily press and regular printed publications on sale to the public within 60 days of the event related to those data/results and always provided that copyright symbol appears together as follows below.
© DORNA WSBK ORGANIZATION Srl 2016