SUPERSPORT FIM WORLD CHAMPIONSHIP

13

WorldSSP

102/12

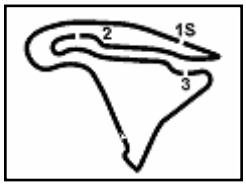

French Round, 30 September 1-2 October 2016

World Supersport - Chronological Analysis Free Practice 2nd Session

Magny-Cours 4.411 m

1° 1 K. SOFUOGLU (1'41.507)

Lap	Seg. 1	Seg. 2	Seg. 3	Seg. 4	Lap Time	km/h	Local Time
		24.960	24.120	26.414		220,9	14:48'30.586
1	31.157	22.481	23.166	25.955	1'42.759	255.3	14:50'13.345
2	31.121	22.504	22.795	25.991	1'42.411	255.9	14:51'55.756
3	30.947	23.401	22.790	28.009	1'45.147	259.0	14:53'40.903
4	31.065	22.497	22.911	25.819	1'42.292	255.9	14:55'23.195
5	31.048	22.452	23.789	33.867	1'51.156 P	258,4	14:57'14.351
6	6'54.357	23.185	23.080	26.109	8'06.731 P	233,3	15:05'21.082
7	30.775	22.840	**22.583**	26.574	1'42.772	**259.6**	15:07'03.854
8	**30.597**	22.249	22.750	25.911	**1'41.507**	**259.6**	15:08'45.361
9	31.067	22.410	23.539	26.216	1'43.232	256,5	15:10'28.593
10	31.000	22.601	22.950	26.113	1'42.664	254,7	15:12'11.257
11	30.998	22.477	22.880	26.177	1'42.532	255,3	15:13'53.789
12	31.263	22.568	23.032	26.124	1'42.987	254,1	15:15'36.776
13	31.041	22.517	31.391	27.196	1'52.145	255,3	15:17'28.921
14	31.022	22.628	23.079	26.216	1'42.945	254,7	15:19'11.866
15	31.190	22.452	23.074	26.135	1'42.851	255,9	15:20'54.717
16	31.568	22.603	22.985	28.715	1'45.871 P	253,5	15:22'40.588
17	11'01.078	23.327	23.594	26.565	12'14.564 P	246.6	15:34'55.152
18	30.991	22.327	22.726	25.997	1'42.041	252.3	15:36'37.193
19	32.869	32.419	27.765	33.688	2'06.741 C	178.8	15:38'43.934
20	4'49.609	22.624	23.284	26.429	6'01.946 P	248.8	15:44'45.880
21	31.015	22.244	22.725	**25.735**	1'41.719	251,7	15:46'27.599
22	30.870	**22.173**	22.730	25.856	1'41.629	252,9	15:48'09.228
23	31.032	22.251	22.906	25.875	1'42.064	253,5	15:49'51.292
24	39.073	36.674	27.592	32.826	2'16.165 P	178,2	15:52'07.457

2° 21 R. KRUMMENACHER (1'41.889)

Lap	Seg. 1	Seg. 2	Seg. 3	Seg. 4	Lap Time	km/h	Local Time
		24.993	24.936	32.513		234.3	14:48'29.159
1	31.788	23.052	23.764	26.099	1'44.703	250.0	14:50'13.862
2	30.990	22.418	22.836	25.944	1'42.188	257,8	14:51'56.050
3	**30.907**	22.361	22.902	**25.745**	1'41.915	**260.2**	14:53'37.965
4	30.930	23.557	25.853	25.797	1'46.137	258,4	14:55'24.102
5	31.139	22.317	23.269	26.194	1'42.919	257,1	14:57'07.021
6	31.061	22.377	23.363	30.104	1'46.905	259,0	14:58'53.926
7	31.121	22.455	23.157	26.076	1'42.809	254,7	15:00'36.735
8	31.323	22.356	23.112	25.878	1'42.669	254,1	15:02'19.404
9	32.548	23.633	24.236	31.112	1'51.529 P	248,8	15:04'10.933
10	6'42.588	22.814	23.342	26.270	7'55.014 P	248,8	15:12'05.947
11	31.347	22.428	23.059	26.206	1'43.040	252,3	15:13'48.987
12	31.345	22.449	23.267	36.173	1'53.234 P	252,9	15:15'42.221
13	4'58.197	25.496	23.751	26.421	6'13.865 P	243,8	15:21'56.086
14	31.335	22.326	23.108	26.345	1'43.114	251.2	15:23'39.200
15	31.932	30.858	23.632	29.641	1'56.063 P	250.6	15:25'35.263
16	5'00.835	23.921	23.726	26.077	6'14.559 P	240.0	15:31'49.822
17	31.333	22.361	23.179	25.791	1'42.664	251.2	15:33'32.486
18	31.160	22.267	22.927	25.766	1'42.120	251,7	15:35'14.606
19	32.805	28.789	26.742	33.958	2'02.294 C	228,3	15:37'16.900
20	7'21.595	23.273	23.436	25.973	8'34.277 P	249,4	15:45'51.177
21	31.078	**22.264**	22.890	25.816	1'42.048	252,3	15:47'33.225
22	30.920	22.266	**22.804**	25.899	**1'41.889**	253,5	15:49'15.114
23	31.112	22.494	23.531	28.026	1'45.163	256,5	15:51'00.277
24	31.071	22.434	23.174	25.953	1'42.632	251,2	15:52'42.909

3° 55 I. MIKHALCHIK (1'41.916)

Lap	Seg. 1	Seg. 2	Seg. 3	Seg. 4	Lap Time	km/h	Local Time
		25.291	30.288	30.390		226,9	14:48'08.425
1	32.333	23.406	25.182	30.433	1'51.354	244,3	14:49'59.779
2	32.576	25.292	24.843	26.487	1'49.198	248,3	14:51'48.977
3	31.416	23.475	23.298	27.201	1'45.390	252,9	14:53'34.367
4	31.262	22.361	23.158	26.021	1'42.802	254,7	14:55'17.169
5	31.308	22.622	23.533	26.016	1'43.479	256,5	14:57'00.648
6	39.204	27.273	26.025	30.286	2'02.788 P	197,8	14:59'03.436
7	8'17.698	28.832	27.117	29.508	9'43.155 P	245,5	15:08'46.591
8	31.331	22.453	22.893	25.992	1'42.669	255,9	15:10'29.260
9	**31.016**	23.872	23.030	26.041	1'43.959	**259.0**	15:12'13.219
10	31.330	22.715	22.922	26.079	1'43.046	254,1	15:13'56.265
11	31.407	22.443	23.122	26.041	1'43.013	254,1	15:15'39.278
12	31.329	22.406	23.032	25.870	1'42.637	252,3	15:17'21.915
13	31.414	22.647	23.280	30.212	1'47.553 P	251,7	15:19'09.468
14	7'24.126	26.094	26.663	31.645	8'48.528 P	231,3	15:27'57.996
15	31.615	22.921	23.174	26.249	1'43.959	253,5	15:29'41.955
16	31.477	22.430	23.392	26.154	1'43.453	251,7	15:31'25.408
17	31.557	22.790	23.350	28.958	1'46.655 P	254,1	15:33'12.063
18	4'05.142	26.918	27.638	33.748	5'33.446 C	202,2	15:38'45.509
19	4'48.456	23.065	23.413	26.234	6'01.168 P	252,9	15:44'46.677
20	31.101	22.556	22.954	26.328	1'42.939	253,5	15:46'29.616
21	31.248	22.303	23.075	25.848	1'42.474	252,3	15:48'12.090
22	31.174	**22.205**	**22.855**	**25.682**	**1'41.916**	250,6	15:49'54.006
23	31.390	22.727	23.398	26.199	1'43.714	248,8	15:51'37.720

4° 86 A. BADOVINI (1'41.923)

Lap	Seg. 1	Seg. 2	Seg. 3	Seg. 4	Lap Time	km/h	Local Time
		25.084	24.328	27.635		214,3	14:49'16.765
1	31.754	22.804	25.314	28.129	1'48.001 C	253,5	14:51'04.766
2	31.522	22.642	23.016	25.893	1'43.073	253,5	14:52'47.839
3	31.372	22.462	22.990	25.714	1'42.538	254,7	14:54'30.377
4	31.255	22.434	23.054	25.955	1'42.698	**255.9**	14:56'13.075
5	33.002	25.517	24.969	31.428	1'54.916 P	239,5	14:58'07.991
6	9'40.427	23.557	23.735	26.504	10'54.223 P	245,5	15:09'02.214
7	31.633	25.330	23.743	26.400	1'47.106	254,7	15:10'49.320
8	31.553	22.666	23.243	26.347	1'43.809	254.7	15:12'33.129
9	31.261	22.731	23.046	25.977	1'43.015	**255.9**	15:14'16.144
10	31.253	22.487	23.084	25.972	1'42.796	255,3	15:15'58.940
11	32.574	25.497	23.937	29.545	1'51.553 P	247.7	15:17'50.493
12	16'15.470	27.914	25.030	30.568	17'38.982 P	228,3	15:35'29.475
13	31.264	28.006	25.716	37.190	2'02.176 C	220,9	15:37'31.651
14	6'02.654	23.207	23.561	27.017	7'16.439 P	235,3	15:44'48.090
15	**30.836**	22.278	23.013	26.182	1'42.309	255,3	15:46'30.399
16	31.063	**22.164**	22.924	25.781	1'41.932	**255.9**	15:48'12.331
17	31.065	22.325	**22.868**	**25.665**	**1'41.923**	253,5	15:49'54.254
18	31.365	28.464	35.515	38.567	2'13.911 P	248,3	15:52'08.165

5° 47 A. BASSANI (1'41.948)

Lap	Seg. 1	Seg. 2	Seg. 3	Seg. 4	Lap Time	km/h	Local Time
		28.004	32.492	32.638		229,3	14:47'42.287
1	32.218	22.815	23.901	26.476	1'45.410	251,2	14:49'27.697
2	31.484	22.636	23.500	26.334	1'43.954	252,3	14:51'11.651
3	31.227	22.655	23.567	26.531	1'43.980	255,9	14:52'55.631
4	31.173	22.806	23.475	26.217	1'43.671	251,7	14:54'39.302
5	35.344	24.442	25.287	30.986	1'56.059 P	242,7	14:56'35.361
6	5'45.620	23.706	24.120	27.292	7'00.738 P	238,4	15:03'36.099
7	31.533	22.767	23.367	26.112	1'43.779	252,9	15:05'19.878
8	31.252	22.569	23.285	26.187	1'43.293	254,1	15:07'03.171
9	31.231	22.606	23.179	25.987	1'43.003	254,7	15:08'46.174
10	31.022	22.501	23.329	25.964	1'42.816	256,5	15:10'28.990
11	31.020	22.524	23.186	26.043	1'42.773	**257.1**	15:12'11.763
12	31.071	22.453	23.180	25.904	1'42.608	255.9	15:13'54.371
13	31.245	22.387	23.404	26.147	1'43.183	255.9	15:15'37.554
14	31.207	22.621	23.312	26.109	1'43.249	255.3	15:17'20.803
15	31.469	22.586	23.502	29.818	1'47.375	252,3	15:19'08.178
16	31.573	22.660	23.579	26.613	1'44.425	253,5	15:20'52.603
17	34.840	24.351	26.909	30.260	1'56.360 P	243,2	15:22'48.963
18	10'52.822	23.430	23.884	26.698	12'06.834 P	240,5	15:34'55.797
19	31.093	22.409	23.107	25.916	1'42.525	256,5	15:36'38.322
20	32.742	31.576	27.824	33.790	2'05.932 C	166,7	15:38'44.254
21	4'49.538	22.691	23.240	26.414	6'01.883 P	252,9	15:44'46.137
22	31.023	**22.264**	**22.955**	**25.706**	**1'41.948**	254,7	15:46'28.085
23	31.018	22.358	23.103	25.719	1'42.198	254,1	15:48'10.283
24	**30.959**	22.333	23.146	25.852	1'42.290	253,5	15:49'52.573
25	35.398	25.980	35.571	50.512	2'27.461 C	234,3	15:52'20.034

6° 66 N. TUULI (1'42.044)

Lap	Seg. 1	Seg. 2	Seg. 3	Seg. 4	Lap Time	km/h	Local Time
		24.792	24.049	27.331		224,5	14:50'06.453
1	31.432	22.917	23.255	26.368	1'43.972	255,9	14:51'50.425
2	31.089	23.038	22.983	26.237	1'43.347	**260.9**	14:53'33.772
3	31.150	22.549	23.245	25.891	1'42.835	254,7	14:55'16.607
4	32.783	29.819	25.387	27.019	1'55.008 C	226,4	14:57'11.615
5	31.242	22.501	23.193	26.219	1'43.155	257,8	14:58'54.770
6	31.060	22.521	22.958	29.357	1'45.896	260,2	15:00'40.666
7	31.203	22.617	23.005	26.177	1'43.002	253,5	15:02'23.668
8	32.811	25.156	24.967	31.059	1'53.993 P	226,9	15:04'17.661
9	4'40.157	25.727	23.689	26.209	5'55.782 P	203.4	15:10'13.443
10	31.101	22.656	22.951	25.966	1'42.674	255.9	15:11'56.117

P = Pits In/Out - C = Lap-Time Cancelled

These data/results cannot be reproduced, stored and/or transmitted in whole or in part by any manner of electronic, mechanical, photocopying, recording, broadcasting or otherwise now known or herein after developed without the previous express consent by the copyright owner, except for reproduction in daily press and regular printed publications on sale to the public within 60 days of the event related to those data/results and always provided that copyright symbol appears together as follows below.
© DORNA WSBK ORGANIZATION Srl 2016

PIRELLI
Official Tyre Supplier
TISSOT SWISS WATCHES SINCE 1853
Official Timekeeper

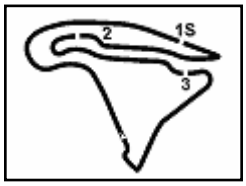

French Round, 30 September 1-2 October 2016

World Supersport - Chronological Analysis Free Practice 2nd Session

Magny-Cours 4.411 m

11	30.957	22.476	22.816	25.925	1'42.174	256,5	15:13'38.291
12	**30.835**	22.400	23.141	26.022	1'42.398	257,8	15:15'20.689
13	31.054	25.185	29.108	28.155	1'53.502	257,1	15:17'14.191
14	31.028	22.434	23.209	26.130	1'42.801	256,5	15:18'56.992
15	31.145	22.384	22.809	25.980	1'42.318	255,9	15:20'39.310
16	34.314	27.082	26.339	32.029	1'59.764 P	175,3	15:22'39.074
17	9'06.232	24.338	23.602	26.203	10'20.375 P	227,8	15:32'59.449
18	31.243	22.428	22.884	25.837	1'42.392	252,9	15:34'41.841
19	30.973	22.481	22.843	**25.747**	**1'42.044**	254,1	15:36'23.885
20	31.132	30.149	29.200	32.312	2'02.793 C	196,4	15:38'26.678
21	5'37.335	23.227	24.005	26.230	6'50.797 P	229,8	15:45'17.475
22	31.018	22.449	22.833	25.828	1'42.128	252,9	15:46'59.603
23	31.002	22.453	**22.738**	25.890	1'42.083	254,1	15:48'41.686
24	36.690	28.621	24.868	27.234	1'57.413	199,6	15:50'39.099
25	31.332	**22.290**	23.159	26.027	1'42.808	255,3	15:52'21.907

7° 16 J. CLUZEL (1'42.200)

Lap	Seg. 1	Seg. 2	Seg. 3	Seg. 4	Lap Time	km/h	Local Time
		24.308	25.453	33.537		240,0	14:48'15.579
1	32.261	23.085	23.515	29.771	1'48.632	246,6	14:50'04.211
2	31.794	22.774	23.454	26.547	1'44.569	252,3	14:51'48.780
3	31.620	22.827	23.443	30.579	1'48.469 P	251,2	14:53'37.249
4	7'17.684	23.587	23.556	29.591	8'34.418 P	248,3	15:02'11.667
5	31.900	24.143	23.504	27.331	1'46.878	250,0	15:03'58.545
6	31.763	22.860	23.200	26.242	1'44.065	251,2	15:05'42.610
7	31.587	23.067	24.043	28.081	1'46.778 P	252,9	15:07'29.388
8	12'54.314	23.345	23.604	27.314	14'08.577 P	246,0	15:21'37.965
9	31.704	22.653	23.073	29.321	1'46.751	247,7	15:23'24.716
10	31.434	22.684	23.043	25.982	1'43.143	252,3	15:25'07.859
11	31.363	22.576	23.130	26.148	1'43.217	**256.5**	15:26'51.076
12	31.506	23.176	23.521	28.106	1'46.309 P	249,4	15:28'37.385
13	8'25.529	25.831	26.556	30.004	9'47.920 C	222,2	15:38'25.305
14	5'40.569	23.230	24.342	31.595	6'59.736 P	243,2	15:45'25.041
15	31.345	22.482	22.955	25.813	1'42.595	249,4	15:47'07.636
16	31.143	**22.302**	22.996	25.828	1'42.269	251,2	15:48'49.905
17	**31.125**	22.360	**22.910**	**25.805**	**1'42.200**	253,5	15:50'32.105
18	32.610	25.768	24.167	31.113	1'53.658 P	246,0	15:52'25.763

8° 11 C. GAMARINO (1'42.286)

Lap	Seg. 1	Seg. 2	Seg. 3	Seg. 4	Lap Time	km/h	Local Time
		33.545	33.574	37.130		190,5	14:48'13.716
1	34.433	23.267	23.242	26.939	1'47.881	243,2	14:50'01.597
2	31.727	23.382	24.782	30.551	1'50.442 C	250,6	14:51'52.039
3	31.705	23.895	23.154	26.029	1'44.783	252,3	14:53'36.822
4	31.449	22.802	23.303	26.392	1'43.946	252,9	14:55'20.768
5	31.526	22.784	23.182	26.192	1'43.684	254,1	14:57'04.452
6	31.679	23.013	23.512	30.080	1'48.284 P	**255.9**	14:58'52.736
7	6'58.798	23.632	22.980	26.427	8'11.837 P	228,8	15:07'04.573
8	31.345	22.853	23.099	26.559	1'43.856	253,5	15:08'48.429
9	31.612	22.875	23.315	31.073	1'48.875 P	255,3	15:10'37.304
10	12'08.576	29.107	29.178	35.011	13'41.872 P	233,3	15:24'19.176
11	32.119	22.892	23.118	26.333	1'44.462	241,6	15:26'03.638
12	31.596	23.264	28.867	29.998	1'53.725	246,6	15:27'57.363
13	31.521	22.675	22.841	26.034	1'43.071	247,1	15:29'40.434
14	31.430	22.783	22.906	26.111	1'43.230	247,7	15:31'23.664
15	31.477	22.639	23.826	37.700	1'55.642 C	247,1	15:33'19.306
16	3'35.921	30.726	29.140	33.774	5'09.561 C	190,1	15:38'28.867
17	5'24.160	32.125	26.685	26.893	6'49.863 P	199,3	15:45'18.730
18	31.672	26.978	24.858	25.996	1'49.504	247,1	15:47'08.234
19	31.288	**22.348**	**22.768**	**25.882**	**1'42.286**	250,0	15:48'50.520
20	**31.128**	22.946	23.324	26.211	1'43.609	252,9	15:50'34.129
21	31.429	23.215	23.835	26.213	1'44.692	249,4	15:52'18.821

9° 25 A. BALDOLINI (1'42.299)

Lap	Seg. 1	Seg. 2	Seg. 3	Seg. 4	Lap Time	km/h	Local Time
		24.413	24.039	27.594		233,3	14:47'06.294
1	31.426	22.953	23.436	26.126	1'43.941	251,7	14:48'50.235
2	31.510	22.648	23.032	26.002	1'43.192	255,3	14:50'33.427
3	31.179	22.422	23.120	26.670	1'43.391	256,5	14:52'16.818
4	31.251	22.485	23.181	26.037	1'42.954	**257,1**	14:53'59.772
5	31.445	22.555	23.177	26.158	1'43.335	251,2	14:55'43.107
6	31.361	22.500	23.131	25.914	1'42.906	251,7	14:57'26.013
7	31.389	22.510	23.147	25.920	1'42.966	252,9	14:59'08.979
8	31.311	22.369	23.252	25.998	1'42.930	254,7	15:00'51.909
9	31.507	22.657	23.243	26.279	1'43.686	**257.1**	15:02'35.595
10	31.462	22.872	23.871	29.784	1'47.989 P	252,3	15:04'23.584
11	10'03.006	23.294	23.964	26.034	11'16.298 P	251,7	15:15'39.882
12	**30.992**	22.449	22.924	25.982	1'42.347	256,5	15:17'22.229
13	31.101	22.378	23.065	26.182	1'42.726	255,3	15:19'04.955
14	31.271	22.588	24.059	32.311	1'50.229	253,5	15:20'55.184
15	31.300	22.723	23.082	28.772	1'45.877 P	254,7	15:22'41.061
16	12'39.896	25.046	23.982	27.385	13'56.309 P	159,8	15:36'37.370
17	33.352	29.419	28.178	32.041	2'02.990 C	170,1	15:38'40.360
18	6'56.564	29.501	25.507	28.034	8'19.606 P	161,9	15:46'59.966
19	31.209	22.480	**22.839**	**25.771**	**1'42.299**	253,5	15:48'42.265
20	34.571	25.086	23.893	26.946	1'50.496	196,7	15:50'32.761
21	31.672	**22.306**	23.320	26.372	1'43.670	248,8	15:52'16.431

10° 61 A. ZACCONE (1'42.370)

Lap	Seg. 1	Seg. 2	Seg. 3	Seg. 4	Lap Time	km/h	Local Time
		28.038	31.908	33.210		214,7	14:47'42.005
1	48.659	23.828	24.052	26.647	2'03.186 P	248,8	14:49'45.191
2	31.732	22.864	23.715	26.397	1'44.708	252,3	14:51'29.899
3	31.572	22.811	23.567	26.256	1'44.206	252,3	14:53'14.105
4	31.550	22.705	23.397	26.358	1'44.010	250,6	14:54'58.115
5	31.640	22.623	24.026	30.543	1'48.832 P	251,7	14:56'46.947
6	7'08.809	35.402	24.826	26.277	8'35.314 P	235,8	15:05'22.261
7	31.336	22.554	22.969	28.365	1'45.224	252,9	15:07'07.485
8	31.226	22.941	23.143	**25.943**	1'43.253	253,5	15:08'50.738
9	31.023	26.789	24.110	27.118	1'49.040	252,9	15:10'39.778
10	31.199	22.831	23.568	26.961	1'44.559	**254.1**	15:12'24.337
11	31.109	23.113	23.336	26.206	1'43.764	253,5	15:14'08.101
12	30.990	**22.315**	**22.919**	26.146	**1'42.370**	250,0	15:15'50.471
13	31.271	23.103	24.346	29.456	1'48.176 P	250,6	15:17'38.647
14	16'03.264	23.478	23.911	26.752	17'17.405 P	237,9	15:34'56.052
15	**30.929**				9'30.030 P	250,0	15:44'26.082

11° 2 P. JACOBSEN (1'42.508)

Lap	Seg. 1	Seg. 2	Seg. 3	Seg. 4	Lap Time	km/h	Local Time
		32.542	26.842	28.604		235,8	14:48'13.377
1	37.250	28.293	23.829	26.523	1'55.895	152,1	14:50'09.272
2	31.540	22.813	23.300	26.137	1'43.790	257,8	14:51'53.062
3	31.316	22.422	23.239	26.035	1'43.012	**260.2**	14:53'36.074
4	31.395	23.121	23.542	26.344	1'44.402	241,6	14:55'20.476
5	31.264	22.562	23.205	26.031	1'43.062	258,4	14:57'03.538
6	32.169	22.796	23.810	29.149	1'47.924 P	253,5	14:58'51.462
7	5'23.814	23.423	24.303	26.573	6'38.113 P	251,7	15:05'29.575
8	31.377	23.216	23.258	26.103	1'43.954	257,8	15:07'13.529
9	**31.149**	**22.421**	**22.983**	25.955	**1'42.508**	258,4	15:08'56.037
10	31.256	22.565	23.221	26.337	1'43.379	257,8	15:10'39.416
11	31.415	22.645	23.701	26.217	1'43.978	255,9	15:12'23.394
12	31.438	23.680	23.762	29.283	1'48.163 P	254,7	15:14'11.557
13	5'51.606	23.556	24.278	26.456	7'05.896 P	237,4	15:21'17.453
14	31.447	22.573	23.240	26.076	1'43.336	254,7	15:23'00.789
15	31.346	22.459	23.247	26.421	1'43.473	256,5	15:24'44.262
16	32.235	23.711	24.177	29.808	1'49.931 P	251,7	15:26'34.193
17	9'06.714	28.308	24.318	33.932	10'33.272 C	242,2	15:37'07.465
18	7'27.060	23.599	24.118	26.478	8'41.255 P	247,7	15:45'48.720
19	31.520	22.441	23.214	25.815	1'42.990	253,5	15:47'31.710
20	31.416	22.473	22.998	26.154	1'43.041	253,5	15:49'14.751
21	31.428	26.669	23.633	26.130	1'47.860	254,7	15:51'02.611
22	31.273	22.782	23.048	**25.718**	1'42.821	252,9	15:52'45.432

12° 87 L. ZANETTI (1'42.533)

Lap	Seg. 1	Seg. 2	Seg. 3	Seg. 4	Lap Time	km/h	Local Time
		27.839	31.580	33.938		204,2	14:48'03.459
1	32.850	26.465	35.794	31.301	2'06.410	247,7	14:50'09.869
2	31.726	22.869	23.295	26.152	1'44.042	256,5	14:51'53.911
3	31.543	22.583	23.174	26.076	1'43.376	257,8	14:53'37.287
4	31.419	22.651	23.405	26.518	1'43.993	257,8	14:55'21.280
5	31.584	22.997	23.524	26.147	1'44.252	257,1	14:57'05.532
6	32.105	22.720	23.243	30.191	1'48.259 P	255,3	14:58'53.791
7	17'02.169	23.082	24.338	27.806	18'17.395 P	252,3	15:17'11.186
8	31.787	22.698	24.252	26.576	1'45.313	253,5	15:18'56.499
9	31.699	22.959	23.329	26.300	1'44.287	255,3	15:20'40.786
10	32.789	23.470	24.367	29.938	1'50.564 P	248,3	15:22'31.350
11	7'24.342	28.821	29.356	31.042	8'53.561 P	242,7	15:31'24.911
12	31.732	22.591	23.056	26.193	1'43.572	252,3	15:33'08.483

P = Pits In/Out - C = Lap-Time Cancelled

These data/results cannot be reproduced, stored and/or transmitted in whole or in part by any manner of electronic, mechanical, photocopying, recording, broadcasting or otherwise now known or herein after developed without the previous express consent by the copyright owner, except for reproduction in daily press and regular printed publications on sale to the public within 60 days of the event related to those data/results and always provided that copyright symbol appears together as follows below.
© DORNA WSBK ORGANIZATION Srl 2016

PIRELLI
Official Tyre Supplier
TISSOT
SWISS WATCHES SINCE 1853
Official Timekeeper

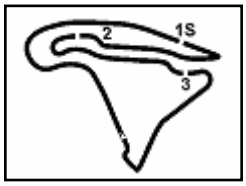

French Round, 30 September 1-2 October 2016

World Supersport - Chronological Analysis Free Practice 2nd Session

Magny-Cours 4.411 m

13	32.473	23.223	24.049	27.362	1'47.107	249.4	15:34'55.590
14	31.259	22.593	23.121	26.045	1'43.018	256.5	15:36'38.608
15	32.901	26.677	25.890	29.469	1'54.937 C	197.4	15:38'33.545
16	5'17.998	27.867	30.917	27.477	6'44.259 P	248.3	15:45'17.804
17	31.322	22.596	**22.862**	**25.753**	**1'42.533**	255.3	15:47'00.337
18	**31.150**	**22.582**	22.930	25.941	1'42.603	258.4	15:48'42.940
19	33.331	26.824	26.132	26.065	1'52.352	220.4	15:50'35.292
20	31.178	22.751	22.963	26.133	1'43.025	**260.2**	15:52'18.317

13° 64 F. CARICASULO (1'42.554)

Lap	Seg. 1	Seg. 2	Seg. 3	Seg. 4	Lap Time	km/h	Local Time
		28.905	25.145	27.771		217.7	14:48'08.239
1	32.419	23.237	25.117	31.963	1'52.736	250.0	14:50'00.975
2	32.263	23.024	26.865	26.486	1'48.638	252.9	14:51'49.613
3	31.221	22.679	23.371	27.841	1'45.112	251.2	14:53'34.725
4	31.253	22.944	23.228	26.466	1'43.891	248.3	14:55'18.616
5	31.598	22.605	23.186	26.543	1'43.932	252.9	14:57'02.548
6	33.494	22.812	23.642	27.950	1'47.898	248.3	14:58'50.446
7	31.531	22.630	23.154	25.997	1'43.312	252.3	15:00'33.758
8	31.343	22.570	23.310	30.037	1'47.260 P	**253.5**	15:02'21.018
9	8'08.785	23.825	23.830	26.361	9'22.801 P	249.4	15:11'43.819
10	31.499	22.543	23.114	26.192	1'43.348	252.3	15:13'27.167
11	31.298	22.449	23.216	26.030	1'42.993	252.3	15:15'10.160
12	31.209	22.738	23.177	26.065	1'43.189	251.2	15:16'53.349
13	31.231	22.824	36.842	33.820	2'04.717	252.3	15:18'58.066
14	31.472	**22.411**	23.012	26.021	1'42.916	**253.5**	15:20'40.982
15	33.483	23.903	24.034	30.605	1'52.025 P	214.3	15:22'33.007
16	13'08.872	28.534	24.124	34.980	14'36.510 C	247.7	15:37'09.517
17	6'57.261	23.070	23.942	32.448	8'16.721 P	243.8	15:45'26.238
18	31.473	22.606	23.193	25.976	1'43.248	**253.5**	15:47'09.486
19	31.178	22.543	23.006	**25.827**	**1'42.554**	251.7	15:48'52.040
20	**31.078**	22.648	**22.955**	26.057	1'42.738	249.4	15:50'34.778
21	31.394	22.524	23.276	26.167	1'43.361	250.0	15:52'18.139

14° 78 H. OKUBO (1'42.562)

Lap	Seg. 1	Seg. 2	Seg. 3	Seg. 4	Lap Time	km/h	Local Time
		23.717	24.105	26.731		239.5	14:46'53.393
1	31.612	22.863	23.568	26.330	1'44.373	250.0	14:48'37.766
2	31.729	32.647	23.627	26.348	1'54.351	249.4	14:50'32.117
3	31.657	22.782	23.839	26.620	1'44.898	253.5	14:52'17.015
4	31.495	32.298	24.089	32.818	2'00.700 P	255.3	14:54'17.715
5	5'33.582	25.366	26.971	26.984	6'52.903 P	241.1	15:01'10.618
6	31.307	22.553	23.125	25.897	1'42.882	252.3	15:02'53.500
7	31.365	22.922	23.118	26.072	1'43.477	252.9	15:04'36.977
8	32.649	30.443	24.237	32.377	1'59.706 P	251.7	15:06'36.683
9	7'31.736	23.864	23.559	26.443	8'45.602 P	238.4	15:15'22.285
10	32.782	23.312	23.931	27.905	1'47.930	244.3	15:17'10.215
11	31.972	23.297	24.545	26.796	1'46.610	248.3	15:18'56.825
12	31.415	22.722	23.234	25.913	1'43.284	**255.9**	15:20'40.109
13	31.564	28.207	23.717	26.537	1'50.025	249.4	15:22'30.134
14	32.295	23.406	23.891	29.732	1'49.324 P	248.8	15:24'19.458
15	9'12.311	23.148	23.409	42.499	10'41.367 P	237.4	15:35'00.825
16	33.603	25.594	24.672	45.491	2'09.360 C	238.9	15:37'10.185
17	6'23.543	22.959	23.380	26.323	7'36.205 P	248.3	15:44'46.390
18	**31.202**	22.594	**23.051**	**25.715**	**1'42.562**	251.7	15:46'28.952
19	31.261	22.667	23.328	26.906	1'44.162 C	250.0	15:48'13.114
20	31.221	23.311	24.462	29.545	1'48.539	251.2	15:50'01.653
21	31.241	**22.498**	23.257	26.235	1'43.231	251.2	15:51'44.884

15° 71 C. BERGMAN (1'42.599)

Lap	Seg. 1	Seg. 2	Seg. 3	Seg. 4	Lap Time	km/h	Local Time
		24.625	24.415	27.420		231.8	14:47'05.660
1	31.907	23.022	23.358	26.137	1'44.424	247.1	14:48'50.084
2	31.638	23.041	23.392	26.352	1'44.423	247.7	14:50'34.507
3	31.322	22.600	23.139	25.970	1'43.031	252.9	14:52'17.538
4	31.417	22.681	23.288	28.844	1'46.230 P	**255.9**	14:54'03.768
5	4'06.913	24.637	24.015	27.920	5'23.485 P	248.8	14:59'27.253
6	**31.183**	22.726	23.009	26.098	1'43.016	250.6	15:01'10.269
7	31.246	22.654	**22.902**	26.017	1'42.819	248.3	15:02'53.088
8	31.253	22.435	23.009	25.941	1'42.638	250.6	15:04'35.726
9	31.315	23.292	23.771	27.457	1'45.835	252.3	15:06'21.561
10	31.394	22.526	23.204	26.269	1'43.393	251.2	15:08'04.954
11	31.564	23.275	24.155	29.246	1'48.240 P	250.6	15:09'53.194
12	9'09.623	23.542	23.500	26.350	10'23.015 P	245.5	15:20'16.209
13	31.357	22.572	23.090	26.015	1'43.034	250.0	15:21'59.243
14	31.228	**22.382**	23.082	25.907	**1'42.599**	252.3	15:23'41.842
15	32.403	22.858	23.534	28.023	1'46.818 P	251.2	15:25'28.660
16	3'45.910	26.223	26.629	27.207	5'05.969 P	246.6	15:30'34.629
17	31.308	22.695	23.090	25.996	1'43.089	247.7	15:32'17.718
18	31.204	22.753	23.203	25.978	1'43.138	249.4	15:34'00.856
19	31.214	22.557	23.078	**25.870**	1'42.719	248.3	15:35'43.575
20	31.504	28.353	26.330	30.703	1'56.890 C	246.6	15:37'40.465
21	6'02.674	25.175	23.879	26.639	7'18.367 P	229.3	15:44'58.832
22	31.372	22.679	23.192	26.224	1'43.467	250.0	15:46'42.299
23	31.210	22.390	23.126	26.116	1'42.842	250.6	15:48'25.141
24	33.312	24.298	23.794	26.892	1'48.296	238.4	15:50'13.437
25	31.244	22.547	23.195	26.180	1'43.166	248.3	15:51'56.603

16° 65 M. CANDUCCI (1'42.665)

Lap	Seg. 1	Seg. 2	Seg. 3	Seg. 4	Lap Time	km/h	Local Time
		25.754	24.922	32.766		213.4	14:47'32.509
1	1'15.666	23.430	23.386	26.893	2'29.375 P	254.1	14:50'01.884
2	31.428	23.498	23.485	26.368	1'44.779	252.9	14:51'46.663
3	31.594	22.560	23.230	26.506	1'43.890	250.0	14:53'30.553
4	33.588	24.518	23.296	26.894	1'48.296	171.7	14:55'18.849
5	31.526	22.780	23.277	26.246	1'43.829	**257.1**	14:57'02.678
6	31.691	22.793	24.177	26.943	1'45.604	254.7	14:58'48.282
7	31.843	23.109	23.324	26.370	1'44.646	250.0	15:00'32.928
8	31.590	22.865	23.297	26.220	1'43.972	248.8	15:02'16.900
9	32.131	23.259	23.413	30.263	1'49.066 P	247.7	15:04'05.966
10	5'28.603	22.927	23.517	26.740	6'41.787 P	251.7	15:10'47.753
11	32.090	23.179	23.533	26.325	1'45.127	248.8	15:12'32.880
12	31.622	23.192	23.246	26.689	1'44.749	251.7	15:14'17.629
13	31.562	23.073	23.285	26.346	1'44.266	251.7	15:16'01.895
14	31.335	22.862	23.169	26.149	1'43.515	253.5	15:17'45.410
15	31.444	22.514	23.161	26.303	1'43.422	251.7	15:19'28.832
16	31.396	23.505	23.413	27.151	1'45.465	254.7	15:21'14.297
17	31.678	22.802	23.311	26.345	1'44.136	247.7	15:22'58.433
18	31.967	23.024	23.551	30.576	1'49.118 P	248.3	15:24'47.551
19	8'34.090	24.502	23.886	26.596	9'49.074 P	235.3	15:34'36.625
20	31.560	22.376	23.260	26.222	1'43.418	247.7	15:36'20.043
21	32.999	29.617	28.458	34.889	2'05.963 C	163.6	15:38'26.006
22	6'33.319	22.956	23.718	26.103	7'46.096 P	246.0	15:46'12.102
23	31.687	22.309	**23.015**	26.155	1'43.166	247.7	15:47'55.268
24	**31.329**	22.424	23.483	26.389	1'43.625	247.7	15:49'38.893
25	31.442	**22.190**	23.120	**25.913**	**1'42.665**	248.3	15:51'21.558

17° 4 G. REA (1'42.974)

Lap	Seg. 1	Seg. 2	Seg. 3	Seg. 4	Lap Time	km/h	Local Time
		23.908	24.490	27.354		241.1	14:47'55.181
1	32.410	23.498	23.927	27.794	1'47.629	244.9	14:49'42.810
2	31.931	22.849	23.434	26.497	1'44.711	244.9	14:51'27.521
3	31.887	22.726	23.351	26.419	1'44.383	246.6	14:53'11.904
4	31.758	22.794	23.268	26.247	1'44.067	246.0	14:54'55.971
5	31.855	22.888	26.175	29.048	1'49.966	246.6	14:56'45.937
6	33.076	26.839	24.456	27.111	1'51.482	221.3	14:58'37.419
7	31.776	22.724	23.151	26.482	1'44.133	248.3	15:00'21.552
8	32.434	25.123	24.221	36.873	1'58.651	237.9	15:02'20.203
9	31.836	26.668	28.470	29.705	1'56.679	236.3	15:04'16.882
10	31.859	22.802	23.155	26.258	1'44.074	249.4	15:06'00.956
11	31.897	24.668	23.971	29.140	1'49.676 P	248.3	15:07'50.632
12	7'12.302	23.984	23.740	26.542	8'26.568 P	242.7	15:16'17.200
13	31.985	23.573			2'37.254 P	247.7	15:18'54.454
14	14'36.799	23.221	23.408	44.049	16'07.477 P	242.7	15:35'01.931
15	33.334	25.463	24.734	41.812	2'05.343 C	237.9	15:37'07.274
16	6'27.429	23.557	23.585	26.922	7'41.493 P	245.5	15:44'48.767
17	31.576	22.675	23.027	26.332	1'43.610	248.3	15:46'32.377
18	31.714	24.288	23.563	34.321	1'53.886	**250.0**	15:48'26.263
19	**31.330**	22.548	22.990	26.157	1'43.025	**250.0**	15:50'09.288
20	31.568	**22.494**	**22.964**	**25.948**	**1'42.974**	248.3	15:51'52.262

18° 77 K. RYDE (1'43.013)

Lap	Seg. 1	Seg. 2	Seg. 3	Seg. 4	Lap Time	km/h	Local Time
		26.574	26.085	27.026		244.9	14:47'23.690
1	32.005	22.928	23.867	28.032	1'46.832	250.0	14:49'10.522
2	31.952	22.908	23.660	26.271	1'44.791	250.6	14:50'55.313
3	31.685	22.671	23.501	26.366	1'44.223	253.5	14:52'39.536
4	31.599	22.660	23.427	26.585	1'44.271	255.3	14:54'23.807

P = Pits In/Out - C = Lap-Time Cancelled

These data/results cannot be reproduced, stored and/or transmitted in whole or in part by any manner of electronic, mechanical, photocopying, recording, broadcasting or otherwise now known or herein after developed without the previous express consent by the copyright owner, except for reproduction in daily press and regular printed publications on sale to the public within 60 days of the event related to those data/results and always provided that copyright symbol appears together as follows below.
© DORNA WSBK ORGANIZATION Srl 2016

PIRELLI
Official Tyre Supplier

TISSOT
SWISS WATCHES SINCE 1853
Official Timekeeper

French Round, 30 September 1-2 October 2016

World Supersport - Chronological Analysis Free Practice 2nd Session

5	31.815	22.598	23.664	26.271	1'44.348	252,3	14:56'08.155
6	33.732	24.510	26.641	36.332	2'01.215 P	230,3	14:58'09.370
7	8'48.979	25.255	25.890	27.267	10'07.391 P	230,3	15:08'16.761
8	31.621	22.768	23.757	28.253	1'46.399	255,9	15:10'03.160
9	31.495	22.484	23.298	26.238	1'43.515	255,3	15:11'46.675
10	31.511	22.639	23.335	26.159	1'43.644	252,9	15:13'30.319
11	31.554	22.673	23.281	26.155	1'43.663	254,1	15:15'13.982
12	34.714	23.525	24.335	32.384	1'54.958 P	240,5	15:17'08.940
13	10'22.567	29.579	24.851	26.994	11'43.991 P	224,1	15:28'52.931
14	31.671	22.509	23.308	26.146	1'43.634	253,5	15:30'36.565
15	31.546	22.564	23.450	26.142	1'43.702	253,5	15:32'20.267
16	35.673	25.144	23.689	35.961	2'00.467 P	227,8	15:34'20.734
17	9'13.554	23.050	23.462	26.367	10'26.433 P	250,0	15:44'47.167
18	**31.273**	22.524	**23.190**	26.299	1'43.286 C	255,9	15:46'30.453
19	32.016	27.553	25.681	27.651	1'52.901	255,9	15:48'23.354
20	31.368	**22.399**	23.318	**25.928**	**1'43.013**	256,5	15:50'06.367
21	31.355	26.885	26.255	39.206	2'03.701 P	**257.8**	15:52'10.068

19° 81 L. STAPLEFORD (1'43.038)

Lap	Seg. 1	Seg. 2	Seg. 3	Seg. 4	Lap Time	km/h	Local Time
		25.106	24.925	27.255		229.3	14:47'00.541
1	32.172	23.136	23.895	26.435	1'45.638	248.8	14:48'46.179
2	31.700	23.120	23.578	26.536	1'44.934	251.7	14:50'31.113
3	31.599	22.892	23.841	26.550	1'44.882	251.7	14:52'15.995
4	31.485	22.814	23.898	26.436	1'44.633	252.9	14:54'00.628
5	31.460	22.690	23.470	26.187	1'43.807	250.6	14:55'44.435
6	31.528	22.557	23.332	26.073	1'43.490	252.3	14:57'27.925
7	31.580	23.416	26.197	31.724	1'52.917 P	243.8	14:59'20.842
8	10'09.173	24.352	23.944	30.538	11'28.007 P	220.4	15:10'48.849
9	31.626	22.914	23.717	26.623	1'44.880	**254.7**	15:12'33.729
10	31.458	23.054	23.288	26.295	1'44.095	254.1	15:14'17.824
11	31.399	22.754	23.222	25.929	1'43.304	250.6	15:16'01.128
12	31.257	22.641	**23.116**	26.024	**1'43.038**	253.5	15:17'44.166
13	**31.147**	22.815	23.382	26.533	1'43.877	253.5	15:19'28.043
14	31.312	22.575	23.156	25.996	1'43.039	252.3	15:21'11.082
15	31.437	**22.490**	23.138	25.990	1'43.055	250.0	15:22'54.137
16	33.009	23.817	24.706	33.186	1'54.718 P	238.4	15:24'48.855
17	3'35.938	23.647	23.899	31.574	4'55.058 P	239.5	15:29'43.913
18	31.642	22.720	23.261	26.355	1'43.978	254.1	15:31'27.891
19	31.485	22.525	23.126	26.177	1'43.313	251.2	15:33'11.204
20	31.360	23.501	23.639	27.335	1'45.835	230.8	15:34'57.039
21	31.428	26.387	24.883	26.328	1'49.026 C	**254.7**	15:36'46.065
22	35.553	29.406	27.755	36.404	2'09.118 C	174.5	15:38'55.183
23	4'45.310	23.604	24.247	27.348	6'00.509 P	243.8	15:44'55.692
24	31.535	22.501	23.180	25.956	1'43.172	248.8	15:46'38.864
25	31.455	22.534	23.343	26.540	1'43.872	250.0	15:48'22.736
26	31.481	22.516	23.294	26.111	1'43.402	249.4	15:50'06.138
27	31.426	22.582	23.366	**25.920**	1'43.294	249.4	15:51'49.432

20° 111 K. SMITH (1'43.295)

Lap	Seg. 1	Seg. 2	Seg. 3	Seg. 4	Lap Time	km/h	Local Time
		23.313	23.791	26.564		246.0	14:46'51.755
1	31.984	23.084	23.498	26.210	1'44.776	250.0	14:48'36.531
2	31.434	24.127	23.959	30.980	1'50.500 P	255.3	14:50'27.031
3	4'55.994	23.278	23.919	26.577	6'09.768 P	246.6	14:56'36.799
4	31.794	22.684	23.488	26.050	1'44.016	248.3	14:58'20.815
5	31.567	22.740	23.395	26.019	1'43.721	250.6	15:00'04.536
6	31.494	22.625	23.577	26.501	1'44.197	252.3	15:01'48.733
7	31.637	23.149	23.266	26.073	1'44.125	248.8	15:03'32.858
8	38.032	23.121	23.306	26.305	1'50.764	238.4	15:05'23.622
9	31.489	22.952	24.097	30.727	1'49.265 P	254.7	15:07'12.887
10	7'45.077	23.212	23.416	26.493	8'58.198 P	246.6	15:16'11.085
11	31.996	22.764	23.044	26.123	1'43.927	248.8	15:17'55.012
12	**31.336**	22.707	23.069	26.414	1'43.526	250.6	15:19'38.538
13	32.089	**22.529**	23.384	26.113	1'44.115	247.1	15:21'22.653
14	31.725	22.755	23.295	26.101	1'43.876	247.7	15:23'06.529
15	31.617	22.626	23.170	25.972	1'43.385	248.3	15:24'49.914
16	31.591	22.591	23.216	26.021	1'43.419	247.7	15:26'33.333
17	31.640	22.865	23.331	26.099	1'43.935	246.6	15:28'17.268
18	32.690	24.522	24.343	30.783	1'52.338 P	242.2	15:30'09.606
19	13'26.122	23.237	23.378	26.725	14'39.462 P	241.6	15:44'49.068
20	31.438	22.692	**23.009**	26.371	1'43.510	252.3	15:46'32.578
21	31.541	23.568	23.200	25.961	1'44.270	**257.1**	15:48'16.848
22	31.514	22.568	23.281	**25.932**	**1'43.295**	247.1	15:50'00.143
23	31.508	22.773	23.750	26.316	1'44.347	246.0	15:51'44.490

21° 26 G. ANTIGA (1'43.340)

Lap	Seg. 1	Seg. 2	Seg. 3	Seg. 4	Lap Time	km/h	Local Time
							14:46'18.090
1	57.245	25.025	24.219	26.422	2'12.911 P	216.4	14:48'31.001
2	31.720	22.922	23.400	26.105	1'44.147	250.6	14:50'15.148
3	31.527	22.710	23.439	26.396	1'44.072	250.0	14:51'59.220
4	31.679	22.706	23.502	26.607	1'44.494	249.4	14:53'43.714
5	32.073	22.930	24.291	32.743	1'52.037 C	246.6	14:55'35.751
6	2'23.683	22.841	23.790	28.114	3'38.428 C	249.4	14:59'14.179
7	31.707	22.730	23.428	26.074	1'43.939	248.8	15:00'58.118
8	31.839	24.427	26.007	29.812	1'52.085 C	246.6	15:02'50.203
9	1'25.426	23.353	24.268	26.631	2'39.678 P	249.4	15:05'29.881
10	32.140	22.876	23.494	26.015	1'44.525	251.2	15:07'14.406
11	31.550	23.600	25.713	30.799	1'51.662 C	251.7	15:09'06.068
12	2'18.071	23.870	23.609	26.669	3'32.219 P	249.4	15:12'38.287
13	31.742	22.758	23.994	26.289	1'44.783	248.8	15:14'23.070
14	32.945	24.937	24.290	29.240	1'51.412 P	234.3	15:16'14.482
15	4'22.286	23.770	23.959	32.463	5'42.478 P	218.6	15:21'56.960
16	31.411	22.846	**23.098**	25.985	**1'43.340**	**252.9**	15:23'40.300
17	**31.391**	22.937	23.601	26.378	1'44.307	**252.9**	15:25'24.607
18	33.343	24.444	24.566	30.331	1'52.684 P	215.1	15:27'17.291
19	2'07.182	24.236	23.617	26.273	3'21.308 P		15:30'38.599
20	31.670	**22.677**	23.663	26.143	1'44.153	248.3	15:32'22.752
21	32.140	23.778	25.701	30.636	1'52.255 C	246.6	15:34'15.007
22	9'47.943	25.528	24.320	26.497	11'04.288 P		15:45'19.295
23	31.562	22.684	23.318	**25.815**	1'43.379	250.6	15:47'02.674
24	31.664	22.778	23.375	30.535	1'48.352	247.1	15:48'51.026
25	31.674	23.293	23.542	26.128	1'44.637	251.2	15:50'35.663
26	31.423	22.726	23.444	26.704	1'44.297	**252.9**	15:52'19.960

22° 23 C. TANGRE (1'43.363)

Lap	Seg. 1	Seg. 2	Seg. 3	Seg. 4	Lap Time	km/h	Local Time
		24.872	24.686	26.840		233.3	14:46'55.212
1	32.295	23.277	23.528	26.371	1'45.471	245.5	14:48'40.683
2	32.022	22.872	23.374	26.435	1'44.703	244.9	14:50'25.386
3	31.892	22.942	23.356	26.520	1'44.710	243.8	14:52'10.096
4	34.091	28.205	23.534	27.569	1'53.399	202.6	14:54'03.495
5	31.798	22.919	23.438	26.847	1'45.002	247.1	14:55'48.497
6	32.090	23.010	24.930	28.504	1'48.534	244.9	14:57'37.031
7	32.052	22.947	23.451	26.696	1'45.146	246.0	14:59'22.177
8	32.831	23.350	23.996	29.529	1'49.706 P	243.8	15:01'11.883
9	9'55.910	24.506	25.469	26.834	11'12.719 P	240.5	15:12'24.602
10	31.629	23.446	23.250	26.450	1'44.775	247.1	15:14'09.377
11	31.767	22.749	23.131	26.285	1'43.932	245.5	15:15'53.309
12	31.664	22.824	23.200	26.164	1'43.852	245.5	15:17'37.161
13	31.753	23.489	31.435	38.223	2'04.900 P	244.3	15:19'42.061
14	58.526	25.586	23.710	26.485	2'14.307 P	243.2	15:21'56.368
15	**31.575**	22.619	23.056	26.113	**1'43.363**	247.7	15:23'39.731
16	32.049	23.190	23.508	29.699	1'48.446 P	247.1	15:25'28.177
17	8'14.616	23.919	23.478	27.307	9'29.320 P	235.3	15:34'57.497
18	31.582	22.949	23.644	26.382	1'44.557	**250.6**	15:36'42.054
19	31.734	29.087	27.844	35.649	2'04.314 C	241.1	15:38'46.368
20	5'48.530	23.458	24.012	26.514	7'02.514 P	242.7	15:45'48.882
21	31.631	22.712	23.094	26.234	1'43.671	247.7	15:47'32.553
22	31.747	22.728	**22.973**	**26.088**	1'43.536	246.6	15:49'16.089
23	31.649	**22.564**	25.449	27.117	1'46.779	244.3	15:51'02.868
24	31.965	22.657	23.120	26.461	1'44.203	242.2	15:52'47.071

23° 44 R. ROLFO (1'43.415)

Lap	Seg. 1	Seg. 2	Seg. 3	Seg. 4	Lap Time	km/h	Local Time
		28.956	30.754	37.706		223.6	14:47'35.346
1	38.132	25.176	23.967	26.578	1'53.853		14:49'29.199
2	31.895	23.119	23.352	26.313	1'44.679	249.4	14:51'13.878
3	31.659	22.821	23.380	26.187	1'44.047	253.5	14:52'57.925
4	31.694	22.909	23.272	26.263	1'44.138	251.7	14:54'42.063
5	31.839	22.908	23.340	26.454	1'44.541	252.3	14:56'26.604
6	31.903	22.940	23.448	26.251	1'44.542	251.2	14:58'11.146
7	34.897	23.862	23.903	29.176	1'51.838 P	222.7	15:00'02.984
8	14'50.825	24.559	27.206	26.747	16'09.337 P	237.9	15:16'12.321
9	32.019	23.122	23.451	26.536	1'45.128	251.7	15:17'57.449
10	31.449	22.888	23.182	26.543	1'44.062	**254.7**	15:19'41.511
11	32.162	27.554	30.219	27.815	1'57.750	252.3	15:21'39.261

P = Pits In/Out - C = Lap-Time Cancelled

These data/results cannot be reproduced, stored and/or transmitted in whole or in part by any manner of electronic, mechanical, photocopying, recording, broadcasting or otherwise now known or herein after developed without the previous express consent by the copyright owner, except for reproduction in daily press and regular printed publications on sale to the public within 60 days of the event related to those data/results and always provided that copyright symbol appears together as follows below.
© DORNA WSBK ORGANIZATION Srl 2016

French Round, 30 September 1-2 October 2016

World Supersport - Chronological Analysis Free Practice 2nd Session

12	31.626	22.824	23.092	26.171	1'43.713	250,0	15:23'22.974
13	31.907	22.836	23.230	26.266	1'44.239	249.4	15:25'07.213
14	31.714	24.562	23.354	26.435	1'46.065	251,7	15:26'53.278
15	31.499	22.882	23.244	26.274	1'43.899	251,7	15:28'37.177
16	31.775	23.285	23.621	28.847	1'47.528 P	253,5	15:30'24.705
17	13'11.686	23.985	23.379	26.347	14'25.397 P	224,1	15:44'50.102
18	31.592	22.808	**23.076**	**26.135**	1'43.611	251,2	15:46'33.713
19	31.470	**22.703**	23.260	26.136	1'43.569	250,6	15:48'17.282
20	**31.307**	22.864	23.107	26.137	**1'43.415**	252,3	15:50'00.697
21	31.362	23.082	23.230	26.296	1'43.970	251,2	15:51'44.667

24° 63 Z. KHAIRUDDIN (1'43.432)

Lap	Seg. 1	Seg. 2	Seg. 3	Seg. 4	Lap Time	km/h	Local Time
		27.603	30.750	34.469		211,8	14:48'06.782
1	33.094	25.598	24.851	32.496	1'56.039 P	227,8	14:50'02.821
2	2'07.292	28.820	40.577	27.418	3'44.107 P	224,5	14:53'46.928
3	32.174	23.142	23.557	26.969	1'45.842	251,7	14:55'32.770
4	32.053	22.783	23.753	26.724	1'45.313	252,9	14:57'18.083
5	31.827	23.632	24.844	28.108	1'48.411	254,1	14:59'06.494
6	31.796	22.896	23.706	26.734	1'45.132	254,1	15:00'51.626
7	31.708	23.156	23.364	26.604	1'44.832	254.7	15:02'36.458
8	32.257	24.702	24.198	29.369	1'50.526 P	238.9	15:04'26.984
9	6'58.595	25.758	24.681	27.231	8'16.265 P	238.4	15:12'43.249
10	31.706	23.241	23.635	26.659	1'45.241	254.1	15:14'28.490
11	31.662	22.828	23.506	26.552	1'44.548	255,3	15:16'13.038
12	31.374	22.881	23.407	26.335	1'43.997	**256.5**	15:17'57.035
13	31.519	22.797	**23.255**	26.691	1'44.262	255,3	15:19'41.297
14	31.505	22.737	23.532	26.441	1'44.215	255,9	15:21'25.512
15	36.132	25.087	24.755	33.363	1'59.337 P	240,0	15:23'24.849
16	5'46.010	25.556	27.337	28.709	7'07.612 P	214,3	15:30'32.461
17	31.699	30.216	24.004	26.478	1'52.397	251,7	15:32'24.858
18	31.477	22.938	24.414	29.422	1'48.251 P	255,3	15:34'13.109
19	9'22.533	27.026	24.667	29.092	10'43.318 P	228,8	15:44'56.427
20	31.542	22.920	23.260	26.310	1'44.032	255,9	15:46'40.459
21	31.624	22.727	23.430	26.181	1'43.962	250,0	15:48'24.421
22	**31.329**	**22.597**	23.423	**26.083**	**1'43.432**	255,9	15:50'07.853
23	31.564	22.627	23.394	26.289	1'43.874	254.1	15:51'51.727

25° 80 X. PINSACH (1'43.533)

Lap	Seg. 1	Seg. 2	Seg. 3	Seg. 4	Lap Time	km/h	Local Time
		23.282	24.282	26.738		247.7	14:46'51.480
1	31.899	22.722	23.808	26.366	1'44.795	251,2	14:48'36.275
2	31.574	22.699	23.714	26.162	1'44.149	252,9	14:50'20.424
3	31.751	22.770	23.584	26.254	1'44.359	252,9	14:52'04.783
4	32.463	31.218	25.919	26.688	1'56.288	224,5	14:54'01.071
5	31.534	22.750	23.506	26.302	1'44.092	252.9	14:55'45.163
6	31.615	22.611	23.431	26.211	1'43.868	253.5	14:57'29.031
7	31.694	22.692	24.137	30.285	1'48.808 P	253.5	14:59'17.839
8	8'17.001	22.890	23.499	26.996	9'30.386 P	230.3	15:08'48.225
9	31.583	22.737	23.431	26.555	1'44.306	253,5	15:10'32.531
10	32.394	27.877	25.850	27.206	1'53.327	250.6	15:12'25.858
11	31.601	22.982	23.545	26.312	1'44.440	252,3	15:14'10.298
12	31.847	23.021	23.875	29.219	1'47.962 P	**254.7**	15:15'58.260
13	9'41.202	23.183	23.747	26.483	10'54.615 P	223,6	15:26'52.875
14	31.525	22.672	23.338	26.298	1'43.833	253,5	15:28'36.708
15	32.042	29.619	24.642	26.812	1'53.115	251,2	15:30'29.823
16	31.660	22.676	23.418	26.268	1'44.022	251,2	15:32'13.845
17	31.717	22.959	23.506	26.212	1'44.394	251,7	15:33'58.239
18	31.604	**22.479**	23.617	26.132	1'43.832	251,2	15:35'42.071
19	34.298	27.316	27.697	31.572	2'00.883 C	231,3	15:37'42.954
20	5'51.739	23.675	23.875	27.073	7'06.362 P	242,7	15:44'49.316
21	31.432	22.673	**23.326**	**26.102**	**1'43.533**	252.3	15:46'32.849
22	**31.428**	22.553	23.513	26.152	1'43.646	252.9	15:48'16.495
23	31.792	23.023	23.783	26.263	1'44.861	250.6	15:50'01.356
24	31.534	22.711	23.624	26.286	1'44.155	251.2	15:51'45.511

26° 10 N. CALERO (1'43.680)

Lap	Seg. 1	Seg. 2	Seg. 3	Seg. 4	Lap Time	km/h	Local Time
		25.573	30.192	30.427		192.9	14:47'55.468
1	32.240	23.566	23.951	26.664	1'46.421	235,3	14:49'41.889
2	36.090	23.244	23.790	26.449	1'49.573	234,8	14:51'31.462
3	31.603	22.961	23.415	26.880	1'44.859 C	253.5	14:53'16.321
4	**31.325**	22.817	23.756	26.350	1'44.248	254.1	14:55'00.569
5	31.741	22.852	23.593	26.392	1'44.578	251.2	14:56'45.147
6	34.700	25.387	25.860	26.805	1'52.752	236,8	14:58'37.899
7	31.504	22.883	23.457	26.145	1'43.989	254,1	15:00'21.888
8	31.947	24.849	23.581	32.088	1'52.465 P	249,4	15:02'14.353
9	5'08.267	26.345	27.279	27.204	6'29.095 P	246,0	15:08'43.448
10	31.704	23.166	24.027	27.645	1'46.542 C	254,1	15:10'29.990
11	31.499	22.927	23.362	26.057	1'43.845	253,5	15:12'13.835
12	31.441	22.745	**23.358**	26.136	**1'43.680**	254,1	15:13'57.515
13	33.041	25.995	26.955	29.495	1'55.486 P	208,1	15:15'53.001
14	10'39.668	26.175	25.776	33.071	12'04.690 C	228,8	15:27'57.691
15	31.756	23.646	23.400	26.570	1'45.372	252,3	15:29'43.063
16	31.609	22.841	23.709	26.282	1'44.441	252,9	15:31'27.504
17	32.105	22.765	23.423	26.020	1'44.313	252,9	15:33'11.817
18	31.394	23.863	23.480	27.335	1'46.072	250.0	15:34'57.889
19	31.484	23.309	23.594	26.612	1'44.999	**257.1**	15:36'42.888
20	36.286	31.316	27.605	33.668	2'08.875 C	151,5	15:38'51.763
21	4'44.154	24.371	23.812	26.338	5'58.675 P	232,3	15:44'50.438
22	31.556	22.956	23.546	26.187	1'44.245	253,5	15:46'34.683
23	31.686	22.784	23.552	26.285	1'44.307	251,7	15:48'18.990
24	31.653	**22.725**	23.538	**26.009**	1'43.925	251,7	15:50'02.915
25	31.667	22.776	23.556	26.542	1'44.541	251,2	15:51'47.456

27° 69 O. JEZEK (1'44.072)

Lap	Seg. 1	Seg. 2	Seg. 3	Seg. 4	Lap Time	km/h	Local Time
		25.386	24.677	26.826		220.4	14:47'07.451
1	31.945	23.495	23.658	26.494	1'45.592	250.0	14:48'53.043
2	31.970	23.079	23.510	26.601	1'45.160	249.4	14:50'38.203
3	31.820	22.966	23.531	26.401	1'44.718	252,3	14:52'22.921
4	31.943	23.035	23.614	26.469	1'45.061	250,6	14:54'07.982
5	32.675	23.993	23.998	31.204	1'51.870 P	243,2	14:55'59.852
6	5'15.462	23.466	23.890	26.975	6'29.793 P	248,8	15:02'29.645
7	31.765	22.978	23.706	29.436	1'47.885	252,3	15:04'17.530
8	31.542	22.978	**23.308**	26.577	1'44.405	**257.1**	15:06'01.935
9	32.028	25.023	24.165	29.983	1'51.199 P	253,5	15:07'53.134
10	10'42.657	26.651	25.916	41.192	12'16.416 P	234,3	15:20'09.550
11	32.098	23.216	25.629	29.898	1'50.841	252,3	15:22'00.391
12	31.554	22.778	23.441	**26.299**	**1'44.072**	252,9	15:23'44.463
13	31.804	23.796	26.304	26.746	1'48.650	252.3	15:25'33.113
14	31.501	**22.735**	23.483	26.472	1'44.191	250.0	15:27'17.304
15	33.083	23.839	24.258	29.479	1'50.659 P	245.5	15:29'07.963
16	4'34.115	23.750	23.756	26.853	5'48.474 P	233.3	15:34'56.437

28° 6 D. STIRPE (1'44.136)

Lap	Seg. 1	Seg. 2	Seg. 3	Seg. 4	Lap Time	km/h	Local Time
		24.265	24.655	27.088		236,8	14:46'54.769
1	32.251	23.962	24.405	31.114	1'51.732 P	246,6	14:48'46.501
2	1'33.134	31.092	27.685	30.791	3'02.702 P	175.0	14:51'49.203
3	31.560	24.183	23.514	27.113	1'46.370	**254.1**	14:53'35.573
4	31.699	22.953	23.544	27.388	1'45.584	248.8	14:55'21.157
5	31.845	23.261	24.416	26.701	1'46.223	252.9	14:57'07.380
6	31.432	23.105	23.390	30.039	1'47.966 P	252,9	14:58'55.346
7	4'49.156	29.393	30.756	37.148	6'26.453 P	204,5	15:05'21.799
8	31.782	23.083	**23.302**	26.704	1'44.871	250,0	15:07'06.670
9	31.671	23.214	23.621	26.453	1'44.959	251,2	15:08'51.629
10	32.227	26.698	24.778	31.393	1'55.096 P	226,9	15:10'46.725
11	6'36.548	24.136	26.891	32.996	8'00.571 P	237,9	15:18'47.296
12	32.291	23.187	23.538	26.634	1'45.650	247,7	15:20'32.946
13	34.238	28.044	25.516	29.802	1'57.600	182,1	15:22'30.546
14	32.041	28.160	32.141	29.022	2'01.364	249,4	15:24'31.910
15	31.985	25.170	25.868	29.948	1'52.971 C	246,6	15:26'24.881
16	7'17.254	24.210	23.745	27.151	8'32.360 P	234,3	15:34'57.241
17	31.429	23.728	23.539	26.534	1'45.230	247,1	15:36'42.471
18	32.663	28.131	27.991	33.988	2'02.773 C	217.7	15:38'45.244
19	4'51.224	24.196	23.750	31.428	6'10.598 P	235,3	15:44'55.842
20	31.590	22.989	23.411	26.365	1'44.355	251.2	15:46'40.197
21	31.798	23.012	23.457	**26.334**	1'44.601	250.0	15:48'24.798
22	**31.418**	22.950	23.555	26.715	1'44.638	252,9	15:50'09.436
23	31.423	**22.874**	23.439	26.400	**1'44.136**	242,7	15:51'53.572

29° 12 C. GOBBI (1'44.395)

Lap	Seg. 1	Seg. 2	Seg. 3	Seg. 4	Lap Time	km/h	Local Time
		25.215	24.513	27.295		203,8	14:52'36.121
1	32.650	23.873	25.969	27.088	1'49.580	243,8	14:54'25.701
2	32.395	26.452	23.749	26.741	1'49.337	246,0	14:56'15.038
3	32.016	23.210	23.597	26.519	1'45.342	245,5	14:58'00.380

P = Pits In/Out - C = Lap-Time Cancelled

These data/results cannot be reproduced, stored and/or transmitted in whole or in part by any manner of electronic, mechanical, photocopying, recording, broadcasting or otherwise now known or herein after developed without the previous express consent by the copyright owner, except for reproduction in daily press and regular printed publications on sale to the public within 60 days of the event related to those data/results and always provided that copyright symbol appears together as follows below.
© DORNA WSBK ORGANIZATION Srl 2016

French Round, 30 September 1-2 October 2016

World Supersport - Chronological Analysis Free Practice 2nd Session

4	31.948	31.063	30.846	26.741	2'00.598	248.3	15:00'00.978
5	32.408	25.660	23.659	29.753	1'51.480 P	249.4	15:01'52.458
6	9'17.064	25.074	23.619	26.675	10'32.432 P	176.2	15:12'24.890
7	**31.313**	24.982	24.643	32.601	1'53.539 C	246.6	15:14'18.429
8	31.690	22.990	23.561	**26.316**	1'44.557	251.2	15:16'02.986
9	40.269	24.668	**23.401**	26.577	1'54.915		15:17'57.901
10	31.560	**22.949**	23.444	26.442	**1'44.395**	**252.3**	15:19'42.296
11	32.017	23.598	24.082	28.222	7'09.200	235.8	15:26'51.496
12	31.809	23.034	23.488	26.695	1'45.026	248.8	15:28'36.522
13	32.318	23.586	23.747	29.591	1'49.242 P	243.2	15:30'25.764
14	13'50.698	23.923	23.909	26.405	15'04.935 P	239.5	15:45'30.699
15	31.872	23.046	23.606	26.741	1'45.265	244.9	15:47'15.964
16	32.221	23.029	23.675	26.421	1'45.346	243.2	15:49'01.310
17	38.521	29.480	27.507	26.515	2'02.023	164.4	15:51'03.333
18	31.825	23.147	23.721	26.665	1'45.358	247.1	15:52'48.691

30° 38 H. SOOMER (1'44.478)

Lap	Seg. 1	Seg. 2	Seg. 3	Seg. 4	Lap Time	km/h	Local Time
		23.568	24.237	26.587		239.5	14:49'25.976
1	32.139	23.000	23.398	**26.104**	1'44.641	246.6	14:51'10.617
2	31.846	22.918	23.476	26.238	**1'44.478**	250.6	14:52'55.095
3	31.681	23.372	**23.366**	26.475	1'44.894	249.4	14:54'39.989
4	32.588	22.994	24.080	30.528	1'50.190 P	248.3	14:56'30.179
5	10'30.381	23.596	24.960	26.723	11'45.660 P	247.1	15:08'15.839
6	31.858	23.245	23.700	26.395	1'45.198	250.6	15:10'01.037
7	31.964	22.905	23.642	26.814	1'45.325	251.7	15:11'46.362
8	31.854	22.952	23.464	26.282	1'44.552	247.7	15:13'30.914
9	31.790	23.047	23.511	26.417	1'44.765	252.9	15:15'15.679
10	31.909	22.888	23.695	26.503	1'44.995	249.4	15:17'00.674
11	31.841	22.872	24.210	30.442	1'49.365 P	250.6	15:18'50.039
12	15'17.468	23.663	23.932	27.066	16'32.129 P	243.8	15:35'22.168
13	31.791	24.029	24.466	32.750	1'53.036 C	248.3	15:37'15.204
14	6'47.690	23.590	25.146	27.336	8'03.762 P	242.2	15:45'18.966
15	31.800	23.551	23.648	26.478	1'45.477	**254.7**	15:47'04.443
16	31.641	23.189	23.471	26.687	1'44.988	250.0	15:48'49.431
17	31.629	**22.813**	23.923	26.810	1'45.175	247.7	15:50'34.606
18	**31.610**	23.330	23.491	26.662	1'45.093	247.1	15:52'19.699

31° 183 P. POLESSO (1'44.597)

Lap	Seg. 1	Seg. 2	Seg. 3	Seg. 4	Lap Time	km/h	Local Time
							14:47'33.771
1	54.463	25.363	26.729	27.670	2'14.225 P	228.8	14:49'47.996
2	32.715	23.734	23.938	26.801	1'47.188	239.5	14:51'35.184
3	32.387	23.297	24.115	26.923	1'46.722	243.2	14:53'21.906
4	32.421	23.271	23.861	26.912	1'46.465	239.5	14:55'08.371
5	32.556	23.317	23.961	26.595	1'46.429	239.5	14:56'54.800
6	32.363	23.148	23.722	26.645	1'45.878	241.6	14:58'40.678
7	36.386	29.596	29.883	33.861	2'09.726 P	216.9	15:00'50.404
8	4'41.134	25.698	28.191	30.260	6'05.283 P	184.6	15:06'55.687
9	32.416	23.347	23.647	26.966	1'46.376	244.3	15:08'42.063
10	32.290	23.811	26.341	26.901	1'49.343	242.7	15:10'31.406
11	31.979	23.047	23.594	26.450	1'45.070	245.5	15:12'16.476
12	31.993	23.578	26.568	34.091	1'56.230 P	244.3	15:14'12.706
13	4'06.213	24.474	25.316	29.526	5'25.529 C	230.8	15:19'38.235
14	32.862	23.323	23.524	26.527	1'46.236	**246.0**	15:21'24.471
15	32.089	23.128	23.583	26.521	1'45.321	243.2	15:23'09.792
16	32.181	23.335	23.656	31.171	1'50.343 P	242.7	15:25'00.135
17	2'31.101	32.497	25.295	27.861	3'56.754 P	165.1	15:28'56.889
18	32.440	23.030	23.737	26.503	1'45.710	242.7	15:30'42.599
19	31.950	23.094	23.649	26.488	1'45.181	243.2	15:32'27.780
20	31.884	23.639	23.700	26.814	1'46.037	243.8	15:34'13.817
21	32.023	24.575	28.929	31.978	1'57.505 P	242.2	15:36'11.322
22	8'01.446	28.278	23.811	26.934	9'20.469 P	191.5	15:45'31.791
23	32.062	23.040	23.508	26.429	1'45.039	245.5	15:47'16.830
24	**31.862**	23.268	23.596	26.377	1'45.103 C	244.3	15:49'01.933
25	31.912	**22.822**	23.762	**26.405**	1'44.901	241.1	15:50'46.834
26	31.912	22.880	**23.276**	26.529	**1'44.597**	241.6	15:52'31.431

32° 83 L. EPIS (1'44.765)

Lap	Seg. 1	Seg. 2	Seg. 3	Seg. 4	Lap Time	km/h	Local Time
		23.605	24.671	26.975		244.9	14:46'52.488
1	32.542	23.319	23.729	26.794	1'46.384	247.1	14:48'38.872
2	31.842	23.351	23.591	26.764	1'45.548	**250.0**	14:50'24.420
3	33.490	23.486	24.507	30.051	1'51.534 P	248.8	14:52'15.954
4	1'42.381	24.775	25.160	27.675	2'59.991 C	237.4	14:55'15.945
5	32.524	23.060	23.731	26.981	1'46.296	246.0	14:57'02.241
6	31.970	22.773	24.216	29.209	1'48.168 P	248.3	14:58'50.409
7	7'22.802	24.311	24.129	27.287	8'38.529 P	235.8	15:07'28.938
8	32.446	23.501	25.073	34.278	1'55.298 C	246.6	15:09'24.236
9	**31.782**	22.900	23.510	26.717	1'44.909	**250.0**	15:11'09.145
10	32.008	**22.757**	23.525	**26.529**	1'44.819	248.3	15:12'53.964
11	31.813	22.810	25.266	30.491	1'50.380 P	248.8	15:14'44.344
12	2'35.275	24.168	25.678	28.779	3'53.900 P	244.9	15:18'38.244
13	32.487	23.127	23.871	26.843	1'46.328	247.7	15:20'24.572
14	32.112	22.980	24.916	32.161	1'52.169 P	247.7	15:22'16.741
15	6'32.568	23.843	25.175	28.668	7'50.254 P	235.8	15:30'06.995
16	32.145	23.443	24.349	26.661	1'46.598	246.6	15:31'53.593
17	32.022	22.995	23.758	29.847	1'48.622 C	246.0	15:33'42.215
18	31.944	22.835	**23.391**	26.595	**1'44.765**	246.6	15:35'26.980
19	31.953	26.011	24.585	44.144	2'06.693 C	235.3	15:37'33.673
20	7'05.666	24.469	25.406	28.220	8'23.761 P	244.9	15:45'57.434
21	32.463	22.937	24.805	27.927	1'48.132	243.8	15:47'45.566
22	33.059	25.937	27.043	35.617	2'01.656 P	206.5	15:49'47.222

33° 58 C. STOLL (1'44.846)

Lap	Seg. 1	Seg. 2	Seg. 3	Seg. 4	Lap Time	km/h	Local Time
							14:47'34.121
1	53.094	24.650	24.489	26.746	2'08.979 P	231.3	14:49'43.100
2	32.812	23.462	24.239	26.558	1'47.071	240.0	14:51'30.171
3	31.944	23.386	23.660	26.369	1'45.359	**245.5**	14:53'15.530
4	32.092	24.377	24.140	29.907	1'50.516 P	241.6	14:55'06.046
5	3'27.149	23.432	24.160	26.436	4'41.177 P	241.6	14:59'47.223
6	32.266	23.060	23.730	26.235	1'45.291	241.1	15:01'32.514
7	32.385	23.776	24.902	26.353	1'47.416	237.4	15:03'19.930
8	32.952	23.203	24.805	30.689	1'51.649 P	237.9	15:05'11.579
9	7'40.000	24.102	24.527	26.680	8'55.309 P	238.4	15:14'06.888
10	32.270	23.035	23.572	30.773	1'49.650	241.6	15:15'56.538
11	32.246	23.193	23.916	26.338	1'45.693	243.2	15:17'42.231
12	32.184	**22.822**	24.061	26.908	1'45.975	243.2	15:19'28.206
13	**31.909**	23.153	23.692	29.853	1'48.607 P	**245.5**	15:21'16.813
14	7'40.488	31.102			22'33.825 C	183.1	15:43'50.638
15	2'19.857	24.762	25.103	26.893	3'36.615 P	231.8	15:47'27.253
16	32.482	22.992	23.886	26.364	1'45.724	238.4	15:49'12.977
17	32.114	23.005	**23.550**	26.177	**1'44.846**	240.0	15:50'57.823
18	33.260	23.215	23.665	**26.175**	1'46.315	230.3	15:52'44.138

34° 35 S. HILL (1'45.265)

Lap	Seg. 1	Seg. 2	Seg. 3	Seg. 4	Lap Time	km/h	Local Time
		24.083	24.634	27.719		237.9	14:46'57.553
1	32.822	23.179	24.076	27.045	1'47.122	246.0	14:48'44.675
2	32.434	23.006	23.940	26.855	1'46.235	246.0	14:50'30.910
3	32.230	23.118	23.678	26.771	1'45.797	250.6	14:52'16.707
4	32.129	23.291	23.655	26.700	1'45.775	**254.1**	14:54'02.482
5	32.165	23.026	23.830	**26.659**	1'45.680	247.1	14:55'48.162
6	32.547	23.290	23.865	27.020	1'46.722	244.3	14:57'34.884
7	32.208	23.130	24.103	27.171	1'46.612	246.6	14:59'21.496
8	33.889	23.624			1'59.155 C	246.0	15:01'20.651
9	5'57.292	23.605	24.476	47.057	7'32.430 P	242.2	15:08'53.081
10	35.554	25.647	24.555	31.603	1'57.359 C	154.9	15:10'50.440
11	32.205	23.075			1'49.193 C	248.3	15:12'39.633
12	**32.066**	**22.899**	**23.603**	26.697	**1'45.265**	248.8	15:14'24.898
13	32.126	22.937	24.082	26.813	1'45.958	248.8	15:16'10.856
14	34.378	30.301	26.874	34.693	2'06.246	179.1	15:18'17.102
15	32.186	23.164	23.841	26.816	1'46.007	249.4	15:20'03.109
16	32.888	23.414	24.063	34.070	1'54.435 P	242.2	15:21'57.544
17	6'11.142	24.435	28.781	32.849	7'37.207 P	235.3	15:29'34.751
18	1'15.164	24.112	26.380	34.041	2'39.697 P	240.0	15:32'14.448
19	37.166	32.806	26.989	31.504	2'08.465 P	196.0	15:34'22.913
20	9'22.743	24.137	25.505	30.296	10'42.681 P	241.1	15:45'05.594
21	32.467	23.196	23.991	31.333	1'50.987	246.6	15:46'56.581
22	32.323	23.478	23.928	27.216	1'46.945	245.5	15:48'43.526
23	32.537	23.139	23.891	34.314	1'53.881	242.2	15:50'37.407
24	33.541	23.155	23.805	27.262	1'47.763	249.4	15:52'25.170

35° 20 D. LOUREIRO (1'45.272)

Lap	Seg. 1	Seg. 2	Seg. 3	Seg. 4	Lap Time	km/h	Local Time
							14:47'49.942
1	1'00.742	25.180	24.651	27.533	2'18.106 P	234.8	14:50'08.048

P = Pits In/Out - C = Lap-Time Cancelled

These data/results cannot be reproduced, stored and/or transmitted in whole or in part by any manner of electronic, mechanical, photocopying, recording, broadcasting or otherwise now known or herein after developed without the previous express consent by the copyright owner, except for reproduction in daily press and regular printed publications on sale to the public within 60 days of the event related to those data/results and always provided that copyright symbol appears together as follows below.
© DORNA WSBK ORGANIZATION Srl 2016

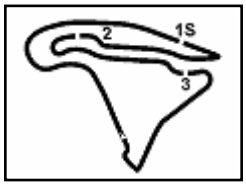

Magny-Cours 4.411 m

French Round, 30 September 1-2 October 2016

World Supersport - Chronological Analysis Free Practice 2nd Session

2	33.127	23.833	23.930	27.731	1'48.621	242,7	14:51'56.669
3	32.340	23.002	24.285	27.076	1'46.703	247,1	14:53'43.372
4	32.453	23.343	24.197	27.302	1'47.295	237,9	14:55'30.667
5	32.802	23.066	23.957	26.922	1'46.747	243,8	14:57'17.414
6	32.244	23.248	23.903	26.875	1'46.270	244,9	14:59'03.684
7	32.103	23.001	23.828	26.972	1'45.904	245,5	15:00'49.588
8	32.242	23.049	23.758	26.786	1'45.835	244,3	15:02'35.423
9	32.406	23.930	25.040	31.170	1'52.546 P	246,6	15:04'27.969
10	10'19.465	27.809	24.530	27.148	11'38.952 P	228,8	15:16'06.921
11	32.273	23.070	23.716	26.750	1'45.809	244,9	15:17'52.730
12	32.247	23.134	23.717	27.630	1'46.728	244,3	15:19'39.458
13	**31.963**	23.214	23.924	27.174	1'46.275	**248.8**	15:21'25.733
14	32.376	22.915	23.849	26.964	1'46.104	246.0	15:23'11.837
15	32.223	22.886	23.801	26.813	1'45.723	245.5	15:24'57.560
16	32.077	23.082	23.658	26.702	1'45.519	244,9	15:26'43.079
17	32.069	**22.842**	23.843	26.796	1'45.550	243,8	15:28'28.629
18	32.069	22.934	24.005	26.716	1'45.724	245,5	15:30'14.353
19	32.087	23.377	23.990	32.885	1'52.339 P	244,9	15:32'06.692
20	11'41.055	23.902	24.389	27.503	12'56.849 P	237,4	15:45'03.541
21	32.354	28.652	24.143	27.142	1'52.291	242,7	15:46'55.832
22	32.158	23.388	**23.565**	**26.493**	1'45.604	234,3	15:48'41.436
23	31.969	22.923	23.867	26.513	**1'45.272**	242,7	15:50'26.708
24	32.091	22.998	23.760	26.965	1'45.814	243,2	15:52'12.522

36° 42 S. FROSSARD (1'45.342)

Lap	Seg. 1	Seg. 2	Seg. 3	Seg. 4	Lap Time	km/h	Local Time
							14:50'38.384
1	54.447	24.548	24.396	27.384	2'10.775 P	241,1	14:52'49.159
2	32.675	23.544	23.998	27.111	1'47.328	244,9	14:54'36.487
3	32.552	23.490	24.125	26.976	1'47.143	244,3	14:56'23.630
4	32.433	23.467	23.982	26.934	1'46.816	244,9	14:58'10.446
5	32.370	23.451	23.932	26.962	1'46.715	246,6	14:59'57.161
6	32.171	23.370	23.870	27.075	1'46.486	247,1	15:01'43.647
7	32.295	23.375	23.812	38.108	1'57.590 P	244,9	15:03'41.237
8	10'25.317	23.739	24.361	27.409	11'40.826 P	241,1	15:15'22.063
9	32.527	23.497	24.117	28.520	1'48.661	245,5	15:17'10.724
10	32.367	23.618	24.015	27.834	1'47.834	232,3	15:18'58.558
11	32.462	24.544	24.937	32.012	1'53.955 P	**247.7**	15:20'52.513
12	7'01.223	23.731	24.014	26.973	8'15.941 P	240.5	15:29'08.454
13	32.449	23.293	23.938	27.160	1'46.840	243.8	15:30'55.294
14	32.335	23.175	23.899	26.935	1'46.344	243,2	15:32'41.638
15	32.239	23.139	23.865	26.856	1'46.099	243,8	15:34'27.737
16	32.224	23.000	23.943	26.711	1'45.878	243,8	15:36'13.615
17	32.203	24.079	25.793	32.748	1'54.823 C	234,8	15:38'08.438
18	6'48.893	24.440	24.175	27.002	8'04.510 P	236,8	15:46'12.948
19	32.571	23.239	23.932	26.734	1'46.476	243,8	15:47'59.424
20	32.269	23.200	23.816	26.695	1'45.980	242,7	15:49'45.404
21	**32.129**	**22.978**	**23.634**	**26.601**	**1'45.342**	243,2	15:51'30.746

37° 123 F. PERON (1'45.922)

Lap	Seg. 1	Seg. 2	Seg. 3	Seg. 4	Lap Time	km/h	Local Time
							14:46'35.938
1	1'02.854	26.021	25.144	27.547	2'21.566 P	155,4	14:48'57.504
2	32.741	23.603	23.943	27.158	1'47.445	239,5	14:50'44.949
3	32.505	23.488	23.737	27.158	1'46.888	241,1	14:52'31.837
4	32.495	23.537	23.914	27.037	1'46.983	240,5	14:54'18.820
5	32.351	23.203	23.740	30.993	1'50.287 P	240,0	14:56'09.107
6	6'28.154	23.972	24.366	27.719	7'44.211 P	238,4	15:03'53.318
7	32.524	24.043	27.528	27.123	1'51.218	242,2	15:05'44.536
8	32.450	23.543	24.006	32.861	1'52.860 P	242,2	15:07'37.396
9	9'19.810	24.374	25.500	28.760	10'38.444 P	236,8	15:18'15.840
10	32.637	23.418	25.400	28.636	1'50.091 C	240.5	15:20'05.931
11	32.550	23.289	23.625	27.310	1'46.774	241.1	15:21'52.705
12	32.405	23.196	23.923	26.721	1'46.245	241.1	15:23'38.950
13	32.393	23.098	23.899	**26.532**	**1'45.922**	**242.7**	15:25'24.872
14	**32.286**	**23.089**	23.874	31.618	1'50.867	240,0	15:27'15.739
15	32.550	23.215	**23.556**	26.763	1'46.084	239,5	15:29'01.823
16	33.557	24.164	25.527	30.869	1'54.117 P	234,8	15:30'55.940
17	14'05.103	24.059	24.448	27.071	15'20.681 P	236,3	15:46'16.621
18	33.059	23.474	23.996	27.083	1'47.612	238,9	15:48'04.233
19	32.594	25.311	36.761	35.390	2'10.056	239,5	15:50'14.289

38° 50 B. ORTT (1'45.951)

Lap	Seg. 1	Seg. 2	Seg. 3	Seg. 4	Lap Time	km/h	Local Time
							14:54'19.046
1	1'01.741	25.226	25.354	27.999	2'20.320 P	235,3	14:56'39.366
2	33.078	23.871	24.478	27.242	1'48.669	243,2	14:58'28.035
3	32.546	23.865	24.283	27.041	1'47.735	243,8	15:00'15.770
4	32.394	23.398	24.169	27.016	1'46.977	243,8	15:02'02.747
5	32.416	23.617	24.050	26.958	1'47.041	243,2	15:03'49.788
6	32.310	23.714	32.157	30.221	1'58.402	**245.5**	15:05'48.190
7	32.393	23.611	23.979	26.986	1'46.969	244,3	15:07'35.159
8	32.188	23.321	24.014	27.053	1'46.576	243,8	15:09'21.735
9	32.252	23.450	24.262	32.327	1'52.291 P	243,2	15:11'14.026
10	7'49.304	23.809	24.113	26.972	9'04.198 P	242,7	15:20'18.224
11	32.256	23.267	**23.782**	**26.663**	1'45.968	244,3	15:22'04.192
12	32.220	23.162	23.916	26.779	1'46.077	243,8	15:23'50.269
13	32.145	23.287	23.810	27.213	1'46.455	243,2	15:25'36.724
14	39.851	30.447	24.574	27.058	2'01.930	185,2	15:27'38.654
15	32.192	23.355	25.920	30.611	1'52.078	242,2	15:29'30.732
16	32.131	23.300	24.132	26.677	1'46.240	243,8	15:31'16.972
17	32.022	23.201	23.976	26.752	**1'45.951**	242,7	15:33'02.923
18	32.130	**23.060**	23.930	26.854	1'45.974	244,9	15:34'48.897
19	32.104	23.180	31.220	36.361	2'02.865 C	241,1	15:36'51.762
20	6'57.275	23.850	24.133	27.149	8'12.407 P	241,1	15:45'04.169
21	32.413	23.381	24.116	26.771	1'46.681	244,3	15:46'50.850
22	**31.989**	23.366	23.965	26.893	1'46.213	242,7	15:48'37.063
23	32.085	23.211	24.171	26.763	1'46.230	241,1	15:50'23.293

39° 7 A. LICCIARDI (1'52.650)

Lap	Seg. 1	Seg. 2	Seg. 3	Seg. 4	Lap Time	km/h	Local Time
							15:18'56.589
1	1'23.863	28.745	28.069	29.823	2'50.500 P	217,7	15:21'47.089
2	34.708	24.867	25.721	28.753	1'54.049	241,1	15:23'41.138
3	**33.793**	**24.591**	**25.644**	**28.622**	**1'52.650**	**246.0**	15:25'33.788
4	33.868	25.274	26.277	34.233	1'59.652 P	241,1	15:27'33.440
5	6'12.959	25.308	25.846	28.636	7'32.749 P	237,4	15:35'06.189
6	34.151	31.168	25.871	35.980	2'07.170 C	240,0	15:37'13.359
7	7'18.611	25.324	26.578	29.172	8'39.685 P	233,8	15:45'53.044
8	34.347	24.898	26.013	28.903	1'54.161	239,5	15:47'47.205
9	34.541	24.790	26.045	34.164	1'59.540 P	238,9	15:49'46.745

P = Pits In/Out - C = Lap-Time Cancelled

These data/results cannot be reproduced, stored and/or transmitted in whole or in part by any manner of electronic, mechanical, photocopying, recording, broadcasting or otherwise now known or herein after developed without the previous express consent by the copyright owner, except for reproduction in daily press and regular printed publications on sale to the public within 60 days of the event related to those data/results and always provided that copyright symbol appears together as follows below.
© DORNA WSBK ORGANIZATION Srl 2016

PIRELLI
Official Tyre Supplier
TISSOT SWISS WATCHES SINCE 1853
Official Timekeeper