

French Round, 30 September 1-2 October 2016

World Supersport - Results Superpole 1

No.	Rider	Nat	Team	Bike	Class	Time	Gap	Rel.	Laps	Speed	
										Avg	Max
1*	2 P. JACOBSEN	USA	Honda World Supersport Team	Honda CBR600RR		1'57.646			7	134,978	231,3
2*	4 G. REA	GBR	GRT Racing Team	MV Agusta F3 675		1'58.147	0.501	0.501	7	134,405	242,7
3	64 F. CARICASULO	ITA	Bardahl Evam Bros. Honda Racing	Honda CBR600RR		1'59.400	1.754	1.253	7	132,995	239,5
4	71 C. BERGMAN	SWE	CIA Landlord Insurance Honda	Honda CBR600RR		1'59.757	2.111	0.357	7	132,599	241,6
5	23 C. TANGRE	FRA	Team Yohann Moto Sport	Suzuki GSX-R600	ESS	2'00.579	2.933	0.822	6	131,695	232,3
6	78 H. OKUBO	JPN	CIA Landlord Insurance Honda	Honda CBR600RR		2'00.807	3.161	0.228	6	131,446	231,8
7	83 L. EPIS	AUS	Response RE Racing	Kawasaki ZX-6R		2'01.007	3.361	0.200	7	131,229	242,2
8	26 G. ANTIGA	FRA	MTM / HS Kawasaki	Kawasaki ZX-6R	ESS	2'01.350	3.704	0.343	6	130,858	241,6
9	183 P. POLESSO	FRA	TCP Racing	Yamaha YZF R6		2'01.547	3.901	0.197	7	130,646	240,5
10	58 C. STOLL	FRA	CS Race Team	Triumph Daytona 675		2'01.656	4.010	0.109	7	130,529	236,3
11	80 X. PINSACH	ESP	Gemar Balloons - Team Lorini	Honda CBR600RR		2'02.452	4.806	0.796	7	129,680	227,4
12	65 M. CANDUCCI	ITA	GRT Racing Team	MV Agusta F3 675		2'02.781	5.135	0.329	6	129,333	247,1
13	69 O. JEZEK	CZE	Team GoEleven	Kawasaki ZX-6R		2'03.169	5.523	0.388	6	128,925	241,1
14	63 Z. KHAIRUDDIN	MAS	Orelac Racing VerdNatura	Kawasaki ZX-6R		2'03.953	6.307	0.784	6	128,110	239,5
15	42 S. FROSSARD	SUI	Team CMS	Yamaha YZF R6		2'04.200	6.554	0.247	6	127,855	231,8
16	44 R. ROLFO	ITA	Team Factory Vamag	MV Agusta F3 675		2'04.392	6.746	0.192	6	127,658	234,3
17	77 K. RYDE	GBR	Schmidt Racing	Kawasaki ZX-6R		2'04.884	7.238	0.492	6	127,155	224,5
18	10 N. CALERO	ESP	Orelac Racing VerdNatura	Kawasaki ZX-6R		2'04.943	7.297	0.059	6	127,095	242,7
19	81 L. STAPLEFORD	GBR	Profile Racing	Triumph Daytona 675		2'04.959	7.313	0.016	6	127,078	221,3
20	123 F. PERON	FRA	Team 23 FELIX LE Pi-LOT by ASPI	Yamaha YZF R6		2'06.343	8.697	1.384	6	125,686	236,3
21	38 H. SOOMER	EST	Kallio Racing	Yamaha YZF R6		2'06.422	8.776	0.079	2	125,608	220,0
22	35 S. HILL	GBR	CIA Landlord Insurance Honda	Honda CBR600RR		2'06.695	9.049	0.273	2	125,337	228,3
23	6 D. STIRPE	ITA	Scuderia Maranga Racing	Kawasaki ZX-6R	ESS	2'06.886	9.240	0.191	6	125,149	214,7
24	50 B. ORTT	CAN	WILSport Racedays Honda	Honda CBR600RR	ESS	2'07.481	9.835	0.595	6	124,564	238,9
25	20 D. LOUREIRO	RSA	WILSport Racedays Honda	Honda CBR600RR	ESS	2'07.786	10.140	0.305	6	124,267	228,8
26	111 K. SMITH	GBR	CIA Landlord Insurance Honda	Honda CBR600RR					1		241,6
27	12 C. GOBBI	ITA	VFT Racing	Yamaha YZF R6	ESS				2		197,1
28	87 L. ZANETTI	ITA	MV Agusta Reparto Corse	MV Agusta F3 675					0		226,4

* Qualified to Superpole 2

AIR	Humidity:	90%	Temp:	15°C
TRACK	Condition:	Wet	Temp:	18°C

Lap Record	2014 J.Cluzel	1'40.550	157,930	Km/h
Best Lap	2009 C.Crutchlow	1'41.407	156,590	Km/h

These data/results cannot be reproduced, stored and/or transmitted in whole or in part by any manner of electronic, mechanical, photocopying, recording, broadcasting or otherwise now known or herein after developed without the previous express consent by the copyright owner, except for reproduction in daily press and regular printed publications on sale to the public within 60 days of the event related to those data/results and always provided that copyright symbol appears together as follows below.

© DORNA WSBK ORGANIZATION Srl 2016

Start	End	The results are provisional until the end of the time limit for protests and appeals
01/10/2016 11:30	11:47	and the completion of the technical checks.

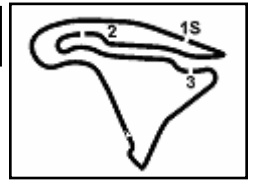
FIAT PERUGIA TIMING



Official Tyre Supplier



Official Timekeeper



French Round, 30 September 1-2 October 2016

World Supersport - Results Superpole 1

Session Highlights

11.30.02		Start
11.33.06	Gobbi	Crashed - Turn 3
11.33.15	Smith	Crashed - Turn 5
11.35.38	Ryde	Lap Cancelled - Exit Track Limits
11.36.05	Stoll	Lap Cancelled - Exit Track Limits
11.37.27	Soomer	Crashed - Turn 3
11.38.16	Caricasulo	Lap Cancelled - Exit Track Limits
11.38.34	Hill	Crashed - Turn 12
11.38.53	Zanetti	Technical Problem - Turn 11
11.41.20	Rolfo	Lap Cancelled - Exit Track Limits
11.42.20	Caricasulo	Lap Cancelled - Exit Track Limits
11.47.15		End Of Session

Fastest Laps Sequence

No.	Rider	Nat	Team	Bike	Local Time	Time	Gap	Avg
183	P. POLESSO	FRA	TCP Racing	Yamaha YZF R6	11:34'14.335	2'05.199		126,835
2	P. JACOBSEN	USA	Honda World Supersport Team	Honda CBR600RR	11:34'32.216	2'03.178	-2.021	128,916
71	C. BERGMAN	SWE	CIA Landlord Insurance Honda	Honda CBR600RR	11:36'25.979	2'02.118	-1.060	130,035
71	C. BERGMAN	SWE	CIA Landlord Insurance Honda	Honda CBR600RR	11:38'27.334	2'01.355	-0.763	130,852
2	P. JACOBSEN	USA	Honda World Supersport Team	Honda CBR600RR	11:40'36.849	1'58.828	-2.527	133,635
4	G. REA	GBR	GRT Racing Team	MV Agusta F3 675	11:44'55.251	1'58.147	-0.681	134,405
2	P. JACOBSEN	USA	Honda World Supersport Team	Honda CBR600RR	11:46'35.007	1'57.646	-0.501	134,978

These data/results cannot be reproduced, stored and/or transmitted in whole or in part by any manner of electronic, mechanical, photocopying, recording, broadcasting or otherwise now known or herein after developed without the previous express consent by the copyright owner, except for reproduction in daily press and regular printed publications on sale to the public within 60 days of the event related to those data/results and always provided that copyright symbol appears together as follows below.

© DORNA WSBK ORGANIZATION Srl 2016

	Start	End	The results are provisional until the end of the time limit for protests and appeals
01/10/2016	11:30	11:47	and the completion of the technical checks.

FICR PERUGIA TIMING



Official Tyre Supplier



Official Timekeeper

French Round, 30 September 1-2 October 2016

World Supersport - Best Sector & Speed Superpole 1

Best Lap

1	2 P. JACOBSEN	Honda CBR600RR	1'57.646
2	4 G. REA	MV Austa F3 675	1'58.147
3	64 F. CARICASULO	Honda CBR600RR	1'59.400
4	71 C. BERGMAN	Honda CBR600RR	1'59.757
5	23 C. TANGRE	Suzuki GSX-R600	2'00.579
6	78 H. OKUBO	Honda CBR600RR	2'00.807
7	83 L. EPIS	Kawasaki ZX-6R	2'01.007
8	26 G. ANTIGA	Kawasaki ZX-6R	2'01.350
9	183 P. POLESSO	Yamaha YZF R6	2'01.547
10	58 C. STOLL	Triumph Daytona 675	2'01.656
11	80 X. PINSACH	Honda CBR600RR	2'02.452
12	65 M. CANDUCCI	MV Austa F3 675	2'02.781
13	69 O. JEZEK	Kawasaki ZX-6R	2'03.169
14	63 Z. KHAIRUDDIN	Kawasaki ZX-6R	2'03.953
15	42 S. FROSSARD	Yamaha YZF R6	2'04.200
16	44 R. ROLFO	MV Austa F3 675	2'04.392
17	77 K. RYDE	Kawasaki ZX-6R	2'04.884
18	10 N. CALERO	Kawasaki ZX-6R	2'04.943
19	81 L. STAPLEFORD	Triumph Daytona 675	2'04.959
20	123 F. PERON	Yamaha YZF R6	2'06.422
21	38 H. SOOMER	Yamaha YZF R6	2'06.422
22	35 S. HILL	Honda CBR600RR	2'06.695
23	6 D. STIRPE	Kawasaki ZX-6R	2'06.886
24	50 B. ORTT	Honda CBR600RR	2'07.481
25	20 D. LOUREIRO	Honda CBR600RR	2'07.786
26	12 C. GOBBI	Yamaha YZF R6	
27	87 L. ZANETTI	MV Austa F3 675	
28	111 K. SMITH	Honda CBR600RR	

Best Sector & Speed

1	65 M. CANDUCCI	MV Austa F3 675	247.1
2	4 G. REA	MV Austa F3 675	242.7
3	10 N. CALERO	Kawasaki ZX-6R	242.7
4	83 L. EPIS	Kawasaki ZX-6R	242.2
5	111 K. SMITH	Honda CBR600RR	241.6
6	26 G. ANTIGA	Kawasaki ZX-6R	241.6
7	71 C. BERGMAN	Honda CBR600RR	241.6
8	69 O. JEZEK	Kawasaki ZX-6R	241.1
9	183 P. POLESSO	Yamaha YZF R6	240.5
10	63 Z. KHAIRUDDIN	Kawasaki ZX-6R	239.5
11	64 F. CARICASULO	Honda CBR600RR	239.5
12	50 B. ORTT	Honda CBR600RR	238.9
13	58 C. STOLL	Triumph Daytona 675	236.3
14	123 F. PERON	Yamaha YZF R6	236.3
15	44 R. ROLFO	MV Austa F3 675	234.3
16	23 C. TANGRE	Suzuki GSX-R600	232.3
17	78 H. OKUBO	Honda CBR600RR	231.8
18	42 S. FROSSARD	Yamaha YZF R6	231.8
19	2 P. JACOBSEN	Honda CBR600RR	231.3
20	20 D. LOUREIRO	Honda CBR600RR	228.8
21	35 S. HILL	Honda CBR600RR	228.3
22	80 X. PINSACH	Honda CBR600RR	227.4
23	87 L. ZANETTI	MV Austa F3 675	226.4
24	77 K. RYDE	Kawasaki ZX-6R	224.5
25	81 L. STAPLEFORD	Triumph Daytona 675	221.3
26	38 H. SOOMER	Yamaha YZF R6	220.0
27	6 D. STIRPE	Kawasaki ZX-6R	214.7
28	12 C. GOBBI	Yamaha YZF R6	197.1

Seg. 1

1	2 P. JACOBSEN	35.024
2	4 G. REA	35.289
3	64 F. CARICASULO	35.602
4	71 C. BERGMAN	35.804
5	111 K. SMITH	35.878
6	83 L. EPIS	35.884
7	78 H. OKUBO	35.889
8	58 C. STOLL	36.178
9	23 C. TANGRE	36.201
10	183 P. POLESSO	36.263
11	65 M. CANDUCCI	36.321
12	63 Z. KHAIRUDDIN	36.545
13	80 X. PINSACH	36.562
14	26 G. ANTIGA	36.578
15	69 O. JEZEK	36.698
16	10 N. CALERO	36.819
17	81 L. STAPLEFORD	36.862
18	42 S. FROSSARD	36.992
19	77 K. RYDE	37.016
20	38 H. SOOMER	37.074
21	44 R. ROLFO	37.174
22	35 S. HILL	37.180
23	6 D. STIRPE	37.260
24	20 D. LOUREIRO	37.534
25	50 B. ORTT	37.554
26	123 F. PERON	38.076
27	87 L. ZANETTI	38.634

Seg. 2

1	4 G. REA	26.111
2	64 F. CARICASULO	26.314
3	71 C. BERGMAN	26.465
4	23 C. TANGRE	26.546
5	2 P. JACOBSEN	26.552
6	183 P. POLESSO	26.591
7	83 L. EPIS	26.671
8	58 C. STOLL	26.680
9	26 G. ANTIGA	26.855
10	78 H. OKUBO	26.883
11	69 O. JEZEK	26.956
12	111 K. SMITH	27.098
13	65 M. CANDUCCI	27.197
14	42 S. FROSSARD	27.218
15	123 F. PERON	27.391
16	80 X. PINSACH	27.405
17	44 R. ROLFO	27.421
18	10 N. CALERO	27.443
19	63 Z. KHAIRUDDIN	27.495
20	77 K. RYDE	27.504
21	20 D. LOUREIRO	27.642
22	50 B. ORTT	27.667
23	35 S. HILL	27.718
24	81 L. STAPLEFORD	27.876
25	6 D. STIRPE	28.288
26	38 H. SOOMER	28.371
27	12 C. GOBBI	28.522
28	87 L. ZANETTI	28.943

Seg. 3

1	2 P. JACOBSEN	26.973
2	4 G. REA	27.120
3	64 F. CARICASULO	27.132
4	71 C. BERGMAN	27.367
5	78 H. OKUBO	27.733
6	23 C. TANGRE	27.735
7	26 G. ANTIGA	27.809
8	183 P. POLESSO	27.866
9	111 K. SMITH	28.017
10	83 L. EPIS	28.019
11	80 X. PINSACH	28.103
12	69 O. JEZEK	28.156
13	65 M. CANDUCCI	28.336
14	58 C. STOLL	28.376
15	63 Z. KHAIRUDDIN	28.548
16	44 R. ROLFO	28.592
17	42 S. FROSSARD	28.619
18	38 H. SOOMER	28.677
19	77 K. RYDE	28.868
20	10 N. CALERO	28.879
21	81 L. STAPLEFORD	28.933
22	123 F. PERON	29.026
23	6 D. STIRPE	29.082
24	35 S. HILL	29.321
25	12 C. GOBBI	29.354
26	50 B. ORTT	29.551
27	87 L. ZANETTI	30.065
28	20 D. LOUREIRO	30.161

Seg. 4

1	2 P. JACOBSEN	29.065
2	4 G. REA	29.458
3	26 G. ANTIGA	29.965
4	64 F. CARICASULO	30.038
5	71 C. BERGMAN	30.071
6	58 C. STOLL	30.080
7	23 C. TANGRE	30.097
8	78 H. OKUBO	30.227
9	83 L. EPIS	30.255
10	80 X. PINSACH	30.382
11	183 P. POLESSO	30.432
12	65 M. CANDUCCI	30.879
13	111 K. SMITH	30.914
14	35 S. HILL	30.969
15	81 L. STAPLEFORD	31.010
16	44 R. ROLFO	31.045
17	77 K. RYDE	31.277
18	69 O. JEZEK	31.294
19	63 Z. KHAIRUDDIN	31.296
20	42 S. FROSSARD	31.371
21	38 H. SOOMER	31.510
22	12 C. GOBBI	31.772
23	10 N. CALERO	31.802
24	123 F. PERON	31.850
25	87 L. ZANETTI	32.230
26	6 D. STIRPE	32.256
27	50 B. ORTT	32.352
28	20 D. LOUREIRO	32.399

01/10/2016

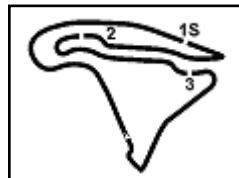
These data/results cannot be reproduced, stored and/or transmitted in whole or in part by any manner of electronic, mechanical, photocopying, recording, broadcasting or otherwise now known or herein after developed without the previous express consent by the copyright owner, except for reproduction in daily press and regular printed publications on sale to the public within 60 days of the event related to those data/results and always provided that copyright symbol appears together as follows below.

© DORNA WSBK ORGANIZATION Srl 2016

FICR PERUGIA TIMING

Official Tyre Supplier

Official Timekeeper



French Round, 30 September 1-2 October 2016

World Supersport - Ideal Times Superpole 1

No.	Rider	Nat	Bike	Seg. 1 Diff. 1	Seg. 2 Diff. 2	Seg. 3 Diff. 3	Seg. 4 Diff. 4	Ideal Time Best Lap	Pos.	Diff.
1	2 P. JACOBSEN	USA	Honda CBR600RR	35.024	26.552 0.032	26.973	29.065	1'57.614 1'57.646	4	0.032
2	4 G. REA	GBR	MV Agusta F3 675	35.289	26.111	27.120 0.169	29.458	1'57.978 1'58.147	5	0.169
3	64 F. CARICASULO	ITA	Honda CBR600RR	35.602 0.305	26.314	27.132 0.009	30.038	1'59.086 1'59.400	6	0.314
4	71 C. BERGMAN	SWE	Honda CBR600RR	35.804 0.050	26.465	27.367	30.071	1'59.707 1'59.757	7	0.050
5	23 C. TANGRE	FRA	Suzuki GSX-R600	36.201	26.546	27.735	30.097	2'00.579 2'00.579	8	0.000
6	78 H. OKUBO	JPN	Honda CBR600RR	35.889	26.883 0.075	27.733	30.227	2'00.732 2'00.807	9	0.075
7	83 L. EPIS	AUS	Kawasaki ZX-6R	35.884 0.027	26.671	28.019	30.255 0.151	2'00.829 2'01.007	10	0.178
8	183 P. POLESSO	FRA	Yamaha YZF R6	36.263	26.591 0.395	27.866	30.432	2'01.152 2'01.547	12	0.395
9	26 G. ANTIGA	FRA	Kawasaki ZX-6R	36.578 0.143	26.855	27.809	29.965	2'01.207 2'01.350	11	0.143
10	58 C. STOLL	FRA	Triumph Daytona 675	36.178 0.103	26.680	28.376 0.239	30.080	2'01.314 2'01.656	13	0.342
11	80 X. PINSACH	ESP	Honda CBR600RR	36.562	27.405	28.103	30.382	2'02.452 2'02.452	14	0.000
12	65 M. CANDUCCI	ITA	MV Agusta F3 675	36.321	27.197 0.048	28.336	30.879	2'02.733 2'02.781	15	0.048
13	69 O. JEZEK	CZE	Kawasaki ZX-6R	36.698	26.956	28.156	31.294 0.065	2'03.104 2'03.169	16	0.065
14	63 Z. KHAIRUDDIN	MAS	Kawasaki ZX-6R	36.545 0.049	27.495	28.548	31.296 0.020	2'03.884 2'03.953	17	0.069
15	42 S. FROSSARD	SUI	Yamaha YZF R6	36.992	27.218	28.619	31.371	2'04.200 2'04.200	18	0.000
16	44 R. ROLFO	ITA	MV Agusta F3 675	37.174	27.421	28.592 0.160	31.045	2'04.232 2'04.392	19	0.160
17	77 K. RYDE	GBR	Kawasaki ZX-6R	37.016	27.504 0.044	28.868 0.092	31.277 0.083	2'04.665 2'04.884	20	0.219
18	81 L. STAPLEFORD	GBR	Triumph Daytona 675	36.862 0.278	27.876	28.933	31.010	2'04.681 2'04.959	22	0.278
19	10 N. CALERO	ESP	Kawasaki ZX-6R	36.819	27.443	28.879	31.802	2'04.943 2'04.943	21	0.000
20	35 S. HILL	GBR	Honda CBR600RR	37.180 0.559	27.718 0.480	29.321 0.468	30.969	2'05.188 2'06.695	25	1.507
21	38 H. SOOMER	EST	Yamaha YZF R6	37.074 0.790	28.371	28.677	31.510	2'05.632 2'06.422	24	0.790
22	123 F. PERON	FRA	Yamaha YZF R6	38.076	27.391	29.026	31.850	2'06.343 2'06.343	23	0.000
23	6 D. STIRPE	ITA	Kawasaki ZX-6R	37.260	28.288	29.082	32.256	2'06.886 2'06.886	26	0.000
24	50 B. ORTT	CAN	Honda CBR600RR	37.554 0.357	27.667	29.551	32.352	2'07.124 2'07.481	27	0.357
25	20 D. LOUREIRO	RSA	Honda CBR600RR	37.534	27.642	30.161	32.399 0.050	2'07.736 2'07.786	28	0.050
Overall Ideal Time				35.024	26.111	26.973	29.065	1'57.173		

01/10/2016

These data/results cannot be reproduced, stored and/or transmitted in whole or in part by any manner of electronic, mechanical, photocopying, recording, broadcasting or otherwise now known or herein after developed without the previous express consent by the copyright owner, except for reproduction in daily press and regular printed publications on sale to the public within 60 days of the event related to those data/results and always provided that copyright symbol appears together as follows below.
© DORNA WSBK ORGANIZATION Srl 2016

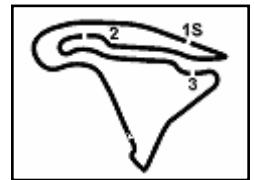
FICR PERUGIA TIMING



Official Tyre Supplier



Official Timekeeper



Magny-Cours 4.411 m

French Round, 30 September 1-2 October 2016

World Supersport - Chronological Analysis Superpole 1

2 / 2

5	52.603	28.370	29.191	32.297	2'22.461 P	230.8	11:43'36.153
6	36.823	27.515	28.635	31.339	2'04.312	238.4	11:45'40.465

15° 42 S. FROSSARD (2'04.200)							
Lap	Seq. 1	Seq. 2	Seq. 3	Seq. 4	Lap Time	km/h	Local Time
		30.065	32.142	34.660		203.8	11:32'45.022
1	38.495	29.565	30.401	32.852	2'11.313	200.4	11:34'56.335
2	37.758	28.745	30.532	32.791	2'09.826	214.7	11:37'06.161
3	37.777	28.794	30.983	32.926	2'10.480	220.9	11:39'16.641
4	37.533	28.471	29.660	32.295	2'07.959	222.2	11:41'24.600
5	37.221	28.074	29.543	32.160	2'06.998	221.3	11:43'31.598
6	36.992	27.218	28.619	31.371	2'04.200	231.8	11:45'35.798

16° 44 R. ROLFO (2'04.392)							
Lap	Seq. 1	Seq. 2	Seq. 3	Seq. 4	Lap Time	km/h	Local Time
		30.811	31.235	34.339		190.5	11:33'53.502
1	38.900	28.211	29.185	32.017	2'08.313	220.9	11:36'01.815
2	38.341	27.537	28.721	31.612	2'06.211	234.3	11:38'08.026
3	37.483	27.423	28.592	31.488	2'04.986	233.8	11:40'13.012
4	37.539	29.532	32.204	42.487	2'21.762 C	229.8	11:43'31.598
5	37.386	27.597	28.943	31.430	2'05.356	221.8	11:44'40.130
6	37.174	27.421	28.752	31.045	2'04.392	230.8	11:46'44.522

17° 77 K. RYDE (2'04.884)							
Lap	Seq. 1	Seq. 2	Seq. 3	Seq. 4	Lap Time	km/h	Local Time
		29.689	30.186	34.141		201.1	11:32'19.259
1	38.006	28.378	29.852	32.473	2'08.709	214.7	11:34'27.968
2	37.725	32.545	32.320	33.394	2'15.984 C	224.5	11:36'43.952
3	37.339	28.069	29.679	32.026	2'07.113	223.1	11:38'51.065
4	37.661	27.760	29.044	31.812	2'06.277	222.7	11:40'57.342
5	37.016	27.548	28.960	31.360	2'04.884	224.1	11:43'02.226
6	37.256	27.504	28.868	31.277	2'04.905	224.1	11:45'07.131

18° 10 N. CALERO (2'04.943)							
Lap	Seq. 1	Seq. 2	Seq. 3	Seq. 4	Lap Time	km/h	Local Time
		30.376	32.570	33.262		203.8	11:32'21.116
1	37.807	29.405	29.672	32.291	2'09.175	197.8	11:34'30.291
2	37.321	28.755	29.185	32.355	2'07.616	204.5	11:36'37.907
3	36.819	27.443	28.879	31.802	2'04.943	231.3	11:38'42.850
4	37.161	32.394	37.198	39.526	2'26.279 P	238.9	11:41'09.129
5	1'26.939	31.532	36.219	36.154	3'10.844 P	225.5	11:44'19.973
6	37.404	27.569	29.321	32.461	2'06.755	242.7	11:46'26.728

19° 81 L. STAPLEFORD (2'04.959)							
Lap	Seq. 1	Seq. 2	Seq. 3	Seq. 4	Lap Time	km/h	Local Time
		29.665	30.617	33.075		184.9	11:32'20.162
1	38.475	28.639	29.855	32.033	2'09.002	194.6	11:34'29.164
2	38.254	29.284	29.733	33.270	2'10.541	193.5	11:36'39.705
3	37.289	29.466	29.560	32.657	2'08.972	217.7	11:38'48.677
4	37.609	28.212	33.533	31.875	2'11.229	196.7	11:40'59.906
5	37.140	27.876	28.933	31.010	2'04.959	206.1	11:43'04.865
6	36.862	28.933	34.092	37.275	2'17.162	221.3	11:45'22.027

20° 123 F. PERON (2'06.343)							
Lap	Seq. 1	Seq. 2	Seq. 3	Seq. 4	Lap Time	km/h	Local Time
		29.408	32.691	34.675		216.4	11:33'02.357
1	39.642	29.452	30.539	33.587	2'13.220	203.8	11:35'15.577
2	38.909	28.275	30.107	32.952	2'10.243	225.9	11:37'25.820
3	38.436	27.979	30.821	32.906	2'10.142	227.4	11:39'35.962
4	38.397	28.101	29.616	37.510	2'13.624	218.2	11:41'49.586
5	38.170	27.827	29.541	32.490	2'08.028	229.3	11:43'57.614
6	38.076	27.391	29.026	31.850	2'06.343	236.3	11:46'03.957

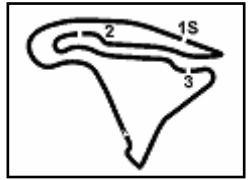
21° 38 H. SOOMER (2'06.422)							
Lap	Seq. 1	Seq. 2	Seq. 3	Seq. 4	Lap Time	km/h	Local Time
		29.980	31.243	32.850		211.8	11:32'22.227
1	37.074	28.641	29.523	32.123	2'07.361	220.0	11:34'29.580
2	37.864	28.371	28.677	31.510	2'06.422	196.7	11:36'36.010

22° 35 S. HILL (2'06.695)							
Lap	Seq. 1	Seq. 2	Seq. 3	Seq. 4	Lap Time	km/h	Local Time
		30.474	32.310	32.988		188.5	11:32'24.474
1	37.739	28.198	29.789	30.969	2'06.695	219.5	11:34'31.169

P = Pits In/Out - C = Lap-Time Cancelled

These data/results cannot be reproduced, stored and/or transmitted in whole or in part by any manner of electronic, mechanical, photocopying, recording, broadcasting or otherwise now known or herein after developed without the previous express consent by the copyright owner, except for reproduction in daily press and regular printed publications on sale to the public within 60 days of the event related to those data/results and always provided that copyright symbol appears together as follows below.

© DORNA WSBK ORGANIZATION Srl 2016

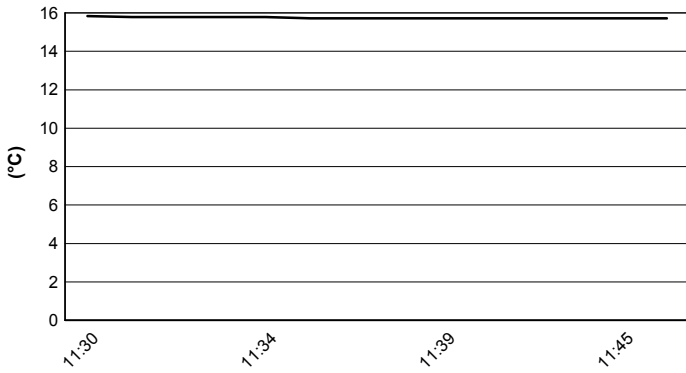


Magny-Cours 4.411 m

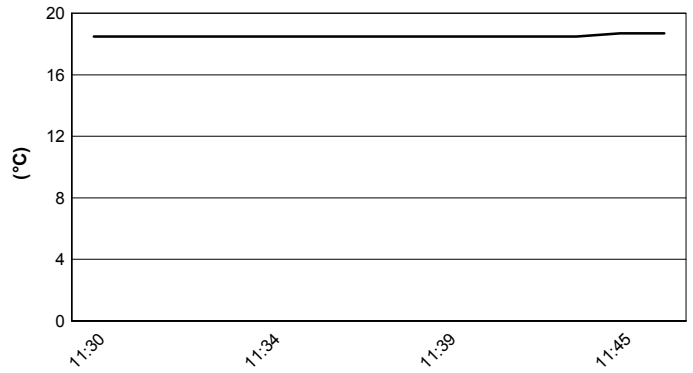
French Round, 30 September 1-2 October 2016
World Supersport - Weather Report Superpole 1

Session started 11:30 Session ended 11:47


Air Temperature



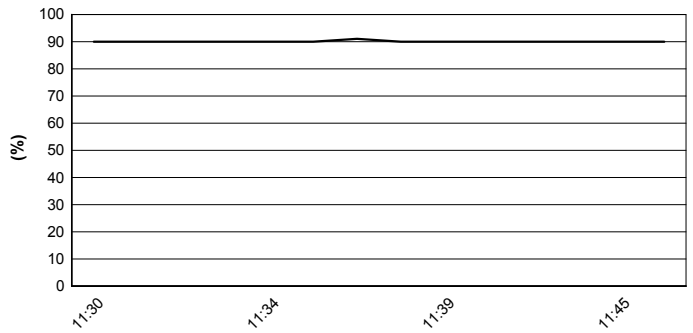
Track Temperature



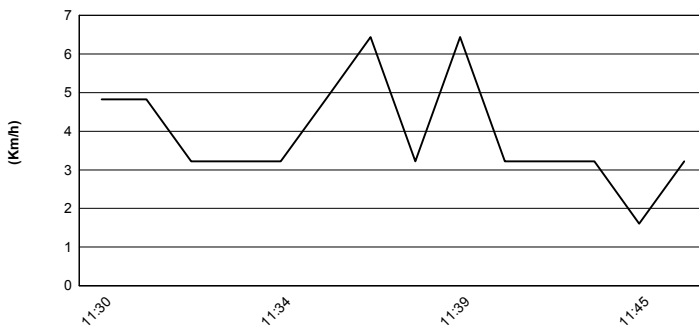
Air Pressure



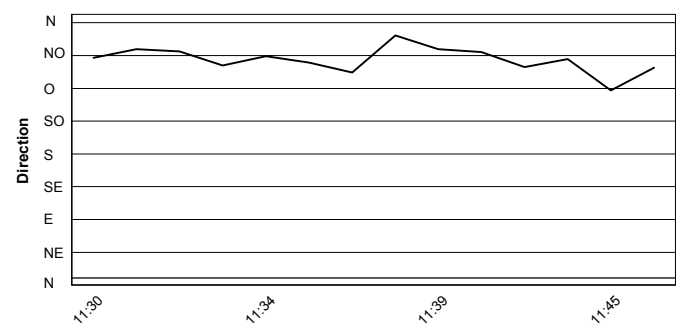
Humidity



Wind Speed



Wind Direction



These data/results cannot be reproduced, stored and/or transmitted in whole or in part by any manner of electronic, mechanical, photocopying, recording, broadcasting or otherwise now known or herein after developed without the previous express consent by the copyright owner, except for reproduction in daily press and regular printed publications on sale to the public within 60 days of the event related to those data/results and always provided that copyright symbol appears together as follows below.
© DORNA WSBK ORGANIZATION Srl 2016

