

UK Round, 27-28-29 May 2016

World Superbike - Results Race 1

Donington Park 4.023 m

Laps 23 = 92,529 Km - Time Of Race 34'04.276 - Avg. 162,945 km/h

1 / 2

Pos	Race Grid	No. Rider	Nat	Team	Bike	LL	Gap	Fastest Lap	Speed	Qualifying		Ranking		
										Time	Speed	R1	R2	Tot
1	1	66 T. SYKES	GBR	Kawasaki Racing Team	Kawasaki ZX-10R	23		1'28.215	270,0	1'26.712	268,7	25	212	3
2	5	34 D. GIUGLIANO	ITA	Aruba.it Racing - Ducati	Ducati Panigale R	23	2.869	1'28.023	272,7	1'27.602	268,7	20	138	4
3	4	1 J. REA	GBR	Kawasaki Racing Team	Kawasaki ZX-10R	23	9.808	1'27.988	272,7	1'27.601	270,0	16	273	1
4	8	2 L. CAMIER	GBR	MV Agusta Reparto Corse	MV Agusta 1000 F4	23	13.747	1'28.857	266,7	1'28.409	266,0	13	86	8
5	7	69 N. HAYDEN	USA	Honda World Superbike Team	Honda CBR1000RR SP	23	14.007	1'28.966	268,7	1'28.127	268,0	11	126	6
6	3	32 L. SAVADORI	ITA	IodaRacing Team	Aprilia RSV4 RF	23	14.640	1'28.624	272,0	1'27.591	270,0	10	76	9
7	6	81 J. TORRES	ESP	Althea BMW Racing Team	BMW S1000 RR	23	16.337	1'29.012	270,7	1'28.046	272,0	9	112	7
8	12	60 M. VAN DER MARK	NED	Honda World Superbike Team	Honda CBR1000RR SP	23	16.535	1'29.087	270,0	1'28.806	266,7	8	133	5
9	11	17 K. ABRAHAM	CZE	Milwaukee BMW	BMW S1000 RR	23	36.874	1'29.285	269,3	1'30.345	268,0	7	25	17
10	17	13 A. WEST	AUS	Pedercini Racing	Kawasaki ZX-10R	23	39.074	1'29.544	268,0	1'29.377	265,4	6	24	18
11	18	21 M. REITERBERGER	GER	Althea BMW Racing Team	BMW S1000 RR	23	41.144	1'29.679	270,7	1'29.406	270,0	5	58	13
12	10	12 X. FORÉS	ESP	Barni Racing Team	Ducati Panigale R	23	41.275	1'29.547	266,7	1'28.663	266,7	4	60	11
13	15	40 R. RAMOS	ESP	Team GoEleven	Kawasaki ZX-10R	23	48.094	1'29.601	266,0	1'29.289	266,7	3	39	16
14	14	25 J. BROOKES	AUS	Milwaukee BMW	BMW S1000 RR	23	50.125	1'29.740	270,0	1'29.029	268,7	2	41	15
15	19	9 D. SCHMITTER	SUI	Grillini Racing Team	Kawasaki ZX-10R	23	1'18.008	1'31.249	264,7	1'30.275	263,4	1	2	23
16	22	119 P. SZKOPEK	POL	Team Tóth	Yamaha YZF R1	23	1'29.605	1'31.671	259,0	1'31.742	257,8			
17	21	11 S. AL SULAITI	QAT	Pedercini Racing	Kawasaki ZX-10R	22	1 Lap	1'31.569	256,5	1'31.378	256,5			
18	23	10 I. TÓTH	HUN	Team Tóth	Yamaha YZF R1	21	2 Laps	1'35.351	258,4	1'34.549	259,0			
-----Not Classified-----														
RET	16	99 L. SCASSA	ITA	VFT Racing	Ducati Panigale R	16	7 Laps	1'30.471	264,7	1'29.377	263,4		3	21
RET	2	7 C. DAVIES	GBR	Aruba.it Racing - Ducati	Ducati Panigale R	14	9 Laps	1'28.132	272,7	1'27.572	268,0		215	2
RET	13	15 A. DE ANGELIS	RSM	IodaRacing Team	Aprilia RSV4 RF	13	10 Laps	1'29.118	268,7	1'28.866	272,7		41	14
RET	20	94 M. LUSSIANA	FRA	Team ASPI	BMW S1000 RR	9	14 Laps	1'31.571	256,5	1'30.635	259,0		1	26
RET	9	6 C. BEAUBIER	USA	Pata Yamaha Official WorldSBK Team	Yamaha YZF R1	0			268,0	1'28.617	270,7			

AIR	Humidity:	60%	Temp:	17°C
TRACK	Condition:	Dry	Temp:	33°C

Fastest Lap	5° Jonathan Rea	1'27.988	164,600	Km/h
Lap Record:	2015 T.Sykes	1'27.640	165,250	Km/h
Best Lap	2016 T.Sykes	1'26.712	167,020	Km/h

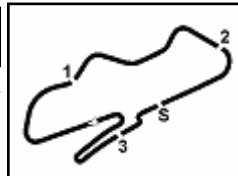
No. Rider	From	To	Laps	Total
7 C. DAVIES	1	5	5	5
34 D. GIUGLIANO	6	16	11	11
66 T. SYKES	17	23	7	7

No. Rider	Laps		
7 C. DAVIES	89	22 A. LOWES	1
66 T. SYKES	79	44 L. MAHIAS	1
1 J. REA	44		
69 N. HAYDEN	16		
34 D. GIUGLIANO	11		
60 M. VAN DER MARK	8		
25 J. BROOKES	5		

Start 28/05/2016 15:00 End 15:36 The results are provisional until the end of the time limit for protests and appeals and the completion of the technical checks.

These data/results cannot be reproduced, stored and/or transmitted in whole or in part by any manner of electronic, mechanical, photocopying, recording, broadcasting or otherwise now known or herein after developed without the previous express consent by the copyright owner, except for reproduction in daily press and regular printed publications on sale to the public within 60 days of the event related to those data/results and always provided that copyright symbol appears together as follows below.

© DORNA WSBK ORGANIZATION Srl 2016



UK Round, 27-28-29 May 2016 World Superbike - Results Race 1

RACE HIGHLIGHTS

14.57.57		Warm-up Lap Start
15.00.37		Start
15.02.06	6 Beaubier	Crashed - Turn 12
15.02.31	6 Beaubier	Out
15.02.45		No Jump Start
15.03.20	99 Scassa	On the Gravel - Re-Joined - Turn 11
15.09.09	7 Davies	Crashed - Rider OK - Turn 12
15.09.19	7 Davies	Re-joined
15.12.10	1 Rea	On the Gravel - Re-Joined - Turn 12
15.14.27	94 Lussiana	Entered Pits
15.14.55	94 Lussiana	Out
15.20.06	15 De Angelis	Crashed - Turn 2
15.20.14	13 West	On the Gravel - Re-Joined - Turn 2
15.21.00	15 De Angelis	Out
15.21.34	15 De Angelis	Under Investigation
15.22.21	7 Davies	Crashed - Turn 8
15.22.43	7 Davies	Out
15.24.45	99 Scassa	Stop - Technical Problem
15.26.09	99 Scassa	Out
15.36.15		End Of Session

28/05/2016 Start End The results are provisional until the end of the time limit for protests and appeals
15:00 15:36 and the completion of the technical checks.

These data/results cannot be reproduced, stored and/or transmitted in whole or in part by any manner of electronic, mechanical, photocopying, recording, broadcasting or otherwise now known or herein after developed without the previous express consent by the copyright owner, except for reproduction in daily press and regular printed publications on sale to the public within 60 days of the event related to those data/results and always provided that copyright symbol appears together as follows below.

© DORNA WSBK ORGANIZATION Srl 2016

UK Round, 27-28-29 May 2016

World Superbike - Lap Chart Race 1

Donington Park 4.023 m

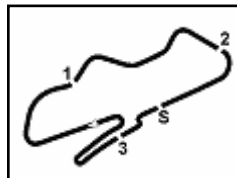
1 / 3

Pos	Lap																						
	1	2	3	4	5	6	7	8	9	10	11	12	13	14	15	16	17	18	19	20	21	22	23
1	7	7	7	7	7	34	34	34	34	34	34	34	34	34	34	66	66	66	66	66	66	66	66
2	34	34	34	34	34	1	1	66	66	66	66	66	66	66	66	34	34	34	34	34	34	34	34
3	66	1	1	1	1	66	66	32	1	1	1	1	1	1	1	1	1	1	1	1	1	1	1
4	1	66	66	66	66	32	32	1	32	32	32	32	32	32	32	32	32	32	32	69	69	2	2
5	32	32	32	32	32	2	2	2	69	69	69	69	69	69	69	69	69	69	69	2	2	69	69
6	81	81	81	2	2	69	69	69	2	2	2	2	2	2	2	2	2	2	2	32	32	32	32
7	2	2	2	81	81	81	81	81	81	81	81	81	81	81	81	81	81	81	81	81	81	81	81
8	69	69	69	69	69	60	60	60	60	60	60	60	60	60	60	60	60	60	60	60	60	60	60
9	17	17	60	60	60	17	17	17	17	17	17	17	17	17	7	17	17	17	17	17	17	17	17
10	60	60	17	17	17	15	15	15	15	15	15	15	13	17	25	25	25	25	21	13	13	13	13
11	12	12	12	15	15	12	12	12	13	13	13	13	15	25	21	21	21	21	13	40	40	21	21
12	15	15	15	12	12	13	13	13	7	7	7	7	7	21	40	40	13	13	40	21	21	12	12
13	40	40	13	13	13	40	25	25	25	25	25	25	25	40	12	13	40	40	25	12	12	40	40
14	13	13	40	40	40	25	40	40	21	21	21	21	21	12	13	12	12	12	12	25	25	25	25
15	25	25	25	25	25	21	21	7	12	12	12	12	40	13	9	9	9	9	9	9	9	9	9
16	99	21	21	21	21	7	7	21	40	40	40	40	12	9	99	99	11	119	119	119	119	119	119
17	21	9	9	9	9	9	9	9	9	9	9	9	9	99	11	11	119	11	11	11	11	11	11
18	9	119	94	11	94	94	94	94	119	119	99	99	99	11	119	119	10	10	10	10	10		
19	119	11	11	94	11	11	119	119	99	99	119	119	119	119	10	10							
20	11	94	119	119	119	119	11	11	11	11	11	11	11	10									
21	94	10	99	99	99	99	99	99	94	10	10	10	10										
22	10	99	10	10	10	10	10	10	10														

Final Result		
1	66 T. SYKES	Laps 23
2	34 D. GIUGLIANO	2.869
3	1 J. REA	9.808
4	2 L. CAMIER	13.747
5	69 N. HAYDEN	14.007
6	32 L. SAVADORI	14.640
7	81 J. TORRES	16.337
8	60 M. VAN DER MARK	16.535
9	17 K. ABRAHAM	36.874
10	13 A. WEST	39.074
11	21 M. REITERBERGER	41.144
12	12 X. FORÉS	41.275
13	40 R. RAMOS	48.094
14	25 J. BROOKES	50.125
15	9 D. SCHMITTER	1'18.008
16	119 P. SZKOPEK	1'29.605
17	11 S. AL SULAITI	1 Lap
18	10 I. TÓTH	2 Laps
RET	99 L. SCASSA	7 Laps
RET	7 C. DAVIES	9 Laps
RET	15 A. DE ANGELIS	10 Laps
RET	94 M. LUSSIANA	14 Laps
RET	6 C. BEAUBIER	

These data/results cannot be reproduced, stored and/or transmitted in whole or in part by any manner of electronic, mechanical, photocopying, recording, broadcasting or otherwise now known or herein after developed without the previous express consent by the copyright owner, except for reproduction in daily press and regular printed publications on sale to the public within 60 days of the event related to those data/results and always provided that copyright symbol appears together as follows below.

© DORNA WSBK ORGANIZATION Srl 2016



Donington Park 4.023 m

UK Round, 27-28-29 May 2016

World Superbike - Lap Chart Race 1

2 / 3

Lap 1

1	7 C.Davies (GBR)	
2	34 D.Giugliano (ITA)	0.638
3	66 T.Sykes (GBR)	0.832
4	1 J.Rea (GBR)	0.901
5	32 L.Savadori (ITA)	1.501
6	81 J.Torres (ESP)	2.245
7	2 L.Camier (GBR)	2.503
8	69 N.Hayden (USA)	2.752
9	17 K.Abraham (CZE)	3.296
10	60 M.van der Mark (NED)	3.453
11	12 X.Forés (ESP)	3.892
12	15 A.De Angelis (RSM)	4.159
13	40 R.Ramos (ESP)	4.610
14	13 A.West (AUS)	4.903
15	25 J.Brookes (AUS)	4.949
16	99 L.Scassa (ITA)	5.720
17	21 M.Reiterberger (GER)	5.952
18	9 D.Schmitter (SUI)	6.372
19	119 P.Szkopek (POL)	6.902
20	11 S.Al Sulaiti (QAT)	7.084
21	94 M.Lussiana (FRA)	7.503
22	10 I.Tóth (HUN)	10.666

Lap 2

1	7 C.Davies (GBR)	
2	34 D.Giugliano (ITA)	0.146
3	1 J.Rea (GBR)	0.406
4	66 T.Sykes (GBR)	1.056
5	32 L.Savadori (ITA)	1.738
6	81 J.Torres (ESP)	3.042
7	2 L.Camier (GBR)	3.284
8	69 N.Hayden (USA)	3.514
9	17 K.Abraham (CZE)	4.707
10	60 M.van der Mark (NED)	4.857
11	12 X.Forés (ESP)	5.050
12	15 A.De Angelis (RSM)	5.460
13	40 R.Ramos (ESP)	5.823
14	13 A.West (AUS)	6.119
15	25 J.Brookes (AUS)	6.576
16	21 M.Reiterberger (GER)	7.436
17	9 D.Schmitter (SUI)	9.106
18	119 P.Szkopek (POL)	10.594
19	11 S.Al Sulaiti (QAT)	10.766
20	94 M.Lussiana (FRA)	10.942
21	10 I.Tóth (HUN)	18.933
22	99 L.Scassa (ITA)	19.504

Lap 3

1	7 C.Davies (GBR)	
2	34 D.Giugliano (ITA)	0.285
3	1 J.Rea (GBR)	1.230
4	66 T.Sykes (GBR)	1.719
5	32 L.Savadori (ITA)	2.468
6	81 J.Torres (ESP)	4.326
7	2 L.Camier (GBR)	4.561
8	69 N.Hayden (USA)	4.814
9	60 M.van der Mark (NED)	6.174
10	17 K.Abraham (CZE)	6.797
11	12 X.Forés (ESP)	7.026
12	15 A.De Angelis (RSM)	7.416
13	13 A.West (AUS)	7.733
14	40 R.Ramos (ESP)	8.039
15	25 J.Brookes (AUS)	8.370
16	21 M.Reiterberger (GER)	9.179
17	9 D.Schmitter (SUI)	12.478
18	94 M.Lussiana (FRA)	14.512
19	11 S.Al Sulaiti (QAT)	14.745
20	119 P.Szkopek (POL)	15.105
21	99 L.Scassa (ITA)	22.857
22	10 I.Tóth (HUN)	27.149

Lap 4

1	7 C.Davies (GBR)	
2	34 D.Giugliano (ITA)	0.749

3	1 J.Rea (GBR)	1.403
4	66 T.Sykes (GBR)	1.745
5	32 L.Savadori (ITA)	2.903
6	2 L.Camier (GBR)	5.516
7	81 J.Torres (ESP)	5.662
8	69 N.Hayden (USA)	5.820
9	60 M.van der Mark (NED)	7.203
10	17 K.Abraham (CZE)	7.893
11	15 A.De Angelis (RSM)	8.668
12	12 X.Forés (ESP)	8.895
13	13 A.West (AUS)	9.139
14	40 R.Ramos (ESP)	9.451
15	25 J.Brookes (AUS)	10.000
16	21 M.Reiterberger (GER)	10.961
17	9 D.Schmitter (SUI)	15.811
18	11 S.Al Sulaiti (QAT)	18.125
19	94 M.Lussiana (FRA)	18.198
20	119 P.Szkopek (POL)	18.627
21	99 L.Scassa (ITA)	25.139
22	10 I.Tóth (HUN)	34.375

Lap 5

1	7 C.Davies (GBR)	
2	34 D.Giugliano (ITA)	0.360
3	1 J.Rea (GBR)	0.911
4	66 T.Sykes (GBR)	1.662
5	32 L.Savadori (ITA)	3.950
6	2 L.Camier (GBR)	5.893
7	81 J.Torres (ESP)	6.468
8	69 N.Hayden (USA)	6.735
9	60 M.van der Mark (NED)	7.812
10	17 K.Abraham (CZE)	9.135
11	15 A.De Angelis (RSM)	9.306
12	12 X.Forés (ESP)	10.191
13	13 A.West (AUS)	10.697
14	40 R.Ramos (ESP)	11.003
15	25 J.Brookes (AUS)	11.260
16	21 M.Reiterberger (GER)	12.277
17	9 D.Schmitter (SUI)	18.678
18	94 M.Lussiana (FRA)	21.313
19	11 S.Al Sulaiti (QAT)	21.961
20	119 P.Szkopek (POL)	22.272
21	99 L.Scassa (ITA)	27.172
22	10 I.Tóth (HUN)	41.941

Lap 6

1	34 D.Giugliano (ITA)	
2	1 J.Rea (GBR)	0.264
3	66 T.Sykes (GBR)	1.241
4	32 L.Savadori (ITA)	4.473
5	2 L.Camier (GBR)	6.203
6	69 N.Hayden (USA)	6.994
7	81 J.Torres (ESP)	7.295
8	60 M.van der Mark (NED)	8.342
9	17 K.Abraham (CZE)	10.087
10	15 A.De Angelis (RSM)	10.375
11	12 X.Forés (ESP)	11.031
12	13 A.West (AUS)	11.664
13	40 R.Ramos (ESP)	12.297
14	25 J.Brookes (AUS)	12.574
15	21 M.Reiterberger (GER)	13.249
16	7 C.Davies (GBR)	13.881
17	9 D.Schmitter (SUI)	21.634
18	94 M.Lussiana (FRA)	24.177
19	11 S.Al Sulaiti (QAT)	24.966
20	119 P.Szkopek (POL)	25.236
21	99 L.Scassa (ITA)	29.040
22	10 I.Tóth (HUN)	49.125

Lap 7

1	34 D.Giugliano (ITA)	
2	1 J.Rea (GBR)	0.233
3	66 T.Sykes (GBR)	1.004
4	32 L.Savadori (ITA)	5.103
5	2 L.Camier (GBR)	6.621
6	69 N.Hayden (USA)	7.321

7	81 J.Torres (ESP)	7.721
8	60 M.van der Mark (NED)	8.773
9	17 K.Abraham (CZE)	10.796
10	15 A.De Angelis (RSM)	11.423
11	12 X.Forés (ESP)	12.174
12	13 A.West (AUS)	12.529
13	25 J.Brookes (AUS)	13.700
14	40 R.Ramos (ESP)	14.070
15	21 M.Reiterberger (GER)	14.342
16	7 C.Davies (GBR)	15.251
17	9 D.Schmitter (SUI)	24.148
18	94 M.Lussiana (FRA)	27.161
19	119 P.Szkopek (POL)	28.511
20	11 S.Al Sulaiti (QAT)	29.229
21	99 L.Scassa (ITA)	31.001
22	10 I.Tóth (HUN)	56.722

Lap 8

1	34 D.Giugliano (ITA)	
2	66 T.Sykes (GBR)	0.808
3	32 L.Savadori (ITA)	5.546
4	1 J.Rea (GBR)	5.794
5	2 L.Camier (GBR)	7.472
6	69 N.Hayden (USA)	7.821
7	81 J.Torres (ESP)	8.623
8	60 M.van der Mark (NED)	9.526
9	17 K.Abraham (CZE)	12.300
10	15 A.De Angelis (RSM)	13.301
11	12 X.Forés (ESP)	13.503
12	13 A.West (AUS)	13.771
13	25 J.Brookes (AUS)	15.328
14	40 R.Ramos (ESP)	15.654
15	7 C.Davies (GBR)	15.925
16	21 M.Reiterberger (GER)	16.547
17	9 D.Schmitter (SUI)	26.961
18	94 M.Lussiana (FRA)	30.695
19	119 P.Szkopek (POL)	31.869
20	11 S.Al Sulaiti (QAT)	32.664
21	99 L.Scassa (ITA)	33.369
22	10 I.Tóth (HUN)	1'04.356

Lap 9

1	34 D.Giugliano (ITA)	
2	66 T.Sykes (GBR)	0.668
3	1 J.Rea (GBR)	6.098
4	32 L.Savadori (ITA)	6.622
5	69 N.Hayden (USA)	8.397
6	2 L.Camier (GBR)	8.523
7	81 J.Torres (ESP)	9.583
8	60 M.van der Mark (NED)	10.523
9	17 K.Abraham (CZE)	14.025
10	15 A.De Angelis (RSM)	14.750
11	13 A.West (AUS)	15.194
12	7 C.Davies (GBR)	17.386
13	25 J.Brookes (AUS)	17.826
14	21 M.Reiterberger (GER)	18.664
15	12 X.Forés (ESP)	19.404
16	40 R.Ramos (ESP)	20.196
17	9 D.Schmitter (SUI)	29.991
18	119 P.Szkopek (POL)	35.608
19	99 L.Scassa (ITA)	36.934
20	11 S.Al Sulaiti (QAT)	37.329
21	94 M.Lussiana (FRA)	55.978
22	10 I.Tóth (HUN)	1'12.134

Lap 10

1	34 D.Giugliano (ITA)	
2	66 T.Sykes (GBR)	0.604
3	1 J.Rea (GBR)	5.985
4	32 L.Savadori (ITA)	7.241
5	69 N.Hayden (USA)	9.418
6	2 L.Camier (GBR)	9.677
7	81 J.Torres (ESP)	10.363
8	60 M.van der Mark (NED)	11.741
9	17 K.Abraham (CZE)	15.319
10	15 A.De Angelis (RSM)	15.966

11	13 A.West (AUS)	16.136
12	7 C.Davies (GBR)	17.899
13	25 J.Brookes (AUS)	19.443
14	21 M.Reiterberger (GER)	20.551
15	12 X.Forés (ESP)	21.038
16	40 R.Ramos (ESP)	21.809
17	9 D.Schmitter (SUI)	33.222
18	119 P.Szkopek (POL)	39.547
19	99 L.Scassa (ITA)	39.874
20	11 S.Al Sulaiti (QAT)	41.252
21	10 I.Tóth (HUN)	1'18.869

Lap 11

1	34 D.Giugliano (ITA)	
2	66 T.Sykes (GBR)	0.366
3	1 J.Rea (GBR)	5.317
4	32 L.Savadori (ITA)	7.285
5	69 N.Hayden (USA)	9.649
6	2 L.Camier (GBR)	10.058
7	81 J.Torres (ESP)	10.966
8	60 M.van der Mark (NED)	12.251
9	17 K.Abraham (CZE)	16.448
10	15 A.De Angelis (RSM)	17.147
11	13 A.West (AUS)	17.463
12	7 C.Davies (GBR)	18.194
13	25 J.Brookes (AUS)	20.476
14	21 M.Reiterberger (GER)	21.362
15	12 X.Forés (ESP)	22.132
16	40 R.Ramos (ESP)	23.302
17	9 D.Schmitter (SUI)	35.911
18	99 L.Scassa (ITA)	41.963
19	119 P.Szkopek (POL)	43.012
20	11 S.Al Sulaiti (QAT)	44.136
21	10 I.Tóth (HUN)	1'25.427

Lap 12

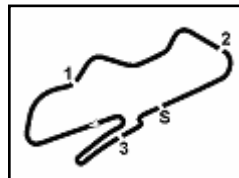
1	34 D.Giugliano (ITA)	0.517
2	66 T.Sykes (GBR)	0.517
3	1 J.Rea (GBR)	4.904
4	32 L.Savadori (ITA)	7.632
5	69 N.Hayden (USA)	10.028
6	2 L.Camier (GBR)	10.485
7	81 J.Torres (ESP)	11.809
8	60 M.van der Mark (NED)	12.995
9	17 K.Abraham (CZE)	17.620
10	15 A.De Angelis (RSM)	18.075
11	13 A.West (AUS)	18.394
12	7 C.Davies (GBR)	18.720
13	25 J.Brookes (AUS)	22.245
14	21 M.Reiterberger (GER)	22.928
15	12 X.Forés (ESP)	25.058
16	40 R.Ramos (ESP)	25.246
17	9 D.Schmitter (SUI)	39.297
18	99 L.Scassa (ITA)	44.055
19	119 P.Szkopek (POL)	47.546
20	11 S.Al Sulaiti (QAT)	48.062
21	10 I.Tóth (HUN)	

Lap 13

1	34 D.Giugliano (ITA)	
2	66 T.Sykes (GBR)	0.510
3	1 J.Rea (GBR)	5.723
4	32 L.Savadori (ITA)	8.415
5	69 N.Hayden (USA)	10.682
6	2 L.Camier (GBR)	11.329
7	81 J.Torres (ESP)	12.535
8	60 M.van der Mark (NED)	13.541
9	17 K.Abraham (CZE)	19.589
10	13 A.West (AUS)	19.734
11	15 A.De Angelis (RSM)	19.876
12	7 C.Davies (GBR)	19.940
13	25 J.Brookes (AUS)	24.016
14	21 M.Reiterberger (GER)	24.969
15	40 R.Ramos (ESP)	27.289
16	12 X.Forés (ESP)	27.913
17	9 D.Schmitter (SUI)	42.849

These data/results cannot be reproduced, stored and/or transmitted in whole or in part by any manner of electronic, mechanical, photocopying, recording, broadcasting or otherwise now known or herein after developed without the previous express consent by the copyright owner, except for reproduction in daily press and regular printed publications on sale to the public within 60 days of the event related to those data/results and always provided that copyright symbol appears together as follows below.

© DORNA WSBK ORGANIZATION Srl 2016



Donington Park 4.023 m

3 / 3

UK Round, 27-28-29 May 2016

World Superbike - Lap Chart Race 1

19	99 L.Scassa (ITA)	46.586
20	119 P.Szkopek (POL)	51.693
21	11 S.Al Sulaiti (QAT)	51.900
22	10 I.Tóth (HUN)	

Lap 14		
1	34 D.Giugliano (ITA)	
2	66 T.Sykes (GBR)	0.314
3	1 J.Rea (GBR)	5.655
4	32 L.Savadori (ITA)	8.852
5	69 N.Hayden (USA)	11.400
6	2 L.Camier (GBR)	11.822
7	81 J.Torres (ESP)	13.055
8	60 M.van der Mark (NED)	13.826
9	7 C.Davies (GBR)	20.603
10	17 K.Abraham (CZE)	20.657
11	25 J.Brookes (AUS)	25.550
12	21 M.Reiterberger (GER)	26.687
13	40 R.Ramos (ESP)	28.749
14	12 X.Forés (ESP)	29.256
15	13 A.West (AUS)	30.024
16	9 D.Schmitter (SUI)	45.729
17	99 L.Scassa (ITA)	48.923
18	11 S.Al Sulaiti (QAT)	55.833
19	119 P.Szkopek (POL)	56.672
20	10 I.Tóth (HUN)	

Lap 15		
1	34 D.Giugliano (ITA)	
2	66 T.Sykes (GBR)	0.289
3	1 J.Rea (GBR)	4.841
4	32 L.Savadori (ITA)	8.890
5	69 N.Hayden (USA)	11.449
6	2 L.Camier (GBR)	11.751
7	81 J.Torres (ESP)	13.237
8	60 M.van der Mark (NED)	13.648
9	17 K.Abraham (CZE)	21.704
10	25 J.Brookes (AUS)	26.813
11	21 M.Reiterberger (GER)	27.912
12	40 R.Ramos (ESP)	29.716
13	12 X.Forés (ESP)	30.277
14	13 A.West (AUS)	30.454
15	9 D.Schmitter (SUI)	48.548
16	99 L.Scassa (ITA)	50.738
17	11 S.Al Sulaiti (QAT)	58.998
18	119 P.Szkopek (POL)	59.682
19	10 I.Tóth (HUN)	

Lap 16		
1	34 D.Giugliano (ITA)	
2	66 T.Sykes (GBR)	0.258
3	1 J.Rea (GBR)	7.112
4	32 L.Savadori (ITA)	8.946
5	69 N.Hayden (USA)	11.236
6	2 L.Camier (GBR)	11.815
7	81 J.Torres (ESP)	13.137
8	60 M.van der Mark (NED)	13.819
9	17 K.Abraham (CZE)	22.532
10	25 J.Brookes (AUS)	28.054
11	21 M.Reiterberger (GER)	28.676
12	40 R.Ramos (ESP)	30.400
13	13 A.West (AUS)	30.771
14	12 X.Forés (ESP)	31.139
15	9 D.Schmitter (SUI)	50.745
16	99 L.Scassa (ITA)	52.334
17	11 S.Al Sulaiti (QAT)	1'02.171
18	119 P.Szkopek (POL)	1'02.737
19	10 I.Tóth (HUN)	

Lap 17		
1	66 T.Sykes (GBR)	
2	34 D.Giugliano (ITA)	0.234
3	1 J.Rea (GBR)	6.979
4	32 L.Savadori (ITA)	8.798
5	69 N.Hayden (USA)	10.953

6	2 L.Camier (GBR)	11.461
7	81 J.Torres (ESP)	13.247
8	60 M.van der Mark (NED)	13.886
9	17 K.Abraham (CZE)	23.695
10	25 J.Brookes (AUS)	29.676
11	21 M.Reiterberger (GER)	29.968
12	13 A.West (AUS)	31.080
13	40 R.Ramos (ESP)	31.321
14	12 X.Forés (ESP)	31.822
15	9 D.Schmitter (SUI)	53.508
16	11 S.Al Sulaiti (QAT)	1'05.755
17	119 P.Szkopek (POL)	1'06.165
18	10 I.Tóth (HUN)	

Lap 18		
1	66 T.Sykes (GBR)	
2	34 D.Giugliano (ITA)	0.405
3	1 J.Rea (GBR)	7.489
4	32 L.Savadori (ITA)	9.613
5	69 N.Hayden (USA)	11.417
6	2 L.Camier (GBR)	11.901
7	81 J.Torres (ESP)	14.464
8	60 M.van der Mark (NED)	14.715
9	17 K.Abraham (CZE)	25.688
10	25 J.Brookes (AUS)	31.549
11	21 M.Reiterberger (GER)	31.783
12	13 A.West (AUS)	32.116
13	40 R.Ramos (ESP)	32.655
14	12 X.Forés (ESP)	34.171
15	9 D.Schmitter (SUI)	57.977
16	119 P.Szkopek (POL)	1'10.619
17	11 S.Al Sulaiti (QAT)	1'11.049
18	10 I.Tóth (HUN)	

Lap 19		
1	66 T.Sykes (GBR)	
2	34 D.Giugliano (ITA)	0.318
3	1 J.Rea (GBR)	8.043
4	32 L.Savadori (ITA)	9.657
5	69 N.Hayden (USA)	11.514
6	2 L.Camier (GBR)	12.248
7	81 J.Torres (ESP)	14.927
8	60 M.van der Mark (NED)	15.190
9	17 K.Abraham (CZE)	27.936
10	21 M.Reiterberger (GER)	34.077
11	13 A.West (AUS)	34.141
12	40 R.Ramos (ESP)	34.443
13	25 J.Brookes (AUS)	35.198
14	12 X.Forés (ESP)	35.803
15	9 D.Schmitter (SUI)	1'01.620
16	119 P.Szkopek (POL)	1'13.901
17	11 S.Al Sulaiti (QAT)	1'15.100
18	10 I.Tóth (HUN)	

Lap 20		
1	66 T.Sykes (GBR)	
2	34 D.Giugliano (ITA)	0.875
3	1 J.Rea (GBR)	8.440
4	69 N.Hayden (USA)	12.061
5	2 L.Camier (GBR)	12.709
6	32 L.Savadori (ITA)	13.153
7	81 J.Torres (ESP)	15.485
8	60 M.van der Mark (NED)	16.034
9	17 K.Abraham (CZE)	30.339
10	13 A.West (AUS)	36.118
11	40 R.Ramos (ESP)	36.662
12	21 M.Reiterberger (GER)	36.995
13	12 X.Forés (ESP)	38.406
14	25 J.Brookes (AUS)	38.719
15	9 D.Schmitter (SUI)	1'05.527
16	119 P.Szkopek (POL)	1'17.572
17	11 S.Al Sulaiti (QAT)	1'19.230
18	10 I.Tóth (HUN)	

Lap 21		
1	66 T.Sykes (GBR)	
2	34 D.Giugliano (ITA)	
3	1 J.Rea (GBR)	
4	32 L.Savadori (ITA)	
5	69 N.Hayden (USA)	

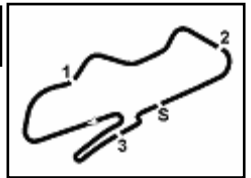
1	66 T.Sykes (GBR)	
2	34 D.Giugliano (ITA)	1.673
3	1 J.Rea (GBR)	9.149
4	69 N.Hayden (USA)	12.754
5	2 L.Camier (GBR)	13.052
6	32 L.Savadori (ITA)	13.527
7	81 J.Torres (ESP)	15.628
8	60 M.van der Mark (NED)	16.311
9	17 K.Abraham (CZE)	32.590
10	13 A.West (AUS)	37.270
11	40 R.Ramos (ESP)	37.760
12	21 M.Reiterberger (GER)	38.486
13	12 X.Forés (ESP)	39.401
14	25 J.Brookes (AUS)	42.738
15	9 D.Schmitter (SUI)	1'09.361
16	119 P.Szkopek (POL)	1'21.496
17	11 S.Al Sulaiti (QAT)	1'23.119
18	10 I.Tóth (HUN)	

Lap 22		
1	66 T.Sykes (GBR)	
2	34 D.Giugliano (ITA)	1.928
3	1 J.Rea (GBR)	9.276
4	2 L.Camier (GBR)	13.382
5	69 N.Hayden (USA)	13.780
6	32 L.Savadori (ITA)	14.262
7	81 J.Torres (ESP)	16.010
8	60 M.van der Mark (NED)	16.430
9	17 K.Abraham (CZE)	34.718
10	13 A.West (AUS)	38.057
11	21 M.Reiterberger (GER)	39.882
12	12 X.Forés (ESP)	40.239
13	40 R.Ramos (ESP)	44.902
14	25 J.Brookes (AUS)	46.453
15	9 D.Schmitter (SUI)	1'13.449
16	119 P.Szkopek (POL)	1'25.041
17	11 S.Al Sulaiti (QAT)	

Lap 23		
1	66 T.Sykes (GBR)	
2	34 D.Giugliano (ITA)	2.869
3	1 J.Rea (GBR)	9.808
4	2 L.Camier (GBR)	13.747
5	69 N.Hayden (USA)	14.007
6	32 L.Savadori (ITA)	14.640
7	81 J.Torres (ESP)	16.337
8	60 M.van der Mark (NED)	16.535
9	17 K.Abraham (CZE)	36.874
10	13 A.West (AUS)	39.074
11	21 M.Reiterberger (GER)	41.144
12	12 X.Forés (ESP)	41.275
13	40 R.Ramos (ESP)	48.094
14	25 J.Brookes (AUS)	50.125
15	9 D.Schmitter (SUI)	1'18.008
16	119 P.Szkopek (POL)	1'29.605

These data/results cannot be reproduced, stored and/or transmitted in whole or in part by any manner of electronic, mechanical, photocopying, recording, broadcasting or otherwise now known or herein after developed without the previous express consent by the copyright owner, except for reproduction in daily press and regular printed publications on sale to the public within 60 days of the event related to those data/results and always provided that copyright symbol appears together as follows below.

© DORNA WSBK ORGANIZATION Srl 2016



UK Round, 27-28-29 May 2016 World Superbike - Best Sector & Speed Race 1

Donington Park 4.023 m

Results

1	66 T. SYKES	Kawasaki ZX-10R	Laps 23
2	34 D. GIUGLIANO	Ducati Panigale R	2.869
3	1 J. REA	Kawasaki ZX-10R	9.808
4	2 L. CAMIER	MV Austa 1000 F4	13.747
5	69 N. HAYDEN	Honda CBR1000RR SP	14.007
6	32 L. SAVADORI	Aorilia RSV4 RF	14.640
7	81 J. TORRES	BMW S1000 RR	16.337
8	60 M. VAN DER MARK	Honda CBR1000RR SP	16.535
9	17 K. ABRAHAM	BMW S1000 RR	36.874
10	13 A. WEST	Kawasaki ZX-10R	39.074
11	21 M. REITERBERGER	BMW S1000 RR	41.144
12	12 X. FORÉS	Ducati Panigale R	41.275
13	40 R. RAMOS	Kawasaki ZX-10R	48.094
14	25 J. BROOKES	BMW S1000 RR	50.125
15	9 D. SCHMITTER	Kawasaki ZX-10R	1'18.008
16	119 P. SZKOPEK	Yamaha YZF R1	1'29.605
17	11 S. AL SULAITI	Kawasaki ZX-10R	1 Lap
18	10 I. TÓTH	Yamaha YZF R1	2 Laos
RET	99 L. SCASSA	Ducati Panigale R	7 Laos
RET	7 C. DAVIES	Ducati Panigale R	9 Laos
RET	15 A. DE ANGELIS	Aorilia RSV4 RF	10 Laos
RET	94 M. LUSSIANA	BMW S1000 RR	14 Laos
RET	6 C. BEAUBIER	Yamaha YZF R1	

Top Speeds

1	34 D. GIUGLIANO	Ducati Panigale R	272.7
2	7 C. DAVIES	Ducati Panigale R	272.7
3	1 J. REA	Kawasaki ZX-10R	272.7
4	32 L. SAVADORI	Aorilia RSV4 RF	272.0
5	21 M. REITERBERGER	BMW S1000 RR	270.7
6	81 J. TORRES	BMW S1000 RR	270.7
7	60 M. VAN DER MARK	Honda CBR1000RR SP	270.0
8	66 T. SYKES	Kawasaki ZX-10R	270.0
9	25 J. BROOKES	BMW S1000 RR	270.0
10	17 K. ABRAHAM	BMW S1000 RR	269.3
11	69 N. HAYDEN	Honda CBR1000RR SP	268.7
12	15 A. DE ANGELIS	Aorilia RSV4 RF	268.7
13	13 A. WEST	Kawasaki ZX-10R	268.0
14	6 C. BEAUBIER	Yamaha YZF R1	268.0
15	2 L. CAMIER	MV Austa 1000 F4	266.7
16	12 X. FORÉS	Ducati Panigale R	266.7
17	40 R. RAMOS	Kawasaki ZX-10R	266.0
18	99 L. SCASSA	Ducati Panigale R	264.7
19	9 D. SCHMITTER	Kawasaki ZX-10R	264.7
20	119 P. SZKOPEK	Yamaha YZF R1	259.0
21	10 I. TÓTH	Yamaha YZF R1	258.4
22	11 S. AL SULAITI	Kawasaki ZX-10R	256.5
23	94 M. LUSSIANA	BMW S1000 RR	256.5

Seg. 1		Seg. 2		Seg. 3		Seg. 4		Seg. 5						
1	1 J. REA	18.881	1	66 T. SYKES	24.022	1	1 J. REA	11.169	1	7 C. DAVIES	10.554	1	7 C. DAVIES	22.795
2	34 D. GIUGLIANO	18.932	2	34 D. GIUGLIANO	24.060	2	66 T. SYKES	11.191	2	1 J. REA	10.603	2	34 D. GIUGLIANO	22.921
3	66 T. SYKES	18.988	3	1 J. REA	24.062	3	34 D. GIUGLIANO	11.208	3	32 L. SAVADORI	10.604	3	1 J. REA	22.934
4	15 A. DE ANGELIS	18.995	4	2 L. CAMIER	24.146	4	60 M. VAN DER MAR	11.235	4	66 T. SYKES	10.642	4	66 T. SYKES	23.038
5	17 K. ABRAHAM	19.063	5	7 C. DAVIES	24.180	5	81 J. TORRES	11.237	5	81 J. TORRES	10.666	5	32 L. SAVADORI	23.120
6	32 L. SAVADORI	19.072	6	69 N. HAYDEN	24.236	6	15 A. DE ANGELIS	11.265	6	2 L. CAMIER	10.667	6	60 M. VAN DER MAR	23.253
7	81 J. TORRES	19.083	7	32 L. SAVADORI	24.252	7	32 L. SAVADORI	11.270	7	34 D. GIUGLIANO	10.694	7	69 N. HAYDEN	23.262
8	7 C. DAVIES	19.096	8	15 A. DE ANGELIS	24.292	8	69 N. HAYDEN	11.276	8	60 M. VAN DER MAR	10.694	8	81 J. TORRES	23.349
9	69 N. HAYDEN	19.108	9	60 M. VAN DER MAR	24.302	9	21 M. REITERBERG	11.280	9	25 J. BROOKES	10.726	9	13 A. WEST	23.363
10	2 L. CAMIER	19.108	10	12 X. FORÉS	24.318	10	40 R. RAMOS	11.281	10	69 N. HAYDEN	10.730	10	2 L. CAMIER	23.363
11	40 R. RAMOS	19.157	11	81 J. TORRES	24.324	11	2 L. CAMIER	11.295	11	21 M. REITERBERG	10.772	11	25 J. BROOKES	23.365
12	12 X. FORÉS	19.166	12	13 A. WEST	24.345	12	13 A. WEST	11.302	12	6 C. BEAUBIER	10.796	12	17 K. ABRAHAM	23.420
13	13 A. WEST	19.169	13	40 R. RAMOS	24.426	13	6 C. BEAUBIER	11.305	13	12 X. FORÉS	10.831	13	40 R. RAMOS	23.469
14	60 M. VAN DER MAR	19.199	14	25 J. BROOKES	24.505	14	25 J. BROOKES	11.332	14	17 K. ABRAHAM	10.863	14	21 M. REITERBERG	23.472
15	25 J. BROOKES	19.263	15	21 M. REITERBERG	24.511	15	12 X. FORÉS	11.345	15	40 R. RAMOS	10.878	15	15 A. DE ANGELIS	23.474
16	99 L. SCASSA	19.342	16	17 K. ABRAHAM	24.518	16	7 C. DAVIES	11.355	16	15 A. DE ANGELIS	10.888	16	99 L. SCASSA	23.503
17	21 M. REITERBERG	19.364	17	99 L. SCASSA	24.578	17	17 K. ABRAHAM	11.368	17	99 L. SCASSA	10.934	17	12 X. FORÉS	23.520
18	9 D. SCHMITTER	19.566	18	6 C. BEAUBIER	24.852	18	119 P. SZKOPEK	11.476	18	13 A. WEST	10.956	18	11 S. AL SULAITI	23.644
19	94 M. LUSSIANA	19.580	19	11 S. AL SULAITI	24.987	19	9 D. SCHMITTER	11.477	19	119 P. SZKOPEK	11.012	19	94 M. LUSSIANA	23.705
20	119 P. SZKOPEK	19.607	20	9 D. SCHMITTER	25.034	20	99 L. SCASSA	11.548	20	9 D. SCHMITTER	11.047	20	9 D. SCHMITTER	23.729
21	11 S. AL SULAITI	19.779	21	94 M. LUSSIANA	25.070	21	11 S. AL SULAITI	11.549	21	94 M. LUSSIANA	11.109	21	119 P. SZKOPEK	23.917
22	10 I. TÓTH	20.365	22	119 P. SZKOPEK	25.180	22	94 M. LUSSIANA	11.635	22	11 S. AL SULAITI	11.240	22	10 I. TÓTH	25.113
23	6 C. BEAUBIER	22.789	23	10 I. TÓTH	26.003	23	10 I. TÓTH	11.965	23	10 I. TÓTH	11.730			

28/05/2016

These data/results cannot be reproduced, stored and/or transmitted in whole or in part by any manner of electronic, mechanical, photocopying, recording, broadcasting or otherwise now known or herein after developed without the previous express consent by the copyright owner, except for reproduction in daily press and regular printed publications on sale to the public within 60 days of the event related to those data/results and always provided that copyright symbol appears together as follows below.

© DORNA WSBK ORGANIZATION Srl 2016

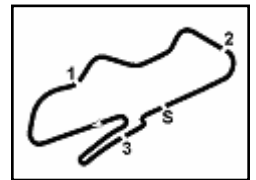
FCR PERGIA TUNING



Official Tyre Supplier



Official Timekeeper



Donington Park 4.023 m

UK Round, 27-28-29 May 2016 World Superbike - Chronological Analysis Race 1

Start at 15:00'11.311

1 / 4

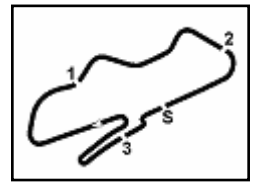
66 T. SYKES (1'28.215)								
Lap	Seg. 1	Seg. 2	Seg. 3	Seg. 4	Seg. 5	Lap Time	km/h	Local Time
1	22.306	24.419	11.191	10.741	23.448	1'32.105	268.7	15:01'43.416
2	19.660	24.022	11.240	10.712	23.105	1'28.739	269.3	15:03'12.155
3	19.544	24.042	11.308	10.735	23.166	1'28.795	269.3	15:04'40.950
4	18.988	24.116	11.299	10.713	23.099	1'28.215	270.0	15:06'09.165
5	19.169	24.118	11.339	10.733	23.038	1'28.397	267.3	15:07'37.562
6	19.069	24.107	11.303	10.688	23.119	1'28.286	269.3	15:09'05.848
7	18.995	24.078	11.497	10.829	23.161	1'28.560	263.4	15:10'34.408
8	19.045	24.080	11.343	10.711	23.181	1'28.360	264.7	15:12'02.768
9	19.166	24.138	11.383	10.703	23.064	1'28.454	268.7	15:13'31.222
10	19.155	24.219	11.394	10.642	23.142	1'28.552	268.0	15:14'59.774
11	19.185	24.216	11.448	10.736	23.164	1'28.749	267.3	15:16'28.523
12	19.119	24.231	11.423	10.840	23.151	1'28.764	264.1	15:17'57.287
13	19.055	24.352	11.375	10.703	23.074	1'28.559	266.7	15:19'25.846
14	19.045	24.239	11.313	10.814	23.206	1'28.617	267.3	15:20'54.463
15	19.274	24.405	11.458	10.729	23.374	1'29.240	268.0	15:22'23.703
16	19.236	24.445	11.360	10.958	23.392	1'29.391	269.3	15:23'53.094
17	19.188	24.683	11.377	10.777	23.061	1'29.086	264.1	15:25'22.180
18	19.161	24.196	11.469	10.740	23.118	1'28.684	262.8	15:26'50.864
19	19.192	24.161	11.417	10.684	23.497	1'28.951	264.1	15:28'19.815
20	19.205	24.049	11.388	10.664	23.290	1'28.596	268.7	15:29'48.411
21	19.077	24.329	11.417	10.815	23.231	1'28.869	267.3	15:31'17.280
22	19.207	24.247	11.471	10.816	23.362	1'29.103	266.0	15:32'46.383
23	19.133	24.302	11.528	10.816	23.425	1'29.204	266.7	15:34'15.587

2 L. CAMIER (1'28.857)								
Lap	Seg. 1	Seg. 2	Seg. 3	Seg. 4	Seg. 5	Lap Time	km/h	Local Time
1	23.138	24.919	11.295	10.817	23.607	1'33.776	266.7	15:01'45.087
2	19.191	24.346	11.474	10.750	23.535	1'29.296	264.1	15:03'14.383
3	19.168	24.622	11.452	10.710	23.457	1'29.409	264.7	15:04'43.792
4	19.246	24.298	11.436	10.765	23.399	1'29.144	264.1	15:06'12.936
5	19.167	24.146	11.448	10.729	23.367	1'28.857	265.4	15:07'41.793
6	19.189	24.215	11.469	10.772	23.372	1'29.017	261.5	15:09'10.810
7	19.311	24.239	11.442	10.830	23.393	1'29.215	262.8	15:10'40.025
8	19.378	24.313	11.462	10.768	23.486	1'29.407	260.9	15:12'09.432
9	19.176	24.335	11.420	10.868	23.846	1'29.645	263.4	15:13'39.077
10	19.429	24.415	11.461	10.807	23.658	1'29.770	263.4	15:15'08.847
11	19.150	24.372	11.465	10.918	23.463	1'29.368	263.4	15:16'38.215
12	19.131	24.303	11.425	10.751	23.430	1'29.040	262.8	15:18'07.255
13	19.108	24.369	11.588	10.817	23.528	1'29.410	263.4	15:19'36.665
14	19.160	24.400	11.497	10.741	23.508	1'29.306	264.1	15:21'05.971
15	19.166	24.243	11.483	10.790	23.512	1'29.194	264.1	15:22'35.165
16	19.421	24.409	11.456	10.726	23.474	1'29.486	264.1	15:24'04.651
17	19.159	24.220	11.461	10.667	23.483	1'28.990	262.8	15:25'33.641
18	19.195	24.279	11.406	10.772	23.472	1'29.124	266.7	15:27'02.765
19	19.200	24.347	11.406	10.765	23.580	1'29.298	265.4	15:28'32.063
20	19.197	24.225	11.427	10.752	23.456	1'29.057	265.4	15:30'01.120
21	19.207	24.376	11.421	10.767	23.441	1'29.212	264.7	15:31'30.332
22	19.181	24.592	11.472	10.825	23.363	1'29.433	261.5	15:32'59.765
23	19.352	24.475	11.489	10.748	23.505	1'29.569	262.1	15:34'29.334

34 D. GIUGLIANO (1'28.023)								
Lap	Seg. 1	Seg. 2	Seg. 3	Seg. 4	Seg. 5	Lap Time	km/h	Local Time
1	22.455	24.434	11.219	10.792	23.011	1'31.911	270.0	15:01'43.222
2	18.932	24.136	11.233	10.715	23.007	1'28.023	268.0	15:03'11.245
3	19.083	24.325	11.208	10.694	22.961	1'28.271	272.7	15:04'39.516
4	19.478	24.147	11.408	10.699	22.921	1'28.653	267.3	15:06'08.169
5	18.982	24.060	11.295	10.714	23.040	1'28.091	264.7	15:07'36.260
6	18.964	24.295	11.245	10.734	23.109	1'28.347	270.0	15:09'04.607
7	19.194	24.203	11.392	10.844	23.164	1'28.797	265.4	15:10'33.404
8	19.061	24.162	11.392	10.795	23.146	1'28.556	264.7	15:12'01.960
9	19.145	24.218	11.414	10.749	23.068	1'28.594	265.4	15:13'30.554
10	19.235	24.293	11.331	10.712	23.045	1'28.616	266.7	15:14'59.170
11	19.327	24.390	11.500	10.709	23.061	1'28.987	264.7	15:16'28.157
12	19.124	24.345	11.406	10.796	22.942	1'28.613	264.1	15:17'56.770
13	19.038	24.436	11.409	10.713	22.970	1'28.566	266.0	15:19'25.336
14	19.087	24.481	11.407	10.768	23.070	1'28.813	266.0	15:20'54.149
15	19.272	24.408	11.526	10.826	23.233	1'29.265	264.7	15:22'23.414
16	19.288	24.520	11.471	10.858	23.285	1'29.422	264.7	15:23'52.836
17	19.196	24.614	11.525	10.906	23.337	1'29.578	264.1	15:25'22.414
18	19.180	24.327	11.385	10.838	23.125	1'28.855	265.4	15:26'51.269
19	19.168	24.266	11.359	10.766	23.305	1'28.864	266.7	15:28'20.133
20	19.348	24.319	11.402	10.761	23.323	1'29.153	268.7	15:29'49.286
21	19.411	24.499	11.511	10.927	23.319	1'29.667	266.0	15:31'18.953
22	19.277	24.410	11.442	10.828	23.401	1'29.358	266.7	15:32'48.311
23	19.362	24.676	11.491	10.971	23.645	1'30.145	265.4	15:34'18.456

69 N. HAYDEN (1'28.966)								
Lap	Seg. 1	Seg. 2	Seg. 3	Seg. 4	Seg. 5	Lap Time	km/h	Local Time
1	23.260	24.926	11.325	10.987	23.527	1'34.025	260.9	15:01'45.336
2	19.153	24.345	11.306	10.990	23.483	1'29.277	266.7	15:03'14.613
3	19.167	24.644	11.276	10.938	23.407	1'29.432	264.7	15:04'44.045
4	19.162	24.322	11.319	10.915	23.477	1'29.195	265.4	15:06'13.240
5	19.212	24.345	11.535	10.829	23.474	1'29.395	266.7	15:07'42.635
6	19.108	24.302	11.447	10.730	23.379	1'28.966	264.7	15:09'11.601
7	19.140	24.298	11.417	10.787	23.482	1'29.124	266.0	15:10'40.725
8	19.168	24.319	11.313	10.796	23.460	1'29.056	266.7	15:12'09.781
9	19.167	24.356	11.308	10.879	23.460	1'29.170	266.0	15:13'38.951
10	19.367	24.371	11.410	10.887	23.602	1'29.637	266.0	15:15'08.588
11	19.193	24.359	11.391	10.926	23.349	1'29.218	264.7	15:16'37.806
12	19.275	24.262	11.329	10.864	23.262	1'28.992	264.7	15:18'06.798
13	19.230	24.284	11.471	10.754	23.481	1'29.220	262.1	15:19'36.018
14	19.385	24.422	11.423	10.865	23.436	1'29.531	262.8	15:21'05.549
15	19.292	24.317	11.446	10.812	23.447	1'29.314	264.1	15:22'34.863
16	19.283	24.410	11.356	10.841	23.319	1'29.209	265.4	15:24'04.072
17	19.182	24.240	11.360	10.860	23.419	1'29.061	266.7	15:25'33.133
18	19.248	24.443	11.334	10.735	23.388	1'29.148	264.7	15:27'02.281
19	19.235	24.236	11.336	10.828	23.413	1'29.048	266.7	15:28'31.329
20	19.296	24.336	11.309	10.816	23.386	1'29.143	266.7	15:30'00.472
21	19.390	24.491	11.367	10.897	23.417	1'29.562	265.4	15:31'30.034
22	19.353	24.908	11.446	10.966	23.516	1'30.129	268.7	15:33'00.163
23	19.193	24.407	11.383	10.863	23.585	1'29.431	268.7	15:34'29.594

1 J. REA (1'27.988)								
Lap	Seg. 1	Seg. 2	Seg. 3	Seg. 4	Seg. 5	Lap Time	km/h	Local Time
1	22.591	24.489	11.169	10.830	23.095	1'32.174	272.7	15:01'43.485
2	18.993	24.167	11.294	10.603	22.963	1'28.020	270.0	15:03'11.505
3	19.010	24.347	11.406	10.702	23.491	1'28.956	271.4	15:04'40.461
4	18.911	24.212	11.320	10.892	23.027	1'28.362	270.7	15:06'08.823
5	18.881	24.087	11.329	10.636	23.055	1'27.988	269.3	15:07'36.811
6	18.887	24.062	11.367	10.672	23.072	1'28.060	270.7	15:09'04.871
7	19.126	24.214	11.398	10.733	23.295	1'28.766	270.0	15:10'33.637
8	19.027	24.206	11.366	10.743	28.775	1'34.117	270.7	15:12'07.754
9	19.107	24.455	11.405	10.804	23.127	1'28.898	267.3	15:13'36.652
10	19.047	24.359	11.301	10.685	23.111	1'28.503	269.3	15:15'05.155
11	19.074	24.141	11.371	10.679	23.054	1'28.319	268.7	15:16'33.474
12								



UK Round, 27-28-29 May 2016 World Superbike - Chronological Analysis Race 1

Donington Park 4.023 m

Start at 15:00'11.311

2 / 4

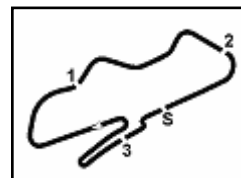
81 J. TORRES (1'29.012)									
Lap	Seg. 1	Seg. 2	Seg. 3	Seg. 4	Seg. 5	Lap Time	km/h	Local Time	
1	23.023	24.803	11.237	10.827	23.628	1'33.518	268.7	15:01'44.829	
2	19.155	24.486	11.364	10.813	23.494	1'29.312	268.7	15:03'14.141	
3	19.220	24.682	11.377	10.714	23.423	1'29.416	266.7	15:04'43.557	
4	19.122	24.526	11.450	10.708	23.719	1'29.525	263.4	15:06'13.082	
5	19.230	24.324	11.516	10.737	23.479	1'29.286	268.7	15:07'42.368	
6	19.161	24.541	11.543	10.802	23.487	1'29.534	266.7	15:09'11.902	
7	19.200	24.421	11.357	10.738	23.507	1'29.223	268.7	15:10'41.125	
8	19.292	24.579	11.402	10.751	23.434	1'29.458	267.3	15:12'10.583	
9	19.084	24.549	11.404	10.754	23.763	1'29.554	262.8	15:13'40.137	
10	19.301	24.548	11.392	10.666	23.489	1'29.396	270.7	15:15'09.533	
11	19.270	24.519	11.429	10.833	23.539	1'29.590	266.7	15:16'39.123	
12	19.171	24.556	11.366	10.824	23.539	1'29.456	268.0	15:18'08.579	
13	19.142	24.406	11.387	10.762	23.595	1'29.292	265.4	15:19'37.871	
14	19.130	24.605	11.425	10.705	23.468	1'29.333	267.3	15:21'07.204	
15	19.119	24.456	11.423	10.833	23.616	1'29.447	268.0	15:22'36.651	
16	19.180	24.387	11.422	10.729	23.604	1'29.322	268.7	15:24'05.973	
17	19.174	24.532	11.415	10.804	23.529	1'29.454	265.4	15:25'35.427	
18	19.213	24.733	11.497	10.798	23.660	1'29.901	264.7	15:27'05.328	
19	19.086	24.517	11.396	10.900	23.515	1'29.414	263.4	15:28'34.742	
20	19.157	24.328	11.414	10.672	23.583	1'29.154	266.7	15:30'03.896	
21	19.083	24.401	11.375	10.804	23.349	1'29.012	265.4	15:31'32.908	
22	19.122	24.445	11.409	10.870	23.639	1'29.485	265.4	15:33'02.393	
23	19.171	24.424	11.413	10.799	23.724	1'29.531	264.7	15:34'31.924	

13 A. WEST (1'29.544)									
Lap	Seg. 1	Seg. 2	Seg. 3	Seg. 4	Seg. 5	Lap Time	km/h	Local Time	
1	23.953	25.750	11.302	11.178	23.993	1'36.176	260.2	15:01'47.487	
2	19.353	24.463	11.401	11.080	23.434	1'29.731	264.1	15:03'17.218	
3	19.320	24.408	11.311	11.137	23.570	1'29.746	260.9	15:04'46.964	
4	19.227	24.491	11.390	11.047	23.440	1'29.595	264.7	15:06'16.559	
5	19.462	24.345	11.577	11.040	23.614	1'30.038	264.1	15:07'46.271	
6	19.319	24.409	11.375	11.017	23.554	1'29.674	262.8	15:09'16.271	
7	19.202	24.507	11.477	11.034	23.442	1'29.662	264.1	15:10'45.933	
8	19.303	24.418	11.380	10.967	23.730	1'29.798	266.7	15:12'15.731	
9	19.342	24.653	11.387	11.139	23.496	1'30.017	265.4	15:13'45.748	
10	19.263	24.376	11.360	10.957	23.602	1'29.558	264.7	15:15'15.306	
11	19.455	24.770	11.403	11.237	23.449	1'30.314	266.0	15:16'45.620	
12	19.363	24.369	11.399	11.047	23.366	1'29.544	261.5	15:18'15.164	
13	19.250	24.460	11.389	11.118	23.689	1'29.906	262.1	15:19'45.070	
14	28.069	25.049	11.542	11.080	23.363	1'39.103	266.7	15:21'24.173	
15	19.169	24.440	11.404	11.061	23.621	1'29.695	264.7	15:22'53.868	
16	19.508	24.429	11.345	11.002	23.455	1'29.739	268.0	15:24'23.607	
17	19.184	24.591	11.435	11.002	23.441	1'29.653	262.1	15:25'53.260	
18	19.247	24.553	11.366	10.956	23.598	1'29.720	265.4	15:27'22.980	
19	19.478	24.988	11.464	11.066	23.980	1'30.976	264.7	15:28'53.956	
20	19.661	24.723	11.545	11.192	23.452	1'30.573	264.7	15:30'24.529	
21	19.385	24.680	11.508	11.074	23.374	1'30.021	262.8	15:31'54.550	
22	19.460	24.500	11.490	11.024	23.416	1'29.890	262.1	15:33'24.440	
23	19.450	24.521	11.538	11.149	23.563	1'30.221	262.1	15:34'54.661	

60 M. VAN DER MARK (1'29.087)									
Lap	Seg. 1	Seg. 2	Seg. 3	Seg. 4	Seg. 5	Lap Time	km/h	Local Time	
1	23.634	25.249	11.235	11.064	23.544	1'34.726	270.0	15:01'46.037	
2	19.308	24.451	11.442	10.962	23.756	1'29.919	268.0	15:03'15.956	
3	19.266	24.558	11.342	10.856	23.427	1'29.449	267.3	15:04'45.405	
4	19.242	24.565	11.331	10.694	23.386	1'29.218	262.1	15:06'14.623	
5	19.301	24.302	11.356	10.764	23.366	1'29.089	266.0	15:07'43.712	
6	19.307	24.467	11.379	10.712	23.372	1'29.237	264.1	15:09'12.949	
7	19.199	24.608	11.412	10.709	23.300	1'29.228	266.0	15:10'42.177	
8	19.283	24.463	11.345	10.738	23.480	1'29.309	266.7	15:12'11.486	
9	19.338	24.522	11.352	10.946	23.433	1'29.591	265.4	15:13'41.077	
10	19.525	24.570	11.490	10.790	23.459	1'29.834	264.1	15:15'10.911	
11	19.490	24.503	11.339	10.782	23.383	1'29.497	264.7	15:16'40.408	
12	19.387	24.410	11.363	10.770	23.427	1'29.357	265.4	15:18'09.765	
13	19.242	24.525	11.352	10.740	23.253	1'29.112	267.3	15:19'38.877	
14	19.288	24.347	11.365	10.800	23.298	1'29.098	266.7	15:21'07.975	
15	19.319	24.329	11.351	10.724	23.364	1'29.087	267.3	15:22'37.062	
16	19.334	24.505	11.403	10.898	23.453	1'29.593	266.7	15:24'06.655	
17	19.369	24.515	11.385	10.817	23.325	1'29.411	263.4	15:25'36.066	
18	19.283	24.443	11.411	10.842	23.534	1'29.513	265.4	15:27'05.579	
19	19.260	24.632	11.317	10.810	23.407	1'29.426	268.7	15:28'35.005	
20	19.375	24.497	11.377	10.869	23.322	1'29.440	266.0	15:30'04.445	
21	19.248	24.426	11.395	10.773	23.304	1'29.146	266.0	15:31'33.591	
22	19.203	24.512	11.424	10.757	23.326	1'29.222	266.7	15:33'02.813	
23	19.265	24.492	11.357	10.833	23.362	1'29.309	263.4	15:34'32.122	

21 M. REITERBERGER (1'29.679)									
Lap	Seg. 1	Seg. 2	Seg. 3	Seg. 4	Seg. 5	Lap Time	km/h	Local Time	
1	24.232	25.609	11.343	11.781	24.260	1'37.225	268.0	15:01'48.536	
2	19.560	24.667	11.280	10.834	23.658	1'29.999	270.0	15:03'18.535	
3	19.419	24.612	11.354	10.858	23.632	1'29.875	270.7	15:04'48.410	
4	19.470	24.644	11.320	10.789	23.748	1'29.971	268.7	15:06'18.381	
5	19.423	24.511	11.384	10.801	23.677	1'29.796	270.0	15:07'48.177	
6	19.365	24.595	11.314	10.772	23.633	1'29.679	269.3	15:09'17.856	
7	19.364	24.619	11.372	10.892	23.643	1'29.890	266.7	15:10'47.746	
8	19.498	24.747	11.392	11.214	23.910	1'30.761	269.3	15:12'18.507	
9	19.509	24.849	11.389	11.217	23.747	1'30.711	265.4	15:13'49.218	
10	19.498	24.772	11.385	10.972	23.876	1'30.503	267.3	15:15'19.721	
11	19.433	24.620	11.419	10.854	23.472	1'29.798	267.3	15:16'49.519	
12	19.602	24.694	11.410	10.947	23.526	1'30.179	266.7	15:18'19.698	
13	19.689	25.092	11.445	10.822	23.559	1'30.607	268.0	15:19'50.305	
14	19.704	24.805	11.463	10.916	23.643	1'30.531	266.7	15:21'20.836	
15	19.525	24.962	11.513	10.921	23.569	1'30.490	266.7	15:22'51.326	
16	19.523	24.606	11.517	10.959	23.581	1'30.186	267.3	15:24'21.512	
17	19.522	24.927	11.519	10.903	23.765	1'30.636	265.4	15:25'52.148	
18	19.517	24.880	11.507	10.822	23.773	1'30.499	264.7	15:27'22.647	
19	19.712	24.951	11.484	11.082	24.016	1'31.245	266.7	15:28'53.892	
20	19.537	25.158	11.507	11.088	24.224	1'31.514	268.7	15:30'25.406	
21	19.630	24.827	11.416	10.958	23.529	1'30.360	267.3	15:31'55.766	
22	19.415	25.058	11.482	10.878	23.666	1'30.499	267.3	15:33'26.265	
23	19.582	24.834	11.466	10.827	23.757	1'30.466	263.4	15:34'56.731	

17 K. ABRAHAM (1'29.285)									
Lap	Seg. 1	Seg. 2	Seg. 3	Seg. 4	Seg. 5	Lap Time	km/h	Local Time	
1	23.442	25.036	11.370	11.031	23.690	1'34.569	269.3	15:01'45.880	
2	19.162	24.551	11.534	10.907	23.772	1'29.926	268.7	15:03'15.806	
3	19.273	25.046	11.368	10.919	23.616	1'30.222	269.3	15:04'46.028	
4	19.069	24.518	11.383	10.895	23.420	1'29.285	266.0	15:06'15.313	
5	19.063	24.523	11.416	10.863	23.857	1'29.722	266.7	15:07'45.035	
6	19.109	24.556	11.420	10.906	23.668	1'29.659	266.7	15:09'14.694	
7	19.095	24.554	11.404	10.906	23.547	1'29.506	260.2	15:10'44.200	
8	19.								



Donington Park 4.023 m

4 / 4

UK Round, 27-28-29 May 2016

World Superbike - Chronological Analysis Race 1

Start at 15:00'11.311

2	20.014	25.006	11.548	10.983	34.748	1'42.299	260.2	15:03'30.603
3	20.156	24.755	11.688	11.033	23.853	1'31.485	254.1	15:05'02.088
4	19.707	24.681	11.570	11.010	23.503	1'30.471	257.8	15:06'32.559
5	19.619	24.732	11.608	11.048	23.506	1'30.513	257.8	15:08'03.072
6	19.524	24.751	11.715	10.972	23.613	1'30.575	257.8	15:09'33.647
7	19.342	24.742	11.706	10.994	23.974	1'30.758	259.6	15:11'04.405
8	19.576	24.578	11.665	10.993	24.112	1'30.924	260.9	15:12'35.329
9	19.628	25.688	11.596	11.397	23.850	1'32.159	257.8	15:14'07.488
10	19.954	25.046	11.666	10.971	23.919	1'31.556	259.6	15:15'39.044
11	19.815	24.958	11.737	10.960	23.606	1'31.076	257.8	15:17'10.120
12	19.579	24.880	11.717	10.964	23.565	1'30.705	258.4	15:18'40.825
13	19.696	24.833	11.695	11.002	23.871	1'31.097	257.8	15:20'11.922
14	19.710	25.008	11.726	10.934	23.772	1'31.150	257.1	15:21'43.072
15	19.605	24.921	11.777	11.008	23.769	1'31.080	253.5	15:23'14.152
16	19.799	24.788	11.705	10.966	23.760	1'31.018	259.0	15:24'45.170

7 C. DAVIES (1'28.132)

Lap	Seg. 1	Seg. 2	Seg. 3	Seg. 4	Seg. 5	Lap Time	km/h	Local Time
1	22.129	24.350	11.387	10.554	22.853	1'31.273	269.3	15:01'42.584
2	19.241	24.309	11.355	10.610	23.000	1'28.515	266.7	15:03'11.099
3	19.104	24.213	11.420	10.591	22.804	1'28.132	267.3	15:04'39.231
4	19.146	24.180	11.456	10.612	22.795	1'28.189	264.7	15:06'07.420
5	19.233	24.322	11.476	10.572	22.877	1'28.480	264.7	15:07'35.900
6	19.096	24.267	11.461	10.597	37.167	1'42.588	266.0	15:09'18.488
7	20.101	24.514	11.506	10.757	23.289	1'30.167	267.3	15:10'48.655
8	19.100	24.445	11.519	10.899	23.267	1'29.230	270.7	15:12'17.885
9	19.243	25.063	11.389	11.143	23.217	1'30.055	269.3	15:13'47.940
10	19.473	24.460	11.490	10.732	22.974	1'29.129	265.4	15:15'17.069
11	19.251	24.464	11.544	10.920	23.103	1'29.282	267.3	15:16'46.351
12	19.235	24.470	11.542	10.740	23.152	1'29.139	267.3	15:18'15.490
13	19.187	24.408	11.406	11.069	23.716	1'29.786	272.7	15:19'45.276
14	19.290	24.460	11.489	10.780	23.457	1'29.476	268.7	15:21'14.752

15 A. DE ANGELIS (1'29.118)

Lap	Seg. 1	Seg. 2	Seg. 3	Seg. 4	Seg. 5	Lap Time	km/h	Local Time
1	23.763	25.317	11.320	11.306	23.726	1'35.432	259.0	15:01'46.743
2	19.163	24.470	11.265	11.117	23.801	1'29.816	259.6	15:03'16.559
3	19.203	24.774	11.326	11.100	23.685	1'30.088	263.4	15:04'46.647
4	19.058	24.440	11.360	11.055	23.528	1'29.441	267.3	15:06'16.088
5	18.995	24.292	11.418	10.939	23.474	1'29.118	264.7	15:07'45.206
6	19.252	24.509	11.341	11.022	23.652	1'29.776	268.0	15:09'14.982
7	19.358	24.660	11.362	10.888	23.577	1'29.845	268.0	15:10'44.827
8	19.233	24.478	11.323	11.066	24.334	1'30.434	268.7	15:12'15.261
9	19.278	24.703	11.357	10.984	23.721	1'30.043	266.7	15:13'45.304
10	19.147	24.674	11.354	10.914	23.743	1'29.832	267.3	15:15'15.136
11	19.330	24.846	11.422	11.020	23.550	1'30.168	265.4	15:16'45.304
12	19.243	24.484	11.422	10.889	23.503	1'29.541	265.4	15:18'14.845
13	19.243	24.501	11.383	11.117	24.123	1'30.367	264.7	15:19'45.212

94 M. LUSSIANA (1'31.571)

Lap	Seg. 1	Seg. 2	Seg. 3	Seg. 4	Seg. 5	Lap Time	km/h	Local Time
1	25.117	25.723	12.890	11.109	23.937	1'38.776	255.9	15:01'50.087
2	19.890	25.081	11.872	11.280	23.831	1'31.954	255.9	15:03'22.041
3	19.925	25.080	11.635	11.230	23.832	1'31.702	256.5	15:04'53.743
4	19.635	25.087	11.683	11.121	24.349	1'31.875	256.5	15:06'25.618
5	19.674	25.128	11.733	11.161	23.899	1'31.595	255.9	15:07'57.213
6	19.602	25.280	11.714	11.270	23.705	1'31.571	254.1	15:09'28.784
7	19.580	25.112	12.013	11.212	23.864	1'31.781	254.7	15:11'00.565
8	20.006	25.070	11.822	11.318	23.874	1'32.090	251.7	15:12'32.655
9	19.955	31.308	14.203	15.268	33.143	1'53.877 P		15:14'26.532

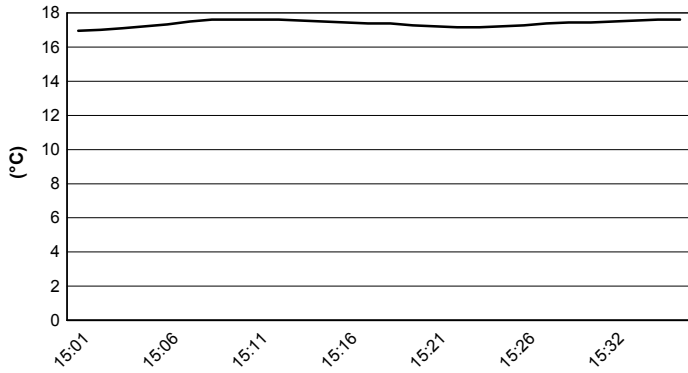
P = Pits In/Out - C = Lap-Time Cancelled

These data/results cannot be reproduced, stored and/or transmitted in whole or in part by any manner of electronic, mechanical, photocopying, recording, broadcasting or otherwise now known or herein after developed without the previous express consent by the copyright owner, except for reproduction in daily press and regular printed publications on sale to the public within 60 days of the event related to those data/results and always provided that copyright symbol appears together as follows below.

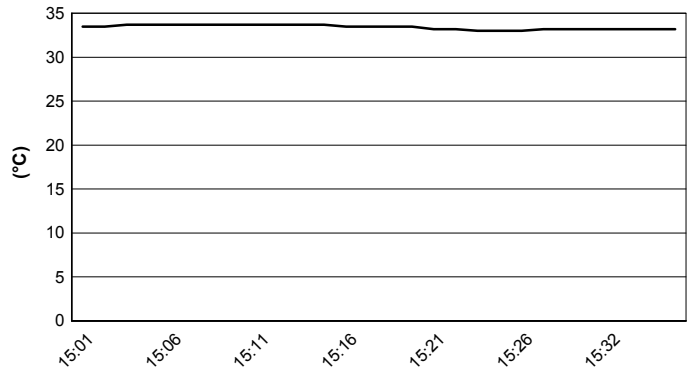
© DORNA WSBK ORGANIZATION Srl 2016

Session started 15:00 Session ended 15:36

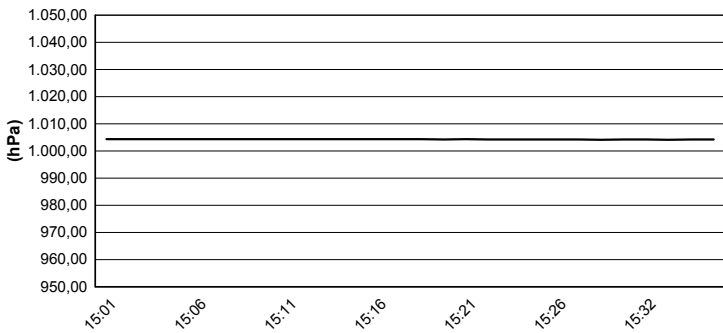
Air Temperature



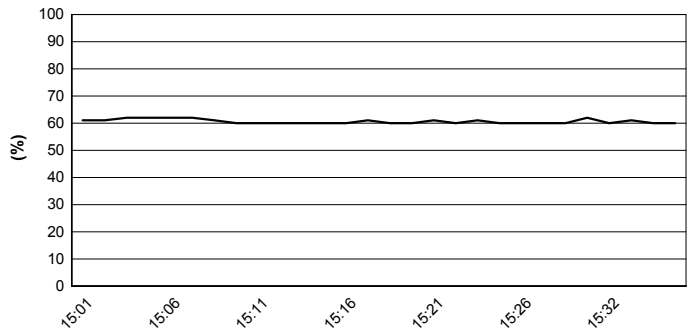
Track Temperature



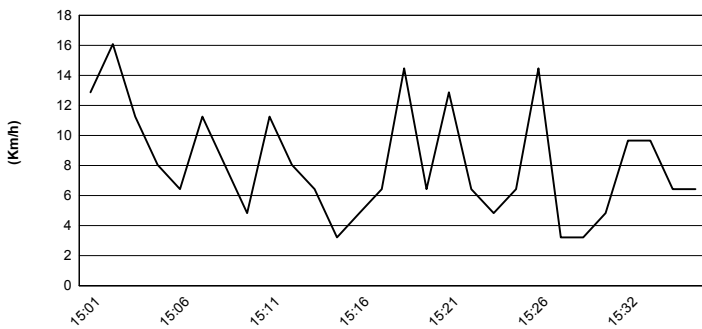
Air Pressure



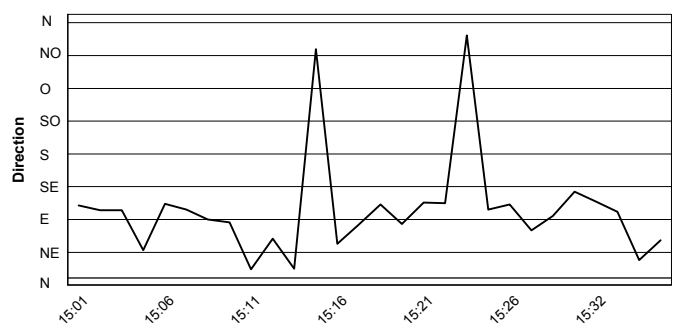
Humidity



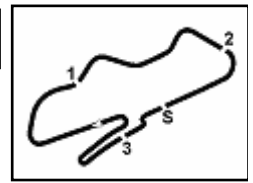
Wind Speed



Wind Direction



These data/results cannot be reproduced, stored and/or transmitted in whole or in part by any manner of electronic, mechanical, photocopying, recording, broadcasting or otherwise now known or herein after developed without the previous express consent by the copyright owner, except for reproduction in daily press and regular printed publications on sale to the public within 60 days of the event related to those data/results and always provided that copyright symbol appears together as follows below.
 © DORNA WSBK ORGANIZATION Srl 2016



UK Round, 27-28-29 May 2016 World Superbike - Championship Standings

Donington Park 4.023 m

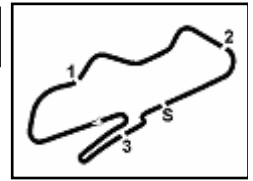
1 / 2

Points	Points From First	Points From Previous	February 28		March 13		April 3		April 17		May 1		May 15		May 29		June 19		July 10		September 18		October 2		October 16		October 28	
			PHILLIP ISLAND	BURIRAM	ARAGON	ASSEN	IMOLA	SEPANG	DONINGTON PARK	MISANO	LAGUNA SECA	LAUSITZRING	MAGNY-COURS	JEREZ	LOSAIL													
1 REA Jonathan (GBR)	273		25 25	25 20	20 16	25 25	20 20	20 16	16																			
2 DAVIES Chaz (GBR)	215 58		20 6	13 16	25 25	20 11	25 25	16 13																				
3 SYKES Tom (GBR)	212 61 3		11 10	20 25	16 20	20	16 16	25 8	25																			
4 GIUGLIANO Davide (ITA)	138 135 74		13 16	6 6	11 10	8	11 13	10 20	20																			
5 VAN DER MARK Michael (NED)	133 140 5		16 20	16 13	9	16	9 7	9 10	8																			
6 HAYDEN Nicky (USA)	126 147 7		7 13	11	10	16 10	7 8	8 25	11																			
7 TORRES Jordi (ESP)	112 161 14		8 9	8 8	9 11	11 1	13 9	13 3	9																			
8 CAMIER Leon (GBR)	86 187 26		9	5 5		13 7	10 11	6 7	13																			
9 SAVADORI Lorenzo (ITA)	76 197 10		4	6 7	6 5	10 13	8 5	2 10																				
10 LOWES Alex (GBR)	70 203 6		2 10	8 7	8 9	5 10	11																					
11 FORÉS Xavi (ESP)	60 213 10			2	13 13	3 6	6 6	2 5	4																			
12 GUINTOLI Sylvain (FRA)	58 215 2		10 11	9 10	7 6	5																						
13 REITERBERGER Markus (GER)	58 215 0		8 11	9	2 1	9	3 4	6 5																				
14 DE ANGELIS Alex (RSM)	41 232 17		3 7	2	5 8	4	1 2	9																				
15 BROOKES Joshua (AUS)	41 232 0		6 7	1	3 3	5	2 3	5 4	2																			
16 RAMOS Román (ESP)	39 234 2		5 4	4 4	4 4	7 4		3																				
17 ABRAHAM Karel (CZE)	25 248 14		3 5	1	1 2	2	4	7																				
18 WEST Anthony (AUS)	24 249 1							7 11	6																			
19 BAIOTTO Matteo (ITA)	12 261 12		3 3			2	4																					
20 MAHIAS Lucas (FRA)	9 264 3					6 3																						
21 SCASSA Luca (ITA)	3 270 6							3																				
22 JONES Mike (AUS)	2 271 1		2																									
23 SCHMITTER Dominic (SUI)	2 271 0						1																					
24 HOOK Josh (AUS)	2 271 0							1 1																				
25 BARRIER Sylvain (FRA)	2 271 0		1 1																									

First Line: Championship Standings - Second Line: Ranking Progression

These data/results cannot be reproduced, stored and/or transmitted in whole or in part by any manner of electronic, mechanical, photocopying, recording, broadcasting or otherwise now known or herein after developed without the previous express consent by the copyright owner, except for reproduction in daily press and regular printed publications on sale to the public within 60 days of the event related to those data/results and always provided that copyright symbol appears together as follows below.

© DORNA WSBK ORGANIZATION Srl 2016



Donington Park 4.023 m

UK Round, 27-28-29 May 2016
World Superbike - Championship Standings

2 / 2

	Points	Points From First	Points From Previous	February 28 PHILLIP ISLAND	March 13 BURIRAM	April 3 ARAGON	April 17 ASSEN	May 1 IMOLA	May 15 SEPANG	May 29 DONINGTON PARK	June 19 MISANO	July 10 LAGUNA SECA	September 18 LAUSITZRING	October 2 MAGNY-COURS	October 16 JEREZ	October 28 LOSAIL		
26 LUSSIANA Matthieu (FRA)	1	272	1				1 22 22	22 22	24 25	26								

First Line: Championship Standings - Second Line: Ranking Progression

These data/results cannot be reproduced, stored and/or transmitted in whole or in part by any manner of electronic, mechanical, photocopying, recording, broadcasting or otherwise now known or herein after developed without the previous express consent by the copyright owner, except for reproduction in daily press and regular printed publications on sale to the public within 60 days of the event related to those data/results and always provided that copyright symbol appears together as follows below.

© DORNA WSBK ORGANIZATION Srl 2016

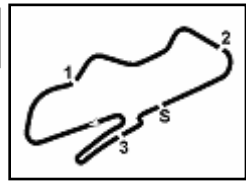
FICR PEROGIA TINING



Official Tyre Supplier



Official Timekeeper



UK Round, 27-28-29 May 2016 World Superbike - Manufacturers Standings

Donington Park 4.023 m

Points	Points From First	Points From Previous	February 28 PHILLIP ISLAND		March 13 BURIRAM		April 3 ARAGON		April 17 ASSEN		May 1 IMOLA		May 15 SEPANG		May 29 DONINGTON PARK		June 19 MISANO		July 10 LAGUNA SECA		September 18 LAUSITZRING		October 2 MAGNY-COURS		October 16 JEREZ		October 28 LOSAIL		
			1	2	1	2	1	2	1	2	1	2	1	2	1	2	1	2	1	2	1	2	1	2	1	2	1	2	1
1	KAWASAKI	296	25	25	25	25	20	20	25	25	20	20	25	16	25														
			1	1	1	1	1	1	1	1	1	1	1	1	1	1													
2	DUCATI	252	44	20	16	13	16	25	25	20	11	25	25	16	20	20													
				2	2	3	2	2	2	2	2	2	2	2	2	2	2												
3	HONDA	178	118	16	20	16	13	10	9	16	16	9	8	9	25	11													
				3	2	2	2	3	3	3	3	3	3	3	3	3	3												
4	BMW	120	176	8	9	11	9	9	11	11	2	13	9	13	6	9													
				6	5	5	5	5	4	4	5	4	4	4	4	4	4												
5	YAMAHA	99	197	10	11	10	10	8	7	8	9	5	10	11		5													
				4	4	4	4	4	5	5	4	5	5	5	5	5	5												
6	APRILIA	90	206	4	3	7	7	6	8	10	13	8	5	9	10														
				7	7	6	6	6	6	6	6	6	6	6	6	6	6												
7	MV AGUSTA	86	210	9	5	5	5	13	7	10	11	6	7	13															
				6	6	6	7	7	7	7	7	7	7	7	7	7	7												

First Line: Championship Standings - Second Line: Ranking Progression

These data/results cannot be reproduced, stored and/or transmitted in whole or in part by any manner of electronic, mechanical, photocopying, recording, broadcasting or otherwise now known or herein after developed without the previous express consent by the copyright owner, except for reproduction in daily press and regular printed publications on sale to the public within 60 days of the event related to those data/results and always provided that copyright symbol appears together as follows below.

© DORNA WSBK ORGANIZATION Srl 2016

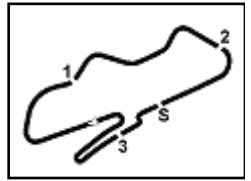
PIRELLI PERGOIA TUNING



Official Tyre Supplier



Official Timekeeper



UK Round, 27-28-29 May 2016
World Superbike - Pirelli Best Lap Award

Donington Park 4.023 m

Points	Points From First	Points From Previous	February 28	March 13	April 3	April 17	May 1	May 15	May 29	June 19	July 10	September 18	October 2	October 16	October 28	
			PHILLIP ISLAND	BURIRAM	ARAGON	ASSEN	IMOLA	SEPANG	DONINGTON PARK	MISANO	LAGUNA SECA	LAUSITZRING	MAGNY-COURS	JEREZ	LOSAIL	
Fastest Laps																
1 DAVIES Chaz (GBR)	6		1		1 1	1	1 1									
2 REA Jonathan (GBR)	4 2			1 1		1			1							
3 GIUGLIANO Davide (ITA)	2 4 2	1						1								
4 SYKES Tom (GBR)	1 5 1							1								

These data/results cannot be reproduced, stored and/or transmitted in whole or in part by any manner of electronic, mechanical, photocopying, recording, broadcasting or otherwise now known or herein after developed without the previous express consent by the copyright owner, except for reproduction in daily press and regular printed publications on sale to the public within 60 days of the event related to those data/results and always provided that copyright symbol appears together as follows below.

© DORNA WSBK ORGANIZATION Srl 2016

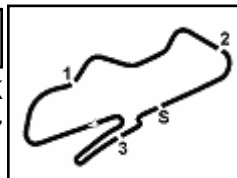
FICR PERUGIA TINING



Official Tyre Supplier



Official Timekeeper

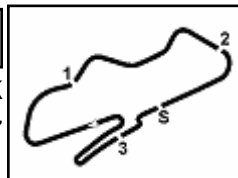


UK Round, 27-28-29 May 2016 World Superbike - Best Laps & Speeds

No.	Rider		Best Lap		FP1		FP2		FP3		SP1		SP2		RC1	
	Nat	Bike	laps	speed	laps	speed	laps	speed	laps	speed	laps	speed	laps	speed	laps	speed
1	66	SYKES Tom		1'26.712		1'28.554		1'27.927		1'27.929				1'26.712		1'28.215
	GBR	Kawasaki ZX-10R	86	272	24	272	24	271	9	271			6	269	23	270
2	7	DAVIES Chaz		1'27.572		1'28.871		1'29.320		1'28.629				1'27.572		1'28.132
	GBR	Ducati Panigale R	62	273	26	269	7	265	9	271			6	268	14	273
3	32	SAVADORI Lorenzo		1'27.591		1'29.724		1'28.992		1'29.001				1'27.591		1'28.624
	ITA	Aprilia RSV4 RF	88	272	22	269	29	269	7	270			7	270	23	272
4	1	REA Jonathan		1'27.601		1'28.793		1'27.966		1'28.750				1'27.601		1'27.988
	GBR	Kawasaki ZX-10R	83	273	22	269	26	271	6	272			6	270	23	273
5	34	GIUGLIANO Davide		1'27.602		1'28.763		1'28.303		1'28.179				1'27.602		1'28.023
	ITA	Ducati Panigale R	82	273	22	269	22	268	9	272			6	269	23	273
6	81	TORRES Jordi		1'28.046		1'29.965		1'28.996		1'29.087				1'28.046		1'29.012
	ESP	BMW S1000 RR	89	272	25	265	26	267	9	267			6	272	23	271
7	69	HAYDEN Nicky		1'28.127		1'29.671		1'29.184		1'28.619		1'28.589		1'28.127		1'28.966
	USA	Honda CBR1000RR SP	101	272	27	267	28	267	9	272	8	267	6	268	23	269
8	2	CAMIER Leon		1'28.409		1'29.221		1'28.910		1'28.615				1'28.409		1'28.857
	GBR	MV Agusta 1000 F4	92	267	26	265	25	266	10	266			8	266	23	267
9	22	LOWES Alex		1'28.602		1'29.177		1'28.602		1'29.499						
	GBR	Yamaha YZF R1	50	271	19	269	22	268	9	271						
10	6	BEAUBIER Cameron		1'28.617		1'30.160		1'29.022		1'29.389				1'28.617		
	USA	Yamaha YZF R1	65	271	25	266	24	267	9	269			7	271		
11	12	FORÉS Xavi		1'28.663		1'29.752		1'30.415		1'29.890		1'28.743		1'28.663		1'29.547
	ESP	Ducati Panigale R	79	267	23	267	11	262	7	267	8	266	7	267	23	267
12	60	VAN DER MARK Michael		1'28.806		1'30.252		1'29.359		1'29.327		1'28.806				1'29.087
	NED	Honda CBR1000RR SP	93	271	24	263	30	269	9	271	7	267			23	270
13	15	DE ANGELIS Alex		1'28.866		1'29.864		1'29.344		1'29.151		1'28.866				1'29.118
	RSM	Aprilia RSV4 RF	81	273	25	267	27	270	9	269	7	273			13	269
14	25	BROOKES Joshua		1'29.029		1'30.741		1'29.402		1'29.361		1'29.029				1'29.740
	AUS	BMW S1000 RR	84	270	21	269	23	269	9	269	8	269			23	270
15	17	ABRAHAM Karel		1'29.068		1'30.063		1'29.068		1'29.508			1'30.345			1'29.285
	CZE	BMW S1000 RR	85	270	26	269	24	269	9	270			3	268	23	269
16	21	REITERBERGER Markus		1'29.257		1'30.079		1'29.257		1'29.920		1'29.406				1'29.679
	GER	BMW S1000 RR	88	271	26	269	24	269	8	268	7	270			23	271
17	99	SCASSA Luca		1'29.277		1'30.077		1'29.277		1'30.295		1'29.377				1'30.471
	ITA	Ducati Panigale R	79	265	21	263	25	262	9	262	8	263			16	265
18	40	RAMOS Román		1'29.289		1'29.582		1'29.804		1'29.528		1'29.289				1'29.601
	ESP	Kawasaki ZX-10R	79	267	22	265	18	261	9	264	7	267			23	266
19	13	WEST Anthony		1'29.377		1'30.143		1'29.679		1'30.188		1'29.377				1'29.544
	AUS	Kawasaki ZX-10R	89	268	24	268	28	265	8	265	6	265			23	268
20	9	SCHMITTER Dominic		1'30.275		1'32.151		1'30.766		1'31.080		1'30.275				1'31.249
	SUI	Kawasaki ZX-10R	98	266	28	261	31	263	8	266	8	263			23	265

These data/results cannot be reproduced, stored and/or transmitted in whole or in part by any manner of electronic, mechanical, photocopying, recording, broadcasting or otherwise now known or herein after developed without the previous express consent by the copyright owner, except for reproduction in daily press and regular printed publications on sale to the public within 60 days of the event related to those data/results and always provided that copyright symbol appears together as follows below.

© DORNA WSBK ORGANIZATION Srl 2016



Donington Park 4.023 m

UK Round, 27-28-29 May 2016 World Superbike - Best Laps & Speeds

2 / 2

No.	Rider		Best Lap		FP1		FP2		FP3		SP1		SP2		RC1	
	Nat	Bike	laps	speed	laps	speed	laps	speed	laps	speed	laps	speed	laps	speed	laps	speed
21	86	MORAIS Sheridan	1'30.289		1'31.522		1'30.289		1'31.304							
	RSA	Kawasaki ZX-10R	62	264	28	262	26	263	8	264						
22	94	LUSSIANA Matthieu	1'30.503		1'32.121		1'30.503		1'31.063		1'30.635				1'31.571	
	FRA	BMW S1000 RR	48	261	15	258	10	257	7	261	7	259			9	257
23	119	SZKOPEK Pawel	1'30.992		1'31.511		1'30.992		1'31.232		1'31.742				1'31.671	
	POL	Yamaha YZF R1	78	263	25	263	18	263	7	258	5	258			23	259
24	11	AL SULAITI Saeed	1'31.378		1'35.007		1'33.107		1'32.459		1'31.378				1'31.569	
	QAT	Kawasaki ZX-10R	84	257	20	250	25	257	9	255	8	257			22	257
25	10	TÓTH Imre	1'34.335		1'34.335		1'34.720		1'35.094		1'34.549				1'35.351	
	HUN	Yamaha YZF R1	87	259	24	258	25	258	8	256	9	259			21	258

28/05/2016

These data/results cannot be reproduced, stored and/or transmitted in whole or in part by any manner of electronic, mechanical, photocopying, recording, broadcasting or otherwise now known or herein after developed without the previous express consent by the copyright owner, except for reproduction in daily press and regular printed publications on sale to the public within 60 days of the event related to those data/results and always provided that copyright symbol appears together as follows below.

© DORNA WSBK ORGANIZATION Srl 2016

FICR PERUGIA TIMING



Official Tyre Supplier



Official Timekeeper