

Donington Park 4.023 m

1 / 2

UK Round, 27-28-29 May 2016

World Superbike - Results Race 2

Laps 23 = 92,529 Km - Time Of Race 33'55.601 - Avg. 163,639 km/h

Pos	Race	Grid	No. Rider	Nat	Team	Bike	LL	Gap	Fastest Lap	Speed	Qualifying		Ranking			
											Time	Speed	R1	R2	Tot	Pos
1	1	66	T. SYKES	GBR	Kawasaki Racing Team	Kawasaki ZX-10R	23		1'27.676	266,7	1'26.712	268,7	25	25	237	2
2	4	1	J. REA	GBR	Kawasaki Racing Team	Kawasaki ZX-10R	23	2.017	1'27.605	269,3	1'27.601	270,0	16	20	293	1
3	2	7	C. DAVIES	GBR	Aruba.it Racing - Ducati	Ducati Panigale R	23	4.437	1'28.199	265,4	1'27.572	268,0		16	231	3
4	3	32	L. SAVADORI	ITA	IodaRacing Team	Aprilia RSV4 RF	23	6.423	1'28.152	270,7	1'27.591	270,0	10	13	89	9
5	8	2	L. CAMIER	GBR	MV Agusta Reparto Corse	MV Agusta 1000 F4	23	11.808	1'28.480	266,0	1'28.409	266,0	13	11	97	8
6	7	69	N. HAYDEN	USA	Honda World Superbike Team	Honda CBR1000RR SP	23	12.455	1'28.176	269,3	1'28.127	268,0	11	10	136	6
7	5	34	D. GIUGLIANO	ITA	Aruba.it Racing - Ducati	Ducati Panigale R	23	24.212	1'28.518	270,0	1'27.602	268,7	20	9	147	4
8	12	60	M. VAN DER MARK	NED	Honda World Superbike Team	Honda CBR1000RR SP	23	25.931	1'28.977	270,7	1'28.806	266,7	8	8	141	5
9	14	25	J. BROOKES	AUS	Milwaukee BMW	BMW S1000 RR	23	26.512	1'28.753	270,0	1'29.029	268,7	2	7	48	14
10	9	6	C. BEAUBIER	USA	Pata Yamaha Official WorldSBK Team	Yamaha YZF R1	23	26.955	1'28.764	266,7	1'28.617	270,7		6	6	21
11	6	81	J. TORRES	ESP	Althea BMW Racing Team	BMW S1000 RR	23	29.684	1'28.989	274,1	1'28.046	272,0	9	5	117	7
12	17	13	A. WEST	AUS	Pedercini Racing	Kawasaki ZX-10R	23	35.433	1'29.253	270,0	1'29.377	265,4	6	4	28	17
13	15	40	R. RAMOS	ESP	Team GoEleven	Kawasaki ZX-10R	23	35.862	1'29.224	266,0	1'29.289	266,7	3	3	42	16
14	10	12	X. FORÉS	ESP	Barni Racing Team	Ducati Panigale R	23	39.240	1'28.745	268,0	1'28.663	266,7	4	2	62	11
15	13	15	A. DE ANGELIS	RSM	IodaRacing Team	Aprilia RSV4 RF	23	45.790	1'29.684	268,7	1'28.866	272,7		1	42	15
16	18	21	M. REITERBERGER	GER	Althea BMW Racing Team	BMW S1000 RR	23	46.252	1'29.534	269,3	1'29.406	270,0	5		58	13
17	16	99	L. SCASSA	ITA	VFT Racing	Ducati Panigale R	23	56.488	1'29.672	264,7	1'29.377	263,4			3	22
18	19	9	D. SCHMITTER	SUI	Grillini Racing Team	Kawasaki ZX-10R	23	1'18.282	1'30.587	262,8	1'30.275	263,4	1		2	24
19	22	119	P. SZKOPEK	POL	Team Tóth	Yamaha YZF R1	23	1'23.479	1'30.716	261,5	1'31.742	257,8				
-----Not Classified-----																
RET	21	11	S. AL SULAITI	QAT	Pedercini Racing	Kawasaki ZX-10R	11	12 Laps	1'31.762	257,8	1'31.378	256,5				
RET	23	10	I. TÓTH	HUN	Team Tóth	Yamaha YZF R1	6	17 Laps	1'35.009	256,5	1'34.549	259,0				
RET	20	94	M. LUSSIANA	FRA	Team ASPI	BMW S1000 RR	5	18 Laps	1'31.500	262,8	1'30.635	259,0			1	27
RET	11	17	K. ABRAHAM	CZE	Milwaukee BMW	BMW S1000 RR	0				1'30.345	268,0	7		25	18

AIR	Humidity:	73%	Temp:	15°C
TRACK	Condition:	Dry	Temp:	27°C

Fastest Lap	2° Jonathan Rea	1'27.605	165,319	Km/h
Lap Record:	2015 T.Sykes	1'27.640	165,250	Km/h
Best Lap	2016 T.Sykes	1'26.712	167,020	Km/h

LAP LEADERS				
No. Rider	From	To	Laps	Total
66 T. SYKES	1	23	23	23

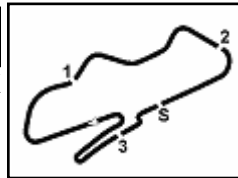
TOTAL LEADER LAPS				
No. Rider	Laps			
66 T. SYKES	102	22	A. LOWES	1
7 C. DAVIES	89	44	L. MAHIAS	1
1 J. REA	44			
69 N. HAYDEN	16			
34 D. GIUGLIANO	11			
60 M. VAN DER MARK	8			
25 J. BROOKES	5			

Start 29/05/2016 15:00 End 15:35 The results are provisional until the end of the time limit for protests and appeals and the completion of the technical checks.

These data/results cannot be reproduced, stored and/or transmitted in whole or in part by any manner of electronic, mechanical, photocopying, recording, broadcasting or otherwise now known or herein after developed without the previous express consent by the copyright owner, except for reproduction in daily press and regular printed publications on sale to the public within 60 days of the event related to those data/results and always provided that copyright symbol appears together as follows below.

© DORNA WSBK ORGANIZATION Srl 2016



**UK Round, 27-28-29 May 2016**
World Superbike - Results Race 2

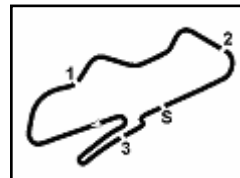
RACE HIGHLIGHTS

14.57.53		Warm-up Lap Start
15.00.29		Start
15.00.33	17 Abraham	Out
15.01.00		No Jump Start
15.03.10		New Lap Record
15.07.55	94 Lussiana	Entered Pits
15.10.37	94 Lussiana	Out
15.11.07	10 Tóth	Technical Problem - Turn 8
15.11.48	10 Tóth	Out
15.17.09	11 Al Sulaiti	Entered Pits
15.17.50	81 Torres	On the Gravel - Re-Joined - Turn 9
15.18.09	11 Al Sulaiti	Out
15.35.52		End Of Session

29/05/2016 Start End The results are provisional until the end of the time limit for protests and appeals
 15:00 15:35 and the completion of the technical checks.

These data/results cannot be reproduced, stored and/or transmitted in whole or in part by any manner of electronic, mechanical, photocopying, recording, broadcasting or otherwise now known or herein after developed without the previous express consent by the copyright owner, except for reproduction in daily press and regular printed publications on sale to the public within 60 days of the event related to those data/results and always provided that copyright symbol appears together as follows below.

© DORNA WSBK ORGANIZATION Srl 2016



Donington Park 4.023 m

1 / 3

UK Round, 27-28-29 May 2016

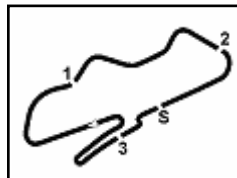
World Superbike - Lap Chart Race 2

Pos	Lap																						
	1	2	3	4	5	6	7	8	9	10	11	12	13	14	15	16	17	18	19	20	21	22	23
1	66	66	66	66	66	66	66	66	66	66	66	66	66	66	66	66	66	66	66	66	66	66	66
2	1	1	1	1	1	1	1	1	1	1	1	1	1	1	1	1	1	1	1	1	1	1	1
3	7	7	7	7	7	7	7	7	7	7	7	7	7	7	7	7	7	7	7	7	7	7	7
4	34	34	69	69	69	69	69	69	69	69	32	32	32	32	32	32	32	32	32	32	32	32	32
5	69	69	32	32	32	32	32	32	32	32	69	69	69	69	69	69	69	69	69	69	69	2	2
6	32	32	2	34	34	34	34	2	2	2	2	2	2	2	2	2	2	2	2	2	2	69	69
7	2	2	34	2	2	2	2	34	34	34	34	34	34	34	34	34	34	34	34	34	34	34	34
8	12	12	12	6	6	6	6	6	6	6	60	60	60	60	25	25	25	25	60	60	60	60	60
9	6	6	6	12	12	12	12	60	60	60	6	6	25	25	60	60	60	60	25	25	25	25	25
10	60	60	60	60	60	60	60	12	12	81	81	25	6	6	6	6	6	6	6	6	6	6	6
11	81	81	81	81	81	81	81	81	81	25	25	40	40	40	40	81	81	81	81	81	81	81	81
12	25	25	25	25	25	25	25	25	25	12	40	13	81	81	81	13	13	13	13	13	13	40	13
13	40	40	40	40	40	40	40	40	40	13	81	13	13	13	40	40	40	40	40	40	40	13	40
14	13	13	13	13	13	13	13	13	13	12	12	12	12	12	12	12	12	12	12	12	12	12	12
15	15	15	15	21	21	21	21	21	21	15	21	21	21	21	21	21	15	15	15	15	15	15	15
16	21	21	21	15	15	15	15	15	21	15	15	15	15	15	15	21	21	21	21	21	21	21	21
17	99	99	99	99	99	99	99	99	99	99	99	99	99	99	99	99	99	99	99	99	99	99	99
18	9	9	119	119	119	119	119	119	119	119	119	9	9	9	119	119	119	119	9	9	9	9	9
19	119	119	9	9	9	9	9	9	9	9	9	119	119	119	9	9	9	119	119	119	119	119	119
20	94	94	94	94	11	11	11	11	11	11	11												
21	11	11	11	11	94	10																	
22	10	10	10	10	10																		

Final Result		
1	66 T. SYKES	Laps 23
2	1 J. REA	2.017
3	7 C. DAVIES	4.437
4	32 L. SAVADORI	6.423
5	2 L. CAMIER	11.808
6	69 N. HAYDEN	12.455
7	34 D. GIUGLIANO	24.212
8	60 M. VAN DER MARK	25.931
9	25 J. BROOKES	26.512
10	6 C. BEAUBIER	26.955
11	81 J. TORRES	29.684
12	13 A. WEST	35.433
13	40 R. RAMOS	35.862
14	12 X. FORÉS	39.240
15	15 A. DE ANGELIS	45.790
16	21 M. REITERBERGER	46.252
17	99 L. SCASSA	56.488
18	9 D. SCHMITTER	1'18.282
19	119 P. SZKOPEK	1'23.479
RET	11 S. AL SULAITI	12 Laps
RET	10 I. TÓTH	17 Laps
RET	94 M. LUSSIANA	18 Laps
RET	17 K. ABRAHAM	

These data/results cannot be reproduced, stored and/or transmitted in whole or in part by any manner of electronic, mechanical, photocopying, recording, broadcasting or otherwise now known or herein after developed without the previous express consent by the copyright owner, except for reproduction in daily press and regular printed publications on sale to the public within 60 days of the event related to those data/results and always provided that copyright symbol appears together as follows below.

© DORNA WSBK ORGANIZATION Srl 2016



Donington Park 4.023 m

UK Round, 27-28-29 May 2016

World Superbike - Lap Chart Race 2

2 / 3

Lap 1

1	66 T. Sykes (GBR)	
2	1 J. Rea (GBR)	0.453
3	7 C. Davies (GBR)	0.623
4	34 D. Giugliano (ITA)	0.895
5	69 N. Hayden (USA)	1.373
6	32 L. Savadori (ITA)	1.638
7	2 L. Camier (GBR)	1.946
8	12 X. Forés (ESP)	2.396
9	6 C. Beaubier (USA)	2.750
10	60 M. van der Mark (NED)	2.942
11	81 J. Torres (ESP)	3.164
12	25 J. Brookes (AUS)	3.480
13	40 R. Ramos (ESP)	3.738
14	13 A. West (AUS)	4.121
15	15 A. De Angelis (RSM)	4.411
16	21 M. Reiterberger (GER)	4.732
17	99 L. Scassa (ITA)	4.935
18	9 D. Schmitter (SUI)	6.505
19	119 P. Szkopek (POL)	6.538
20	94 M. Lussiana (FRA)	6.694
21	11 S. Al Sulaiti (QAT)	7.091
22	10 I. Tóth (HUN)	9.907

Lap 2

1	66 T. Sykes (GBR)	
2	1 J. Rea (GBR)	0.382
3	7 C. Davies (GBR)	1.206
4	34 D. Giugliano (ITA)	1.895
5	69 N. Hayden (USA)	2.092
6	32 L. Savadori (ITA)	2.364
7	2 L. Camier (GBR)	2.914
8	12 X. Forés (ESP)	3.465
9	6 C. Beaubier (USA)	3.838
10	60 M. van der Mark (NED)	4.243
11	81 J. Torres (ESP)	4.477
12	25 J. Brookes (AUS)	5.102
13	40 R. Ramos (ESP)	5.614
14	13 A. West (AUS)	5.769
15	15 A. De Angelis (RSM)	6.912
16	21 M. Reiterberger (GER)	7.218
17	99 L. Scassa (ITA)	7.516
18	9 D. Schmitter (SUI)	10.219
19	119 P. Szkopek (POL)	10.408
20	94 M. Lussiana (FRA)	10.518
21	11 S. Al Sulaiti (QAT)	11.177
22	10 I. Tóth (HUN)	17.517

Lap 3

1	66 T. Sykes (GBR)	
2	1 J. Rea (GBR)	0.195
3	7 C. Davies (GBR)	1.538
4	69 N. Hayden (USA)	2.726
5	32 L. Savadori (ITA)	2.937
6	2 L. Camier (GBR)	3.565
7	34 D. Giugliano (ITA)	3.628
8	12 X. Forés (ESP)	4.563
9	6 C. Beaubier (USA)	4.778
10	60 M. van der Mark (NED)	5.642
11	81 J. Torres (ESP)	5.917
12	25 J. Brookes (AUS)	6.518
13	40 R. Ramos (ESP)	6.849
14	13 A. West (AUS)	7.134
15	15 A. De Angelis (RSM)	8.710
16	21 M. Reiterberger (GER)	9.056
17	99 L. Scassa (ITA)	10.135
18	119 P. Szkopek (POL)	14.265
19	9 D. Schmitter (SUI)	14.498
20	94 M. Lussiana (FRA)	14.664
21	11 S. Al Sulaiti (QAT)	15.281
22	10 I. Tóth (HUN)	24.551

Lap 4

1	66 T. Sykes (GBR)	
2	1 J. Rea (GBR)	0.246

3	7 C. Davies (GBR)	1.648
4	69 N. Hayden (USA)	2.827
5	32 L. Savadori (ITA)	3.124
6	34 D. Giugliano (ITA)	4.298
7	2 L. Camier (GBR)	4.617
8	6 C. Beaubier (USA)	5.789
9	12 X. Forés (ESP)	5.897
10	60 M. van der Mark (NED)	6.683
11	81 J. Torres (ESP)	6.881
12	25 J. Brookes (AUS)	7.166
13	40 R. Ramos (ESP)	7.992
14	13 A. West (AUS)	8.342
15	21 M. Reiterberger (GER)	10.538
16	15 A. De Angelis (RSM)	10.894
17	99 L. Scassa (ITA)	11.840
18	119 P. Szkopek (POL)	17.808
19	9 D. Schmitter (SUI)	18.541
20	94 M. Lussiana (FRA)	19.165
21	11 S. Al Sulaiti (QAT)	19.625
22	10 I. Tóth (HUN)	31.778

Lap 5

1	66 T. Sykes (GBR)	
2	1 J. Rea (GBR)	0.076
3	7 C. Davies (GBR)	1.445
4	69 N. Hayden (USA)	2.570
5	32 L. Savadori (ITA)	2.843
6	34 D. Giugliano (ITA)	4.383
7	2 L. Camier (GBR)	4.664
8	6 C. Beaubier (USA)	6.242
9	12 X. Forés (ESP)	6.744
10	60 M. van der Mark (NED)	7.286
11	81 J. Torres (ESP)	7.555
12	25 J. Brookes (AUS)	7.786
13	40 R. Ramos (ESP)	8.800
14	13 A. West (AUS)	9.308
15	21 M. Reiterberger (GER)	11.639
16	15 A. De Angelis (RSM)	12.244
17	99 L. Scassa (ITA)	13.079
18	119 P. Szkopek (POL)	20.300
19	9 D. Schmitter (SUI)	21.135
20	11 S. Al Sulaiti (QAT)	23.566
21	94 M. Lussiana (FRA)	30.551
22	10 I. Tóth (HUN)	38.954

Lap 6

1	66 T. Sykes (GBR)	
2	1 J. Rea (GBR)	0.276
3	7 C. Davies (GBR)	1.687
4	69 N. Hayden (USA)	2.824
5	32 L. Savadori (ITA)	3.124
6	34 D. Giugliano (ITA)	4.806
7	2 L. Camier (GBR)	5.081
8	6 C. Beaubier (USA)	7.260
9	12 X. Forés (ESP)	7.835
10	60 M. van der Mark (NED)	8.286
11	81 J. Torres (ESP)	8.476
12	25 J. Brookes (AUS)	8.893
13	40 R. Ramos (ESP)	10.075
14	13 A. West (AUS)	11.019
15	21 M. Reiterberger (GER)	13.047
16	15 A. De Angelis (RSM)	13.760
17	99 L. Scassa (ITA)	14.891
18	119 P. Szkopek (POL)	22.848
19	9 D. Schmitter (SUI)	23.554
20	11 S. Al Sulaiti (QAT)	27.668
21	10 I. Tóth (HUN)	45.795

Lap 7

1	66 T. Sykes (GBR)	
2	1 J. Rea (GBR)	0.294
3	7 C. Davies (GBR)	2.278
4	69 N. Hayden (USA)	3.319
5	32 L. Savadori (ITA)	3.625
6	34 D. Giugliano (ITA)	5.876
7	2 L. Camier (GBR)	6.123

8	6 C. Beaubier (USA)	8.422
9	12 X. Forés (ESP)	9.220
10	60 M. van der Mark (NED)	9.492
11	81 J. Torres (ESP)	9.830
12	25 J. Brookes (AUS)	10.077
13	40 R. Ramos (ESP)	11.450
14	13 A. West (AUS)	12.363
15	21 M. Reiterberger (GER)	15.188
16	15 A. De Angelis (RSM)	15.681
17	99 L. Scassa (ITA)	17.560
18	119 P. Szkopek (POL)	26.068
19	9 D. Schmitter (SUI)	26.836
20	11 S. Al Sulaiti (QAT)	31.981

Lap 8

1	66 T. Sykes (GBR)	
2	1 J. Rea (GBR)	0.351
3	7 C. Davies (GBR)	2.528
4	69 N. Hayden (USA)	3.700
5	32 L. Savadori (ITA)	3.996
6	2 L. Camier (GBR)	6.971
7	34 D. Giugliano (ITA)	7.264
8	6 C. Beaubier (USA)	10.046
9	60 M. van der Mark (NED)	10.729
10	12 X. Forés (ESP)	11.047
11	81 J. Torres (ESP)	11.260
12	25 J. Brookes (AUS)	11.368
13	40 R. Ramos (ESP)	12.800
14	13 A. West (AUS)	13.939
15	21 M. Reiterberger (GER)	17.314
16	15 A. De Angelis (RSM)	17.653
17	99 L. Scassa (ITA)	20.418
18	119 P. Szkopek (POL)	28.881
19	9 D. Schmitter (SUI)	29.816
20	11 S. Al Sulaiti (QAT)	35.841

Lap 9

1	66 T. Sykes (GBR)	
2	1 J. Rea (GBR)	0.330
3	7 C. Davies (GBR)	2.736
4	69 N. Hayden (USA)	4.499
5	32 L. Savadori (ITA)	4.822
6	2 L. Camier (GBR)	7.658
7	34 D. Giugliano (ITA)	8.077
8	6 C. Beaubier (USA)	11.522
9	60 M. van der Mark (NED)	11.937
10	12 X. Forés (ESP)	12.638
11	81 J. Torres (ESP)	12.894
12	25 J. Brookes (AUS)	13.148
13	40 R. Ramos (ESP)	14.446
14	13 A. West (AUS)	15.301
15	15 A. De Angelis (RSM)	19.717
16	21 M. Reiterberger (GER)	20.076
17	99 L. Scassa (ITA)	22.562
18	119 P. Szkopek (POL)	32.941
19	9 D. Schmitter (SUI)	33.464
20	11 S. Al Sulaiti (QAT)	40.345

Lap 10

1	66 T. Sykes (GBR)	
2	1 J. Rea (GBR)	0.234
3	7 C. Davies (GBR)	3.051
4	69 N. Hayden (USA)	5.104
5	32 L. Savadori (ITA)	5.376
6	2 L. Camier (GBR)	8.187
7	34 D. Giugliano (ITA)	8.825
8	6 C. Beaubier (USA)	13.050
9	60 M. van der Mark (NED)	13.190
10	81 J. Torres (ESP)	13.749
11	25 J. Brookes (AUS)	14.400
12	12 X. Forés (ESP)	16.085
13	40 R. Ramos (ESP)	16.380
14	13 A. West (AUS)	16.951
15	21 M. Reiterberger (GER)	22.201
16	15 A. De Angelis (RSM)	22.932
17	99 L. Scassa (ITA)	24.704

Lap 11

1	66 T. Sykes (GBR)	
2	1 J. Rea (GBR)	0.204
3	7 C. Davies (GBR)	3.059
4	32 L. Savadori (ITA)	5.421
5	69 N. Hayden (USA)	5.882
6	2 L. Camier (GBR)	8.379
7	34 D. Giugliano (ITA)	8.885
8	60 M. van der Mark (NED)	14.235
9	6 C. Beaubier (USA)	14.812
10	81 J. Torres (ESP)	14.911
11	25 J. Brookes (AUS)	15.216
12	40 R. Ramos (ESP)	17.309
13	13 A. West (AUS)	18.063
14	12 X. Forés (ESP)	18.602
15	21 M. Reiterberger (GER)	23.836
16	15 A. De Angelis (RSM)	24.462
17	99 L. Scassa (ITA)	26.452
18	119 P. Szkopek (POL)	39.477
19	9 D. Schmitter (SUI)	39.726
20	11 S. Al Sulaiti (QAT)	54.978

Lap 12

1	66 T. Sykes (GBR)	
2	1 J. Rea (GBR)	0.271
3	7 C. Davies (GBR)	3.251
4	32 L. Savadori (ITA)	5.721
5	69 N. Hayden (USA)	6.470
6	2 L. Camier (GBR)	8.801
7	34 D. Giugliano (ITA)	9.304
8	60 M. van der Mark (NED)	15.239
9	6 C. Beaubier (USA)	16.181
10	25 J. Brookes (AUS)	16.362
11	40 R. Ramos (ESP)	19.540
12	13 A. West (AUS)	19.983
13	81 J. Torres (ESP)	20.262
14	12 X. Forés (ESP)	20.636
15	21 M. Reiterberger (GER)	25.911
16	15 A. De Angelis (RSM)	26.332
17	99 L. Scassa (ITA)	28.466
18	9 D. Schmitter (SUI)	43.429
19	119 P. Szkopek (POL)	44.008

Lap 13

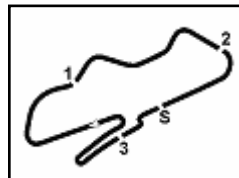
1	66 T. Sykes (GBR)	
2	1 J. Rea (GBR)	0.277
3	7 C. Davies (GBR)	3.411
4	32 L. Savadori (ITA)	5.943
5	69 N. Hayden (USA)	6.700
6	2 L. Camier (GBR)	9.321
7	34 D. Giugliano (ITA)	10.407
8	60 M. van der Mark (NED)	16.431
9	25 J. Brookes (AUS)	17.286
10	6 C. Beaubier (USA)	18.132
11	40 R. Ramos (ESP)	20.994
12	81 J. Torres (ESP)	21.301
13	13 A. West (AUS)	21.868
14	12 X. Forés (ESP)	22.378
15	21 M. Reiterberger (GER)	27.901
16	15 A. De Angelis (RSM)	28.644
17	99 L. Scassa (ITA)	33.940
18	9 D. Schmitter (SUI)	46.954
19	119 P. Szkopek (POL)	47.393

Lap 14

1	66 T. Sykes (GBR)	
2	1 J. Rea (GBR)	0.325
3	7 C. Davies (GBR)	3.577
4	32 L. Savadori (ITA)	6.007
5	69 N. Hayden (USA)	6.998
6	2 L. Camier (GBR)	9.641

These data/results cannot be reproduced, stored and/or transmitted in whole or in part by any manner of electronic, mechanical, photocopying, recording, broadcasting or otherwise now known or herein after developed without the previous express consent by the copyright owner, except for reproduction in daily press and regular printed publications on sale to the public within 60 days of the event related to those data/results and always provided that copyright symbol appears together as follows below.

© DORNA WSBK ORGANIZATION Srl 2016



Donington Park 4.023 m

UK Round, 27-28-29 May 2016

World Superbike - Lap Chart Race 2

3 / 3

7	34 D.Giugliano (ITA)	11.461
8	60 M.van der Mark (NED)	17.850
9	25 J.Brookes (AUS)	18.067
10	6 C.Beaubier (USA)	19.232
11	40 R.Ramos (ESP)	22.663
12	81 J.Torres (ESP)	22.818
13	13 A.West (AUS)	23.023
14	12 X.Forés (ESP)	23.768
15	21 M.Reiterberger (GER)	29.906
16	15 A.De Angelis (RSM)	30.347
17	99 L.Scassa (ITA)	36.331
18	9 D.Schmitter (SUI)	50.183
19	119 P.Szkopek (POL)	50.542

Lap 15

1	66 T.Sykes (GBR)	
2	1 J.Rea (GBR)	0.370
3	7 C.Davies (GBR)	4.244
4	32 L.Savadori (ITA)	6.505
5	69 N.Hayden (USA)	7.693
6	2 L.Camier (GBR)	10.465
7	34 D.Giugliano (ITA)	12.665
8	25 J.Brookes (AUS)	19.599
9	60 M.van der Mark (NED)	19.800
10	6 C.Beaubier (USA)	20.776
11	40 R.Ramos (ESP)	24.539
12	81 J.Torres (ESP)	24.548
13	13 A.West (AUS)	24.944
14	12 X.Forés (ESP)	25.569
15	21 M.Reiterberger (GER)	32.464
16	15 A.De Angelis (RSM)	32.677
17	99 L.Scassa (ITA)	39.292
18	119 P.Szkopek (POL)	54.168
19	9 D.Schmitter (SUI)	54.813

Lap 16

1	66 T.Sykes (GBR)	
2	1 J.Rea (GBR)	0.510
3	7 C.Davies (GBR)	4.754
4	32 L.Savadori (ITA)	6.432
5	69 N.Hayden (USA)	8.186
6	2 L.Camier (GBR)	10.803
7	34 D.Giugliano (ITA)	13.822
8	25 J.Brookes (AUS)	20.825
9	60 M.van der Mark (NED)	21.011
10	6 C.Beaubier (USA)	21.709
11	81 J.Torres (ESP)	25.723
12	13 A.West (AUS)	26.614
13	40 R.Ramos (ESP)	27.030
14	12 X.Forés (ESP)	27.436
15	21 M.Reiterberger (GER)	34.694
16	15 A.De Angelis (RSM)	34.896
17	99 L.Scassa (ITA)	41.529
18	119 P.Szkopek (POL)	57.464
19	9 D.Schmitter (SUI)	57.966

Lap 17

1	66 T.Sykes (GBR)	
2	1 J.Rea (GBR)	0.139
3	7 C.Davies (GBR)	4.852
4	32 L.Savadori (ITA)	6.670
5	69 N.Hayden (USA)	8.780
6	2 L.Camier (GBR)	10.707
7	34 D.Giugliano (ITA)	16.361
8	25 J.Brookes (AUS)	21.684
9	60 M.van der Mark (NED)	21.928
10	6 C.Beaubier (USA)	22.546
11	81 J.Torres (ESP)	26.259
12	13 A.West (AUS)	27.440
13	40 R.Ramos (ESP)	27.937
14	12 X.Forés (ESP)	28.440
15	15 A.De Angelis (RSM)	36.596
16	21 M.Reiterberger (GER)	36.940
17	99 L.Scassa (ITA)	43.532
18	119 P.Szkopek (POL)	1'00.340
19	9 D.Schmitter (SUI)	1'00.829

Lap 18

1	66 T.Sykes (GBR)	
2	1 J.Rea (GBR)	0.182
3	7 C.Davies (GBR)	4.662
4	32 L.Savadori (ITA)	6.072
5	69 N.Hayden (USA)	8.968
6	2 L.Camier (GBR)	10.472
7	34 D.Giugliano (ITA)	17.348
8	25 J.Brookes (AUS)	22.165
9	60 M.van der Mark (NED)	22.338
10	6 C.Beaubier (USA)	22.943
11	81 J.Torres (ESP)	26.415
12	13 A.West (AUS)	27.950
13	40 R.Ramos (ESP)	28.467
14	12 X.Forés (ESP)	29.635
15	15 A.De Angelis (RSM)	38.132
16	21 M.Reiterberger (GER)	38.535
17	99 L.Scassa (ITA)	45.401
18	9 D.Schmitter (SUI)	1'03.486
19	119 P.Szkopek (POL)	1'03.725

Lap 19

1	66 T.Sykes (GBR)	
2	1 J.Rea (GBR)	0.464
3	7 C.Davies (GBR)	4.117
4	32 L.Savadori (ITA)	5.248
5	69 N.Hayden (USA)	8.914
6	2 L.Camier (GBR)	10.197
7	34 D.Giugliano (ITA)	17.779
8	60 M.van der Mark (NED)	22.679
9	25 J.Brookes (AUS)	22.952
10	6 C.Beaubier (USA)	23.154
11	81 J.Torres (ESP)	26.437
12	13 A.West (AUS)	28.833
13	40 R.Ramos (ESP)	29.059
14	12 X.Forés (ESP)	30.972
15	15 A.De Angelis (RSM)	39.216
16	21 M.Reiterberger (GER)	39.776
17	99 L.Scassa (ITA)	46.947
18	9 D.Schmitter (SUI)	1'06.083
19	119 P.Szkopek (POL)	1'06.556

Lap 20

1	66 T.Sykes (GBR)	
2	1 J.Rea (GBR)	0.121
3	7 C.Davies (GBR)	3.617
4	32 L.Savadori (ITA)	4.804
5	69 N.Hayden (USA)	9.331
6	2 L.Camier (GBR)	9.917
7	34 D.Giugliano (ITA)	19.404
8	60 M.van der Mark (NED)	23.174
9	25 J.Brookes (AUS)	23.852
10	6 C.Beaubier (USA)	24.134
11	81 J.Torres (ESP)	26.689
12	13 A.West (AUS)	29.933
13	40 R.Ramos (ESP)	30.144
14	12 X.Forés (ESP)	32.146
15	15 A.De Angelis (RSM)	40.386
16	21 M.Reiterberger (GER)	40.832
17	99 L.Scassa (ITA)	48.767
18	9 D.Schmitter (SUI)	1'08.755
19	119 P.Szkopek (POL)	1'09.339

Lap 21

1	66 T.Sykes (GBR)	
2	1 J.Rea (GBR)	0.272
3	7 C.Davies (GBR)	3.446
4	32 L.Savadori (ITA)	4.723
5	69 N.Hayden (USA)	9.903
6	2 L.Camier (GBR)	10.177
7	34 D.Giugliano (ITA)	20.606
8	60 M.van der Mark (NED)	23.837
9	25 J.Brookes (AUS)	24.366
10	6 C.Beaubier (USA)	24.708

11	81 J.Torres (ESP)	27.526
12	13 A.West (AUS)	31.313
13	40 R.Ramos (ESP)	31.638
14	12 X.Forés (ESP)	34.221
15	15 A.De Angelis (RSM)	42.360
16	21 M.Reiterberger (GER)	42.683
17	99 L.Scassa (ITA)	50.666
18	9 D.Schmitter (SUI)	1'11.741
19	119 P.Szkopek (POL)	1'12.122

Lap 22

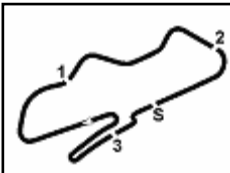
1	66 T.Sykes (GBR)	
2	1 J.Rea (GBR)	0.634
3	7 C.Davies (GBR)	3.619
4	32 L.Savadori (ITA)	5.244
5	2 L.Camier (GBR)	11.444
6	69 N.Hayden (USA)	11.594
7	34 D.Giugliano (ITA)	22.159
8	60 M.van der Mark (NED)	24.786
9	25 J.Brookes (AUS)	25.454
10	6 C.Beaubier (USA)	25.722
11	81 J.Torres (ESP)	28.333
12	40 R.Ramos (ESP)	32.948
13	13 A.West (AUS)	33.139
14	12 X.Forés (ESP)	36.575
15	15 A.De Angelis (RSM)	44.239
16	21 M.Reiterberger (GER)	44.646
17	99 L.Scassa (ITA)	53.521
18	9 D.Schmitter (SUI)	1'15.002
19	119 P.Szkopek (POL)	1'18.644

Lap 23

1	66 T.Sykes (GBR)	
2	1 J.Rea (GBR)	2.017
3	7 C.Davies (GBR)	4.437
4	32 L.Savadori (ITA)	6.423
5	2 L.Camier (GBR)	11.808
6	69 N.Hayden (USA)	12.455
7	34 D.Giugliano (ITA)	24.212
8	60 M.van der Mark (NED)	25.931
9	25 J.Brookes (AUS)	26.512
10	6 C.Beaubier (USA)	26.955
11	81 J.Torres (ESP)	29.684
12	13 A.West (AUS)	35.433
13	40 R.Ramos (ESP)	35.862
14	12 X.Forés (ESP)	39.240
15	15 A.De Angelis (RSM)	45.790
16	21 M.Reiterberger (GER)	46.252
17	99 L.Scassa (ITA)	56.488
18	9 D.Schmitter (SUI)	1'18.282
19	119 P.Szkopek (POL)	1'23.479

This data/results cannot be reproduced, stored and/or transmitted in whole or in part by any manner of electronic, mechanical, photocopying, recording, broadcasting or otherwise now known or herein after developed without the previous express consent by the copyright owner, except for reproduction in daily press and regular printed publications on sale to the public within 60 days of the event related to those data/results and always provided that copyright symbol appears together as follows below.

© DORNA WSBK ORGANIZATION Srl 2016



Donington Park 4.023 m

UK Round, 27-28-29 May 2016 World Superbike - Best Sector & Speed Race 2

Results

Pos	Number	Name	Team	Laps
1	66	T. SYKES	Kawasaki ZX-10R	23
2	1	J. REA	Kawasaki ZX-10R	2,017
3	7	C. DAVIES	Ducati Panigale R	4,437
4	32	L. SAVADORI	Aorilia RSV4 RF	6,423
5	2	L. CAMIER	MV Austa 1000 F4	11,808
6	69	N. HAYDEN	Honda CBR1000RR SP	12,455
7	34	D. GIUGLIANO	Ducati Panigale R	24,212
8	60	M. VAN DER MARK	Honda CBR1000RR SP	25,931
9	25	J. BROOKES	BMW S1000 RR	26,512
10	6	C. BEAUBIER	Yamaha YZF R1	26,955
11	81	J. TORRES	BMW S1000 RR	29,684
12	13	A. WEST	Kawasaki ZX-10R	35,433
13	40	R. RAMOS	Kawasaki ZX-10R	35,862
14	12	X. FORÉS	Ducati Panigale R	39,240
15	15	A. DE ANGELIS	Aorilia RSV4 RF	45,790
16	21	M. REITERBERGER	BMW S1000 RR	46,252
17	99	L. SCASSA	Ducati Panigale R	56,488
18	9	D. SCHMITTER	Kawasaki ZX-10R	118,282
19	119	P. SZKOPEK	Yamaha YZF R1	123,479
RET	11	S. AL SULAITI	Kawasaki ZX-10R	12 Laps
RET	10	I. TÓTH	Yamaha YZF R1	17 Laps
RET	94	M. LUSSIANA	BMW S1000 RR	17 Laps
RET	17	K. ABRAHAM	BMW S1000 RR	18 Laps

Top Speeds

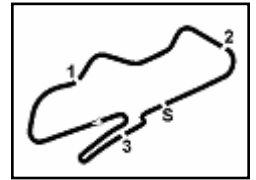
Pos	Number	Name	Team	Speed
1	81	J. TORRES	BMW S1000 RR	274.1
2	32	L. SAVADORI	Aorilia RSV4 RF	270.7
3	60	M. VAN DER MARK	Honda CBR1000RR SP	270.7
4	34	D. GIUGLIANO	Ducati Panigale R	270.0
5	13	A. WEST	Kawasaki ZX-10R	270.0
6	25	J. BROOKES	BMW S1000 RR	270.0
7	21	M. REITERBERGER	BMW S1000 RR	269.3
8	69	N. HAYDEN	Honda CBR1000RR SP	269.3
9	1	J. REA	Kawasaki ZX-10R	269.3
10	15	A. DE ANGELIS	Aorilia RSV4 RF	268.7
11	12	X. FORÉS	Ducati Panigale R	268.0
12	6	C. BEAUBIER	Yamaha YZF R1	266.7
13	66	T. SYKES	Kawasaki ZX-10R	266.7
14	40	R. RAMOS	Kawasaki ZX-10R	266.0
15	2	L. CAMIER	MV Austa 1000 F4	266.0
16	7	C. DAVIES	Ducati Panigale R	265.4
17	99	L. SCASSA	Ducati Panigale R	264.7
18	9	D. SCHMITTER	Kawasaki ZX-10R	262.8
19	94	M. LUSSIANA	BMW S1000 RR	262.8
20	119	P. SZKOPEK	Yamaha YZF R1	261.5
21	11	S. AL SULAITI	Kawasaki ZX-10R	257.8
22	10	I. TÓTH	Yamaha YZF R1	256.5

Seg. 1		Seg. 2		Seg. 3		Seg. 4		Seg. 5			
1	1 J. REA	18.739	1	66 T. SYKES	23.868	1	32 L. SAVADORI	11.214	1	7 C. DAVIES	22.813
2	66 T. SYKES	18.862	2	2 L. CAMIER	23.934	2	69 N. HAYDEN	11.223	2	1 J. REA	22.919
3	34 D. GIUGLIANO	18.871	3	1 J. REA	23.974	3	60 M. VAN DER MARK	11.232	3	66 T. SYKES	22.925
4	69 N. HAYDEN	18.956	4	69 N. HAYDEN	23.977	4	25 J. BROOKES	11.256	4	2 L. CAMIER	23.020
5	32 L. SAVADORI	18.988	5	32 L. SAVADORI	24.022	5	13 A. WEST	11.260	5	7 C. DAVIES	23.040
6	2 L. CAMIER	19.008	6	34 D. GIUGLIANO	24.038	6	6 C. BEAUBIER	11.264	6	81 J. TORRES	23.045
7	7 C. DAVIES	19.021	7	7 C. DAVIES	24.069	7	81 J. TORRES	11.275	7	6 C. BEAUBIER	23.131
8	6 C. BEAUBIER	19.026	8	6 C. BEAUBIER	24.099	8	1 J. REA	11.284	8	69 N. HAYDEN	23.137
9	40 R. RAMOS	19.047	9	12 X. FORÉS	24.195	9	21 M. REITERBERG	11.288	9	25 J. BROOKES	23.227
10	12 X. FORÉS	19.068	10	60 M. VAN DER MAR	24.234	10	66 T. SYKES	11.311	10	12 X. FORÉS	23.247
11	81 J. TORRES	19.068	11	13 A. WEST	24.249	11	34 D. GIUGLIANO	11.342	11	21 M. REITERBERG	23.278
12	60 M. VAN DER MAR	19.103	12	81 J. TORRES	24.276	12	15 A. DE ANGELIS	11.365	12	40 R. RAMOS	23.287
13	13 A. WEST	19.130	13	40 R. RAMOS	24.314	13	12 X. FORÉS	11.367	13	34 D. GIUGLIANO	23.302
14	25 J. BROOKES	19.142	14	25 J. BROOKES	24.327	14	2 L. CAMIER	11.388	14	60 M. VAN DER MAR	23.322
15	15 A. DE ANGELIS	19.189	15	21 M. REITERBERG	24.405	15	40 R. RAMOS	11.399	15	99 L. SCASSA	23.413
16	99 L. SCASSA	19.231	16	99 L. SCASSA	24.483	16	7 C. DAVIES	11.408	16	15 A. DE ANGELIS	23.495
17	21 M. REITERBERG	19.259	17	15 A. DE ANGELIS	24.489	17	119 P. SZKOPEK	11.439	17	13 A. WEST	23.547
18	119 P. SZKOPEK	19.374	18	94 M. LUSSIANA	24.663	18	94 M. LUSSIANA	11.453	18	9 D. SCHMITTER	23.620
19	94 M. LUSSIANA	19.405	19	9 D. SCHMITTER	24.726	19	99 L. SCASSA	11.458	19	119 P. SZKOPEK	23.662
20	9 D. SCHMITTER	19.505	20	11 S. AL SULAITI	24.890	20	9 D. SCHMITTER	11.507	20	94 M. LUSSIANA	23.799
21	11 S. AL SULAITI	19.713	21	119 P. SZKOPEK	24.909	21	11 S. AL SULAITI	11.570	21	11 S. AL SULAITI	23.825
22	10 I. TÓTH	20.277	22	10 I. TÓTH	25.908	22	10 I. TÓTH	11.892	22	10 I. TÓTH	24.941

29/05/2016

These data/results cannot be reproduced, stored and/or transmitted in whole or in part by any manner of electronic, mechanical, photocopying, recording, broadcasting or otherwise now known or herein after developed without the previous express consent by the copyright owner, except for reproduction in daily press and regular printed publications on sale to the public within 60 days of the event related to those data/results and always provided that copyright symbol appears together as follows below.

© DORNA WSBK ORGANIZATION Srl 2016



Donington Park 4.023 m

UK Round, 27-28-29 May 2016 World Superbike - Chronological Analysis Race 2

Start at 15:00'04.227

1 / 4

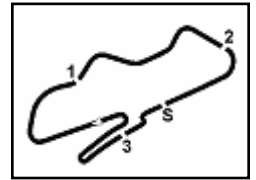
66 T. SYKES (1'27.676)									
Lap	Seg. 1	Seg. 2	Seg. 3	Seg. 4	Seg. 5	Lap Time	km/h	Local Time	
1	21.932	23.961	11.311	10.708	23.215	1'31.127	264.7	15:01'35.354	
2	18.862	23.868	11.312	10.637	22.997	1'27.676	265.4	15:03'03.030	
3	18.947	23.898	11.315	10.795	23.034	1'27.989	266.7	15:04'31.019	
4	18.972	24.060	11.379	10.642	23.052	1'28.105	262.8	15:05'59.124	
5	19.089	23.994	11.447	10.733	23.170	1'28.433	262.1	15:07'27.557	
6	19.058	23.896	11.491	10.723	23.000	1'28.168	259.6	15:08'55.725	
7	18.967	23.921	11.387	10.654	22.980	1'27.909	264.7	15:10'23.634	
8	18.986	23.949	11.400	10.759	23.025	1'28.119	264.7	15:11'51.753	
9	19.009	24.054	11.403	10.600	22.925	1'27.991	265.4	15:13'19.744	
10	19.014	24.106	11.427	10.615	23.027	1'28.189	261.5	15:14'47.933	
11	19.112	24.175	11.463	10.788	23.026	1'28.564	263.4	15:16'16.497	
12	19.107	24.206	11.433	10.628	22.944	1'28.318	263.4	15:17'44.815	
13	19.072	24.089	11.443	10.649	23.024	1'28.277	263.4	15:19'13.092	
14	19.102	24.171	11.446	10.655	23.048	1'28.422	265.4	15:20'41.514	
15	19.026	24.031	11.464	10.629	22.974	1'28.124	264.7	15:22'09.638	
16	19.108	24.044	11.451	10.659	23.124	1'28.386	263.4	15:23'38.024	
17	19.126	24.184	11.537	10.687	23.154	1'28.688	264.1	15:25'06.712	
18	19.175	24.307	11.482	10.669	23.366	1'28.999	262.1	15:26'35.711	
19	19.185	24.148	11.598	10.767	23.514	1'29.212	263.4	15:28'04.923	
20	19.277	24.148	11.635	10.741	23.260	1'29.061	260.9	15:29'33.984	
21	19.189	24.220	11.483	10.761	23.116	1'28.769	264.7	15:31'02.753	
22	19.112	24.150	11.461	10.707	23.076	1'28.506	265.4	15:32'31.259	
23	19.048	24.125	11.520	10.727	23.149	1'28.569	264.1	15:33'59.828	

32 L. SAVADORI (1'28.152)									
Lap	Seg. 1	Seg. 2	Seg. 3	Seg. 4	Seg. 5	Lap Time	km/h	Local Time	
1	22.832	24.463	11.276	10.745	23.449	1'32.765	270.7	15:01'36.992	
2	19.095	24.172	11.242	10.665	23.228	1'28.402	270.7	15:03'05.394	
3	18.988	24.137	11.366	10.759	23.312	1'28.562	269.3	15:04'33.956	
4	19.017	24.140	11.214	10.621	23.300	1'28.292	268.7	15:06'02.248	
5	19.136	24.022	11.272	10.544	23.178	1'28.152	269.3	15:07'30.400	
6	19.050	24.168	11.303	10.619	23.309	1'28.449	267.3	15:08'58.849	
7	18.990	24.048	11.295	10.695	23.382	1'28.410	268.7	15:10'27.259	
8	19.052	24.112	11.362	10.595	23.369	1'28.490	267.3	15:11'55.749	
9	19.084	24.290	11.364	10.757	23.322	1'28.817	264.7	15:13'24.566	
10	19.049	24.259	11.337	10.750	23.348	1'28.743	266.7	15:14'53.309	
11	19.033	24.394	11.351	10.681	23.150	1'28.609	270.0	15:16'21.918	
12	19.076	24.219	11.358	10.695	23.270	1'28.618	264.1	15:17'50.536	
13	19.055	24.253	11.438	10.649	23.104	1'28.499	264.7	15:19'19.035	
14	19.011	24.124	11.455	10.634	23.262	1'28.486	257.1	15:20'47.521	
15	19.113	24.248	11.437	10.644	23.180	1'28.622	254.1	15:22'16.143	
16	19.039	24.146	11.415	10.563	23.150	1'28.313	261.5	15:23'44.456	
17	19.181	24.600	11.500	10.567	23.078	1'28.926	255.9	15:25'13.382	
18	19.055	24.142	11.468	10.634	23.102	1'28.401	263.4	15:26'41.783	
19	19.175	24.151	11.432	10.610	23.020	1'28.388	260.9	15:28'10.171	
20	19.085	24.199	11.377	10.669	23.277	1'28.617	261.5	15:29'38.788	
21	19.120	24.214	11.425	10.566	23.363	1'28.688	261.5	15:31'07.476	
22	19.186	24.133	11.392	10.755	23.561	1'29.027	262.8	15:32'36.503	
23	19.186	24.465	11.458	10.837	23.802	1'29.748	260.2	15:34'06.251	

1 J. REA (1'27.605)									
Lap	Seg. 1	Seg. 2	Seg. 3	Seg. 4	Seg. 5	Lap Time	km/h	Local Time	
1	22.312	24.125	11.300	10.759	23.084	1'31.580	264.7	15:01'35.807	
2	18.739	24.074	11.284	10.589	22.919	1'27.605	267.3	15:03'03.412	
3	18.828	23.974	11.285	10.631	23.084	1'27.802	269.3	15:04'31.214	
4	18.941	24.044	11.379	10.726	23.066	1'28.156	268.0	15:05'59.370	
5	19.001	24.162	11.331	10.628	23.141	1'28.263	268.7	15:07'27.633	
6	19.181	24.036	11.300	10.732	23.119	1'28.368	269.3	15:08'56.001	
7	18.920	24.004	11.342	10.605	23.056	1'27.927	268.0	15:10'23.928	
8	18.976	23.984	11.382	10.610	23.224	1'28.176	268.0	15:11'52.104	
9	18.900	24.066	11.308	10.703	22.993	1'27.970	269.3	15:13'20.074	
10	18.926	24.060	11.356	10.706	23.045	1'28.093	267.3	15:14'48.167	
11	19.073	24.217	11.355	10.816	23.073	1'28.534	268.0	15:16'16.701	
12	19.105	24.227	11.379	10.696	22.978	1'28.385	266.7	15:17'45.086	
13	19.094	24.073	11.358	10.679	23.079	1'28.283	267.3	15:19'13.369	
14	19.017	24.217	11.393	10.770	23.073	1'28.470	267.3	15:20'41.839	
15	19.047	24.042	11.402	10.655	23.023	1'28.169	267.3	15:22'10.008	
16	19.064	24.304	11.403	10.695	23.060	1'28.526	265.4	15:23'38.534	
17	19.020	24.071	11.506	10.666	23.054	1'28.317	263.4	15:25'06.851	
18	19.217	24.340	11.430	10.688	23.367	1'29.042	266.7	15:26'35.893	
19	19.168	24.233	11.414	10.743	23.936	1'29.494	266.0	15:28'05.387	
20	19.073	24.101	11.476	10.861	23.207	1'28.118	266.7	15:29'34.105	
21	19.235	24.234	11.375	10.750	23.326	1'28.920	267.3	15:31'03.025	
22	19.116	24.245	11.455	10.738	23.314	1'28.868	264.7	15:32'31.893	
23	19.264	24.636	11.479	10.985	23.588	1'29.952	263.4	15:34'01.845	

2 L. CAMIER (1'28.480)									
Lap	Seg. 1	Seg. 2	Seg. 3	Seg. 4	Seg. 5	Lap Time	km/h	Local Time	
1	22.938	24.618	11.388	10.857	23.272	1'33.073	264.7	15:01'37.300	
2	19.094	24.175	11.411	10.779	23.185	1'28.644	263.4	15:03'05.944	
3	19.008	24.097	11.424	10.718	23.393	1'28.640	264.1	15:04'34.584	
4	19.521	24.149	11.398	10.745	23.344	1'29.157	264.1	15:06'03.741	
5	19.015	23.934	11.412	10.734	23.385	1'28.480	266.0	15:07'32.221	
6	19.108	24.071	11.493	10.646	23.267	1'28.585	261.5	15:09'00.806	
7	19.053	24.352	11.462	10.733	23.351	1'28.951	261.5	15:10'29.757	
8	19.064	24.389	11.473	10.742	23.299	1'28.967	259.0	15:11'58.724	
9	19.076	24.180	11.506	10.687	23.229	1'28.678	259.0	15:13'27.402	
10	19.183	24.159	11.464	10.710	23.202	1'28.718	260.2	15:14'56.120	
11	19.139	24.139	11.504	10.736	23.238	1'28.756	260.9	15:16'24.876	
12	19.176	24.165	11.461	10.746	23.192	1'28.740	260.2	15:17'53.616	
13	19.139	24.177	11.520	10.702	23.259	1'28.797	260.2	15:19'22.413	
14	19.138	24.094	11.512	10.752	23.246	1'28.742	260.9	15:20'51.155	
15	19.251	24.297	11.549	10.680	23.171	1'28.948	259.6	15:22'20.103	
16	19.190	24.140	11.515	10.689	23.190	1'28.724	258.4	15:23'48.827	
17	19.100	24.208	11.533	10.614	23.137	1'28.592	260.2	15:25'17.419	
18	19.203	24.163	11.497	10.699	23.202	1'28.764	260.2	15:26'46.183	
19	19.146	24.329	11.541	10.667	23.254	1'28.937	259.6	15:28'15.120	
20	19.190	24.224	11.495	10.701	23.171	1'28.781	262.8	15:29'43.901	
21	19.182	24.406	11.504	10.622	23.315	1'29.029	262.8	15:31'12.930	
22	19.135	24.730	11.503	10.797	23.608	1'29.773	261.5	15:32'42.703	
23	19.213	24.180	11.511	10.728	23.301	1'28.933	260.2	15:34'11.636	

7 C. DAVIES (1'28.199)									
Lap	Seg. 1	Seg. 2	Seg. 3	Seg. 4	Seg. 5	Lap Time	km/h	Local Time	
1	22.172	24.088	11.481	10.694	23.315	1'31.750	261.5	15:01'35.977	
2	19.079	24.170	11.408	10.754	22.848	1'28.259	264.7	15:03'04.236	
3	19.102	24.152	11.441	10.649	22.977	1'28.321	264.1	15:04'32.557	
4	19.141	24.184	11.431	10.635	22.824	1'28.215	265.4	15:06'00.772	
5	19.134	24.069	11.456	10.617	22.954	1'28.230	265.4	15:07'29.002	
6	19.150	24.082	11.512	10.668	22.998	1'28.410	262.8	15:08'57.412	
7	19.055	24.390	11.517	10.638	22.900	1'28.500	262.8	15:10'25.912	
8	19.021	24.131	11.523	10.770	22.924	1'28.369	264.1	15:11'54.281	



UK Round, 27-28-29 May 2016 World Superbike - Chronological Analysis Race 2

Start at 15:00'04.227

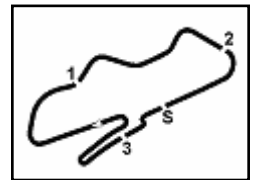
34 D. GIUGLIANO (1'28.518)								
Lap	Seg. 1	Seg. 2	Seg. 3	Seg. 4	Seg. 5	Lap Time	km/h	Local Time
1	22.579	24.246	11.342	10.765	23.090	1'32.022	266.7	15:01'36.249
2	19.094	24.038	11.350	10.861	23.333	1'28.676	266.7	15:03'04.925
3	19.024	24.353	11.715	11.062	23.568	1'29.722	270.0	15:04'34.647
4	19.266	24.179	11.354	10.768	23.208	1'28.775	266.0	15:06'03.422
5	18.871	24.100	11.444	10.828	23.275	1'28.518	266.7	15:07'31.940
6	19.010	24.115	11.551	10.781	23.134	1'28.591	262.8	15:09'00.531
7	19.122	24.408	11.436	10.820	23.193	1'28.979	263.4	15:10'29.510
8	19.198	24.835	11.406	10.849	23.219	1'29.507	266.0	15:11'59.017
9	19.057	24.194	11.375	10.798	23.380	1'28.804	268.0	15:13'27.821
10	19.160	24.420	11.397	10.760	23.200	1'28.937	265.4	15:14'56.758
11	19.109	24.193	11.360	10.804	23.158	1'28.624	266.0	15:16'25.382
12	19.233	24.267	11.353	10.844	23.040	1'28.737	265.4	15:17'54.119
13	19.057	24.511	11.488	10.829	23.495	1'29.380	264.7	15:19'23.499
14	19.121	24.436	11.549	11.008	23.362	1'29.476	262.1	15:20'52.975
15	19.210	24.350	11.529	10.802	23.437	1'29.328	262.8	15:22'22.303
16	19.264	24.488	11.609	10.840	23.342	1'29.543	260.9	15:23'51.846
17	19.372	24.607	11.672	11.845	23.731	1'31.227	260.9	15:25'23.073
18	19.487	24.714	11.626	10.923	23.236	1'29.986	260.2	15:26'53.059
19	19.355	24.512	11.577	10.801	23.398	1'29.643	260.9	15:28'22.702
20	19.631	24.599	11.664	10.846	23.946	1'30.686	260.2	15:29'53.388
21	19.466	24.636	11.598	10.958	23.313	1'29.971	261.5	15:31'23.359
22	19.292	24.714	11.615	10.997	23.441	1'30.059	261.5	15:32'53.418
23	19.491	25.065	11.687	11.007	23.372	1'30.622	261.5	15:34'24.040

6 C. BEAUBIER (1'28.764)								
Lap	Seg. 1	Seg. 2	Seg. 3	Seg. 4	Seg. 5	Lap Time	km/h	Local Time
1	23.206	24.841	11.318	10.926	23.586	1'33.877	264.1	15:01'38.104
2	19.155	24.343	11.318	10.721	23.227	1'28.764	266.0	15:03'06.868
3	19.026	24.227	11.287	10.933	23.456	1'28.929	259.6	15:04'35.797
4	19.111	24.364	11.264	10.778	23.599	1'29.116	265.4	15:06'04.913
5	19.036	24.099	11.587	10.708	23.456	1'28.886	264.7	15:07'33.799
6	19.164	24.212	11.398	10.713	23.699	1'29.186	262.1	15:09'02.955
7	19.072	24.300	11.426	10.731	23.542	1'29.071	262.8	15:10'32.086
8	19.189	24.271	11.465	10.912	23.906	1'29.743	261.5	15:12'01.799
9	19.197	24.397	11.528	10.818	23.527	1'29.467	262.1	15:13'31.266
10	19.251	24.587	11.493	10.752	23.634	1'29.717	262.1	15:15'00.983
11	19.312	24.646	11.570	10.990	23.808	1'30.326	260.9	15:16'31.300
12	19.371	24.380	11.489	10.788	23.659	1'29.687	262.8	15:18'00.996
13	19.225	24.990	11.514	10.873	23.626	1'30.228	265.4	15:19'31.224
14	19.260	24.402	11.512	10.836	23.512	1'29.522	263.4	15:21'00.746
15	19.324	24.407	11.501	10.750	23.686	1'29.668	264.1	15:22'30.414
16	19.181	24.509	11.533	10.661	23.435	1'29.319	264.1	15:23'59.733
17	19.228	24.421	11.467	10.790	23.619	1'29.625	264.7	15:25'29.258
18	19.207	24.407	11.453	10.817	23.512	1'29.396	266.0	15:26'58.654
19	19.222	24.445	11.503	10.752	23.501	1'29.423	266.7	15:28'28.077
20	19.439	24.755	11.478	10.886	23.843	1'30.041	266.7	15:29'58.118
21	19.282	24.409	11.498	10.724	23.430	1'29.343	266.0	15:31'27.961
22	19.222	24.480	11.450	10.854	23.514	1'29.520	266.0	15:32'56.981
23	19.257	24.662	11.450	10.724	23.709	1'29.802	266.7	15:34'26.783

60 M. VAN DER MARK (1'28.977)								
Lap	Seg. 1	Seg. 2	Seg. 3	Seg. 4	Seg. 5	Lap Time	km/h	Local Time
1	23.517	24.737	11.352	11.011	23.452	1'34.069	266.0	15:01'38.296
2	19.244	24.361	11.232	10.794	23.346	1'28.977	270.7	15:03'07.273
3	19.361	24.398	11.314	10.881	23.434	1'29.388	266.0	15:04'36.661
4	19.244	24.370	11.307	10.829	23.396	1'29.146	266.0	15:06'05.807
5	19.183	24.234	11.315	10.841	23.463	1'29.336	268.7	15:07'34.843
6	19.103	24.277	11.344	10.884	23.560	1'29.168	266.0	15:09'04.011
7	19.136	24.365	11.356	10.778	23.480	1'29.115	264.7	15:10'33.126
8	19.186	24.448	11.361	10.871	23.490	1'29.356	265.4	15:12'02.482
9	19.252	24.424	11.309	10.898	23.316	1'29.199	264.1	15:13'31.681
10	19.160	24.577	11.330	10.793	23.582	1'29.442	263.4	15:15'01.123
11	19.361	24.621	11.391	10.830	23.406	1'29.609	265.4	15:16'30.732
12	19.249	24.316	11.399	11.025	23.333	1'29.322	259.0	15:18'00.054
13	19.302	24.438	11.449	10.873	23.407	1'29.469	260.2	15:19'29.523
14	19.447	24.583	11.478	10.906	23.427	1'29.841	261.5	15:20'59.364
15	19.465	24.626	11.412	10.925	23.646	1'30.074	260.9	15:22'29.438
16	19.366	24.541	11.456	10.943	23.291	1'29.597	262.1	15:23'59.035
17	19.366	24.522	11.428	10.871	23.418	1'29.605	264.7	15:25'28.640
18	19.291	24.563	11.370	10.881	23.304	1'29.409	264.1	15:26'58.049
19	19.318	24.714	11.386	10.816	23.319	1'29.553	266.7	15:28'27.602
20	19.337	24.592	11.425	10.861	23.341	1'29.556	261.5	15:29'57.158
21	19.369	24.423	11.443	10.919	23.278	1'29.432	260.9	15:31'26.590
22	19.321	24.444	11.475	10.866	23.349	1'29.455	261.5	15:32'56.045
23	19.289	24.559	11.475	10.862	23.529	1'29.714	260.2	15:34'25.759

81 J. TORRES (1'28.989)								
Lap	Seg. 1	Seg. 2	Seg. 3	Seg. 4	Seg. 5	Lap Time	km/h	Local Time
1	23.373	24.915	11.480	10.974	23.549	1'34.291	268.0	15:01'38.518
2	19.230	24.306	11.348	10.803	23.302	1'28.989	264.7	15:03'07.507
3	19.305	24.390	11.291	10.857	23.586	1'29.429	270.0	15:04'36.936
4	19.158	24.362	11.282	10.777	23.990	1'29.069	268.7	15:06'06.005
5	19.162	24.277	11.318	10.788	23.562	1'29.107	274.1	15:07'35.112
6	19.068	24.287	11.351	10.826	23.557	1'29.089	268.0	15:09'04.201
7	19.186	24.499	11.375	10.641	23.562	1'29.263	266.7	15:10'33.464
8	19.113	24.410	11.388	10.789	23.849	1'29.549	270.0	15:12'03.013
9	19.258	24.450	11.366	10.899	23.652	1'29.625	264.1	15:13'32.638
10	19.175	24.352	11.404	10.682	23.431	1'29.044	265.4	15:15'01.882
11	19.142	24.407	11.399	10.993	23.785	1'29.726	263.4	15:16'31.407
12	19.453	24.427	11.275	14.233	24.281	1'33.669	268.0	15:18'05.078
13	19.179	24.582	11.449	10.674	23.432	1'29.316	263.4	15:19'34.393
14	19.276	24.652	11.504	10.988	23.519	1'29.939	259.6	15:21'04.332
15	19.347	24.706	11.387	10.939	23.475	1'29.854	263.4	15:22'34.186
16	19.401	24.474	11.493	10.766	23.427	1'29.561	262.1	15:24'03.947
17	19.192	24.285	11.503	10.783	23.461	1'29.224	260.2	15:25'32.771
18	19.120	24.276	11.505	10.891	23.363	1'29.155	263.4	15:27'02.126
19	19.174	24.301	11.502	10.778	23.479	1'29.234	264.7	15:28'31.360
20	19.141	24.341	11.507	10.835	23.489	1'29.313	262.8	15:30'00.673
21	19.179	24.439	11.587	10.849	23.552	1'29.606	261.5	15:31'30.279
22	19.227	24.327	11.471	10.779	23.509	1'29.313	265.4	15:32'59.592
23	19.237	24.466	11.489	10.999	23.729	1'29.920	264.1	15:34'29.512

25 J. BROOKES (1'28.753)								
Lap	Seg. 1	Seg. 2	Seg. 3	Seg. 4	Seg. 5	Lap Time	km/h	Local Time
1	23.647	24.870	11.495	10.952	23.643	1'34.607	269.3	15:01'38.834
2	19.167	24.583	11.556	10.744	23.248	1'29.298	267.3	15:03'08.132
3	19.229	24.383	11.561	10.765	23.467	1'29.405	268.0	15:04'37.537
4	19.191	24.516	11.323	10.678	23.045	1'28.753	268.0	15:06'06.290
5	19.210	24.327	11.611	10.725	23.180	1'29.053	270.0	15:07'35.343
6	19.293	24.469	11.343	10.735	23.435	1'29.275	266.7	15:09'04.618
7	19.239	24.529	11.354	10.731	23.240	1'29.093	268.0	15:10'33.711
8	19.240	24.515	11.342	10.728	23.585	1'29.410	267.3	15:12'03.121
9	19.251	24.571	11.269	10.847	23.833	1'29.771	269.3	15:13'32.892
10	19.282	24.685	11.362	10.772	23.340	1'29.441	264.1	15:15'02.333
11	19.278	24.536	11.423	10.814	23.329	1'29.380	263.4	15:16'31.713
12	19.							



UK Round, 27-28-29 May 2016 World Superbike - Chronological Analysis Race 2

Donington Park 4.023 m

Start at 15:00'04.227

3 / 4

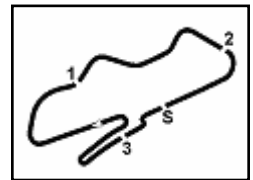
40 R. RAMOS (1'29.224)									
Lap	Seg. 1	Seg. 2	Seg. 3	Seg. 4	Seg. 5	Lap Time	km/h	Local Time	
1	23.836	24.914	11.427	10.975	23.713	1'34.865	266.0	15:01'39.092	
2	19.047	24.334	11.882	10.838	23.451	1'29.552	264.7	15:03'08.644	
3	19.262	24.343	11.490	10.751	23.378	1'29.224	263.4	15:04'37.868	
4	19.256	24.314	11.399	10.859	23.420	1'29.248	263.4	15:06'07.116	
5	19.178	24.465	11.468	10.882	23.248	1'29.241	263.4	15:07'36.357	
6	19.277	24.399	11.491	10.843	23.433	1'29.443	260.2	15:09'05.800	
7	19.237	24.531	11.514	10.755	23.247	1'29.284	259.6	15:10'35.084	
8	19.347	24.378	11.494	10.859	23.391	1'29.469	259.6	15:12'04.553	
9	19.315	24.636	11.514	10.854	23.318	1'29.637	260.2	15:13'34.190	
10	19.311	25.039	11.520	10.870	23.383	1'30.123	259.6	15:15'04.313	
11	19.230	24.536	11.506	10.884	23.337	1'29.943	259.6	15:16'33.806	
12	19.353	24.603	11.600	11.606	23.387	1'30.549	257.8	15:18'04.355	
13	19.339	24.509	11.700	10.821	23.362	1'29.731	257.1	15:19'34.086	
14	19.410	24.695	11.615	10.915	23.456	1'30.091	257.8	15:21'04.177	
15	19.329	24.683	11.535	10.909	23.544	1'30.000	257.1	15:22'34.177	
16	19.613	24.703	11.639	11.245	23.677	1'30.877	256.5	15:24'05.064	
17	19.302	24.468	11.615	10.862	23.348	1'29.595	259.6	15:25'34.649	
18	19.264	24.474	11.620	10.870	23.301	1'29.529	260.2	15:27'04.178	
19	19.299	24.460	11.577	10.839	23.629	1'29.804	259.6	15:28'33.982	
20	19.394	24.639	11.507	11.002	23.604	1'30.146	260.2	15:30'04.128	
21	19.410	24.633	11.496	11.059	23.665	1'30.263	253.5	15:31'34.391	
22	19.261	24.521	11.471	11.081	23.482	1'29.816	264.1	15:33'04.207	
23	19.284	25.168	11.646	11.274	24.111	1'31.483	258.4	15:34'35.690	

21 M. REITERBERGER (1'29.534)									
Lap	Seg. 1	Seg. 2	Seg. 3	Seg. 4	Seg. 5	Lap Time	km/h	Local Time	
1	24.051	25.267	11.360	11.305	23.876	1'35.859	269.3	15:01'40.086	
2	19.263	24.879	11.298	10.971	23.751	1'30.162	263.4	15:03'10.248	
3	19.343	24.484	11.293	10.841	23.866	1'29.827	268.7	15:04'40.075	
4	19.338	24.405	11.288	10.973	23.583	1'29.587	266.0	15:06'09.662	
5	19.305	24.481	11.357	10.740	23.651	1'29.534	266.0	15:07'39.196	
6	19.259	24.578	11.360	10.774	23.605	1'29.576	266.0	15:09'08.772	
7	19.324	24.769	11.440	10.903	23.614	1'30.050	262.8	15:10'38.822	
8	19.342	24.796	11.459	10.971	23.677	1'30.245	260.9	15:12'09.067	
9	19.385	24.758	11.473	10.872	24.265	1'30.753	262.8	15:13'39.820	
10	19.446	24.716	11.622	10.840	23.690	1'30.314	260.2	15:15'10.134	
11	19.440	24.690	11.532	10.823	23.714	1'30.199	262.1	15:16'40.333	
12	19.465	24.790	11.482	10.959	23.697	1'30.393	262.1	15:18'10.726	
13	19.485	24.804	11.532	10.893	23.553	1'30.267	262.1	15:19'40.993	
14	19.517	24.736	11.463	11.019	23.692	1'30.427	262.8	15:21'11.420	
15	19.547	24.802	11.554	11.022	23.577	1'30.682	260.9	15:22'42.102	
16	19.460	24.854	11.548	10.979	23.775	1'30.616	257.1	15:24'12.718	
17	19.510	24.875	11.622	10.922	24.005	1'30.934	262.1	15:25'43.652	
18	19.446	24.799	11.543	10.984	23.822	1'30.594	264.7	15:27'14.246	
19	19.463	24.966	11.606	10.871	23.547	1'30.453	264.7	15:28'44.699	
20	19.341	24.686	11.504	10.938	23.648	1'30.117	264.1	15:30'14.816	
21	19.395	24.867	11.477	11.012	23.869	1'30.620	264.7	15:31'45.436	
22	19.509	24.894	11.431	11.002	23.633	1'30.469	268.0	15:33'15.905	
23	19.511	24.701	11.491	10.748	23.724	1'30.175	264.1	15:34'46.080	

12 X. FORÉS (1'28.745)									
Lap	Seg. 1	Seg. 2	Seg. 3	Seg. 4	Seg. 5	Lap Time	km/h	Local Time	
1	23.120	24.738	11.398	10.802	23.465	1'33.523	268.0	15:01'37.750	
2	19.068	24.217	11.367	10.725	23.368	1'28.745	265.4	15:03'06.495	
3	19.110	24.322	11.412	10.921	23.322	1'29.087	265.4	15:04'35.582	
4	19.227	24.258	11.383	10.755	23.816	1'29.439	266.0	15:06'05.021	
5	19.300	24.195	11.494	10.919	23.370	1'29.280	266.0	15:07'34.301	
6	19.206	24.317	11.434	10.861	23.441	1'29.259	263.4	15:09'03.560	
7	19.213	24.342	11.530	10.814	23.395	1'29.294	263.4	15:10'32.854	
8	19.241	24.411	11.522	10.880	23.892	1'29.946	262.1	15:12'02.800	
9	19.293	24.450	11.500	10.851	23.488	1'29.582	264.1	15:13'32.382	
10	19.312	24.989	11.490	11.281	24.564	1'31.636	265.4	15:15'04.018	
11	19.358	24.944	11.632	11.012	24.135	1'31.081	260.9	15:16'35.099	
12	19.392	24.503	11.515	11.036	23.906	1'30.352	264.7	15:18'05.451	
13	19.468	24.558	11.523	10.834	23.636	1'30.019	266.0	15:19'35.470	
14	19.360	24.527	11.503	10.854	23.568	1'29.812	264.1	15:21'05.282	
15	19.262	24.539	11.519	10.836	23.769	1'29.925	263.4	15:22'35.207	
16	19.347	24.462	11.530	11.080	23.834	1'30.253	261.5	15:24'05.460	
17	19.298	24.535	11.519	10.888	23.452	1'29.692	264.1	15:25'35.152	
18	19.379	24.541	11.784	10.972	23.518	1'30.194	263.4	15:27'05.346	
19	19.421	24.617	11.660	10.935	23.916	1'30.549	259.0	15:28'35.895	
20	19.484	24.687	11.584	10.957	23.523	1'30.235	261.5	15:30'06.130	
21	19.611	24.818	11.626	10.894	23.895	1'30.844	260.9	15:31'36.974	
22	19.474	24.819	11.638	11.129	23.800	1'30.860	260.9	15:33'07.834	
23	19.599	24.834	11.644	11.086	24.071	1'31.234	260.2	15:34'39.068	

99 L. SCASSA (1'29.672)									
Lap	Seg. 1	Seg. 2	Seg. 3	Seg. 4	Seg. 5	Lap Time	km/h	Local Time	
1	24.177	25.382	11.535	11.102	23.866	1'36.062	264.7	15:01'40.289	
2	19.328	24.848	11.558	10.953	23.570	1'30.257	262.8	15:03'10.546	
3	19.303	24.690	11.859	11.184	23.572	1'30.608	260.9	15:04'41.154	
4	19.323	24.592	11.512	10.894	23.489	1'29.810	261.5	15:06'10.964	
5	19.231	24.517	11.458	11.053	23.413	1'29.672	263.4	15:07'40.366	
6	19.244	24.793	11.555	10.932	23.456	1'29.980	259.6	15:09'10.196	
7	19.273	24.483	11.645	10.878	24.299	1'30.578	260.2	15:10'41.614	
8	19.458	24.930	11.648	10.958	23.983	1'30.977	256.5	15:12'12.171	
9	19.401	24.713	11.527	10.987	23.507	1'30.135	259.6	15:13'42.306	
10	19.500	24.642	11.547	11.102	23.540	1'30.331	259.6	15:15'12.637	
11	19.470	24.640	11.578	11.031	23.593	1'30.312	259.0	15:16'42.949	
12	19.468	24.565	11.557	11.155	23.587	1'30.332	259.0	15:18'13.281	
13	19.422	24.707	11.633	11.040	26.949	1'33.751	258.4	15:19'47.032	
14	19.775	24.681	11.667	11.108	23.582	1'30.813	257.8	15:21'17.845	
15	19.570	25.059	11.680	11.091	23.685	1'31.085	254.7	15:22'48.932	
16	19.602	24.793	11.661	11.058	23.509	1'30.623	256.5	15:24'19.553	
17	19.653	24.704	11.710	10.975	23.649	1'30.691	255.3	15:25'50.244	
18	19.544	24.787	11.753	11.071	23.713	1'30.868	257.1	15:27'21.112	
19	19.575	24.773	11.723	11.170	23.517	1'30.758	254.1	15:28'51.870	
20	19.558	24.871	11.691	11.068	23.693	1'30.881	256.5	15:30'22.751	
21	19.571	24.713	11.680	11.096	23.708	1'30.668	254.7	15:31'53.419	
22	19.690	24.886	11.731	11.030	24.024	1'31.361	257.1	15:33'24.780	
23	19.649	24.977	11.670	11.066	24.174	1'31.536	258.4	15:34'56.316	

15 A. DE ANGELIS (1'29.684)									
Lap	Seg. 1	Seg. 2	Seg. 3	Seg. 4	Seg. 5	Lap Time	km/h	Local Time	
1	23.755	25.206	11.366	11.242	23.969	1'35.538	266.7	15:01'39.765	
2	19.339	24.933	11.434	10.968	23.503	1'30.177	266.0	15:03'09.942	
3	19.252	24.489	11.365	11.074	23.607	1'29.787	268.7	15:04'39.729	
4	19.247	24.609	11.411	11.074	23.948	1'30.289	267.3	15:06'10.018	
5	19.416	24.586	11.390	10.886	23.505	1'29.783	267.3	15:07'39.801	
6	19.212	24.528	11.479	10.970	23.495	1'29.684	261.5	15:09'09.485	
7	19.189	24.622	11.458	11.035	23.526	1'29.830	253.5	15:10'39.315	
8	19.191	24.6							



Donington Park 4.023 m

UK Round, 27-28-29 May 2016 World Superbike - Chronological Analysis Race 2

Start at 15:00'04.227

4 / 4

119 P. SZKOPEK (1'30.716)

Lap	Seg. 1	Seg. 2	Seg. 3	Seg. 4	Seg. 5	Lap Time	km/h	Local Time
1	24.404	25.360	11.544	11.958	24.399	1'37.665	261.5	15:01'41.892
2	19.845	25.081	11.468	11.231	23.921	1'31.546	252.3	15:03'13.438
3	19.551	25.560	11.439	11.207	24.089	1'31.846	255.3	15:04'45.284
4	20.187	25.020	11.669	11.068	23.704	1'31.648	254.1	15:06'16.932
5	19.374	25.059	11.462	11.270	23.760	1'30.925	255.3	15:07'47.857
6	19.402	24.909	11.589	11.154	23.662	1'30.716	250.6	15:09'18.573
7	19.615	24.981	11.583	11.141	23.809	1'31.129	251.7	15:10'49.702
8	19.502	24.996	11.552	11.107	23.775	1'30.932	251.7	15:12'20.634
9	19.892	25.638	11.604	11.144	23.773	1'32.051	252.3	15:13'52.685
10	19.667	25.119	11.586	11.275	23.801	1'31.448	251.7	15:15'24.133
11	19.487	25.518	11.675	11.188	23.973	1'31.841	251.7	15:16'55.974
12	20.327	25.522	11.651	11.248	24.101	1'32.849	251.7	15:18'28.823
13	19.996	24.982	11.627	11.033	24.024	1'31.662	254.1	15:20'00.485
14	19.611	25.053	11.787	11.225	23.895	1'31.571	252.9	15:21'32.056
15	19.641	25.450	11.676	11.039	23.944	1'31.750	248.8	15:23'03.806
16	19.760	25.346	11.711	11.118	23.747	1'31.682	251.7	15:24'35.488
17	19.682	25.242	11.745	11.141	23.754	1'31.564	250.0	15:26'07.052
18	19.667	25.264	11.711	11.480	24.262	1'32.384	251.2	15:27'39.436
19	19.751	25.177	11.709	11.370	24.036	1'32.043	255.9	15:29'11.479
20	20.029	24.977	11.592	11.483	23.763	1'31.844	255.9	15:30'43.323
21	19.888	24.997	11.686	11.088	23.893	1'31.552	252.9	15:32'14.875
22	19.567	25.345	11.547	11.199	27.370	1'35.028	256.5	15:33'49.903
23	20.230	25.756	11.727	11.214	24.477	1'33.404	252.3	15:35'23.307

11 S. AL SULAITI (1'31.762)

Lap	Seg. 1	Seg. 2	Seg. 3	Seg. 4	Seg. 5	Lap Time	km/h	Local Time
1	24.995	25.587	11.570	11.708	24.358	1'38.218	257.8	15:01'42.445
2	19.932	24.890	11.577	11.500	23.863	1'31.762	252.9	15:03'14.207
3	19.865	25.168	11.679	11.513	23.868	1'32.093	253.5	15:04'46.300
4	19.920	25.428	11.684	11.576	23.841	1'32.449	255.9	15:06'18.749
5	19.716	25.427	11.749	11.647	23.835	1'32.374	251.7	15:07'51.123
6	19.713	25.373	11.705	11.573	23.906	1'32.270	247.1	15:09'23.393
7	19.867	25.320	11.752	11.484	23.799	1'32.222	246.6	15:10'55.615
8	19.731	25.306	11.666	11.470	23.806	1'31.979	250.6	15:12'27.594
9	19.776	25.322	11.720	11.635	24.042	1'32.495	249.4	15:14'00.089
10	20.027	25.225	11.737	11.590	23.910	1'32.489	248.8	15:15'32.578
11	20.073	25.879	11.862	11.986	29.097	1'38.897 P	247.1	15:17'11.475

10 I. TÓTH (1'35.009)

Lap	Seg. 1	Seg. 2	Seg. 3	Seg. 4	Seg. 5	Lap Time	km/h	Local Time
1	25.767	26.167	12.047	11.936	25.117	1'41.034 P	256.5	15:01'45.261
2	20.277	26.064	12.057	11.738	25.150	1'35.286	254.7	15:03'20.547
3	20.313	25.934	11.892	11.764	25.120	1'35.023	255.3	15:04'55.570
4	20.351	26.082	12.030	11.749	25.120	1'35.332	254.7	15:06'30.902
5	20.411	26.083	12.085	11.722	25.308	1'35.609	254.7	15:08'06.511
6	20.509	25.908	11.998	11.653	24.941	1'35.009	255.3	15:09'41.520

94 M. LUSSIANA (1'31.500)

Lap	Seg. 1	Seg. 2	Seg. 3	Seg. 4	Seg. 5	Lap Time	km/h	Local Time
1	24.700	25.509	11.594	11.626	24.392	1'37.821	259.6	15:01'42.048
2	19.895	25.011	11.453	11.316	23.825	1'31.500	256.5	15:03'13.548
3	19.525	25.045	11.672	11.316	24.577	1'32.135	254.7	15:04'45.683
4	19.916	25.096	12.267	11.197	24.130	1'32.606	257.8	15:06'18.289
5	19.405	24.663	11.549	14.628	29.574	1'39.819 P	262.8	15:07'58.108

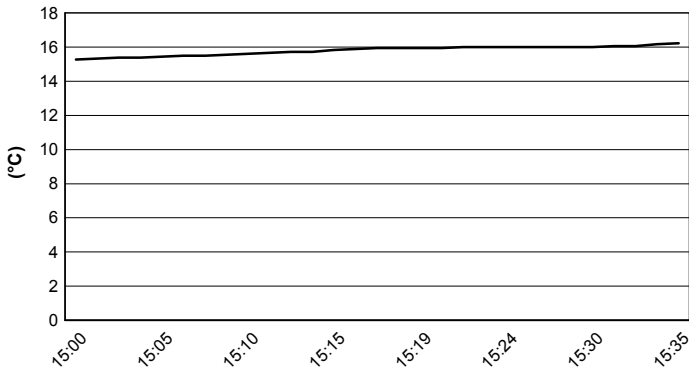
P = Pits In/Out - C = Lap-Time Cancelled

These data/results cannot be reproduced, stored and/or transmitted in whole or in part by any manner of electronic, mechanical, photocopying, recording, broadcasting or otherwise now known or herein after developed without the previous express consent by the copyright owner, except for reproduction in daily press and regular printed publications on sale to the public within 60 days of the event related to those data/results and always provided that copyright symbol appears together as follows below.

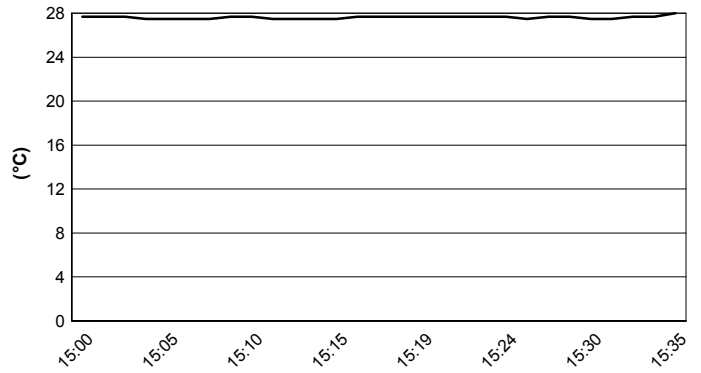
© DORNA WSBK ORGANIZATION Srl 2016

Session started 15:00 Session ended 15:35

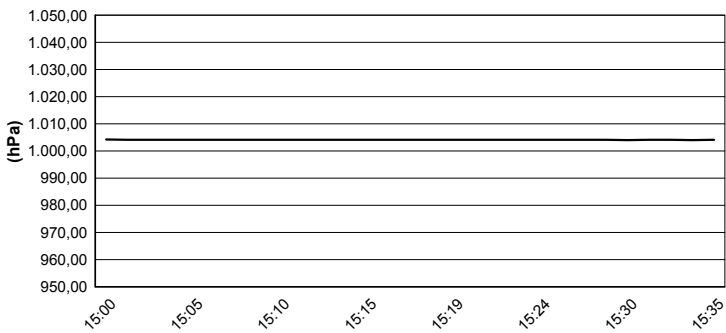
Air Temperature



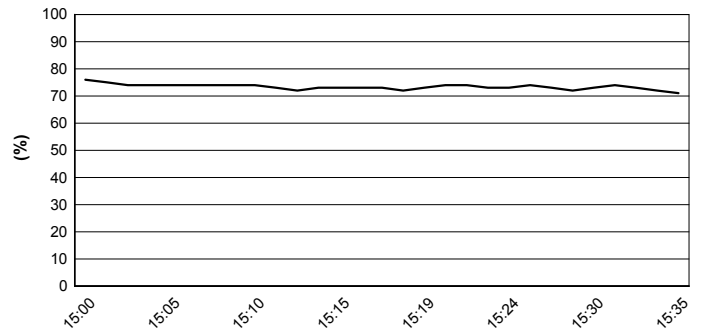
Track Temperature



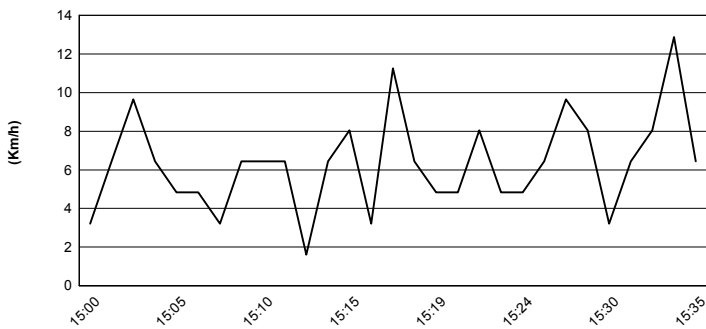
Air Pressure



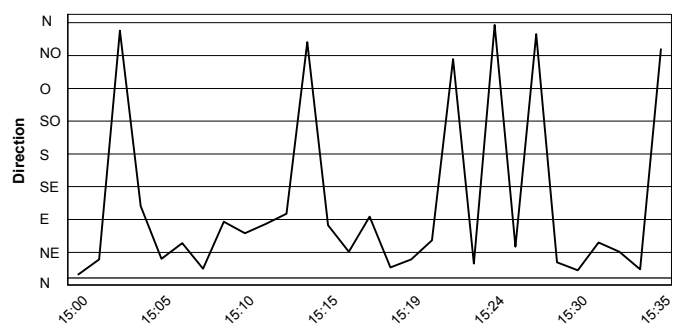
Humidity



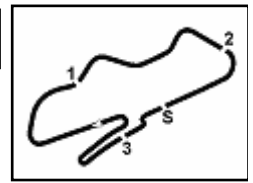
Wind Speed



Wind Direction



These data/results cannot be reproduced, stored and/or transmitted in whole or in part by any manner of electronic, mechanical, photocopying, recording, broadcasting or otherwise now known or herein after developed without the previous express consent by the copyright owner, except for reproduction in daily press and regular printed publications on sale to the public within 60 days of the event related to those data/results and always provided that copyright symbol appears together as follows below.
 © DORNA WSBK ORGANIZATION Srl 2016



UK Round, 27-28-29 May 2016 World Superbike - Championship Standings

Donington Park 4.023 m

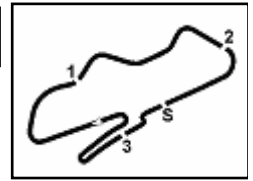
1 / 2

Points	Points From First	Points From Previous	February 28 PHILLIP ISLAND		March 13 BURIRAM		April 3 ARAGON		April 17 ASSEN		May 1 IMOLA		May 15 SEPANG		May 29 DONINGTON PARK		June 19 MISANO		July 10 LAGUNA SECA		September 18 LAUSITZRING		October 2 MAGNY-COURS		October 16 JEREZ		October 28 LOSAIL				
			1	2	1	2	1	2	1	2	1	2	1	2	1	2	1	2	1	2	1	2	1	2	1	2	1	2	1	2	
1 REA Jonathan (GBR)	293		25	25	25	20	20	16	25	25	20	20	20	16	16	20															
2 SYKES Tom (GBR)	237 56		11	10	20	25	16	20	20	16	16	16	25	8	25	25															
3 DAVIES Chaz (GBR)	231 62 6		20	6	13	16	25	25	20	11	25	25	16	13		16															
4 GIUGLIANO Davide (ITA)	147 146 84		13	16	6	6	11	10	8	11	13	10	20	20	20	9															
5 VAN DER MARK Michael (NED)	141 152 6		16	20	16	13	9	9	16	9	7	9	10	8	8	8															
6 HAYDEN Nicky (USA)	136 157 5		7	13	11	10	16	10	7	8	8	25	11	10																	
7 TORRES Jordi (ESP)	117 176 19		8	9	8	8	9	11	11	1	13	9	13	3	9	5															
8 CAMIER Leon (GBR)	97 196 20		9	5	5	5	13	7	10	11	6	7	13	11																	
9 SAVADORI Lorenzo (ITA)	89 204 8		4	6	7	6	5	10	13	8	5	2	10	13																	
10 LOWES Alex (GBR)	70 223 19		2	10	8	7	8	9	5	10	11																				
11 FORÉS Xavi (ESP)	62 231 8			2	13	13	3	6	6	6	2	5	4	2																	
12 GUINTOLI Sylvain (FRA)	58 235 4		10	11	9	10	7	6	5																						
13 REITERBERGER Markus (GER)	58 235 0		8	11	9	2	1	9	3	4	6	5																			
14 BROOKES Joshua (AUS)	48 245 10		6	7	1	3	3	5	2	3	5	4	2	7																	
15 DE ANGELIS Alex (RSM)	42 251 6		3	7	2	5	8	4	1	2	9	1																			
16 RAMOS Román (ESP)	42 251 0		5	4	4	4	4	4	7	4		3	3																		
17 WEST Anthony (AUS)	28 265 14										7	11	6	4																	
18 ABRAHAM Karel (CZE)	25 268 3		3	5	1	1	2	2	4	7																					
19 BAIOTTO Matteo (ITA)	12 281 13			3	3			2	4																						
20 MAHIAS Lucas (FRA)	9 284 3						6	3																							
21 BEAUBIER Cameron (USA)	6 287 3												6	21																	
22 SCASSA Luca (ITA)	3 290 3								3	21	21	22																			
23 JONES Mike (AUS)	2 291 1		2	14	16	18	18	19	19	20	20	22	22	22	23																
24 SCHMITTER Dominic (SUI)	2 291 0								1	22	24	25	22	23																	
25 HOOK Josh (AUS)	2 291 0										1	1	24	22	22	23															

First Line: Championship Standings - Second Line: Ranking Progression

These data/results cannot be reproduced, stored and/or transmitted in whole or in part by any manner of electronic, mechanical, photocopying, recording, broadcasting or otherwise now known or herein after developed without the previous express consent by the copyright owner, except for reproduction in daily press and regular printed publications on sale to the public within 60 days of the event related to those data/results and always provided that copyright symbol appears together as follows below.

© DORNA WSBK ORGANIZATION Srl 2016



Donington Park 4.023 m

UK Round, 27-28-29 May 2016
World Superbike - Championship Standings

2 / 2

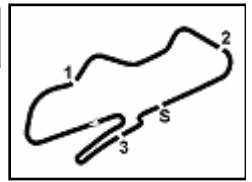
	Points	Points From First	Points From Previous	February 28		March 13		April 3		April 17		May 1		May 15		May 29		June 19		July 10		September 18		October 2		October 16		October 28			
				PHILLIP ISLAND	BURIRAM	ARAGON	ASSEN	IMOLA	SEPANG	DONINGTON PARK	MISANO	LAGUNA SECA	LAUSITZRING	MAGNY-COURS	JEREZ	LOSAIL															
26 BARRIER Sylvain (FRA)	2	291	0	1 15	1 16	18	18	19	19	20	20	20	20	22	22	22	23														
27 LUSSIANA Matthieu (FRA)	1	292	1							1 22	22	22	22	24	25	26	27														

First Line: Championship Standings - Second Line: Ranking Progression

These data/results cannot be reproduced, stored and/or transmitted in whole or in part by any manner of electronic, mechanical, photocopying, recording, broadcasting or otherwise now known or herein after developed without the previous express consent by the copyright owner, except for reproduction in daily press and regular printed publications on sale to the public within 60 days of the event related to those data/results and always provided that copyright symbol appears together as follows below.

© DORNA WSBK ORGANIZATION Srl 2016





UK Round, 27-28-29 May 2016 World Superbike - Manufacturers Standings

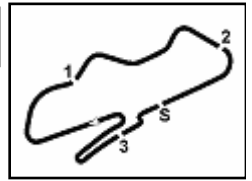
Donington Park 4.023 m

	Points	Points From First	Points From Previous	February 28 PHILLIP ISLAND		March 13 BURIRAM		April 3 ARAGON		April 17 ASSEN		May 1 IMOLA		May 15 SEPANG		May 29 DONINGTON PARK		June 19 MISANO	July 10 LAGUNA SECA	September 18 LAUSITZRING	October 2 MAGNY-COURS	October 16 JEREZ	October 28 LOSAIL			
				1	2	1	2	1	2	1	2	1	2	1	2	1	2									
1	KAWASAKI	321		25	25	25	25	20	20	25	25	20	20	25	16	25	25									
				1	1	1	1	1	1	1	1	1	1	1	1	1	1									
2	DUCATI	268	53	20	16	13	16	25	25	20	11	25	25	16	20	20	16									
				2	2	3	2	2	2	2	2	2	2	2	2	2	2									
3	HONDA	188	133	80	16	20	16	13	10	9	16	16	9	8	9	25	11	10								
				3	2	2	2	3	3	3	3	3	3	3	3	3	3	3								
4	BMW	127	194	61	8	9	11	9	9	11	11	2	13	9	13	6	9	7								
				6	5	5	5	5	4	4	4	5	4	4	4	4	4	4								
5	YAMAHA	105	216	22	10	11	10	10	8	7	8	9	5	10	11		6									
				4	4	4	4	4	4	5	5	4	5	5	5	5	5	5								
6	APRILIA	103	218	2	4	3	7	7	6	8	10	13	8	5	9	10	13									
				7	7	6	6	6	6	6	6	6	6	6	6	6	6	6								
7	MV AGUSTA	97	224	6	9	5	5	7	13	7	10	11	6	7	13	11										
				5	6	6	7	7	7	7	7	7	7	7	7	7	7									

First Line: Championship Standings - Second Line: Ranking Progression

These data/results cannot be reproduced, stored and/or transmitted in whole or in part by any manner of electronic, mechanical, photocopying, recording, broadcasting or otherwise now known or herein after developed without the previous express consent by the copyright owner, except for reproduction in daily press and regular printed publications on sale to the public within 60 days of the event related to those data/results and always provided that copyright symbol appears together as follows below.

© DORNA WSBK ORGANIZATION Srl 2016



UK Round, 27-28-29 May 2016
World Superbike - Pirelli Best Lap Award

Donington Park 4.023 m

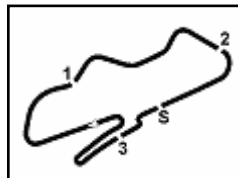
Points	Points From First	Points From Previous	February 28	March 13	April 3	April 17	May 1	May 15	May 29	June 19	July 10	September 18	October 2	October 16	October 28	
			PHILLIP ISLAND	BURIRAM	ARAGON	ASSEN	IMOLA	SEPANG	DONINGTON PARK	MISANO	LAGUNA SECA	LAUSITZRING	MAGNY-COURS	JEREZ	LOSAIL	
Fastest Laps																
1 DAVIES Chaz (GBR)	6		1		1 1	1	1 1									
2 REA Jonathan (GBR)	5 1			1 1		1			1 1							
3 GIUGLIANO Davide (ITA)	2 4 3	1						1								
4 SYKES Tom (GBR)	1 5 1							1								

These data/results cannot be reproduced, stored and/or transmitted in whole or in part by any manner of electronic, mechanical, photocopying, recording, broadcasting or otherwise now known or herein after developed without the previous express consent by the copyright owner, except for reproduction in daily press and regular printed publications on sale to the public within 60 days of the event related to those data/results and always provided that copyright symbol appears together as follows below.

© DORNA WSBK ORGANIZATION Srl 2016

FICR PERUGIA TIZING





UK Round, 27-28-29 May 2016

World Superbike - Rider's Performance

Donington Park 4.023 m

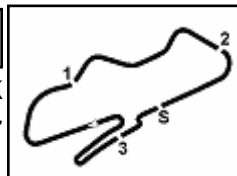
	Points	Points From First	Points From Previous	February 28 PHILLIP ISLAND		March 13 BURIRAM		April 3 ARAGON		April 17 ASSEN		May 1 IMOLA		May 15 SEPANG		May 29 DONINGTON PARK		June 19 MISANO		July 10 LAGUNA SECA		September 18 LAUSITZRING		October 2 MAGNY-COURS		October 16 JEREZ		October 28 LOSAIL							
				G	1	2	G	1	2	G	1	2	G	1	2	G	1	2	G	1	2	G	1	2	G	1	2	G	1	2	G	1	2	G	1
1 REA	293			3	1	1	2	1	2	5	2	3	4	1	1	3	2	2	3	2	3	4	3	2											
2 SYKES	237	56		1	5	6	3	2	1	1	3	2	1	Rt	2	4	3	3	1	1	8	1	1	1											
3 DAVIES	231	62	6	9	2	10	4	4	3	4	1	1	6	2	5	1	1	1	5	3	4	2	Fl	3											
4 GIUGLIANO	147	146	84	2	4	3	6	18	10	6	5	6	3	Rt	8	2	5	4	9	6	2	5	2	7											
5 VAN DER MARK	141	152	6	6	3	2	1	3	4	11	Rt	7	5	Rt	3	11	7	9	10	7	6	13	8	8											
6 HAYDEN	136	157	5	7	9	4	8	Rt	5	10	6	Rt	10	3	6	9	9	8	4	8	1	7	5	6											
7 TORRES	117	176	19	12	8	7	10	8	8	8	7	5	9	5	15	6	4	7	8	4	13	6	7	11											
8 CAMIER	97	196	20	10	7	Rt	14	11	11	7	Rt	16	13	4	9	7	6	5	12	10	9	8	4	5											
9 SAVADORI	89	204	8	8	12	Rt	18	10	9	12	10	11	11	6	4	5	8	11	7	Fl	14	3	6	4											
10 LOWES	70	223	19	5	Rt	14	7	6	Rt	3	8	9	12	8	7	14	11	6	2	5	Fl														
11 FORÉS	62	231	8	13	Rt		16	14	Rt	9	4	4	8	13	10	13	10	10	15	14	11	11	12	14											
12 GUINTOLI	58	235	4	4	6	5	5	7	6	2	9	10	2	Rt	11	12																			
13 REITERBERGER	58	235	0	11	Rt	8	9	5	7	13	14	15	7	7	16	8	13	12	6	Rt	10	19	11	16											
14 BROOKES	48	245	10	14	10	9	13	15	16	18	13	13	14	11	Rt	15	14	13	14	11	12	15	14	9											
15 DE ANGELIS	42	251	6	18	Rt	13	19	9	14	16	11	8	16	12		17	15	14	13	Fl	7	14	Fl	15											
16 RAMOS	42	251	0	17	11	12	15	12	12	14	12	12	18	9	12							16	13	13											
17 WEST	28	265	14																11	9	5	18	10	12											
18 ABRAHAM	25	268	3	16	13	11	11	Rt	15	15	15	14	22	Rt	14	16	16	Fl	16	12	Rt	12	9	Rt											
19 BAIOTTO	12	281	13				12	13	13	17	Rt	17	15	14	Rt	10	12	Rt																	
20 MAHIAS	9	284	3										17	10	13	23																			
21 BEAUBIER	6	287	3																			9	Fl	10											
22 SCASSA	3	290	3																17	13	17	17	Rt	17											
23 BARRIER	2	291	1	15	15	15	17	16	17	19	16	Rt																							
24 JONES	2	291	0	21	14	Rt																													
25 SCHMITTER	2	291	0	19	16	16	23	19	19	21	18	19	20	18	Fl	15	21	16	19	20	15	18													
26 HOOK	2	291	0							24	Rt	Rt	21	16	Ns	21	17	Fl	18	15	15														
27 LUSSIANA	1	292	1							20	17	18	19	15	17							21	Rt	Rt											

G = Grid - 1 = Race 1 - 2 = Race 2

Ns = Did Not Start - Rt = Retired - Ex = Excluded - Fl = Fallen

These data/results cannot be reproduced, stored and/or transmitted in whole or in part by any manner of electronic, mechanical, photocopying, recording, broadcasting or otherwise now known or herein after developed without the previous express consent by the copyright owner, except for reproduction in daily press and regular printed publications on sale to the public within 60 days of the event related to those data/results and always provided that copyright symbol appears together as follows below.

© DORNA WSBK ORGANIZATION Srl 2016

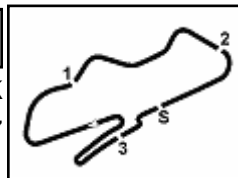


UK Round, 27-28-29 May 2016 World Superbike - Best Laps & Speeds

No.	Rider		Best Lap		FP1		FP2		FP3		SP1		SP2		RC1		W1A		RC2	
	Nat	Bike	laps	speed	laps	speed	laps	speed	laps	speed	laps	speed	laps	speed	laps	speed	laps	speed	laps	speed
1	66	SYKES Tom	118	272	24	272	24	271	9	271	6	269	23	270	9	268	23	267		
		GBR Kawasaki ZX-10R																		
2	7	DAVIES Chaz	94	273	26	269	7	265	9	271	6	268	14	273	9	266	23	265		
		GBR Ducati Panigale R																		
3	32	SAVADORI Lorenzo	120	272	22	269	29	269	7	270	7	270	23	272	9	267	23	271		
		ITA Aprilia RSV4 RF																		
4	1	REA Jonathan	115	273	22	269	26	271	6	272	6	270	23	273	9	268	23	269		
		GBR Kawasaki ZX-10R																		
5	34	GIUGLIANO Davide	113	273	22	269	22	268	9	272	6	269	23	273	8	268	23	270		
		ITA Ducati Panigale R																		
6	81	TORRES Jordi	121	274	25	265	26	267	9	267	6	272	23	271	9	267	23	274		
		ESP BMW S1000 RR																		
7	69	HAYDEN Nicky	133	272	27	267	28	267	9	272	8	267	6	268	23	269	9	269	23	269
		USA Honda CBR1000RR SP																		
8	2	CAMIER Leon	124	267	26	265	25	266	10	266	8	266	23	267	9	262	23	266		
		GBR MV Agusta 1000 F4																		
9	22	LOWES Alex	50	271	19	269	22	268	9	271										
		GBR Yamaha YZF R1																		
10	6	BEAUBIER Cameron	97	271	25	266	24	267	9	269	7	271			9	265	23	267		
		USA Yamaha YZF R1																		
11	12	FORÉS Xavi	111	268	23	267	11	262	7	267	8	266	7	267	23	267	9	267	23	268
		ESP Ducati Panigale R																		
12	25	BROOKES Joshua	115	270	21	269	23	269	9	269	8	269			23	270	8	267	23	270
		AUS BMW S1000 RR																		
13	60	VAN DER MARK Michael	125	271	24	263	30	269	9	271	7	267			23	270	9	269	23	271
		NED Honda CBR1000RR SP																		
14	15	DE ANGELIS Alex	113	273	25	267	27	270	9	269	7	273			13	269	9	268	23	269
		RSM Aprilia RSV4 RF																		
15	17	ABRAHAM Karel	94	270	26	269	24	269	9	270			3	268	23	269	9	269		
		CZE BMW S1000 RR																		
16	40	RAMOS Román	108	267	22	265	18	261	9	264	7	267			23	266	6	260	23	266
		ESP Kawasaki ZX-10R																		
17	13	WEST Anthony	119	270	24	268	28	265	8	265	6	265			23	268	7	264	23	270
		AUS Kawasaki ZX-10R																		
18	21	REITERBERGER Markus	111	271	26	269	24	269	8	268	7	270			23	271		23	269	
		GER BMW S1000 RR																		
19	99	SCASSA Luca	111	265	21	263	25	262	9	262	8	263			16	265	9	263	23	265
		ITA Ducati Panigale R																		
20	9	SCHMITTER Dominic	130	266	28	261	31	263	8	266	8	263			23	265	9	263	23	263
		SUI Kawasaki ZX-10R																		

These data/results cannot be reproduced, stored and/or transmitted in whole or in part by any manner of electronic, mechanical, photocopying, recording, broadcasting or otherwise now known or herein after developed without the previous express consent by the copyright owner, except for reproduction in daily press and regular printed publications on sale to the public within 60 days of the event related to those data/results and always provided that copyright symbol appears together as follows below.

© DORNA WSBK ORGANIZATION Srl 2016



Donington Park 4.023 m

UK Round, 27-28-29 May 2016 World Superbike - Best Laps & Speeds

2 / 2

No.	Rider		Best Lap		FP1		FP2		FP3		SP1		SP2		RC1		W1A		RC2		
	Nat	Bike	laps	speed	laps	speed	laps	speed	laps	speed	laps	speed	laps	speed	laps	speed	laps	speed	laps	speed	
21	86	MORAIS Sheridan		1'30.289	1'31.522		1'30.289		1'31.304												
	RSA	Kawasaki ZX-10R	62	264	28	262	26	263	8												264
22	94	LUSSIANA Matthieu		1'30.503	1'32.121		1'30.503		1'31.063	1'30.635					1'31.571	1'31.382		1'31.500			
	FRA	BMW S1000 RR	60	263	15	258	10	257	7		261	7	259		9	257	7	258	5		263
23	119	SZKOPEK Pawel		1'30.716	1'31.511		1'30.992		1'31.232	1'31.742					1'31.671	1'31.410		1'30.716			
	POL	Yamaha YZF R1	110	263	25	263	18	263	7	258	5	258			23	259	9	260	23	262	
24	11	AL SULAITI Saeed		1'31.378	1'35.007		1'33.107		1'32.459	1'31.378					1'31.569	1'32.386		1'31.762			
	QAT	Kawasaki ZX-10R	104	258	20	250	25	257	9	255	8	257			22	257	9	254	11		258
25	10	TÓTH Imre		1'34.335	1'34.335		1'34.720		1'35.094	1'34.549					1'35.351	1'34.866	1'35.009				
	HUN	Yamaha YZF R1	101	259	24	258	25	258	8	256	9	259			21	258	8	257	6	257	

29/05/2016

These data/results cannot be reproduced, stored and/or transmitted in whole or in part by any manner of electronic, mechanical, photocopying, recording, broadcasting or otherwise now known or herein after developed without the previous express consent by the copyright owner, except for reproduction in daily press and regular printed publications on sale to the public within 60 days of the event related to those data/results and always provided that copyright symbol appears together as follows below.

© DORNA WSBK ORGANIZATION Srl 2016

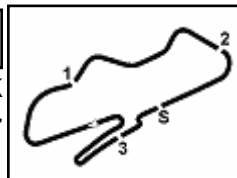
PIRELLI PERDUELLA TUNING



Official Tyre Supplier



Official Timekeeper



Donington Park 4.023 m

UK Round, 27-28-29 May 2016 World Superbike - Race Winners

	2013	2014	2015	2016
01 Phillip Island GP Circuit	R1: Guintoli (Fra) Apr R2: Laverty (Irl) Apr	R1: Laverty (Irl) Suz R2: Guintoli (Fra) Apr	R1: Rea (Gbr) Kaw R2: Haslam (Gbr) Apr	R1: Rea (Gbr) Kaw R2: Rea (Gbr) Kaw
02 Chang International			R1: Rea (Gbr) Kaw R2: Rea (Gbr) Kaw	R1: Rea (Gbr) Kaw R2: Sykes (Gbr) Kaw
03 MotorLand Aragon	R1: Davies (Gbr) Bmw R2: Davies (Gbr) Bmw	R1: Sykes (Gbr) Kaw R2: Sykes (Gbr) Kaw	R1: Rea (Gbr) Kaw R2: Davies (Gbr) Duc	R1: Davies (Gbr) Duc R2: Davies (Gbr) Duc
04 TT Circuit Assen	R1: Sykes (Gbr) Kaw R2: Laverty (Irl) Apr	R1: Guintoli (Fra) Apr R2: Rea (Gbr) Hon	R1: Rea (Gbr) Kaw R2: Rea (Gbr) Kaw	R1: Rea (Gbr) Kaw R2: Rea (Gbr) Kaw
05 Imola Circuit	R1: Sykes (Gbr) Kaw R2: Sykes (Gbr) Kaw	R1: Rea (Gbr) Hon R2: Rea (Gbr) Hon	R1: Rea (Gbr) Kaw R2: Rea (Gbr) Kaw	R1: Davies (Gbr) Duc R2: Davies (Gbr) Duc
06 Sepang International		R1: Melandri (Ita) Apr R2: Melandri (Ita) Apr	R1: Rea (Gbr) Kaw R2: Davies (Gbr) Duc	R1: Sykes (Gbr) Kaw R2: Hayden (Usa) Hon
07 Donington Park	R1: Sykes (Gbr) Kaw R2: Sykes (Gbr) Kaw	R1: Sykes (Gbr) Kaw R2: Sykes (Gbr) Kaw	R1: Sykes (Gbr) Kaw R2: Sykes (Gbr) Kaw	R1: Sykes (Gbr) Kaw R2: Sykes (Gbr) Kaw
08 Misano World Circuit		R1: Sykes (Gbr) Kaw R2: Sykes (Gbr) Kaw	R1: Sykes (Gbr) Kaw R2: Rea (Gbr) Kaw	
09 Mazda Raceway Laguna	R1: Sykes (Gbr) Kaw R2: Laverty (Irl) Apr	R1: Melandri (Ita) Apr R2: Sykes (Gbr) Kaw	R1: Davies (Gbr) Duc R2: Davies (Gbr) Duc	
11 Circuit de Nevers	R1: Sykes (Gbr) Kaw R2: Sykes (Gbr) Kaw	R1: Guintoli (Fra) Apr R2: Melandri (Ita) Apr	R1: Rea (Gbr) Kaw R2: Rea (Gbr) Kaw	
12 Circuito de Jerez	R1: Laverty (Irl) Apr R2: Laverty (Irl) Apr	R1: Melandri (Ita) Apr R2: Melandri (Ita) Apr	R1: Sykes (Gbr) Kaw R2: Davies (Gbr) Duc	
13 Losail International		R1: Guintoli (Fra) Apr R2: Guintoli (Fra) Apr	R1: Torres (Esp) Apr R2: Haslam (Gbr) Apr	

2016

5 J. Rea
4 C. Davies
4 T. Sykes
1 N. Hayden

ALL TIMES

59 C. Fogarty	14 S. Russell	4 Y. Kagayama	2 M. Neukirchner	1 G. McCoy
52 T. Bayliss	14 B. Spies	4 M. Fabrizio	2 L. Baz	1 F. Nieto
43 N. Haga	13 A. Slight	3 M. Doohan	1 A. Ryo	1 A. Barros
34 J. Rea	13 E. Laverty	3 A. Yanagawa	1 K. Kitagawa	1 J. Torres
33 T. Corser	13 C. Davies	3 M. Tamada	1 Y. Takeda	
31 C. Edwards	11 S. Mertens	3 L. Lanzi	1 T. Aoki	
30 T. Sykes	11 R. Xaus	3 R. Kiyonari	1 J. Whitham	
27 D. Polen	11 R. Laconi	3 C. Crutchlow	1 A. Vieira	
24 C. Checa	10 F. Pirovano	2 M. Lucchiari	1 A. Morillas	
23 R. Roche	10 C. Vermeulen	2 T. Rymen	1 G. Goodfellow	
21 M. Biaggi	9 S. Guintoli	2 D. Chandler	1 P. Picotte	
19 M. Melandri	8 F. Merkel	2 P. Goddard	1 T. Kipp	
17 P. Chili	8 A. Gobert	2 M. Lucchinelli	1 A. Meklau	
16 G. Falappa	7 B. Bostrom	2 M. Dowson	1 J. Reynolds	
16 N. Hodgson	5 D. Tardozzi	2 K. Magee	1 C. Walker	
16 J. Toseland	5 L. Haslam	2 H. Izutsu	1 N. Hayden	
14 J. Kocinski	4 R. Phillis	2 S. Byrne	1 A. Pitt	

These data/results cannot be reproduced, stored and/or transmitted in whole or in part by any manner of electronic, mechanical, photocopying, recording, broadcasting or otherwise now known or herein after developed without the previous express consent by the copyright owner, except for reproduction in daily press and regular printed publications on sale to the public within 60 days of the event related to those data/results and always provided that copyright symbol appears together as follows below.

© DORNA WSBK ORGANIZATION Srl 2016

