

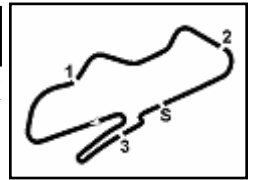
UK Round, 27-28-29 May 2016 World Superbike - Free Practices Combined Results

Donington Park 4.023 m

No.	Rider	Nat	Team	Bike	FP1	FP2	Time	Gap	Rel.	Avg	Laps
1	66 T. SYKES	GBR	Kawasaki Racing Team	Kawasaki ZX-10R	1'28.554	1'27.927	1'27.927			164,714	48
2	1 J. REA	GBR	Kawasaki Racing Team	Kawasaki ZX-10R	1'28.793	1'27.966	1'27.966	0.039	0.039	164,641	48
3	34 D. GIUGLIANO	ITA	Aruba.it Racing - Ducati	Ducati Panigale R	1'28.763	1'28.303	1'28.303	0.376	0.337	164,013	44
4	22 A. LOWES	GBR	Pata Yamaha Official WorldSBK Team	Yamaha YZF R1	1'29.177	1'28.602	1'28.602	0.675	0.299	163,459	41
5	7 C. DAVIES	GBR	Aruba.it Racing - Ducati	Ducati Panigale R	1'28.871	1'29.320	1'28.871	0.944	0.269	162,964	33
6	2 L. CAMIER	GBR	MV Agusta Reparto Corse	MV Agusta 1000 F4	1'29.221	1'28.910	1'28.910	0.983	0.039	162,893	51
7	32 L. SAVADORI	ITA	IodaRacing Team	Aprilia RSV4 RF	1'29.724	1'28.992	1'28.992	1.065	0.082	162,743	51
8	81 J. TORRES	ESP	Althea BMW Racing Team	BMW S1000 RR	1'29.965	1'28.996	1'28.996	1.069	0.004	162,735	51
9	6 C. BEAUBIER	USA	Pata Yamaha Official WorldSBK Team	Yamaha YZF R1	1'30.160	1'29.022	1'29.022	1.095	0.026	162,688	49
10	17 K. ABRAHAM	CZE	Milwaukee BMW	BMW S1000 RR	1'30.063	1'29.068	1'29.068	1.141	0.046	162,604	50
11	69 N. HAYDEN	USA	Honda World Superbike Team	Honda CBR1000RR SP	1'29.671	1'29.184	1'29.184	1.257	0.116	162,392	55
12	21 M. REITERBERGER	GER	Althea BMW Racing Team	BMW S1000 RR	1'30.079	1'29.257	1'29.257	1.330	0.073	162,260	50
13	99 L. SCASSA	ITA	VFT Racing	Ducati Panigale R	1'30.077	1'29.277	1'29.277	1.350	0.020	162,223	46
14	15 A. DE ANGELIS	RSM	IodaRacing Team	Aprilia RSV4 RF	1'29.864	1'29.344	1'29.344	1.417	0.067	162,102	52
15	60 M. VAN DER MARK	NED	Honda World Superbike Team	Honda CBR1000RR SP	1'30.252	1'29.359	1'29.359	1.432	0.015	162,074	54
16	25 J. BROOKES	AUS	Milwaukee BMW	BMW S1000 RR	1'30.741	1'29.402	1'29.402	1.475	0.043	161,996	44
17	40 R. RAMOS	ESP	Team GoEleven	Kawasaki ZX-10R	1'29.582	1'29.804	1'29.582	1.655	0.180	161,671	40
18	13 A. WEST	AUS	Pedercini Racing	Kawasaki ZX-10R	1'30.143	1'29.679	1'29.679	1.752	0.097	161,496	52
19	12 X. FORÉS	ESP	Barni Racing Team	Ducati Panigale R	1'29.752	1'30.415	1'29.752	1.825	0.073	161,365	34
20	86 S. MORAIS	RSA	Grillini Racing Team	Kawasaki ZX-10R	1'31.522	1'30.289	1'30.289	2.362	0.537	160,405	54
21	94 M. LUSSIANA	FRA	Team ASPI	BMW S1000 RR	1'32.121	1'30.503	1'30.503	2.576	0.214	160,026	25
22	9 D. SCHMITTER	SUI	Grillini Racing Team	Kawasaki ZX-10R	1'32.151	1'30.766	1'30.766	2.839	0.263	159,562	59
23	119 P. SZKOPEK	POL	Team Tóth	Yamaha YZF R1	1'31.511	1'30.992	1'30.992	3.065	0.226	159,166	43
24	11 S. AL SULAITI	QAT	Pedercini Racing	Kawasaki ZX-10R	1'35.007	1'33.107	1'33.107	5.180	2.115	155,550	45
25	10 I. TÓTH	HUN	Team Tóth	Yamaha YZF R1	1'34.335	1'34.720	1'34.335	6.408	1.228	153,525	49

These data/results cannot be reproduced, stored and/or transmitted in whole or in part by any manner of electronic, mechanical, photocopying, recording, broadcasting or otherwise now known or herein after developed without the previous express consent by the copyright owner, except for reproduction in daily press and regular printed publications on sale to the public within 60 days of the event related to those data/results and always provided that copyright symbol appears together as follows below.
© DORNA WSBK ORGANIZATION Srl 2016

27/05/2016



Donington Park 4.023 m

1 / 2

UK Round, 27-28-29 May 2016 World Superbike - Results Free Practice 2nd Session

No.	Rider	Nat	Team	Bike	Time	Gap	Rel.	Laps	Speed	
									Avg	Max
1	66 T. SYKES	GBR	Kawasaki Racing Team	Kawasaki ZX-10R	1'27.927			24	164,714	270,7
2	1 J. REA	GBR	Kawasaki Racing Team	Kawasaki ZX-10R	1'27.966	0.039	0.039	26	164,641	271,4
3	34 D. GIUGLIANO	ITA	Aruba.it Racing - Ducati	Ducati Panigale R	1'28.303	0.376	0.337	22	164,013	268,0
4	22 A. LOWES	GBR	Pata Yamaha Official WorldSBK Team	Yamaha YZF R1	1'28.602	0.675	0.299	22	163,459	268,0
5	2 L. CAMIER	GBR	MV Agusta Reparto Corse	MV Agusta 1000 F4	1'28.910	0.983	0.308	25	162,893	266,0
6	32 L. SAVADORI	ITA	IodaRacing Team	Aprilia RSV4 RF	1'28.992	1.065	0.082	29	162,743	268,7
7	81 J. TORRES	ESP	Althea BMW Racing Team	BMW S1000 RR	1'28.996	1.069	0.004	26	162,735	267,3
8	6 C. BEAUBIER	USA	Pata Yamaha Official WorldSBK Team	Yamaha YZF R1	1'29.022	1.095	0.026	24	162,688	267,3
9	17 K. ABRAHAM	CZE	Milwaukee BMW	BMW S1000 RR	1'29.068	1.141	0.046	24	162,604	268,7
10	69 N. HAYDEN	USA	Honda World Superbike Team	Honda CBR1000RR SP	1'29.184	1.257	0.116	28	162,392	266,7
11	21 M. REITERBERGER	GER	Althea BMW Racing Team	BMW S1000 RR	1'29.257	1.330	0.073	24	162,260	269,3
12	99 L. SCASSA	ITA	VFT Racing	Ducati Panigale R	1'29.277	1.350	0.020	25	162,223	261,5
13	7 C. DAVIES	GBR	Aruba.it Racing - Ducati	Ducati Panigale R	1'29.320	1.393	0.043	7	162,145	264,7
14	15 A. DE ANGELIS	RSM	IodaRacing Team	Aprilia RSV4 RF	1'29.344	1.417	0.024	27	162,102	270,0
15	60 M. VAN DER MARK	NED	Honda World Superbike Team	Honda CBR1000RR SP	1'29.359	1.432	0.015	30	162,074	268,7
16	25 J. BROOKES	AUS	Milwaukee BMW	BMW S1000 RR	1'29.402	1.475	0.043	23	161,996	268,7
17	13 A. WEST	AUS	Pedercini Racing	Kawasaki ZX-10R	1'29.679	1.752	0.277	28	161,496	265,4
18	40 R. RAMOS	ESP	Team GoEleven	Kawasaki ZX-10R	1'29.804	1.877	0.125	18	161,271	260,9
19	86 S. MORAIS	RSA	Grillini Racing Team	Kawasaki ZX-10R	1'30.289	2.362	0.485	26	160,405	263,4
20	12 X. FORÉS	ESP	Barni Racing Team	Ducati Panigale R	1'30.415	2.488	0.126	11	160,181	261,5
21	94 M. LUSSIANA	FRA	Team ASP1	BMW S1000 RR	1'30.503	2.576	0.088	10	160,026	257,1
22	9 D. SCHMITTER	SUI	Grillini Racing Team	Kawasaki ZX-10R	1'30.766	2.839	0.263	31	159,562	263,4
23	119 P. SZKOPEK	POL	Team Tóth	Yamaha YZF R1	1'30.992	3.065	0.226	18	159,166	263,4
24	11 S. AL SULAITI	QAT	Pedercini Racing	Kawasaki ZX-10R	1'33.107	5.180	2.115	25	155,550	257,1
25	10 I. TÓTH	HUN	Team Tóth	Yamaha YZF R1	1'34.720	6.793	1.613	25	152,901	257,8

AIR	Humidity:	61%	Temp:	16°C
TRACK	Condition:	Dry	Temp:	28°C

Lap Record:	2015 T.Sykes	1'27.640	165,250	Km/h
Best Lap:	2015 T.Sykes	1'27.071	166,330	Km/h

These data/results cannot be reproduced, stored and/or transmitted in whole or in part by any manner of electronic, mechanical, photocopying, recording, broadcasting or otherwise now known or herein after developed without the previous express consent by the copyright owner, except for reproduction in daily press and regular printed publications on sale to the public within 60 days of the event related to those data/results and always provided that copyright symbol appears together as follows below.

© DORNA WSBK ORGANIZATION Srl 2016

Start	End	The results are provisional until the end of the time limit for protests and appeals
27/05/2016 13:30	14:40	and the completion of the technical checks.

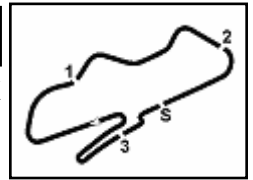
FCR PERGGIA TIMING



Official Tyre Supplier



Official Timekeeper



UK Round, 27-28-29 May 2016

World Superbike - Results Free Practice 2nd Session

Session Highlights

13.30.04		Start
13.36.42	Beaubier	On the Gravel - Re-Joined - Turn 11
13.44.19	Ramos	Crashed Rider OK - Re Joined - Turn 5
13.48.38	Morais	Crashed - Rider OK - Turn 8
13.49.42	Davies	Stop - Technical Problem
13.50.24		RED FLAG
14.06.07	Rea	On the Gravel - Re-Joined - Turn 12
14.09.58	Sykes	Crashed Rider OK - Re Joined - Turn 11
14.13.39	Rea	On the Gravel - Re-Joined - Turn 12
14.16.02	Forés	Technical Problem
14.26.54	Reiterberger	On the Gravel - Re-Joined - Turn 11
14.30.05	Szkopek	Crashed - Turn 1
14.32.32	Lussiana	Crashed - Turn 1
14.33.11		WorldSSP Pit Lane Will Open at 14:50
14.40.31		End Of Session

Fastest Laps Sequence

No.	Rider	Nat	Team	Bike	Local Time	Time	Gap	Avg
25	J. BROOKES	AUS	Milwaukee BMW	BMW S1000 RR	13:33'07.694	1'30.938		159,260
1	J. REA	GBR	Kawasaki Racing Team	Kawasaki ZX-10R	13:33'12.127	1'30.412	-0.526	160,187
1	J. REA	GBR	Kawasaki Racing Team	Kawasaki ZX-10R	13:34'40.800	1'28.673	-1.739	163,328
66	T. SYKES	GBR	Kawasaki Racing Team	Kawasaki ZX-10R	13:35'35.973	1'28.359	-0.314	163,909
66	T. SYKES	GBR	Kawasaki Racing Team	Kawasaki ZX-10R	13:37'04.264	1'28.291	-0.068	164,035
1	J. REA	GBR	Kawasaki Racing Team	Kawasaki ZX-10R	13:43'38.419	1'28.137	-0.154	164,321
66	T. SYKES	GBR	Kawasaki Racing Team	Kawasaki ZX-10R	14:05'29.756	1'27.927	-0.210	164,714

These data/results cannot be reproduced, stored and/or transmitted in whole or in part by any manner of electronic, mechanical, photocopying, recording, broadcasting or otherwise now known or herein after developed without the previous express consent by the copyright owner, except for reproduction in daily press and regular printed publications on sale to the public within 60 days of the event related to those data/results and always provided that copyright symbol appears together as follows below.

© DORNA WSBK ORGANIZATION Srl 2016

Start	End	The results are provisional until the end of the time limit for protests and appeals
27/05/2016 13:30	14:40	and the completion of the technical checks.

FICR PERIODIA TIMING



UK Round, 27-28-29 May 2016

World Superbike - Best Sector & Speed Free Practice 2nd Session

Donington Park 4.023 m

Best Lap

1	66 T. SYKES	Kawasaki ZX-10R	1'27.927
2	1 J. REA	Kawasaki ZX-10R	1'27.966
3	34 D. GIUGLIANO	Ducati Panigale R	1'28.303
4	22 A. LOWES	Yamaha YZF R1	1'28.602
5	2 L. CAMIER	MV Austa 1000 F4	1'28.910
6	32 L. SAVADORI	Aorilia RS4 RF	1'28.992
7	81 J. TORRES	BMW S1000 RR	1'28.996
8	6 C. BEAUBIER	Yamaha YZF R1	1'29.022
9	17 K. ABRAHAM	BMW S1000 RR	1'29.068
10	69 N. HAYDEN	Honda CBR1000RR SP	1'29.184
11	21 M. REITERBERGER	BMW S1000 RR	1'29.257
12	99 L. SCASSA	Ducati Panigale R	1'29.277
13	7 C. DAVIES	Ducati Panigale R	1'29.320
14	15 A. DE ANGELIS	Aorilia RS4 RF	1'29.344
15	60 M. VAN DER MARK	Honda CBR1000RR SP	1'29.359
16	25 J. BROOKES	BMW S1000 RR	1'29.402
17	13 A. WEST	Kawasaki ZX-10R	1'29.679
18	40 R. RAMOS	Kawasaki ZX-10R	1'29.804
19	86 S. MORAIS	Kawasaki ZX-10R	1'30.289
20	12 X. FORÉS	Ducati Panigale R	1'30.415
21	94 M. LUSSIANA	BMW S1000 RR	1'30.503
22	9 D. SCHMITTER	Kawasaki ZX-10R	1'30.766
23	119 P. SZKOPEK	Yamaha YZF R1	1'30.992
24	11 S. AL SULAITI	Kawasaki ZX-10R	1'33.107
25	10 I. TÓTH	Yamaha YZF R1	1'34.720

Top Speeds

1	1 J. REA	Kawasaki ZX-10R	271.4
2	66 T. SYKES	Kawasaki ZX-10R	270.7
3	15 A. DE ANGELIS	Aorilia RS4 RF	270.0
4	21 M. REITERBERGER	BMW S1000 RR	269.3
5	25 J. BROOKES	BMW S1000 RR	268.7
6	60 M. VAN DER MARK	Honda CBR1000RR SP	268.7
7	32 L. SAVADORI	Aorilia RS4 RF	268.7
8	17 K. ABRAHAM	BMW S1000 RR	268.7
9	22 A. LOWES	Yamaha YZF R1	268.0
10	34 D. GIUGLIANO	Ducati Panigale R	268.0
11	81 J. TORRES	BMW S1000 RR	267.3
12	6 C. BEAUBIER	Yamaha YZF R1	267.3
13	69 N. HAYDEN	Honda CBR1000RR SP	266.7
14	2 L. CAMIER	MV Austa 1000 F4	266.0
15	13 A. WEST	Kawasaki ZX-10R	265.4
16	7 C. DAVIES	Ducati Panigale R	264.7
17	119 P. SZKOPEK	Yamaha YZF R1	263.4
18	86 S. MORAIS	Kawasaki ZX-10R	263.4
19	9 D. SCHMITTER	Kawasaki ZX-10R	263.4
20	12 X. FORÉS	Ducati Panigale R	261.5
21	99 L. SCASSA	Ducati Panigale R	261.5
22	40 R. RAMOS	Kawasaki ZX-10R	260.9
23	10 I. TÓTH	Yamaha YZF R1	257.8
24	11 S. AL SULAITI	Kawasaki ZX-10R	257.1
25	94 M. LUSSIANA	BMW S1000 RR	257.1

Seg. 1

1	1 J. REA	18.825
2	66 T. SYKES	18.910
3	34 D. GIUGLIANO	19.017
4	81 J. TORRES	19.075
5	17 K. ABRAHAM	19.095
6	69 N. HAYDEN	19.111
7	15 A. DE ANGELIS	19.128
8	6 C. BEAUBIER	19.138
9	32 L. SAVADORI	19.139
10	2 L. CAMIER	19.147
11	22 A. LOWES	19.186
12	40 R. RAMOS	19.187
13	21 M. REITERBERG	19.214
14	99 L. SCASSA	19.216
15	60 M. VAN DER MAR	19.236
16	94 M. LUSSIANA	19.311
17	13 A. WEST	19.317
18	7 C. DAVIES	19.321
19	25 J. BROOKES	19.431
20	12 X. FORÉS	19.453
21	86 S. MORAIS	19.493
22	119 P. SZKOPEK	19.601
23	9 D. SCHMITTER	19.650
24	11 S. AL SULAITI	19.880
25	10 I. TÓTH	20.464

Seg. 2

1	66 T. SYKES	23.980
2	34 D. GIUGLIANO	24.019
3	1 J. REA	24.099
4	17 K. ABRAHAM	24.159
5	22 A. LOWES	24.215
6	32 L. SAVADORI	24.263
7	99 L. SCASSA	24.264
8	69 N. HAYDEN	24.283
9	2 L. CAMIER	24.284
10	12 X. FORÉS	24.331
11	13 A. WEST	24.352
12	6 C. BEAUBIER	24.364
13	40 R. RAMOS	24.365
14	21 M. REITERBERG	24.406
15	15 A. DE ANGELIS	24.408
16	60 M. VAN DER MAR	24.423
17	7 C. DAVIES	24.425
18	81 J. TORRES	24.529
19	25 J. BROOKES	24.646
20	94 M. LUSSIANA	24.657
21	86 S. MORAIS	24.820
22	9 D. SCHMITTER	24.825
23	119 P. SZKOPEK	24.911
24	11 S. AL SULAITI	25.416
25	10 I. TÓTH	25.767

Seg. 3

1	66 T. SYKES	11.219
2	34 D. GIUGLIANO	11.239
3	1 J. REA	11.246
4	15 A. DE ANGELIS	11.292
5	32 L. SAVADORI	11.293
6	69 N. HAYDEN	11.307
7	22 A. LOWES	11.316
8	60 M. VAN DER MAR	11.327
9	17 K. ABRAHAM	11.333
10	21 M. REITERBERG	11.334
11	6 C. BEAUBIER	11.351
12	86 S. MORAIS	11.359
13	25 J. BROOKES	11.360
14	13 A. WEST	11.362
15	119 P. SZKOPEK	11.374
16	81 J. TORRES	11.386
17	40 R. RAMOS	11.415
18	94 M. LUSSIANA	11.416
19	2 L. CAMIER	11.428
20	99 L. SCASSA	11.430
21	12 X. FORÉS	11.459
22	9 D. SCHMITTER	11.523
23	7 C. DAVIES	11.529
24	11 S. AL SULAITI	11.676
25	10 I. TÓTH	11.855

Seg. 4

1	32 L. SAVADORI	10.605
2	81 J. TORRES	10.639
3	66 T. SYKES	10.640
4	34 D. GIUGLIANO	10.644
5	25 J. BROOKES	10.658
6	6 C. BEAUBIER	10.680
7	2 L. CAMIER	10.686
8	7 C. DAVIES	10.692
9	1 J. REA	10.701
10	99 L. SCASSA	10.708
11	22 A. LOWES	10.712
12	60 M. VAN DER MAR	10.774
13	21 M. REITERBERG	10.785
14	40 R. RAMOS	10.812
15	69 N. HAYDEN	10.816
16	17 K. ABRAHAM	10.825
17	86 S. MORAIS	10.943
18	15 A. DE ANGELIS	10.975
19	12 X. FORÉS	10.991
20	9 D. SCHMITTER	10.994
21	13 A. WEST	10.997
22	119 P. SZKOPEK	11.029
23	94 M. LUSSIANA	11.161
24	10 I. TÓTH	11.449
25	11 S. AL SULAITI	11.623

Seg. 5

1	34 D. GIUGLIANO	22.841
2	1 J. REA	22.885
3	66 T. SYKES	22.936
4	22 A. LOWES	23.074
5	7 C. DAVIES	23.086
6	25 J. BROOKES	23.194
7	81 J. TORRES	23.195
8	32 L. SAVADORI	23.213
9	2 L. CAMIER	23.222
10	60 M. VAN DER MAR	23.249
11	21 M. REITERBERG	23.258
12	6 C. BEAUBIER	23.273
13	69 N. HAYDEN	23.275
14	40 R. RAMOS	23.298
15	13 A. WEST	23.323
16	99 L. SCASSA	23.341
17	17 K. ABRAHAM	23.392
18	15 A. DE ANGELIS	23.442
19	12 X. FORÉS	23.468
20	9 D. SCHMITTER	23.588
21	86 S. MORAIS	23.607
22	94 M. LUSSIANA	23.636
23	119 P. SZKOPEK	23.754
24	11 S. AL SULAITI	24.065
25	10 I. TÓTH	25.041

27/05/2016

These data/results cannot be reproduced, stored and/or transmitted in whole or in part by any manner of electronic, mechanical, photocopying, recording, broadcasting or otherwise now known or herein after developed without the previous express consent by the copyright owner, except for reproduction in daily press and regular printed publications on sale to the public within 60 days of the event related to those data/results and always provided that copyright symbol appears together as follows below.

© DORNA WSBK ORGANIZATION Srl 2016

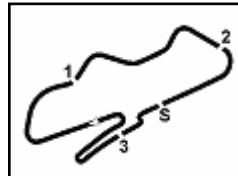
FCR PERGIA TINING



Official Tyre Supplier



Official Timekeeper



Donington Park 4.023 m

1 / 1

UK Round, 27-28-29 May 2016 World Superbike - Ideal Times Free Practice 2nd Session

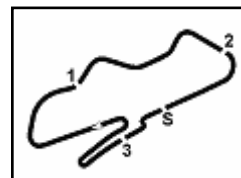
No. Rider	Nat	Bike	Seg. 1 Diff. 1	Seg. 2 Diff. 2	Seg. 3 Diff. 3	Seg. 4 Diff. 4	Seg. 5 Diff. 5	Ideal Time Best Lap	Pos.	Diff.
1 66 T. SYKES	GBR	Kawasaki ZX-10R	18.910	23.980 0.199	11.219	10.640 0.042	22.936 0.001	1'27.685 1'27.927	1	0.242
2 1 J. REA	GBR	Kawasaki ZX-10R	18.825	24.099 0.050	11.246	10.701 0.063	22.885 0.097	1'27.756 1'27.966	2	0.210
3 34 D. GIUGLIANO	ITA	Ducati Panigale R	19.017 0.038	24.019 0.231	11.239 0.122	10.644	22.841 0.152	1'27.760 1'28.303	3	0.543
4 22 A. LOWES	GBR	Yamaha YZF R1	19.186 0.014	24.215 0.085	11.316	10.712	23.074	1'28.503 1'28.602	4	0.099
5 32 L. SAVADORI	ITA	Aprilia RSV4 RF	19.139 0.247	24.263	11.293 0.232	10.605	23.213	1'28.513 1'28.992	6	0.479
6 2 L. CAMIER	GBR	MV Agusta 1000 F4	19.147 0.048	24.284 0.005	11.428	10.686 0.003	23.222 0.087	1'28.767 1'28.910	5	0.143
7 69 N. HAYDEN	USA	Honda CBR1000RR SP	19.111 0.187	24.283 0.017	11.307	10.816	23.275 0.188	1'28.792 1'29.184	10	0.392
8 17 K. ABRAHAM	CZE	BMW S1000 RR	19.095	24.159	11.333 0.095	10.825 0.059	23.392 0.110	1'28.804 1'29.068	9	0.264
9 6 C. BEAUBIER	USA	Yamaha YZF R1	19.138	24.364	11.351 0.057	10.680	23.273 0.159	1'28.806 1'29.022	8	0.216
10 81 J. TORRES	ESP	BMW S1000 RR	19.075	24.529 0.134	11.386 0.019	10.639 0.019	23.195	1'28.824 1'28.996	7	0.172
11 99 L. SCASSA	ITA	Ducati Panigale R	19.216 0.030	24.264 0.050	11.430	10.708 0.069	23.341 0.169	1'28.959 1'29.277	12	0.318
12 21 M. REITERBERGER	GER	BMW S1000 RR	19.214 0.129	24.406 0.064	11.334 0.010	10.785 0.057	23.258	1'28.997 1'29.257	11	0.260
13 60 M. VAN DER MARK	NED	Honda CBR1000RR SP	19.236	24.423 0.203	11.327 0.056	10.774	23.249 0.091	1'29.009 1'29.359	15	0.350
14 7 C. DAVIES	GBR	Ducati Panigale R	19.321 0.224	24.425	11.529 0.021	10.692	23.086 0.022	1'29.053 1'29.320	13	0.267
15 40 R. RAMOS	ESP	Kawasaki ZX-10R	19.187	24.365 0.273	11.415 0.104	10.812 0.258	23.298 0.092	1'29.077 1'29.804	18	0.727
16 15 A. DE ANGELIS	RSM	Aprilia RSV4 RF	19.128 0.049	24.408	11.292 0.041	10.975	23.442 0.009	1'29.245 1'29.344	14	0.099
17 25 J. BROOKES	AUS	BMW S1000 RR	19.431 0.030	24.646	11.360 0.003	10.658	23.194 0.080	1'29.289 1'29.402	16	0.113
18 13 A. WEST	AUS	Kawasaki ZX-10R	19.317 0.051	24.352	11.362 0.045	10.997 0.088	23.323 0.144	1'29.351 1'29.679	17	0.328
19 12 X. FORÉS	ESP	Ducati Panigale R	19.453 0.205	24.331 0.344	11.459 0.043	10.991 0.121	23.468	1'29.702 1'30.415	20	0.713
20 94 M. LUSSIANA	FRA	BMW S1000 RR	19.311	24.657	11.416	11.161 0.017	23.636 0.305	1'30.181 1'30.503	21	0.322
21 86 S. MORAIS	RSA	Kawasaki ZX-10R	19.493	24.820	11.359	10.943 0.031	23.607 0.036	1'30.222 1'30.289	19	0.067
22 9 D. SCHMITTER	SUI	Kawasaki ZX-10R	19.650 0.073	24.825	11.523 0.113	10.994	23.588	1'30.580 1'30.766	22	0.186
23 119 P. SZKOPEK	POL	Yamaha YZF R1	19.601	24.911 0.162	11.374 0.003	11.029 0.056	23.754 0.102	1'30.669 1'30.992	23	0.323
24 11 S. AL SULAITI	QAT	Kawasaki ZX-10R	19.880	25.416 0.252	11.676 0.126	11.623 0.023	24.065 0.046	1'32.660 1'33.107	24	0.447
25 10 I. TÓTH	HUN	Yamaha YZF R1	20.464	25.767	11.855 0.031	11.449 0.113	25.041	1'34.576 1'34.720	25	0.144
Overall Ideal Time			18.825	23.980	11.219	10.605	22.841	1'27.470		

27/05/2016

These data/results cannot be reproduced, stored and/or transmitted in whole or in part by any manner of electronic, mechanical, photocopying, recording, broadcasting or otherwise now known or herein after developed without the previous express consent by the copyright owner, except for reproduction in daily press and regular printed publications on sale to the public within 60 days of the event related to those data/results and always provided that copyright symbol appears together as follows below.
© DORNA WSBK ORGANIZATION Srl 2016

PIRELLI PERGOIA TUNING





UK Round, 27-28-29 May 2016

World Superbike - Chronological Analysis Free Practice 2nd Session

Donington Park 4.023 m

12° 99 L. SCASSA (1'29.277)

Lap	Seg. 1	Seg. 2	Seg. 3	Seg. 4	Seg. 5	Lap Time	km/h	Local Time
1	22.875	28.223	12.074	12.224	25.212	1'40.608	243.8	13:35'38.487
2	20.766	25.952	11.804	11.192	24.696	1'34.410	257.8	13:37'12.897
3	19.736	24.867	11.586	10.969	23.944	1'31.102	261.5	13:38'43.999
4	19.688	24.856	11.528	11.184	23.763	1'31.019	261.5	13:40'15.018
5	19.579	24.862	11.543	11.039	23.829	1'30.852	260.9	13:41'45.870
6	19.365	24.677	11.600	11.084	23.705	1'30.431	260.2	13:43'16.301
7	19.391	24.862	11.616	10.911	23.388	1'30.168	257.8	13:44'46.469
8	19.492	24.836	11.567	11.018	27.869	1'34.782 P	260.2	14:01'51.581
9	17'05.623	28.229	11.776	11.462	24.788	18'22.278 P	255.9	14:04'43.529
10	19.610	24.757	11.543	11.028	23.740	1'30.678	261.5	14:06'14.207
11	21.398	26.315	12.052	12.799	24.432	1'36.996	242.2	14:07'51.203
12	19.383	24.616	11.573	10.839	23.341	1'29.752	259.0	14:09'20.955
13	19.738	24.718	11.555	10.907	23.708	1'30.626	257.8	14:10'51.581
14	19.370	24.418	11.486	10.834	23.732	1'29.840	261.5	14:12'21.421
15	20.307	26.330	11.743	11.942	29.250	1'39.572 P	252.9	14:14'00.993
16	7'00.517	26.590	12.273	11.584	24.256	8'15.220 P	251.2	14:22'16.213
17	19.524	24.531	11.516	10.923	23.379	1'29.873	257.8	14:23'46.086
18	19.246	24.314	11.430	10.777	23.510	1'29.277	259.0	14:25'15.363
19	19.333	24.441	11.485	11.008	23.517	1'29.484	260.2	14:26'44.847
20	20.300	24.350	11.473	14.688	25.894	1'35.705	256.5	14:28'20.552
21	19.541	25.959	12.057	11.603	27.350	1'36.510 P	251.7	14:29'57.062
22	3'00.252	25.784	11.810	11.800	24.368	4'14.044 P	241.6	14:34'11.106
23	21.859	27.833	12.182	11.288	23.688	1'36.850	236.8	14:35'47.956
24	19.433	24.599	11.568	10.806	23.468	1'29.874	257.1	14:37'17.830
25	19.216	24.264	11.498	11.436	34.757	1'41.171 P	258.4	14:38'59.001

13° 7 C. DAVIES (1'29.320)

Lap	Seg. 1	Seg. 2	Seg. 3	Seg. 4	Seg. 5	Lap Time	km/h	Local Time
1	19.764	24.784	11.529	11.169	23.470	1'30.716	264.7	13:37'56.638
2	19.920	24.805	11.690	10.836	23.145	1'30.396	262.1	13:39'27.034
3	19.545	24.425	11.550	10.692	23.108	1'29.320	264.1	13:40'56.354
4	20.402	25.553	11.781	11.002	27.746	1'36.484 P	263.4	13:42'32.838
5	2'40.709	25.933	11.651	11.003	24.913	3'53.489 P	260.9	13:45'26.327
6	19.412	24.751	11.581	10.801	23.236	1'29.781	262.1	13:47'56.108
7	19.596	24.623	11.709	10.727	23.086	1'29.741	261.5	13:49'25.849

14° 15 A. DE ANGELIS (1'29.344)

Lap	Seg. 1	Seg. 2	Seg. 3	Seg. 4	Seg. 5	Lap Time	km/h	Local Time
1	20.614	27.385	12.421	11.915	27.200	1'39.535	241.1	13:33'29.717
2	19.780	25.260	11.937	13.284	25.613	1'35.874	237.9	13:35'05.591
3	19.382	24.784	11.444	11.090	23.713	1'30.413	264.7	13:36'36.004
4	19.764	25.042	11.447	11.190	23.617	1'31.060	264.7	13:38'07.064
5	19.397	24.642	11.523	11.008	23.548	1'30.118	260.9	13:39'37.182
6	19.558	24.865	11.710	11.101	23.702	1'30.936	261.5	13:41'08.118
7	19.344	24.742	11.530	11.237	27.036	1'33.889	265.4	13:42'42.007
8	23.009	27.493	12.144	12.770	30.535	1'45.951 P	226.9	13:44'27.958
9	15'02.780	26.459	11.905	11.460	24.638	16'17.242 P	262.1	14:00'45.200
10	19.587	24.922	11.345	11.269	23.723	1'30.846	269.3	14:02'16.046
11	19.411	24.973	11.361	11.141	23.891	1'30.777	270.0	14:03'46.823
12	19.567	25.106	11.532	11.973	23.903	1'32.101	247.1	14:05'18.924
13	19.442	25.073	11.628	11.396	23.743	1'31.282	260.9	14:06'50.206
14	19.596	26.516	13.135	13.425	31.545	1'44.217 P	206.9	14:08'34.423
15	6'12.379	27.598	11.890	11.947	25.339	7'29.153 P	248.8	14:16'03.576
16	19.629	24.742	11.817	11.728	24.327	1'39.958	256.5	14:17'43.534
17	19.293	24.714	11.371	11.275	23.645	1'30.298	263.4	14:19'13.832
18	25.151	27.422	11.344	11.176	24.179	1'39.272	266.0	14:20'53.104
19	19.177	24.408	11.333	10.975	23.451	1'29.344	270.0	14:22'22.448
20	19.128	27.100	13.832	12.775	29.146	1'41.981 P	181.5	14:24'04.429
21	3'56.218	28.418	13.135	16.359	26.891	5'21.021 P	198.2	14:29'25.450
22	19.226	26.304	12.664	12.601	24.212	1'39.677	215.1	14:31'05.127
23	19.313	24.523	11.292	11.012	23.442	1'29.582	268.0	14:32'34.709
24	23.109	25.549	11.418	11.100	26.867	1'38.043	264.1	14:34'12.752
25	21.750	26.555	12.861	11.565	27.044	1'39.775	209.3	14:35'52.527
26	19.558	24.685	11.473	11.142	23.521	1'30.379	265.4	14:37'22.906
27	19.396	24.493	11.334	11.036	23.672	1'29.931	269.3	14:38'52.837

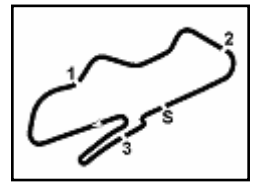
15° 60 M. VAN DER MARK (1'29.359)

Lap	Seg. 1	Seg. 2	Seg. 3	Seg. 4	Seg. 5	Lap Time	km/h	Local Time
1	20.120	25.494	11.612	11.005	23.565	1'31.796	264.1	13:33'12.666
2	19.644	24.890	11.446	10.958	23.665	1'30.603	260.9	13:34'43.269
3	19.679	24.983	11.572	11.371	23.782	1'31.387	261.5	13:36'14.656

P = Pits In/Out - C = Lap-Time Cancelled

These data/results cannot be reproduced, stored and/or transmitted in whole or in part by any manner of electronic, mechanical, photocopying, recording, broadcasting or otherwise now known or herein after developed without the previous express consent by the copyright owner, except for reproduction in daily press and regular printed publications on sale to the public within 60 days of the event related to those data/results and always provided that copyright symbol appears together as follows below.

© DORNA WSBK ORGANIZATION Srl 2016



UK Round, 27-28-29 May 2016

World Superbike - Chronological Analysis Free Practice 2nd Session

Donington Park 4.023 m

4 / 5

23	22.570	28.873	12.984	11.984	24.901	1'41.312	244.9	14:32'10.670
24	19.317	24.490	11.480	11.086	23.573	1'29.946	262.8	14:33'40.616
25	19.344	24.456	11.510	11.140	23.323	1'29.773	262.8	14:35'10.389
26	23.958	28.610	13.722	13.073	25.741	1'45.104	215.6	14:36'55.493
27	19.536	24.527	11.564	11.151	23.596	1'30.374	258.4	14:38'25.867
28	21.794	26.595	11.868	12.093	25.120	1'37.470	259.0	14:40'03.337

18° 40 R. RAMOS (1'29.804)

Lap	Seg. 1	Seg. 2	Seg. 3	Seg. 4	Seg. 5	Lap Time	km/h	Local Time
1	19.728	24.931	11.499	11.211	23.577	1'30.946	259.0	13:33'49.814
2	19.321	24.714	11.573	11.047	24.057	1'30.712	259.0	13:35'20.526
3	19.637	25.002	11.544	11.046	23.298	1'30.327	259.0	13:36'50.853
4	19.413	26.540	11.749	10.978	23.356	1'32.036	255.9	13:38'22.889
5	19.396	27.109	11.760	11.237	24.149	1'33.651	260.9	13:39'56.540
6	19.404	24.788	11.559	11.065	24.090	1'30.906	259.0	13:41'27.446
7	20.071	24.874	11.648	12.193	25.602	1'34.388	255.3	13:43'01.834
8	19.536	1'18.136	12.405	11.868	28.812	2'30.557 P	254.1	13:45'32.591
9	24'08.282	27.727	11.935	11.320	24.287	25'23.551 P	257.8	14:10'56.142
10	19.509	24.798	11.538	10.989	23.727	1'30.561	258.4	14:12'26.703
11	19.415	24.365	11.446	13.943	24.102	1'33.271	259.0	14:13'59.974
12	19.315	24.617	11.614	10.921	23.438	1'29.905	257.8	14:15'29.879
13	19.187	24.638	11.519	11.070	23.390	1'29.804	255.3	14:16'59.683
14	21.381	26.507	11.695	11.750	29.058	1'40.391 P	251.7	14:18'40.074
15	10'46.211	27.443	13.574	11.404	23.664	12'02.296 P	219.1	14:30'42.370
16	19.529	24.457	11.426	10.826	26.954	1'33.192 P	259.6	14:32'15.562
17	3'49.138	24.971	11.514	11.096	23.954	5'00.673 P	257.8	14:37'16.235
18	19.373	24.467	11.415	10.812	29.480	1'35.547	259.0	14:38'51.782

19° 86 S. MORAIS (1'30.289)

Lap	Seg. 1	Seg. 2	Seg. 3	Seg. 4	Seg. 5	Lap Time	km/h	Local Time
1	20.401	25.971	11.623	11.193	30.845	1'40.033	260.2	13:33'30.651
2	19.984	25.287	11.545	11.591	25.388	1'33.795	259.6	13:35'04.446
3	19.734	25.073	11.562	11.102	24.004	1'31.475	261.5	13:36'35.921
4	19.696	25.468	11.576	11.155	24.034	1'31.929	259.0	13:38'07.850
5	19.726	25.199	12.719	12.674	30.800	1'41.118 P	218.2	13:39'48.968
6	4'25.714	30.693	12.165	11.689	24.286	5'44.547 P	252.9	13:45'33.515
7	19.812	25.034	11.528	11.002	23.794	1'31.170 P	258.4	13:47'04.685
8	19.614	24.917	2'13.281	17.700	37.904	3'53.416 C		13:50'58.101
9	9'25.529	26.295	11.748	11.354	24.206	10'39.132 P	258.4	14:01'37.233
10	20.447	25.208	11.607	11.187	23.890	1'32.339	259.0	14:03'09.572
11	19.570	25.072	11.556	11.040	23.764	1'31.002	259.6	14:04'40.574
12	19.563	25.046	11.512	10.991	23.802	1'30.914	261.5	14:06'11.488
13	19.606	25.008	11.522	11.137	23.683	1'30.956	263.4	14:07'42.444
14	19.572	29.887	13.945	13.305	23.959	1'40.668		14:09'23.112
15	19.749	25.337	11.694	12.250	30.993	1'40.023 P	248.8	14:11'03.135
16	8'28.255	29.215	13.507	13.025	26.459	9'50.461 P	190.8	14:20'53.596
17	19.977	25.145	11.522	11.113	24.700	1'32.457	260.2	14:22'26.053
18	19.792	24.863	11.510	11.036	23.607	1'30.808	259.6	14:23'56.861
19	19.493	24.820	11.359	10.974	23.643	1'30.289	262.8	14:25'27.150
20	20.714	26.086	12.257	11.118	23.958	1'34.133	248.3	14:27'01.283
21	19.612	26.490	12.216	12.086	29.662	1'40.066 P	235.8	14:28'41.349
22	1'51.423	26.462	12.159	11.319	25.031	3'06.394 P	231.3	14:31'47.743
23	19.684	25.160	11.531	10.943	23.660	1'30.978	259.6	14:33'18.721
24	23.553	27.480	12.791	11.590	24.244	1'39.658	221.8	14:34'58.379
25	23.976	25.714	11.724	11.152	26.267	1'38.833	257.1	14:36'37.212
26	20.008	25.379	11.783	11.123	29.197	1'37.490 P	255.3	14:38'14.702

20° 12 X. FORÉS (1'30.415)

Lap	Seg. 1	Seg. 2	Seg. 3	Seg. 4	Seg. 5	Lap Time	km/h	Local Time
1	20.310	25.937	11.727	11.691	27.908	1'37.573	254.7	13:33'50.653
2	19.747	24.775	11.459	11.127	23.719	1'30.827	261.5	13:35'21.480
3	19.658	24.675	11.502	11.112	23.468	1'30.415	260.2	13:36'51.895
4	19.474	24.898	11.882	10.991	34.238	1'41.483	259.0	13:38'33.378
5	19.656	24.722	11.545	11.146	35.210	1'42.279 P	260.2	13:40'15.657
6	9'46.002	38.812	15.214	11.788	29.252	11'21.068 C	237.4	13:51'36.725
7	13'12.973	25.773	11.893	11.234	23.840	14'25.713 P	259.0	14:06'02.438
8	19.607	24.787	11.592	11.002	23.649	1'30.637	257.8	14:07'33.075
9	20.291	26.558	11.648	11.187	28.176	1'37.860 P	259.6	14:09'10.935
10	3'49.490	26.102	11.684	11.332	28.329	5'06.937 P	261.5	14:14'17.872
11	19.453	24.331	11.478	10.998	49.907	1'56.167 P	260.9	14:16'14.039

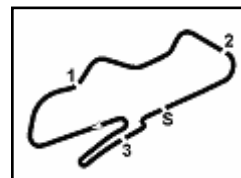
21° 94 M. LUSSIANA (1'30.503)

Lap	Seg. 1	Seg. 2	Seg. 3	Seg. 4	Seg. 5	Lap Time	km/h	Local Time
1	20.452	25.870	12.215	16.815	27.278		254.7	14:10'13.442
2	20.244	25.372	11.823	11.305	29.770	1'38.514 P	251.2	14:13'26.214

P = Pits In/Out - C = Lap-Time Cancelled

These data/results cannot be reproduced, stored and/or transmitted in whole or in part by any manner of electronic, mechanical, photocopying, recording, broadcasting or otherwise now known or herein after developed without the previous express consent by the copyright owner, except for reproduction in daily press and regular printed publications on sale to the public within 60 days of the event related to those data/results and always provided that copyright symbol appears together as follows below.

© DORNA WSBK ORGANIZATION Srl 2016



Donington Park 4.023 m

5 / 5

UK Round, 27-28-29 May 2016

World Superbike - Chronological Analysis Free Practice 2nd Session

11	20.246	25.795	11.787	11.759	24.212	1'33.799	248.3	14:06'09.692
12	20.149	25.820	11.842	11.864	24.136	1'33.811	248.8	14:07'43.503
13	20.076	25.745	11.813	11.623	24.065	1'33.322	248.3	14:09'16.825
14	21.934	30.054	12.549	11.692	24.106	1'40.335	252.3	14:10'57.160
15	20.141	25.531	11.709	11.674	24.227	1'33.282	250.6	14:12'30.442
16	20.632	30.541	12.134	11.968	34.675	1'49.950 P	250.6	14:14'20.392
17	10'25.446	29.444	13.274	12.745	33.527	1'54.436 P	218.6	14:26'14.828
18	20.201	25.803	11.692	11.695	24.443	1'33.834	257.1	14:27'48.662
19	20.141	25.915	11.676	11.918	24.135	1'33.785	250.6	14:29'22.447
20	20.150	25.791	11.720	11.679	24.122	1'33.462	252.9	14:30'55.909
21	23.181	30.627	13.106	14.653	26.442	1'48.009	234.3	14:32'43.918
22	20.238	25.951	11.682	11.640	24.875	1'34.386	255.3	14:34'18.304
23	19.880	25.668	11.802	11.646	24.111	1'33.107	253.5	14:35'51.411
24	20.544	25.862	12.066	11.756	24.685	1'34.913	251.7	14:37'26.324
25	20.409	25.787	11.806	11.825	25.525	1'35.352	250.0	14:39'01.676

25° 10 I. TÓTH (1'34.720)

Lap	Seg. 1	Seg. 2	Seg. 3	Seg. 4	Seg. 5	Lap Time	km/h	Local Time
1	24.242	29.229	12.901	12.770	26.981	1'41.477	248.8	13:32'15.745
2	20.968	27.512	12.226	11.978	25.519	1'37.400	254.7	13:33'57.222
3	21.711	27.937	13.187	12.042	25.337	1'40.214	241.6	13:35'34.622
4	20.464	25.767	11.886	11.562	25.041	1'34.720	257.1	13:37'14.836
5	20.635	28.457	12.935	14.238	33.379	1'49.644	241.6	13:38'49.556
6	21.910	27.330	12.184	12.449	31.810	1'45.683 P	251.2	13:40'39.200
7	4'49.486	30.761	12.699	13.787	36.301	6'23.034 P	246.0	13:42'24.883
8	21.287	26.506	12.592	11.817	25.617	1'37.819 C	252.3	13:48'47.917
9	23.061	31.415	13.365	12.653	31.476	1'51.970 C	228.3	13:50'25.736
10	8'30.856	28.965	12.402	12.053	26.786	9'51.062 P	253.5	13:52'17.706
11	20.466	25.889	11.855	11.449	25.350	1'35.009	257.8	14:02'08.768
12	23.438	26.431	11.899	11.809	26.942	1'40.519	257.8	14:03'43.777
13	21.226	26.750	12.937	11.876	27.056	1'39.845	242.7	14:05'24.296
14	20.626	25.866	11.861	11.654	25.097	1'35.104	255.3	14:07'04.141
15	21.610	29.245	12.891	13.273	31.715	1'48.734 P	230.3	14:08'39.245
16	5'42.772	31.683	13.323	14.822	33.768	7'16.368 P	234.3	14:10'27.979
17	21.377	27.669	12.265	12.392	25.615	1'39.318	249.4	14:17'44.347
18	20.758	26.322	11.934	11.745	25.510	1'36.269	255.9	14:19'23.665
19	20.570	26.709	12.006	16.372	29.082	1'44.739	255.9	14:20'59.934
20	20.620	26.107	11.927	11.746	25.421	1'35.821	256.5	14:22'44.673
21	21.904	27.919	12.174	12.132	29.843	1'43.972 P	248.3	14:24'20.494
22	6'34.140	29.151	12.519	12.327	27.228	7'55.365 P	245.5	14:26'04.466
23	21.158	27.265	12.909	11.798	25.443	1'38.573	247.7	14:33'59.831
24	20.585	26.629	12.156	11.821	28.750	1'39.941	250.6	14:35'38.404
25	20.559	25.985	11.948	11.645	25.547	1'35.684	255.9	14:37'18.345
								14:38'54.029

P = Pits In/Out - C = Lap-Time Cancelled

These data/results cannot be reproduced, stored and/or transmitted in whole or in part by any manner of electronic, mechanical, photocopying, recording, broadcasting or otherwise now known or herein after developed without the previous express consent by the copyright owner, except for reproduction in daily press and regular printed publications on sale to the public within 60 days of the event related to those data/results and always provided that copyright symbol appears together as follows below.

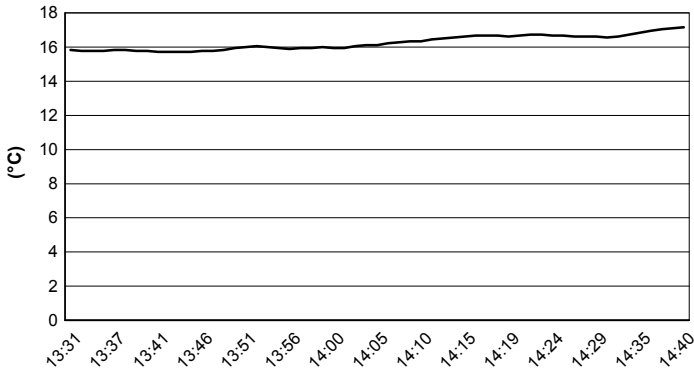
© DORNA WSBK ORGANIZATION Srl 2016

UK Round, 27-28-29 May 2016

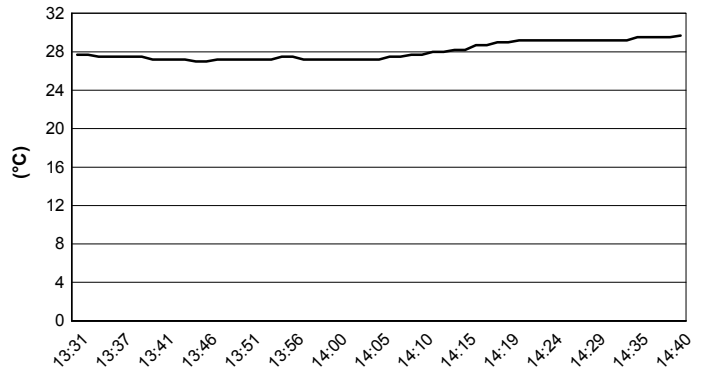
World Superbike - Weather Report Free Practice 2nd Session

Session started 13:30 Session ended 14:40

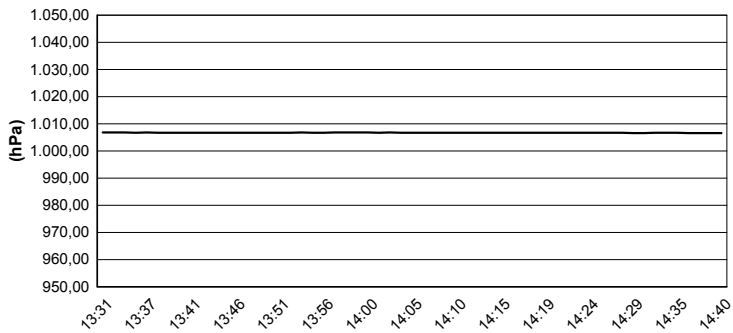
Air Temperature



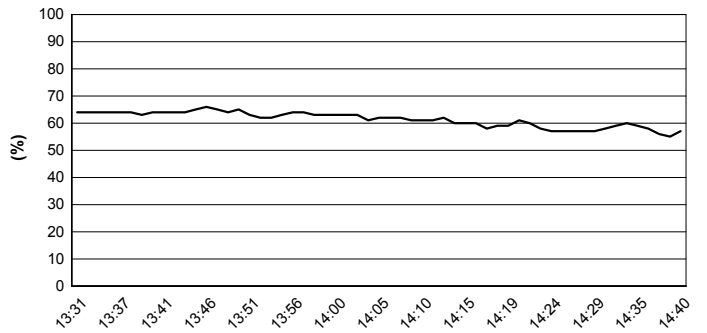
Track Temperature



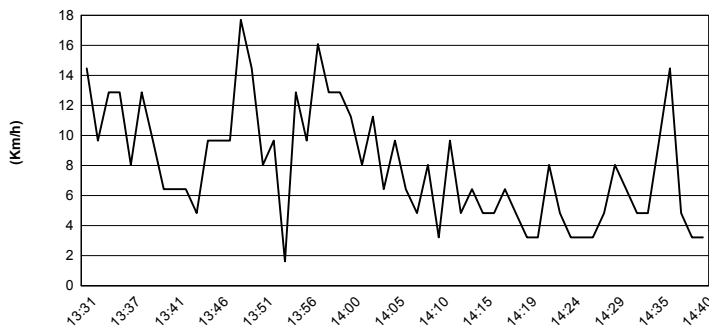
Air Pressure



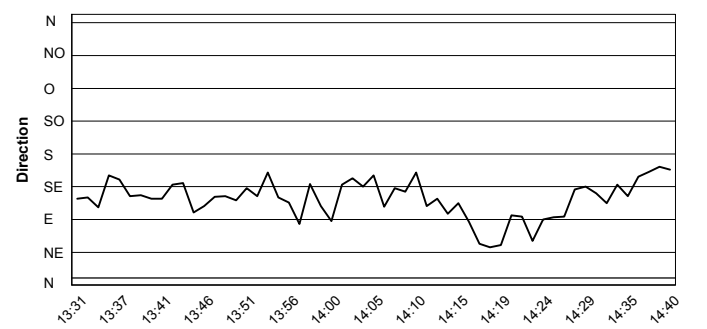
Humidity



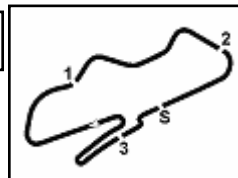
Wind Speed



Wind Direction



These data/results cannot be reproduced, stored and/or transmitted in whole or in part by any manner of electronic, mechanical, photocopying, recording, broadcasting or otherwise now known or herein after developed without the previous express consent by the copyright owner, except for reproduction in daily press and regular printed publications on sale to the public within 60 days of the event related to those data/results and always provided that copyright symbol appears together as follows below.
 © DORNA WSBK ORGANIZATION Srl 2016



Donington Park 4.023 m

UK Round, 27-28-29 May 2016**World Superbike - Superpoles Entry List****Superpole 1**

No.	Rider	Nat	Team	Bike	Time
11	69 N. HAYDEN	USA	Honda World Superbike Team	Honda CBR1000RR SP	1'29.184
12	21 M. REITERBERGER	GER	Althea BMW Racing Team	BMW S1000 RR	1'29.257
13	99 L. SCASSA	ITA	VFT Racing	Ducati Panigale R	1'29.277
14	15 A. DE ANGELIS	RSM	IodaRacing Team	Aprilia RSV4 RF	1'29.344
15	60 M. VAN DER MARK	NED	Honda World Superbike Team	Honda CBR1000RR SP	1'29.359
16	25 J. BROOKES	AUS	Milwaukee BMW	BMW S1000 RR	1'29.402
17	40 R. RAMOS	ESP	Team GoEleven	Kawasaki ZX-10R	1'29.582
18	13 A. WEST	AUS	Pedercini Racing	Kawasaki ZX-10R	1'29.679
19	12 X. FORÉS	ESP	Barni Racing Team	Ducati Panigale R	1'29.752
20	86 S. MORAIS	RSA	Grillini Racing Team	Kawasaki ZX-10R	1'30.289
21	94 M. LUSSIANA	FRA	Team ASPI	BMW S1000 RR	1'30.503
22	9 D. SCHMITTER	SUI	Grillini Racing Team	Kawasaki ZX-10R	1'30.766
23	119 P. SZKOPEK	POL	Team Tóth	Yamaha YZF R1	1'30.992
24	11 S. AL SULAITI	QAT	Pedercini Racing	Kawasaki ZX-10R	1'33.107
25	10 I. TÓTH	HUN	Team Tóth	Yamaha YZF R1	1'34.335

Superpole 2

No.	Rider	Nat	Team	Bike	Time
1	66 T. SYKES	GBR	Kawasaki Racing Team	Kawasaki ZX-10R	1'27.927
2	1 J. REA	GBR	Kawasaki Racing Team	Kawasaki ZX-10R	1'27.966
3	34 D. GIUGLIANO	ITA	Aruba.it Racing - Ducati	Ducati Panigale R	1'28.303
4	22 A. LOWES	GBR	Pata Yamaha Official WorldSBK Team	Yamaha YZF R1	1'28.602
5	7 C. DAVIES	GBR	Aruba.it Racing - Ducati	Ducati Panigale R	1'28.871
6	2 L. CAMIER	GBR	MV Agusta Reparto Corse	MV Agusta 1000 F4	1'28.910
7	32 L. SAVADORI	ITA	IodaRacing Team	Aprilia RSV4 RF	1'28.992
8	81 J. TORRES	ESP	Althea BMW Racing Team	BMW S1000 RR	1'28.996
9	6 C. BEAUBIER	USA	Pata Yamaha Official WorldSBK Team	Yamaha YZF R1	1'29.022
10	17 K. ABRAHAM	CZE	Milwaukee BMW	BMW S1000 RR	1'29.068

*
*

* These positions are assigned to the 1st and 2nd rider classified in Superpole 1

27/05/2016

These data/results cannot be reproduced, stored and/or transmitted in whole or in part by any manner of electronic, mechanical, photocopying, recording, broadcasting or otherwise now known or herein after developed without the previous express consent by the copyright owner, except for reproduction in daily press and regular printed publications on sale to the public within 60 days of the event related to those data/results and always provided that copyright symbol appears together as follows below.

© DORNA WSBK ORGANIZATION Srl 2016

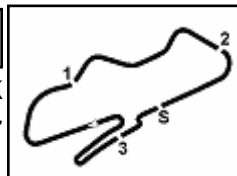
FICR PERUGIA TIMING



Official Tyre Supplier



Official Timekeeper



Donington Park 4.023 m

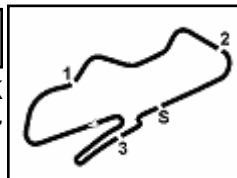
UK Round, 27-28-29 May 2016 World Superbike - Best Laps & Speeds

1 / 2

No.	Rider		Best Lap	FP1		FP2	
	Nat	Bike		laps	speed	laps	speed
1	66	SYKES Tom	1'27.927	1'28.554	27	271	1'27.927
	GBR	Kawasaki ZX-10R	48 272	24	272	24	271
2	1	REA Jonathan	1'27.966	1'28.793	26	271	1'27.966
	GBR	Kawasaki ZX-10R	48 271	22	269	26	271
3	34	GIUGLIANO Davide	1'28.303	1'28.763	22	268	1'28.303
	ITA	Ducati Panigale R	44 269	22	269	22	268
4	22	LOWES Alex	1'28.602	1'29.177	22	268	1'28.602
	GBR	Yamaha YZF R1	41 269	19	269	22	268
5	7	DAVIES Chaz	1'28.871	1'28.871	7	265	1'29.320
	GBR	Ducati Panigale R	33 269	26	269	7	265
6	2	CAMIER Leon	1'28.910	1'29.221	25	266	1'28.910
	GBR	MV Agusta 1000 F4	51 266	26	265	25	266
7	32	SAVADORI Lorenzo	1'28.992	1'29.724	29	269	1'28.992
	ITA	Aprilia RSV4 RF	51 269	22	269	29	269
8	81	TORRES Jordi	1'28.996	1'29.965	26	267	1'28.996
	ESP	BMW S1000 RR	51 267	25	265	26	267
9	6	BEAUBIER Cameron	1'29.022	1'30.160	24	267	1'29.022
	USA	Yamaha YZF R1	49 267	25	266	24	267
10	17	ABRAHAM Karel	1'29.068	1'30.063	24	269	1'29.068
	CZE	BMW S1000 RR	50 269	26	269	24	269
11	69	HAYDEN Nicky	1'29.184	1'29.671	28	267	1'29.184
	USA	Honda CBR1000RR SP	55 267	27	267	28	267
12	21	REITERBERGER Markus	1'29.257	1'30.079	24	269	1'29.257
	GER	BMW S1000 RR	50 269	26	269	24	269
13	99	SCASSA Luca	1'29.277	1'30.077	25	262	1'29.277
	ITA	Ducati Panigale R	46 263	21	263	25	262
14	15	DE ANGELIS Alex	1'29.344	1'29.864	27	270	1'29.344
	RSM	Aprilia RSV4 RF	52 270	25	267	27	270
15	60	VAN DER MARK Michael	1'29.359	1'30.252	30	269	1'29.359
	NED	Honda CBR1000RR SP	54 269	24	263	30	269
16	25	BROOKES Joshua	1'29.402	1'30.741	23	269	1'29.402
	AUS	BMW S1000 RR	44 269	21	269	23	269
17	40	RAMOS Román	1'29.582	1'29.582	18	261	1'29.804
	ESP	Kawasaki ZX-10R	40 265	22	265	18	261
18	13	WEST Anthony	1'29.679	1'30.143	28	265	1'29.679
	AUS	Kawasaki ZX-10R	52 268	24	268	28	265
19	12	FORÉS Xavi	1'29.752	1'29.752	11	262	1'30.415
	ESP	Ducati Panigale R	34 267	23	267	11	262
20	86	MORAIS Sheridan	1'30.289	1'31.522	26	263	1'30.289
	RSA	Kawasaki ZX-10R	54 263	28	262	26	263

These data/results cannot be reproduced, stored and/or transmitted in whole or in part by any manner of electronic, mechanical, photocopying, recording, broadcasting or otherwise now known or herein after developed without the previous express consent by the copyright owner, except for reproduction in daily press and regular printed publications on sale to the public within 60 days of the event related to those data/results and always provided that copyright symbol appears together as follows below.

© DORNA WSBK ORGANIZATION Srl 2016



Donington Park 4.023 m

UK Round, 27-28-29 May 2016 World Superbike - Best Laps & Speeds

2 / 2

No.	Rider		Best Lap		FP1		FP2	
	Nat	Bike	laps	speed	laps	speed	laps	speed
21	94 LUSSIANA Matthieu		1'30.503		1'32.121		1'30.503	
	FRA	BMW S1000 RR	25	258	15	258	10	257
22	9 SCHMITTER Dominic		1'30.766		1'32.151		1'30.766	
	SUI	Kawasaki ZX-10R	59	263	28	261	31	263
23	119 SZKOPEK Pawel		1'30.992		1'31.511		1'30.992	
	POL	Yamaha YZF R1	43	263	25	263	18	263
24	11 AL SULAITI Saeed		1'33.107		1'35.007		1'33.107	
	QAT	Kawasaki ZX-10R	45	257	20	250	25	257
25	10 TÓTH Imre		1'34.335		1'34.335		1'34.720	
	HUN	Yamaha YZF R1	49	258	24	258	25	258

27/05/2016

These data/results cannot be reproduced, stored and/or transmitted in whole or in part by any manner of electronic, mechanical, photocopying, recording, broadcasting or otherwise now known or herein after developed without the previous express consent by the copyright owner, except for reproduction in daily press and regular printed publications on sale to the public within 60 days of the event related to those data/results and always provided that copyright symbol appears together as follows below.

© DORNA WSBK ORGANIZATION Srl 2016

PIRELLI PERDUELLA TIMING



Official Tyre Supplier



Official Timekeeper