

Donington Park 4.023 m

1 / 2

UK Round, 27-28-29 May 2016 World Superbike - Results Free Practice 3rd Session

No.	Rider	Nat	Team	Bike	Time	Gap	Rel.	Laps	Speed	
									Avg	Max
1	66 T. SYKES	GBR	Kawasaki Racing Team	Kawasaki ZX-10R	1'27.929			9	164,710	271,4
2	34 D. GIUGLIANO	ITA	Aruba.it Racing - Ducati	Ducati Panigale R	1'28.179	0.250	0.250	9	164,243	272,0
3	2 L. CAMIER	GBR	MV Agusta Reparto Corse	MV Agusta 1000 F4	1'28.615	0.686	0.436	10	163,435	266,0
4	69 N. HAYDEN	USA	Honda World Superbike Team	Honda CBR1000RR SP	1'28.619	0.690	0.004	9	163,428	272,0
5	7 C. DAVIES	GBR	Aruba.it Racing - Ducati	Ducati Panigale R	1'28.629	0.700	0.010	9	163,409	271,4
6	1 J. REA	GBR	Kawasaki Racing Team	Kawasaki ZX-10R	1'28.750	0.821	0.121	6	163,186	272,0
7	32 L. SAVADORI	ITA	IodaRacing Team	Aprilia RSV4 RF	1'29.001	1.072	0.251	7	162,726	270,0
8	81 J. TORRES	ESP	Althea BMW Racing Team	BMW S1000 RR	1'29.087	1.158	0.086	9	162,569	266,7
9	15 A. DE ANGELIS	RSM	IodaRacing Team	Aprilia RSV4 RF	1'29.151	1.222	0.064	9	162,452	269,3
10	60 M. VAN DER MARK	NED	Honda World Superbike Team	Honda CBR1000RR SP	1'29.327	1.398	0.176	9	162,132	270,7
11	25 J. BROOKES	AUS	Milwaukee BMW	BMW S1000 RR	1'29.361	1.432	0.034	9	162,071	268,7
12	6 C. BEAUBIER	USA	Pata Yamaha Official WorldSBK Team	Yamaha YZF R1	1'29.389	1.460	0.028	9	162,020	268,7
13	22 A. LOWES	GBR	Pata Yamaha Official WorldSBK Team	Yamaha YZF R1	1'29.499	1.570	0.110	9	161,821	270,7
14	17 K. ABRAHAM	CZE	Milwaukee BMW	BMW S1000 RR	1'29.508	1.579	0.009	9	161,805	270,0
15	40 R. RAMOS	ESP	Team GoEleven	Kawasaki ZX-10R	1'29.528	1.599	0.020	9	161,768	264,1
16	12 X. FORÉS	ESP	Barni Racing Team	Ducati Panigale R	1'29.890	1.961	0.362	7	161,117	266,7
17	21 M. REITERBERGER	GER	Althea BMW Racing Team	BMW S1000 RR	1'29.920	1.991	0.030	8	161,063	268,0
18	13 A. WEST	AUS	Pedercini Racing	Kawasaki ZX-10R	1'30.188	2.259	0.268	8	160,585	264,7
19	99 L. SCASSA	ITA	VFT Racing	Ducati Panigale R	1'30.295	2.366	0.107	9	160,394	262,1
20	94 M. LUSSIANA	FRA	Team ASPI	BMW S1000 RR	1'31.063	3.134	0.768	7	159,042	260,9
21	9 D. SCHMITTER	SUI	Grillini Racing Team	Kawasaki ZX-10R	1'31.080	3.151	0.017	8	159,012	266,0
22	119 P. SZKOPEK	POL	Team Tóth	Yamaha YZF R1	1'31.232	3.303	0.152	7	158,747	258,4
23	86 S. MORAIS	RSA	Grillini Racing Team	Kawasaki ZX-10R	1'31.304	3.375	0.072	8	158,622	264,1
24	11 S. AL SULAITI	QAT	Pedercini Racing	Kawasaki ZX-10R	1'32.459	4.530	1.155	9	156,640	255,3
25	10 I. TÓTH	HUN	Team Tóth	Yamaha YZF R1	1'35.094	7.165	2.635	8	152,300	255,9

AIR	Humidity:	77%	Temp:	12°C
TRACK	Condition:	Dry	Temp:	18°C

Lap Record:	2015 T.Sykes	1'27.640	165,250	Km/h
Best Lap:	2015 T.Sykes	1'27.071	166,330	Km/h

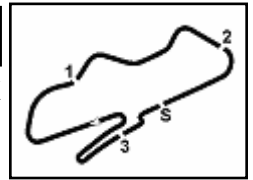
These data/results cannot be reproduced, stored and/or transmitted in whole or in part by any manner of electronic, mechanical, photocopying, recording, broadcasting or otherwise now known or herein after developed without the previous express consent by the copyright owner, except for reproduction in daily press and regular printed publications on sale to the public within 60 days of the event related to those data/results and always provided that copyright symbol appears together as follows below.

© DORNA WSBK ORGANIZATION Srl 2016

Start	End	The results are provisional until the end of the time limit for protests and appeals
28/05/2016 09:00	09:16	and the completion of the technical checks.

FICR PERDORA TIMING



**UK Round, 27-28-29 May 2016****World Superbike - Results Free Practice 3rd Session****Session Highlights**

09.00.04		Start
09.10.04	Torres	On the Gravel - Re-Joined - Turn 12
09.14.15	Rea	Technical Problem - Turn 8
09.16.55		End Of Session

Fastest Laps Sequence

No.	Rider	Nat	Team	Bike	Local Time	Time	Gap	Avg
2	L. CAMIER	GBR	MV Agusta Reparto Corse	MV Agusta 1000 F4	09:03'06.053	1'29.073		162,595
2	L. CAMIER	GBR	MV Agusta Reparto Corse	MV Agusta 1000 F4	09:04'34.668	1'28.615	-0.458	163,435
66	T. SYKES	GBR	Kawasaki Racing Team	Kawasaki ZX-10R	09:05'20.438	1'28.589	-0.026	163,483
66	T. SYKES	GBR	Kawasaki Racing Team	Kawasaki ZX-10R	09:06'48.945	1'28.507	-0.082	163,635
66	T. SYKES	GBR	Kawasaki Racing Team	Kawasaki ZX-10R	09:08'16.874	1'27.929	-0.578	164,710

These data/results cannot be reproduced, stored and/or transmitted in whole or in part by any manner of electronic, mechanical, photocopying, recording, broadcasting or otherwise now known or herein after developed without the previous express consent by the copyright owner, except for reproduction in daily press and regular printed publications on sale to the public within 60 days of the event related to those data/results and always provided that copyright symbol appears together as follows below.

© DORNA WSBK ORGANIZATION Srl 2016

Start	End	The results are provisional until the end of the time limit for protests and appeals and the completion of the technical checks.
28/05/2016 09:00	09:16	

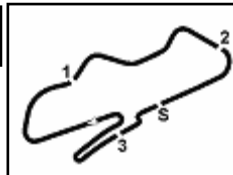
FICR PERDORA TIMING



Official Tyre Supplier



Official Timekeeper



UK Round, 27-28-29 May 2016

World Superbike - Best Sector & Speed Free Practice 3rd Session

Donington Park 4.023 m

Best Lap

1	66 T. SYKES	Kawasaki ZX-10R	1'27.929
2	34 D. GIUGLIANO	Ducati Panigale R	1'28.179
3	2 L. CAMIER	MV Augusta 1000 F4	1'28.615
4	69 N. HAYDEN	Honda CBR1000RR SP	1'28.619
5	7 C. DAVIES	Ducati Panigale R	1'28.629
6	1 J. REA	Kawasaki ZX-10R	1'28.750
7	32 L. SAVADORI	Aorilia RSV4 RF	1'29.001
8	81 J. TORRES	BMW S1000 RR	1'29.087
9	15 A. DE ANGELIS	Aorilia RSV4 RF	1'29.151
10	60 M. VAN DER MARK	Honda CBR1000RR SP	1'29.327
11	25 J. BROOKES	BMW S1000 RR	1'29.361
12	6 C. BEAUBIER	Yamaha YZF R1	1'29.389
13	22 A. LOWES	Yamaha YZF R1	1'29.499
14	17 K. ABRAHAM	BMW S1000 RR	1'29.508
15	40 R. RAMOS	Kawasaki ZX-10R	1'29.528
16	12 X. FORÉS	Ducati Panigale R	1'29.890
17	21 M. REITERBERGER	BMW S1000 RR	1'29.920
18	13 A. WEST	Kawasaki ZX-10R	1'30.188
19	99 L. SCASSA	Ducati Panigale R	1'30.295
20	94 M. LUSSIANA	BMW S1000 RR	1'31.063
21	9 D. SCHMITTER	Kawasaki ZX-10R	1'31.080
22	119 P. SZKOPEK	Yamaha YZF R1	1'31.232
23	86 S. MORAIS	Kawasaki ZX-10R	1'31.304
24	11 S. AL SULAITI	Kawasaki ZX-10R	1'32.459
25	10 I. TÓTH	Yamaha YZF R1	1'35.094

Top Speeds

1	34 D. GIUGLIANO	Ducati Panigale R	272.0
2	69 N. HAYDEN	Honda CBR1000RR SP	272.0
3	1 J. REA	Kawasaki ZX-10R	272.0
4	7 C. DAVIES	Ducati Panigale R	271.4
5	66 T. SYKES	Kawasaki ZX-10R	271.4
6	22 A. LOWES	Yamaha YZF R1	270.7
7	60 M. VAN DER MARK	Honda CBR1000RR SP	270.7
8	17 K. ABRAHAM	BMW S1000 RR	270.0
9	32 L. SAVADORI	Aorilia RSV4 RF	270.0
10	15 A. DE ANGELIS	Aorilia RSV4 RF	269.3
11	25 J. BROOKES	BMW S1000 RR	268.7
12	6 C. BEAUBIER	Yamaha YZF R1	268.7
13	21 M. REITERBERGER	BMW S1000 RR	268.0
14	81 J. TORRES	BMW S1000 RR	266.7
15	12 X. FORÉS	Ducati Panigale R	266.7
16	2 L. CAMIER	MV Augusta 1000 F4	266.0
17	9 D. SCHMITTER	Kawasaki ZX-10R	266.0
18	13 A. WEST	Kawasaki ZX-10R	264.7
19	40 R. RAMOS	Kawasaki ZX-10R	264.1
20	86 S. MORAIS	Kawasaki ZX-10R	264.1
21	99 L. SCASSA	Ducati Panigale R	262.1
22	94 M. LUSSIANA	BMW S1000 RR	260.9
23	119 P. SZKOPEK	Yamaha YZF R1	258.4
24	10 I. TÓTH	Yamaha YZF R1	255.9
25	11 S. AL SULAITI	Kawasaki ZX-10R	255.3

Seg. 1		Seg. 2		Seg. 3		Seg. 4		Seg. 5			
1	34 D. GIUGLIANO	18.911	1	66 T. SYKES	24.017	1	66 T. SYKES	11.240	1	7 C. DAVIES	22.917
2	66 T. SYKES	18.921	2	2 L. CAMIER	24.121	2	60 M. VAN DER MAR	11.241	2	66 T. SYKES	22.925
3	1 J. REA	18.996	3	34 D. GIUGLIANO	24.193	3	34 D. GIUGLIANO	11.268	3	34 D. GIUGLIANO	23.013
4	69 N. HAYDEN	19.001	4	69 N. HAYDEN	24.243	4	6 C. BEAUBIER	11.274	4	25 J. BROOKES	23.032
5	2 L. CAMIER	19.040	5	1 J. REA	24.262	5	69 N. HAYDEN	11.283	5	66 T. SYKES	23.102
6	17 K. ABRAHAM	19.057	6	15 A. DE ANGELIS	24.309	6	32 L. SAVADORI	11.290	6	69 N. HAYDEN	23.129
7	81 J. TORRES	19.099	7	7 C. DAVIES	24.311	7	15 A. DE ANGELIS	11.303	7	6 C. BEAUBIER	23.218
8	22 A. LOWES	19.109	8	81 J. TORRES	24.378	8	2 L. CAMIER	11.325	8	2 L. CAMIER	23.233
9	7 C. DAVIES	19.131	9	22 A. LOWES	24.408	9	1 J. REA	11.326	9	60 M. VAN DER MAR	23.247
10	32 L. SAVADORI	19.147	10	32 L. SAVADORI	24.468	10	25 J. BROOKES	11.329	10	1 J. REA	23.288
11	15 A. DE ANGELIS	19.151	11	6 C. BEAUBIER	24.469	11	21 M. REITERBERG	11.338	11	25 J. BROOKES	23.312
12	12 X. FORÉS	19.183	12	12 X. FORÉS	24.538	12	17 K. ABRAHAM	11.347	12	22 A. LOWES	23.315
13	6 C. BEAUBIER	19.213	13	60 M. VAN DER MAR	24.564	13	22 A. LOWES	11.379	13	40 R. RAMOS	23.327
14	25 J. BROOKES	19.234	14	13 A. WEST	24.607	14	81 J. TORRES	11.379	14	21 M. REITERBERG	23.358
15	40 R. RAMOS	19.250	15	99 L. SCASSA	24.621	15	13 A. WEST	11.404	15	17 K. ABRAHAM	23.403
16	60 M. VAN DER MAR	19.270	16	40 R. RAMOS	24.642	16	12 X. FORÉS	11.410	16	12 X. FORÉS	23.413
17	21 M. REITERBERG	19.358	17	17 K. ABRAHAM	24.668	17	40 R. RAMOS	11.426	17	99 L. SCASSA	23.430
18	99 L. SCASSA	19.385	18	21 M. REITERBERG	24.696	18	94 M. LUSSIANA	11.434	18	13 A. WEST	23.476
19	13 A. WEST	19.396	19	25 J. BROOKES	24.701	19	7 C. DAVIES	11.435	19	9 D. SCHMITTER	23.674
20	94 M. LUSSIANA	19.483	20	94 M. LUSSIANA	24.900	20	86 S. MORAIS	11.456	20	15 A. DE ANGELIS	23.736
21	86 S. MORAIS	19.492	21	9 D. SCHMITTER	24.993	21	119 P. SZKOPEK	11.457	21	86 S. MORAIS	23.752
22	9 D. SCHMITTER	19.571	22	119 P. SZKOPEK	25.005	22	99 L. SCASSA	11.519	22	94 M. LUSSIANA	23.862
23	119 P. SZKOPEK	19.730	23	86 S. MORAIS	25.095	23	9 D. SCHMITTER	11.527	23	119 P. SZKOPEK	23.878
24	11 S. AL SULAITI	19.855	24	11 S. AL SULAITI	25.377	24	11 S. AL SULAITI	11.612	24	11 S. AL SULAITI	23.881
25	10 I. TÓTH	20.222	25	10 I. TÓTH	25.870	25	10 I. TÓTH	11.678	25	10 I. TÓTH	25.092

28/05/2016

These data/results cannot be reproduced, stored and/or transmitted in whole or in part by any manner of electronic, mechanical, photocopying, recording, broadcasting or otherwise now known or herein after developed without the previous express consent by the copyright owner, except for reproduction in daily press and regular printed publications on sale to the public within 60 days of the event related to those data/results and always provided that copyright symbol appears together as follows below.

© DORNA WSBK ORGANIZATION Srl 2016

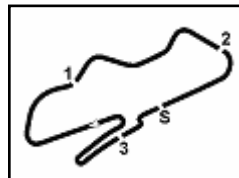
PIRELLI PERFORMING



Official Tyre Supplier



Official Timekeeper



Donington Park 4.023 m

UK Round, 27-28-29 May 2016 World Superbike - Ideal Times Free Practice 3rd Session

1 / 1

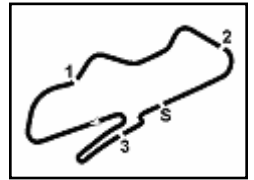
No. Rider	Nat	Bike	Seg. 1 Diff. 1	Seg. 2 Diff. 2	Seg. 3 Diff. 3	Seg. 4 Diff. 4	Seg. 5 Diff. 5	Ideal Time Best Lap	Pos.	Diff.
1 66 T. SYKES	GBR	Kawasaki ZX-10R	18.921 0.078	24.017	11.240	10.715 0.033	22.925	1'27.818 1'27.929	1	0.111
2 34 D. GIUGLIANO	ITA	Ducati Panigale R	18.911	24.193	11.268 0.046	10.715	23.013 0.033	1'28.100 1'28.179	2	0.079
3 2 L. CAMIER	GBR	MV Agusta 1000 F4	19.040 0.081	24.121 0.144	11.325	10.758 0.017	23.129	1'28.373 1'28.615	3	0.242
4 69 N. HAYDEN	USA	Honda CBR1000RR SP	19.001	24.243	11.283 0.042	10.727	23.218 0.105	1'28.472 1'28.619	4	0.147
5 1 J. REA	GBR	Kawasaki ZX-10R	18.996	24.262 0.244	11.326	10.803 0.017	23.102	1'28.489 1'28.750	6	0.261
6 7 C. DAVIES	GBR	Ducati Panigale R	19.131	24.311	11.435 0.103	10.707 0.025	22.917	1'28.501 1'28.629	5	0.128
7 81 J. TORRES	ESP	BMW S1000 RR	19.099 0.032	24.378	11.379	10.697 0.169	23.233 0.100	1'28.786 1'29.087	8	0.301
8 32 L. SAVADORI	ITA	Aprilia RSV4 RF	19.147	24.468 0.041	11.290	10.600	23.327 0.128	1'28.832 1'29.001	7	0.169
9 6 C. BEAUBIER	USA	Yamaha YZF R1	19.213 0.080	24.469	11.274 0.140	10.754	23.288 0.171	1'28.998 1'29.389	12	0.391
10 15 A. DE ANGELIS	RSM	Aprilia RSV4 RF	19.151 0.013	24.309	11.303 0.084	11.044	23.247	1'29.054 1'29.151	9	0.097
11 25 J. BROOKES	AUS	BMW S1000 RR	19.234 0.055	24.701 0.158	11.329 0.043	10.809	23.032	1'29.105 1'29.361	11	0.256
12 60 M. VAN DER MARK	NED	Honda CBR1000RR SP	19.270	24.564	11.241 0.041	10.758 0.041	23.315 0.097	1'29.148 1'29.327	10	0.179
13 22 A. LOWES	GBR	Yamaha YZF R1	19.109 0.111	24.408	11.379	10.841	23.430 0.221	1'29.167 1'29.499	13	0.332
14 17 K. ABRAHAM	CZE	BMW S1000 RR	19.057 0.094	24.668	11.347	10.921 0.018	23.403	1'29.396 1'29.508	14	0.112
15 40 R. RAMOS	ESP	Kawasaki ZX-10R	19.250 0.021	24.642	11.426 0.016	10.861	23.312	1'29.491 1'29.528	15	0.037
16 12 X. FORÉS	ESP	Ducati Panigale R	19.183	24.538	11.410 0.192	10.941 0.039	23.476 0.111	1'29.548 1'29.890	16	0.342
17 21 M. REITERBERGER	GER	BMW S1000 RR	19.358	24.696 0.045	11.338 0.080	10.889 0.082	23.413 0.019	1'29.694 1'29.920	17	0.226
18 13 A. WEST	AUS	Kawasaki ZX-10R	19.396	24.607 0.144	11.404 0.071	10.958 0.230	23.358 0.020	1'29.723 1'30.188	18	0.465
19 99 L. SCASSA	ITA	Ducati Panigale R	19.385 0.004	24.621 0.075	11.519 0.039	10.947	23.674 0.031	1'30.146 1'30.295	19	0.149
20 94 M. LUSSIANA	FRA	BMW S1000 RR	19.483 0.133	24.900 0.238	11.434 0.007	11.132	23.736	1'30.685 1'31.063	20	0.378
21 9 D. SCHMITTER	SUI	Kawasaki ZX-10R	19.571	24.993	11.527 0.008	11.034 0.195	23.752	1'30.877 1'31.080	21	0.203
22 86 S. MORAIS	RSA	Kawasaki ZX-10R	19.492 0.059	25.095 0.040	11.456 0.108	11.050	23.881 0.123	1'30.974 1'31.304	23	0.330
23 119 P. SZKOPEK	POL	Yamaha YZF R1	19.730	25.005	11.457	11.178	23.862	1'31.232 1'31.232	22	0.000
24 11 S. AL SULAITI	QAT	Kawasaki ZX-10R	19.855 0.086	25.377	11.612 0.095	11.442 0.114	23.878	1'32.164 1'32.459	24	0.295
25 10 I. TÓTH	HUN	Yamaha YZF R1	20.222 0.172	25.870 0.070	11.878	11.683 0.104	25.092 0.003	1'34.745 1'35.094	25	0.349
Overall Ideal Time			18.911	24.017	11.240	10.600	22.917	1'27.685		

28/05/2016

These data/results cannot be reproduced, stored and/or transmitted in whole or in part by any manner of electronic, mechanical, photocopying, recording, broadcasting or otherwise now known or herein after developed without the previous express consent by the copyright owner, except for reproduction in daily press and regular printed publications on sale to the public within 60 days of the event related to those data/results and always provided that copyright symbol appears together as follows below.
© DORNA WSBK ORGANIZATION Srl 2016

PIRELLI PERGOIA TUNING





Donington Park 4.023 m

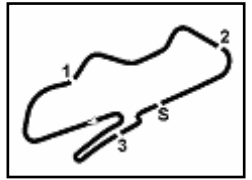
3 / 3

5	20.394	25.940	11.878	11.787	25.095	1'35.094	255.9	9:10'23.284
6	22.423	28.290	13.224	12.013	25.301	1'41.251	244.9	9:12'04.535
7	20.222	25.870	11.948	11.683	25.543	1'35.266	254.7	9:13'39.801
8	20.580	26.078	12.032	11.787	25.678	1'36.155	254.7	9:15'15.956

P = Pits In/Out - C = Lap-Time Cancelled

These data/results cannot be reproduced, stored and/or transmitted in whole or in part by any manner of electronic, mechanical, photocopying, recording, broadcasting or otherwise now known or herein after developed without the previous express consent by the copyright owner, except for reproduction in daily press and regular printed publications on sale to the public within 60 days of the event related to those data/results and always provided that copyright symbol appears together as follows below.

© DORNA WSBK ORGANIZATION Srl 2016

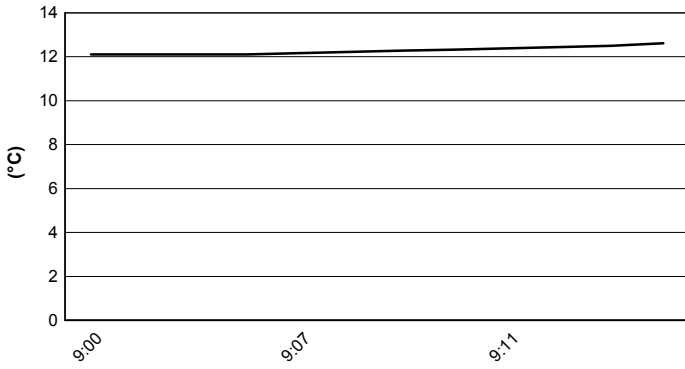


Donington Park 4.023 m

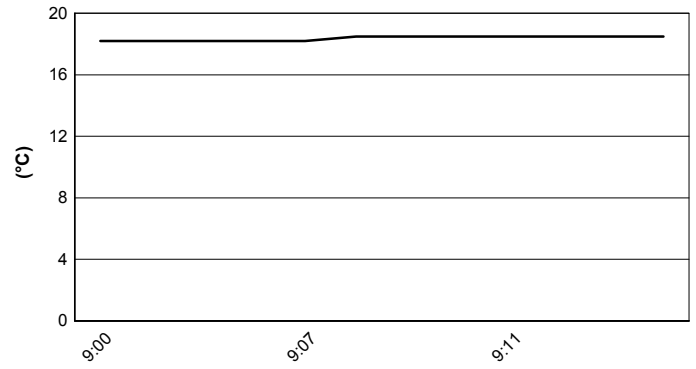
UK Round, 27-28-29 May 2016
World Superbike - Weather Report Free Practice 3rd Session

Session started 9:00 Session ended 9:16


Air Temperature



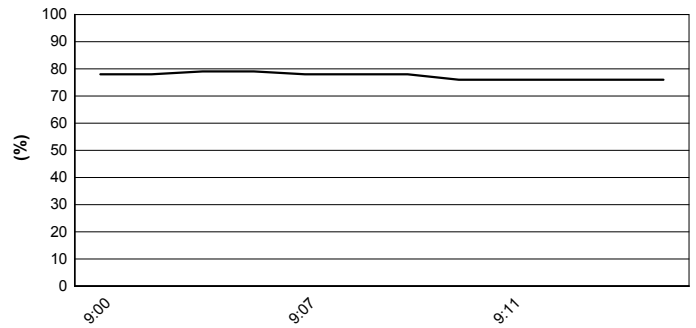
Track Temperature



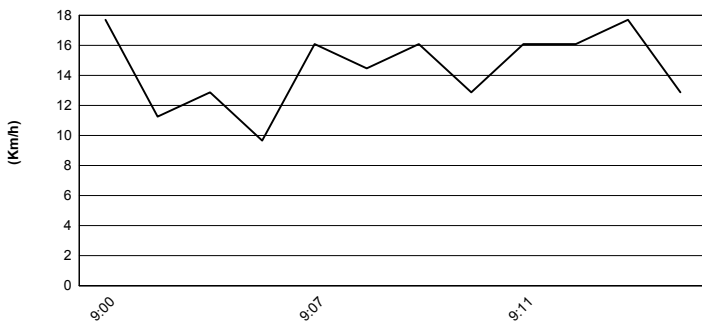
Air Pressure



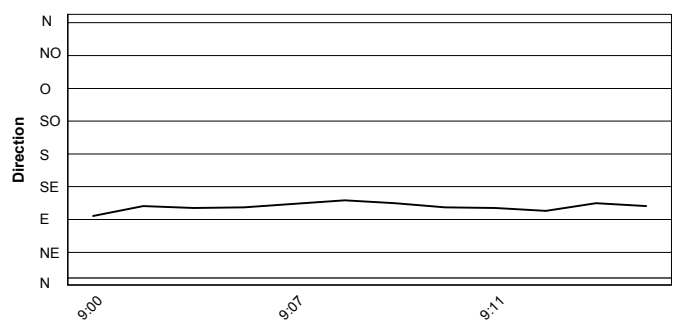
Humidity



Wind Speed



Wind Direction



These data/results cannot be reproduced, stored and/or transmitted in whole or in part by any manner of electronic, mechanical, photocopying, recording, broadcasting or otherwise now known or herein after developed without the previous express consent by the copyright owner, except for reproduction in daily press and regular printed publications on sale to the public within 60 days of the event related to those data/results and always provided that copyright symbol appears together as follows below.
© DORNA WSBK ORGANIZATION Srl 2016