

Donington Park 4.023 m

1 / 2

UK Round, 27-28-29 May 2016 World Superbike - Results Superpole 1

No.	Rider	Nat	Team	Bike	Time	Gap	Rel.	Laps	Speed	
									Avg	Max
1*	69 N. HAYDEN	USA	Honda World Superbike Team	Honda CBR1000RR SP	1'28.589			8	163,483	267,3
2*	12 X. FORÉS	ESP	Barni Racing Team	Ducati Panigale R	1'28.743	0.154	0.154	8	163,199	266,0
3	60 M. VAN DER MARK	NED	Honda World Superbike Team	Honda CBR1000RR SP	1'28.806	0.217	0.063	7	163,084	266,7
4	15 A. DE ANGELIS	RSM	IodaRacing Team	Aprilia RSV4 RF	1'28.866	0.277	0.060	7	162,973	272,7
5	25 J. BROOKES	AUS	Milwaukee BMW	BMW S1000 RR	1'29.029	0.440	0.163	8	162,675	268,7
6	40 R. RAMOS	ESP	Team GoEleven	Kawasaki ZX-10R	1'29.289	0.700	0.260	7	162,201	266,7
7	99 L. SCASSA	ITA	VFT Racing	Ducati Panigale R	1'29.377	0.788	0.088	8	162,042	263,4
8	13 A. WEST	AUS	Pedercini Racing	Kawasaki ZX-10R	1'29.377	0.788	0.000	6	162,042	265,4
9	21 M. REITERBERGER	GER	Althea BMW Racing Team	BMW S1000 RR	1'29.406	0.817	0.029	7	161,989	270,0
10	9 D. SCHMITTER	SUI	Grillini Racing Team	Kawasaki ZX-10R	1'30.275	1.686	0.869	8	160,430	263,4
11	94 M. LUSSIANA	FRA	Team ASP1	BMW S1000 RR	1'30.635	2.046	0.360	7	159,793	259,0
12	11 S. AL SULAITI	QAT	Pedercini Racing	Kawasaki ZX-10R	1'31.378	2.789	0.743	8	158,493	256,5
13	119 P. SZKOPEK	POL	Team Tóth	Yamaha YZF R1	1'31.742	3.153	0.364	5	157,864	257,8
14	10 I. TÓTH	HUN	Team Tóth	Yamaha YZF R1	1'34.549	5.960	2.807	9	153,178	259,0

* Qualified to Superpole 2

AIR	Humidity:	67%	Temp:	14°C
TRACK	Condition:	Dry	Temp:	26°C

Lap Record:	2015 T.Sykes	1'27.640	165,250	Km/h
Best Lap:	2015 T.Sykes	1'27.071	166,330	Km/h

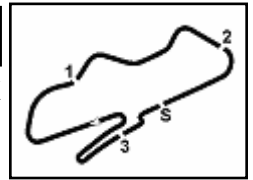
These data/results cannot be reproduced, stored and/or transmitted in whole or in part by any manner of electronic, mechanical, photocopying, recording, broadcasting or otherwise now known or herein after developed without the previous express consent by the copyright owner, except for reproduction in daily press and regular printed publications on sale to the public within 60 days of the event related to those data/results and always provided that copyright symbol appears together as follows below.

© DORNA WSBK ORGANIZATION Srl 2016

28/05/2016	Start	End	The results are provisional until the end of the time limit for protests and appeals and the completion of the technical checks.
	11:15	11:31	

FCR PERGGIA TIMING





UK Round, 27-28-29 May 2016 World Superbike - Results Superpole 1

Session Highlights

11.15.03		Start
11.17.09	West	Crashed - Turn 2
11.17.18	West	Re-joined
11.31.52		End Of Session

Fastest Laps Sequence

No.	Rider	Nat	Team	Bike	Local Time	Time	Gap	Avg
60	M. VAN DER MARK	NED	Honda World Superbike Team	Honda CBR1000RR SP	11:18'04.558	1'29.477		161,861
69	N. HAYDEN	USA	Honda World Superbike Team	Honda CBR1000RR SP	11:18'07.470	1'28.685	-0.792	163,306
69	N. HAYDEN	USA	Honda World Superbike Team	Honda CBR1000RR SP	11:21'07.887	1'28.589	-0.096	163,483

These data/results cannot be reproduced, stored and/or transmitted in whole or in part by any manner of electronic, mechanical, photocopying, recording, broadcasting or otherwise now known or herein after developed without the previous express consent by the copyright owner, except for reproduction in daily press and regular printed publications on sale to the public within 60 days of the event related to those data/results and always provided that copyright symbol appears together as follows below.

© DORNA WSBK ORGANIZATION Srl 2016

Start	End	The results are provisional until the end of the time limit for protests and appeals
28/05/2016 11:15	11:31	and the completion of the technical checks.

UK Round, 27-28-29 May 2016

World Superbike - Best Sector & Speed Superpole 1

Donington Park 4.023 km

Best Lap

1	69 N. HAYDEN	Honda CBR1000RR SP	1'28.589
2	12 X. FORÉS	Ducati Panigale R	1'28.743
3	60 M. VAN DER MARK	Honda CBR1000RR SP	1'28.806
4	15 A. DE ANGELIS	Aprilia RSV4 RF	1'28.866
5	25 J. BROOKES	BMW S1000 RR	1'29.029
6	40 R. RAMOS	Kawasaki ZX-10R	1'29.289
7	13 A. WEST	Kawasaki ZX-10R	1'29.377
8	99 L. SCASSA	Ducati Panigale R	1'29.377
9	21 M. REITERBERGER	BMW S1000 RR	1'29.406
10	9 D. SCHMITTER	Kawasaki ZX-10R	1'30.275
11	94 M. LUSSIANA	BMW S1000 RR	1'30.635
12	11 S. AL SULAITI	Kawasaki ZX-10R	1'31.378
13	119 P. SZKOPEK	Yamaha YZF R1	1'31.742
14	10 I. TÓTH	Yamaha YZF R1	1'34.549

Top Speeds

1	15 A. DE ANGELIS	Aprilia RSV4 RF	272.7
2	21 M. REITERBERGER	BMW S1000 RR	270.0
3	25 J. BROOKES	BMW S1000 RR	268.7
4	69 N. HAYDEN	Honda CBR1000RR SP	267.3
5	40 R. RAMOS	Kawasaki ZX-10R	266.7
6	60 M. VAN DER MARK	Honda CBR1000RR SP	266.7
7	12 X. FORÉS	Ducati Panigale R	266.0
8	13 A. WEST	Kawasaki ZX-10R	265.4
9	99 L. SCASSA	Ducati Panigale R	263.4
10	9 D. SCHMITTER	Kawasaki ZX-10R	263.4
11	10 I. TÓTH	Yamaha YZF R1	259.0
12	94 M. LUSSIANA	BMW S1000 RR	259.0
13	119 P. SZKOPEK	Yamaha YZF R1	257.8
14	11 S. AL SULAITI	Kawasaki ZX-10R	256.5

Seg. 1		Seg. 2		Seg. 3		Seg. 4		Seg. 5						
1	15 A. DE ANGELIS	19.041	1	12 X. FORÉS	24.145	1	21 M. REITERBERG	11.210	1	60 M. VAN DER MAR	10.692	1	25 J. BROOKES	23.077
2	12 X. FORÉS	19.051	2	69 N. HAYDEN	24.171	2	69 N. HAYDEN	11.232	2	69 N. HAYDEN	10.735	2	69 N. HAYDEN	23.215
3	40 R. RAMOS	19.073	3	99 L. SCASSA	24.264	3	15 A. DE ANGELIS	11.232	3	25 J. BROOKES	10.739	3	40 R. RAMOS	23.216
4	25 J. BROOKES	19.091	4	15 A. DE ANGELIS	24.264	4	60 M. VAN DER MAR	11.258	4	21 M. REITERBERG	10.803	4	12 X. FORÉS	23.231
5	60 M. VAN DER MAR	19.131	5	60 M. VAN DER MAR	24.355	5	25 J. BROOKES	11.287	5	15 A. DE ANGELIS	10.816	5	60 M. VAN DER MAR	23.255
6	69 N. HAYDEN	19.147	6	13 A. WEST	24.377	6	12 X. FORÉS	11.327	6	40 R. RAMOS	10.825	6	13 A. WEST	23.262
7	99 L. SCASSA	19.249	7	21 M. REITERBERG	24.378	7	40 R. RAMOS	11.357	7	12 X. FORÉS	10.826	7	99 L. SCASSA	23.305
8	21 M. REITERBERG	19.273	8	40 R. RAMOS	24.397	8	13 A. WEST	11.395	8	99 L. SCASSA	10.844	8	9 D. SCHMITTER	23.346
9	13 A. WEST	19.308	9	94 M. LUSSIANA	24.684	9	9 D. SCHMITTER	11.418	9	13 A. WEST	10.931	9	15 A. DE ANGELIS	23.373
10	9 D. SCHMITTER	19.390	10	25 J. BROOKES	24.688	10	99 L. SCASSA	11.456	10	9 D. SCHMITTER	10.962	10	21 M. REITERBERG	23.477
11	94 M. LUSSIANA	19.534	11	9 D. SCHMITTER	24.748	11	94 M. LUSSIANA	11.474	11	94 M. LUSSIANA	11.033	11	11 S. AL SULAITI	23.578
12	11 S. AL SULAITI	19.683	12	119 P. SZKOPEK	25.123	12	11 S. AL SULAITI	11.503	12	119 P. SZKOPEK	11.132	12	94 M. LUSSIANA	23.721
13	119 P. SZKOPEK	19.899	13	11 S. AL SULAITI	25.171	13	119 P. SZKOPEK	11.522	13	11 S. AL SULAITI	11.294	13	119 P. SZKOPEK	23.922
14	10 I. TÓTH	20.402	14	10 I. TÓTH	25.791	14	10 I. TÓTH	11.834	14	10 I. TÓTH	11.553	14	10 I. TÓTH	24.905

28/05/2016

These data/results cannot be reproduced, stored and/or transmitted in whole or in part by any manner of electronic, mechanical, photocopying, recording, broadcasting or otherwise now known or herein after developed without the previous express consent by the copyright owner, except for reproduction in daily press and regular printed publications on sale to the public within 60 days of the event related to those data/results and always provided that copyright symbol appears together as follows below.

© DORNA WSBK ORGANIZATION Srl 2016

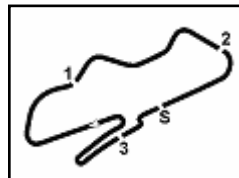
PIRELLI PERIODICA TIRING



Official Tyre Supplier



Official Timekeeper



Donington Park 4.023 m

UK Round, 27-28-29 May 2016 World Superbike - Ideal Times Superpole 1

1 / 1

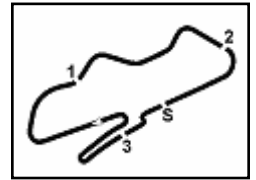
No. Rider	Nat	Bike	Seg. 1 Diff. 1	Seg. 2 Diff. 2	Seg. 3 Diff. 3	Seg. 4 Diff. 4	Seg. 5 Diff. 5	Ideal Time Best Lap	Pos.	Diff.
1 69 N. HAYDEN	USA	Honda CBR1000RR SP	19.147 0.062	24.171	11.232	10.735	23.215 0.027	1'28.500 1'28.589	1	0.089
2 12 X. FORÉS	ESP	Ducati Panigale R	19.051 0.029	24.145	11.327 0.046	10.826 0.014	23.231 0.074	1'28.580 1'28.743	2	0.163
3 60 M. VAN DER MARK	NED	Honda CBR1000RR SP	19.131	24.355	11.258 0.047	10.692	23.255 0.068	1'28.691 1'28.806	3	0.115
4 15 A. DE ANGELIS	RSM	Aprilia RSV4 RF	19.041	24.264	11.232	10.816	23.373 0.140	1'28.726 1'28.866	4	0.140
5 40 R. RAMOS	ESP	Kawasaki ZX-10R	19.073 0.099	24.397	11.357 0.322	10.825	23.216	1'28.868 1'29.289	6	0.421
6 25 J. BROOKES	AUS	BMW S1000 RR	19.091	24.688	11.287 0.062	10.739 0.065	23.077 0.020	1'28.882 1'29.029	5	0.147
7 99 L. SCASSA	ITA	Ducati Panigale R	19.249 0.111	24.264	11.456 0.073	10.844 0.010	23.305 0.065	1'29.118 1'29.377	8	0.259
8 21 M. REITERBERGER	GER	BMW S1000 RR	19.273	24.378	11.210 0.034	10.803 0.203	23.477 0.028	1'29.141 1'29.406	9	0.265
9 13 A. WEST	AUS	Kawasaki ZX-10R	19.308 0.104	24.377	11.395	10.931	23.262	1'29.273 1'29.377	7	0.104
10 9 D. SCHMITTER	SUI	Kawasaki ZX-10R	19.390 0.122	24.748 0.289	11.418	10.962	23.346	1'29.864 1'30.275	10	0.411
11 94 M. LUSSIANA	FRA	BMW S1000 RR	19.534	24.684 0.130	11.474 0.059	11.033	23.721	1'30.446 1'30.635	11	0.189
12 11 S. AL SULAITI	QAT	Kawasaki ZX-10R	19.683 0.149	25.171	11.503	11.294	23.578	1'31.229 1'31.378	12	0.149
13 119 P. SZKOPEK	POL	Yamaha YZF R1	19.899	25.123	11.522 0.004	11.132 0.140	23.922	1'31.598 1'31.742	13	0.144
14 10 I. TÓTH	HUN	Yamaha YZF R1	20.402	25.791 0.064	11.834	11.553	24.905	1'34.485 1'34.549	14	0.064
Overall Ideal Time			19.041	24.145	11.210	10.692	23.077	1'28.165		

28/05/2016

These data/results cannot be reproduced, stored and/or transmitted in whole or in part by any manner of electronic, mechanical, photocopying, recording, broadcasting or otherwise now known or herein after developed without the previous express consent by the copyright owner, except for reproduction in daily press and regular printed publications on sale to the public within 60 days of the event related to those data/results and always provided that copyright symbol appears together as follows below.
© DORNA WSBK ORGANIZATION Srl 2016

PIRELLI PERGOIA TUNING





Donington Park 4.023 m

2 / 2

5	23.545	29.691	13.627	12.062	25.329	1'44.254	211.4	11:25'06.721
6	20.573	25.970	11.891	11.678	25.344	1'35.456	256.5	11:26'42.177
7	20.593	25.970	11.913	11.626	25.101	1'35.203	254.1	11:28'17.380
8	20.641	25.980	11.888	11.633	25.096	1'35.238	257.8	11:29'52.618
9	20.402	25.855	11.834	11.553	24.905	1'34.549	259.0	11:31'27.167

P = Pits In/Out - C = Lap-Time Cancelled

These data/results cannot be reproduced, stored and/or transmitted in whole or in part by any manner of electronic, mechanical, photocopying, recording, broadcasting or otherwise now known or herein after developed without the previous express consent by the copyright owner, except for reproduction in daily press and regular printed publications on sale to the public within 60 days of the event related to those data/results and always provided that copyright symbol appears together as follows below.

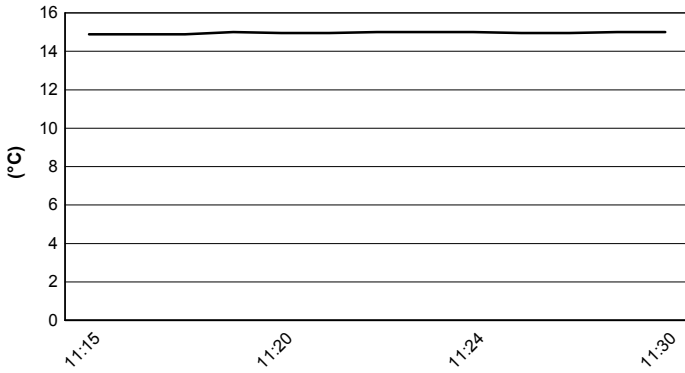
© DORNA WSBK ORGANIZATION Srl 2016

UK Round, 27-28-29 May 2016

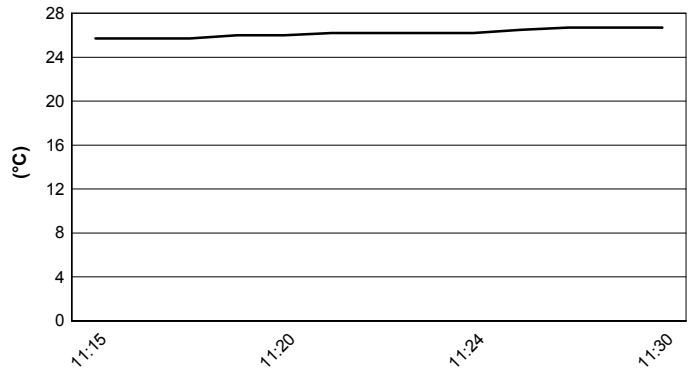
World Superbike - Weather Report Superpole 1

Session started 11:15 Session ended 11:31


Air Temperature



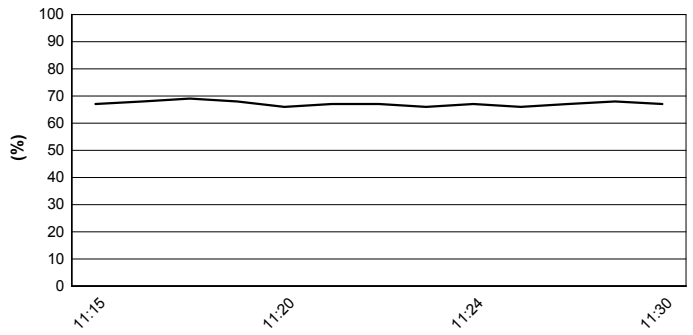
Track Temperature



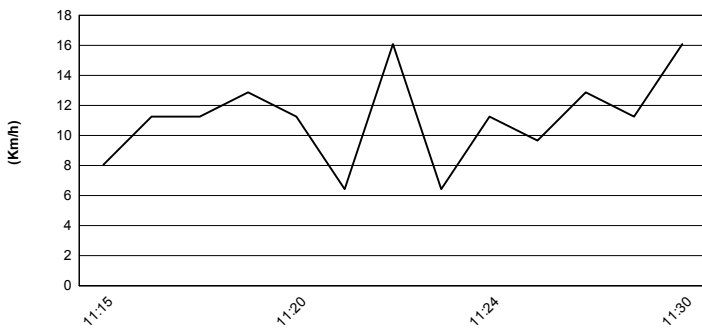
Air Pressure



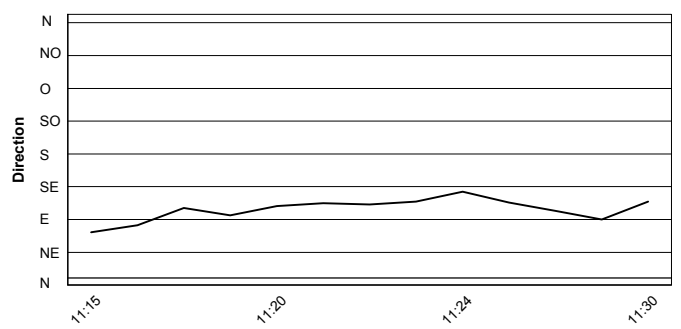
Humidity



Wind Speed



Wind Direction



These data/results cannot be reproduced, stored and/or transmitted in whole or in part by any manner of electronic, mechanical, photocopying, recording, broadcasting or otherwise now known or herein after developed without the previous express consent by the copyright owner, except for reproduction in daily press and regular printed publications on sale to the public within 60 days of the event related to those data/results and always provided that copyright symbol appears together as follows below.
 © DORNA WSBK ORGANIZATION Srl 2016