

Donington Park 4.023 m

1 / 2

UK Round, 27-28-29 May 2016 World Superbike - Results Warm Up

No.	Rider	Nat	Team	Bike	Time	Gap	Rel.	Laps	Speed	
									Avg	Max
1	1 J. REA	GBR	Kawasaki Racing Team	Kawasaki ZX-10R	1'27.904			9	164,757	268,0
2	66 T. SYKES	GBR	Kawasaki Racing Team	Kawasaki ZX-10R	1'28.012	0.108	0.108	9	164,555	268,0
3	7 C. DAVIES	GBR	Aruba.it Racing - Ducati	Ducati Panigale R	1'28.140	0.236	0.128	9	164,316	266,0
4	34 D. GIUGLIANO	ITA	Aruba.it Racing - Ducati	Ducati Panigale R	1'28.264	0.360	0.124	8	164,085	268,0
5	69 N. HAYDEN	USA	Honda World Superbike Team	Honda CBR1000RR SP	1'28.294	0.390	0.030	9	164,029	269,3
6	2 L. CAMIER	GBR	MV Agusta Reparto Corse	MV Agusta 1000 F4	1'28.517	0.613	0.223	9	163,616	262,1
7	32 L. SAVADORI	ITA	IodaRacing Team	Aprilia RSV4 RF	1'28.916	1.012	0.399	9	162,882	267,3
8	60 M. VAN DER MARK	NED	Honda World Superbike Team	Honda CBR1000RR SP	1'28.927	1.023	0.011	9	162,862	268,7
9	25 J. BROOKES	AUS	Milwaukee BMW	BMW S1000 RR	1'29.212	1.308	0.285	8	162,341	266,7
10	15 A. DE ANGELIS	RSM	IodaRacing Team	Aprilia RSV4 RF	1'29.429	1.525	0.217	9	161,947	268,0
11	17 K. ABRAHAM	CZE	Milwaukee BMW	BMW S1000 RR	1'29.517	1.613	0.088	9	161,788	268,7
12	12 X. FORÉS	ESP	Barni Racing Team	Ducati Panigale R	1'29.672	1.768	0.155	9	161,509	266,7
13	6 C. BEAUBIER	USA	Pata Yamaha Official WorldSBK Team	Yamaha YZF R1	1'29.839	1.935	0.167	9	161,208	265,4
14	99 L. SCASSA	ITA	VFT Racing	Ducati Panigale R	1'29.912	2.008	0.073	9	161,077	262,8
15	13 A. WEST	AUS	Pedercini Racing	Kawasaki ZX-10R	1'30.072	2.168	0.160	7	160,791	264,1
16	81 J. TORRES	ESP	Althea BMW Racing Team	BMW S1000 RR	1'30.143	2.239	0.071	9	160,665	266,7
17	40 R. RAMOS	ESP	Team GoEleven	Kawasaki ZX-10R	1'30.337	2.433	0.194	6	160,320	260,2
18	9 D. SCHMITTER	SUI	Grillini Racing Team	Kawasaki ZX-10R	1'30.750	2.846	0.413	9	159,590	263,4
19	94 M. LUSSIANA	FRA	Team ASPI	BMW S1000 RR	1'31.382	3.478	0.632	7	158,486	258,4
20	119 P. SZKOPEK	POL	Team Tóth	Yamaha YZF R1	1'31.410	3.506	0.028	9	158,438	260,2
21	11 S. AL SULAITI	QAT	Pedercini Racing	Kawasaki ZX-10R	1'32.386	4.482	0.976	9	156,764	253,5
22	10 I. TÓTH	HUN	Team Tóth	Yamaha YZF R1	1'34.866	6.962	2.480	8	152,666	256,5
23	21 M. REITERBERGER	GER	Althea BMW Racing Team	BMW S1000 RR				1		227,8
24	22 A. LOWES	GBR	Pata Yamaha Official WorldSBK Team	Yamaha YZF R1				0		
25	86 S. MORAIS	RSA	Grillini Racing Team	Kawasaki ZX-10R				0		

AIR	Humidity:	80%	Temp:	12°C
TRACK	Condition:	Dry	Temp:	21°C

Lap Record:	2015 T.Sykes	1'27.640	165,250	Km/h
Best Lap:	2016 T.Sykes	1'26.712	167,020	Km/h

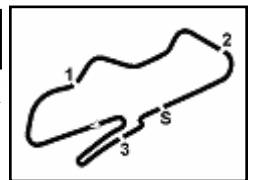
These data/results cannot be reproduced, stored and/or transmitted in whole or in part by any manner of electronic, mechanical, photocopying, recording, broadcasting or otherwise now known or herein after developed without the previous express consent by the copyright owner, except for reproduction in daily press and regular printed publications on sale to the public within 60 days of the event related to those data/results and always provided that copyright symbol appears together as follows below.

© DORNA WSBK ORGANIZATION Srl 2016

Start	End	The results are provisional until the end of the time limit for protests and appeals
29/05/2016 09:50	10:07	and the completion of the technical checks.

FICR PERDORA TIMING





UK Round, 27-28-29 May 2016 World Superbike - Results Warm Up

Session Highlights

09.50.05 Start
10.07.05 End Of Session

Fastest Laps Sequence

No.	Rider	Nat	Team	Bike	Local Time	Time	Gap	Avg
25	J. BROOKES	AUS	Milwaukee BMW	BMW S1000 RR	09:53'06.769	1'31.041		159,080
2	L. CAMIER	GBR	MV Agusta Reparto Corse	MV Agusta 1000 F4	09:53'10.808	1'29.241	-1.800	162,289
1	J. REA	GBR	Kawasaki Racing Team	Kawasaki ZX-10R	09:53'47.302	1'28.581	-0.660	163,498
69	N. HAYDEN	USA	Honda World Superbike Team	Honda CBR1000RR SP	09:54'46.818	1'28.554	-0.027	163,548
1	J. REA	GBR	Kawasaki Racing Team	Kawasaki ZX-10R	09:55'15.621	1'28.319	-0.235	163,983
7	C. DAVIES	GBR	Aruba.it Racing - Ducati	Ducati Panigale R	09:55'23.971	1'28.182	-0.137	164,238
1	J. REA	GBR	Kawasaki Racing Team	Kawasaki ZX-10R	09:58'11.919	1'28.085	-0.097	164,418
66	T. SYKES	GBR	Kawasaki Racing Team	Kawasaki ZX-10R	09:58'24.705	1'28.012	-0.073	164,555
1	J. REA	GBR	Kawasaki Racing Team	Kawasaki ZX-10R	10:01'08.759	1'27.904	-0.108	164,757

These data/results cannot be reproduced, stored and/or transmitted in whole or in part by any manner of electronic, mechanical, photocopying, recording, broadcasting or otherwise now known or herein after developed without the previous express consent by the copyright owner, except for reproduction in daily press and regular printed publications on sale to the public within 60 days of the event related to those data/results and always provided that copyright symbol appears together as follows below.

© DORNA WSBK ORGANIZATION Srl 2016

Start	End	The results are provisional until the end of the time limit for protests and appeals
29/05/2016 09:50	10:07	and the completion of the technical checks.

UK Round, 27-28-29 May 2016

World Superbike - Best Sector & Speed Warm Up

Donington Park 4.023 km

Best Lap

1	1 J. REA	Kawasaki ZX-10R	1'27.904
2	66 T. SYKES	Kawasaki ZX-10R	1'28.012
3	7 C. DAVIES	Ducati Panigale R	1'28.140
4	34 D. GIUGLIANO	Ducati Panigale R	1'28.264
5	69 N. HAYDEN	Honda CBR1000RR SP	1'28.294
6	2 L. CAMIER	MV Agusta 1000 F4	1'28.517
7	32 L. SAVADORI	Aorilia RS4 RF	1'28.916
8	60 M. VAN DER MARK	Honda CBR1000RR SP	1'28.927
9	25 J. BROOKES	BMW S1000 RR	1'29.212
10	15 A. DE ANGELIS	Aorilia RS4 RF	1'29.429
11	17 K. ABRAHAM	BMW S1000 RR	1'29.517
12	12 X. FORÉS	Ducati Panigale R	1'29.672
13	6 C. BEAUBIER	Yamaha YZF R1	1'29.839
14	99 L. SCASSA	Ducati Panigale R	1'29.912
15	13 A. WEST	Kawasaki ZX-10R	1'30.072
16	81 J. TORRES	BMW S1000 RR	1'30.143
17	40 R. RAMOS	Kawasaki ZX-10R	1'30.337
18	9 D. SCHMITTER	Kawasaki ZX-10R	1'30.750
19	94 M. LUSSIANA	BMW S1000 RR	1'31.382
20	119 P. SZKOPEK	Yamaha YZF R1	1'31.410
21	11 S. AL SULAITI	Kawasaki ZX-10R	1'32.386
22	10 I. TÓTH	Yamaha YZF R1	1'34.866
23	86 S. MORAIS	Kawasaki ZX-10R	
24	21 M. REITERBERGER	BMW S1000 RR	
25	22 A. LOWES	Yamaha YZF R1	

Top Speeds

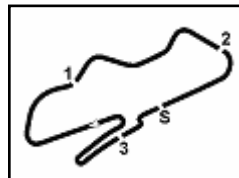
1	69 N. HAYDEN	Honda CBR1000RR SP	269.3
2	60 M. VAN DER MARK	Honda CBR1000RR SP	268.7
3	17 K. ABRAHAM	BMW S1000 RR	268.7
4	1 J. REA	Kawasaki ZX-10R	268.0
5	34 D. GIUGLIANO	Ducati Panigale R	268.0
6	66 T. SYKES	Kawasaki ZX-10R	268.0
7	15 A. DE ANGELIS	Aorilia RS4 RF	268.0
8	32 L. SAVADORI	Aorilia RS4 RF	267.3
9	25 J. BROOKES	BMW S1000 RR	266.7
10	81 J. TORRES	BMW S1000 RR	266.7
11	12 X. FORÉS	Ducati Panigale R	266.7
12	7 C. DAVIES	Ducati Panigale R	266.0
13	6 C. BEAUBIER	Yamaha YZF R1	265.4
14	13 A. WEST	Kawasaki ZX-10R	264.1
15	9 D. SCHMITTER	Kawasaki ZX-10R	263.4
16	99 L. SCASSA	Ducati Panigale R	262.8
17	2 L. CAMIER	MV Agusta 1000 F4	262.1
18	40 R. RAMOS	Kawasaki ZX-10R	260.2
19	119 P. SZKOPEK	Yamaha YZF R1	260.2
20	94 M. LUSSIANA	BMW S1000 RR	258.4
21	10 I. TÓTH	Yamaha YZF R1	256.5
22	11 S. AL SULAITI	Kawasaki ZX-10R	253.5
23	21 M. REITERBERGER	BMW S1000 RR	227.8

Seg. 1			Seg. 2			Seg. 3			Seg. 4			Seg. 5		
1	1 J. REA	18.820	1	66 T. SYKES	23.997	1	69 N. HAYDEN	11.200	1	7 C. DAVIES	10.586	1	7 C. DAVIES	22.822
2	34 D. GIUGLIANO	18.913	2	7 C. DAVIES	24.018	2	66 T. SYKES	11.244	2	1 J. REA	10.633	2	1 J. REA	22.873
3	66 T. SYKES	18.924	3	2 L. CAMIER	24.088	3	25 J. BROOKES	11.282	3	69 N. HAYDEN	10.663	3	34 D. GIUGLIANO	22.885
4	7 C. DAVIES	18.992	4	34 D. GIUGLIANO	24.099	4	1 J. REA	11.319	4	32 L. SAVADORI	10.677	4	69 N. HAYDEN	22.992
5	69 N. HAYDEN	19.005	5	1 J. REA	24.145	5	60 M. VAN DER MAR	11.323	5	34 D. GIUGLIANO	10.704	5	66 T. SYKES	23.027
6	2 L. CAMIER	19.040	6	69 N. HAYDEN	24.263	6	32 L. SAVADORI	11.331	6	66 T. SYKES	10.704	6	25 J. BROOKES	23.065
7	15 A. DE ANGELIS	19.135	7	32 L. SAVADORI	24.327	7	34 D. GIUGLIANO	11.349	7	2 L. CAMIER	10.749	7	2 L. CAMIER	23.095
8	60 M. VAN DER MAR	19.139	8	60 M. VAN DER MAR	24.367	8	15 A. DE ANGELIS	11.351	8	25 J. BROOKES	10.766	8	32 L. SAVADORI	23.108
9	6 C. BEAUBIER	19.165	9	12 X. FORÉS	24.452	9	6 C. BEAUBIER	11.365	9	60 M. VAN DER MAR	10.801	9	60 M. VAN DER MAR	23.129
10	17 K. ABRAHAM	19.182	10	6 C. BEAUBIER	24.453	10	17 K. ABRAHAM	11.384	10	12 X. FORÉS	10.868	10	13 A. WEST	23.316
11	32 L. SAVADORI	19.195	11	99 L. SCASSA	24.455	11	7 C. DAVIES	11.401	11	15 A. DE ANGELIS	10.879	11	12 X. FORÉS	23.377
12	12 X. FORÉS	19.221	12	15 A. DE ANGELIS	24.513	12	2 L. CAMIER	11.407	12	17 K. ABRAHAM	10.884	12	99 L. SCASSA	23.423
13	25 J. BROOKES	19.234	13	13 A. WEST	24.524	13	13 A. WEST	11.422	13	6 C. BEAUBIER	10.887	13	15 A. DE ANGELIS	23.441
14	81 J. TORRES	19.241	14	40 R. RAMOS	24.557	14	12 X. FORÉS	11.438	14	81 J. TORRES	10.906	14	17 K. ABRAHAM	23.451
15	99 L. SCASSA	19.334	15	25 J. BROOKES	24.563	15	99 L. SCASSA	11.479	15	99 L. SCASSA	10.916	15	40 R. RAMOS	23.495
16	40 R. RAMOS	19.357	16	17 K. ABRAHAM	24.594	16	81 J. TORRES	11.485	16	9 D. SCHMITTER	10.989	16	81 J. TORRES	23.518
17	13 A. WEST	19.444	17	81 J. TORRES	24.653	17	9 D. SCHMITTER	11.485	17	40 R. RAMOS	11.021	17	9 D. SCHMITTER	23.617
18	9 D. SCHMITTER	19.492	18	9 D. SCHMITTER	24.778	18	119 P. SZKOPEK	11.486	18	13 A. WEST	11.079	18	94 M. LUSSIANA	23.665
19	119 P. SZKOPEK	19.545	19	119 P. SZKOPEK	24.955	19	40 R. RAMOS	11.507	19	119 P. SZKOPEK	11.117	19	6 C. BEAUBIER	23.735
20	94 M. LUSSIANA	19.725	20	94 M. LUSSIANA	24.988	20	94 M. LUSSIANA	11.534	20	94 M. LUSSIANA	11.150	20	119 P. SZKOPEK	23.829
21	11 S. AL SULAITI	19.839	21	11 S. AL SULAITI	25.263	21	11 S. AL SULAITI	11.599	21	11 S. AL SULAITI	11.436	21	11 S. AL SULAITI	23.860
22	10 I. TÓTH	20.316	22	10 I. TÓTH	25.745	22	10 I. TÓTH	11.914	22	10 I. TÓTH	11.547	22	10 I. TÓTH	25.090
23	21 M. REITERBERG		23	21 M. REITERBERG	31.018	23	21 M. REITERBERG	13.769	23	21 M. REITERBERG	12.801			

29/05/2016

These data/results cannot be reproduced, stored and/or transmitted in whole or in part by any manner of electronic, mechanical, photocopying, recording, broadcasting or otherwise now known or herein after developed without the previous express consent by the copyright owner, except for reproduction in daily press and regular printed publications on sale to the public within 60 days of the event related to those data/results and always provided that copyright symbol appears together as follows below.

© DORNA WSBK ORGANIZATION Srl 2016



Donington Park 4.023 m

1 / 1

UK Round, 27-28-29 May 2016 World Superbike - Ideal Times Warm Up

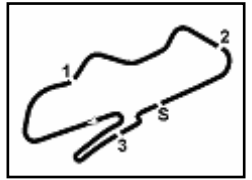
No. Rider	Nat	Bike	Seg. 1 Diff. 1	Seg. 2 Diff. 2	Seg. 3 Diff. 3	Seg. 4 Diff. 4	Seg. 5 Diff. 5	Ideal Time Best Lap	Pos.	Diff.
1 1 J. REA	GBR	Kawasaki ZX-10R	18.820 0.059	24.145	11.319 0.040	10.633	22.873 0.015	1'27.790 1'27.904	4	0.114
2 7 C. DAVIES	GBR	Ducati Panigale R	18.992 0.046	24.018 0.097	11.401 0.065	10.586 0.030	22.822 0.083	1'27.819 1'28.140	6	0.321
3 66 T. SYKES	GBR	Kawasaki ZX-10R	18.924	23.997	11.244	10.704	23.027 0.116	1'27.896 1'28.012	5	0.116
4 34 D. GIUGLIANO	ITA	Ducati Panigale R	18.913 0.206	24.099	11.349 0.058	10.704 0.050	22.885	1'27.950 1'28.264	7	0.314
5 69 N. HAYDEN	USA	Honda CBR1000RR SP	19.005	24.263	11.200	10.663 0.051	22.992 0.120	1'28.123 1'28.294	8	0.171
6 2 L. CAMIER	GBR	MV Agusta 1000 F4	19.040	24.088 0.087	11.407 0.019	10.749 0.032	23.095	1'28.379 1'28.517	9	0.138
7 32 L. SAVADORI	ITA	Aprilia RSV4 RF	19.195	24.327 0.123	11.331 0.155	10.677	23.108	1'28.638 1'28.916	10	0.278
8 60 M. VAN DER MARK	NED	Honda CBR1000RR SP	19.139 0.011	24.367 0.104	11.323 0.030	10.801 0.023	23.129	1'28.759 1'28.927	11	0.168
9 25 J. BROOKES	AUS	BMW S1000 RR	19.234 0.174	24.563 0.053	11.282 0.074	10.766 0.001	23.065	1'28.910 1'29.212	12	0.302
10 15 A. DE ANGELIS	RSM	Aprilia RSV4 RF	19.135 0.110	24.513	11.351	10.879	23.441	1'29.319 1'29.429	13	0.110
11 12 X. FORÉS	ESP	Ducati Panigale R	19.221	24.452	11.438 0.142	10.868	23.377 0.174	1'29.356 1'29.672	15	0.316
12 17 K. ABRAHAM	CZE	BMW S1000 RR	19.182	24.594	11.384	10.884	23.451 0.022	1'29.495 1'29.517	14	0.022
13 6 C. BEAUBIER	USA	Yamaha YZF R1	19.165 0.042	24.453 0.103	11.365 0.024	10.887 0.065	23.735	1'29.605 1'29.839	16	0.234
14 99 L. SCASSA	ITA	Ducati Panigale R	19.334 0.025	24.455 0.076	11.479 0.042	10.916 0.059	23.423 0.103	1'29.607 1'29.912	17	0.305
15 13 A. WEST	AUS	Kawasaki ZX-10R	19.444	24.524	11.422 0.066	11.079 0.071	23.316 0.150	1'29.785 1'30.072	18	0.287
16 81 J. TORRES	ESP	BMW S1000 RR	19.241	24.653	11.485 0.090	10.906 0.159	23.518 0.091	1'29.803 1'30.143	19	0.340
17 40 R. RAMOS	ESP	Kawasaki ZX-10R	19.357 0.078	24.557	11.507 0.228	11.021 0.094	23.495	1'29.937 1'30.337	20	0.400
18 9 D. SCHMITTER	SUI	Kawasaki ZX-10R	19.492 0.023	24.778 0.136	11.485	10.989	23.617 0.230	1'30.361 1'30.750	21	0.389
19 119 P. SZKOPEK	POL	Yamaha YZF R1	19.545 0.186	24.955	11.486 0.138	11.117	23.829 0.154	1'30.932 1'31.410	23	0.478
20 94 M. LUSSIANA	FRA	BMW S1000 RR	19.725 0.020	24.988	11.534 0.108	11.150	23.665 0.192	1'31.062 1'31.382	22	0.320
21 11 S. AL SULAITI	QAT	Kawasaki ZX-10R	19.839 0.132	25.263 0.068	11.599 0.014	11.436	23.860 0.175	1'31.997 1'32.386	24	0.389
22 10 I. TÓTH	HUN	Yamaha YZF R1	20.316	25.745	11.914 0.030	11.547 0.224	25.090	1'34.612 1'34.866	25	0.254
Overall Ideal Time			18.820	23.997	11.200	10.586	22.822	1'27.425		

29/05/2016

These data/results cannot be reproduced, stored and/or transmitted in whole or in part by any manner of electronic, mechanical, photocopying, recording, broadcasting or otherwise now known or herein after developed without the previous express consent by the copyright owner, except for reproduction in daily press and regular printed publications on sale to the public within 60 days of the event related to those data/results and always provided that copyright symbol appears together as follows below.
© DORNA WSBK ORGANIZATION Srl 2016

PIRELLI PERGOIA TUNING



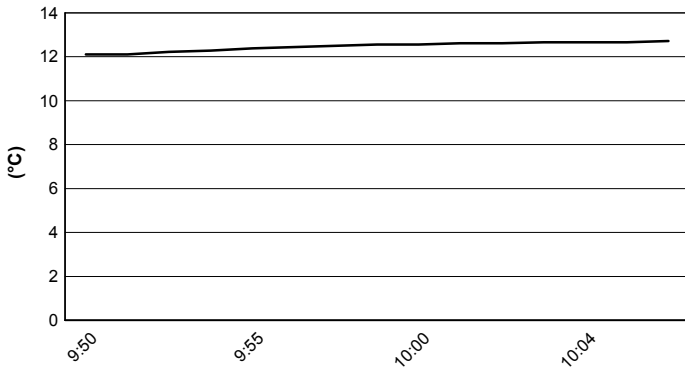


Donington Park 4.023 m

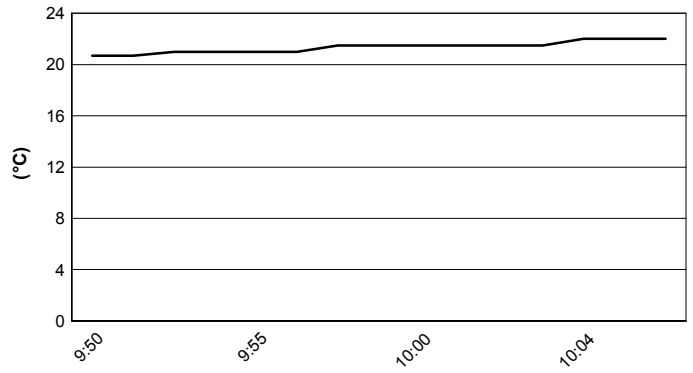
UK Round, 27-28-29 May 2016
World Superbike - Weather Report Warm Up

Session started **9:50** Session ended **10:07**

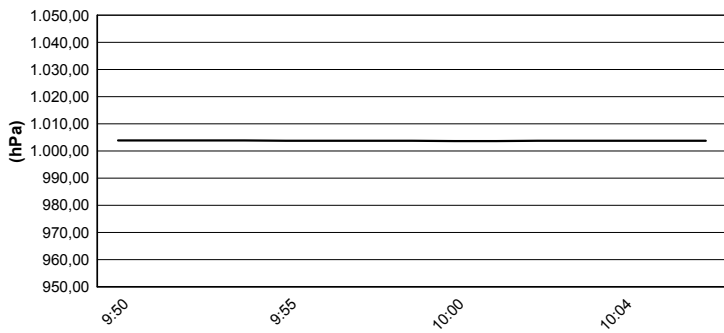
Air Temperature



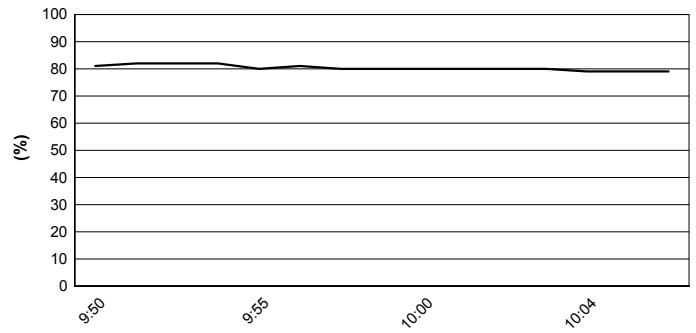
Track Temperature



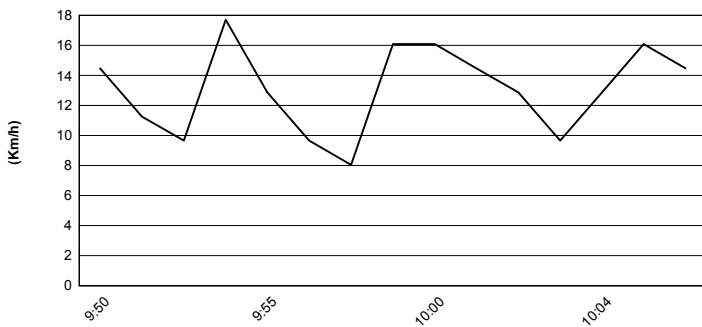
Air Pressure



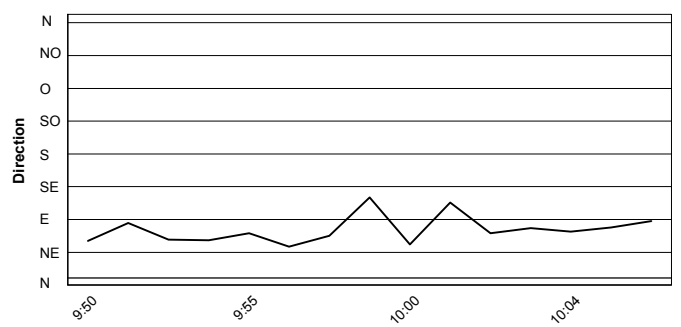
Humidity



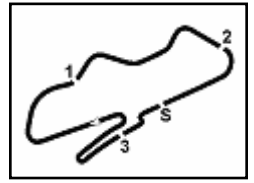
Wind Speed



Wind Direction



These data/results cannot be reproduced, stored and/or transmitted in whole or in part by any manner of electronic, mechanical, photocopying, recording, broadcasting or otherwise now known or herein after developed without the previous express consent by the copyright owner, except for reproduction in daily press and regular printed publications on sale to the public within 60 days of the event related to those data/results and always provided that copyright symbol appears together as follows below.
© DORNA WSBK ORGANIZATION Srl 2016



Donington Park 4.023 m

UK Round, 27-28-29 May 2016

World Superbike - Starting Grid - Race 2

23 Laps x 4,023 km = 92,529 km

1	66 SYKES T. Kawasaki 1'26.712 SP2	2	7 DAVIES C. Ducati 1'27.572 SP2	3	32 SAVADORI L. Aprilia 1'27.591 SP2
2	1 REA J. Kawasaki 1'27.601 SP2	4	34 GIUGLIANO D. Ducati 1'27.602 SP2	5	81 TORRES J. BMW 1'28.046 SP2
3	69 HAYDEN N. Honda 1'28.127 SP2	6	2 CAMIER L. MV Agusta 1'28.409 SP2	7	6 BEAUBIER C. Yamaha 1'28.617 SP2
4	12 FORÉS X. Ducati 1'28.663 SP2	8	17 ABRAHAM K. BMW 1'30.345 SP2	9	60 VAN DER MARK M. Honda 1'28.806 SP1
5	15 DE ANGELIS A. Aprilia 1'28.866 SP1	9	25 BROOKES J. BMW 1'29.029 SP1	10	40 RAMOS R. Kawasaki 1'29.289 SP1
6	99 SCASSA L. Ducati 1'29.377 SP1	11	13 WEST A. Kawasaki 1'29.377 SP1	11	21 REITERBERGER M. BMW 1'29.406 SP1
7	9 SCHMITTER D. Kawasaki 1'30.275 SP1	12	94 LUSSIANA M. BMW 1'30.635 SP1	12	11 AL SULAITI S. Kawasaki 1'31.378 SP1
8	119 SZKOPEK P. Yamaha 1'31.742 SP1	13	10 TÓTH I. Yamaha 1'34.549 SP1		

Jury President

..... Race Director

These data/results cannot be reproduced, stored and/or transmitted in whole or in part by any manner of electronic, mechanical, photocopying, recording, broadcasting or otherwise now known or herein after developed without the previous express consent by the copyright owner, except for reproduction in daily press and regular printed publications on sale to the public within 60 days of the event related to those data/results and always provided that copyright symbol appears together as follows below.

© DORNA WSBK ORGANIZATION Srl 2016