

UK Round, 27-28-29 May 2016

World Supersport - Results Race

Laps 20 = 80,460 Km - Time Of Race 30'29.814 - Avg. 158,298 km/h

Pos	Race	Grid	No. Rider	Nat	Team	Bike	Class	LL	Gap	Fastest Lap	Speed	Qualifying		Ranking		
												Time	Speed	R	Tot	Pos
1	1	1	K. SOFUOGLU	TUR	Kawasaki Puccetti Racing	Kawasaki ZX-6R		20		1'30.959	240,5	1'30.298	241,1	25	121	1
2	2	2	P. JACOBSEN	USA	Honda World Supersport Team	Honda CBR600RR		20	1.569	1'31.135	241,6	1'30.522	243,8	20	76	3
3	5	21	R. KRUMMENACHER	SUI	Kawasaki Puccetti Racing	Kawasaki ZX-6R		20	3.775	1'31.087	242,2	1'31.039	238,4	16	95	2
4	7	4	G. REA	GBR	GRT Racing Team	MV Agusta F3 675		20	7.204	1'31.421	243,2	1'31.205	242,2	13	65	6
5	3	81	L. STAPLEFORD	GBR	Profile Racing	Triumph Daytona 675		20	7.576	1'31.231	243,8	1'30.677	242,2	11	19	17
6	8	111	K. SMITH	GBR	CIA Landlord Insurance Honda	Honda CBR600RR		20	11.323	1'30.887	244,3	1'31.404	237,4	10	68	5
7	4	25	A. BALDOLINI	ITA	Race Department ATK#25	MV Agusta F3 675		20	11.846	1'31.275	243,2	1'30.908	243,8	9	60	7
8	13	16	J. CLUZEL	FRA	MV Agusta Reparto Corse	MV Agusta F3 675		20	15.008	1'31.323	245,5	1'31.376	242,7	8	75	4
9	6	86	A. BADOVINI	ITA	Gemar Balloons - Team Lorini	Honda CBR600RR		20	15.215	1'31.326	236,3	1'31.108	239,5	7	49	9
10	9	87	L. ZANETTI	ITA	MV Agusta Reparto Corse	MV Agusta F3 675		20	19.492	1'31.332	243,2	1'31.516	241,1	6	17	18
11	15	64	F. CARICASULO	ITA	Bardahl Evan Bros. Honda Racing	Honda CBR600RR		20	19.681	1'31.331	243,8	1'31.469	242,2	5	54	8
12	11	61	A. ZACCONE	ITA	San Carlo Team Italia	Kawasaki ZX-6R	ESS	20	20.152	1'31.743	239,5	1'31.728	239,5	4	26	14
13	10	55	I. MIKHALCHIK	UKR	DS Junior Team	Kawasaki ZX-6R	ESS	20	20.252	1'31.676	240,0	1'31.594	240,0	3	20	16
14	20	44	R. ROLFO	ITA	Team Factory Vamag	MV Agusta F3 675		20	29.140	1'32.204	241,6	1'32.508	243,2	2	15	21
15	16	78	H. OKUBO	JPN	CIA Landlord Insurance Honda	Honda CBR600RR		20	34.652	1'32.068	238,9	1'31.706	240,5	1	2	27
16	21	71	C. BERGMAN	SWE	CIA Landlord Insurance Honda	Honda CBR600RR		20	34.782	1'32.160	241,1	1'32.900	240,0			
17	19	47	A. BASSANI	ITA	San Carlo Team Italia	Kawasaki ZX-6R	ESS	20	37.813	1'32.267	247,1	1'32.465	244,3		21	15
18	17	89	A. IRWIN	GBR	Appleyard Macadam Racing, with Inte	Yamaha YZF R6		20	38.218	1'32.447	240,5	1'32.059	238,4			
19	29	41	A. WAGNER	AUS	GRT Racing Team	MV Agusta F3 675		20	47.846	1'32.735	239,5	1'34.012	237,9		7	22
20	22	63	Z. KHAIRUDDIN	MAS	Orelac Racing VerdNatura	Kawasaki ZX-6R		20	48.640	1'32.830	243,2	1'33.042	243,2		40	10
21	26	77	K. RYDE	GBR	Schmidt Racing	MV Agusta F3 675		20	49.212	1'32.722	238,4	1'33.650	236,8		7	24
22	33	96	J. ORELLANA	ESP	WILSport Racedays Honda	Honda CBR600RR	ESS	20	1'00.765	1'33.488	239,5	1'34.377	237,9			
23	28	74	J. VAN SIKKELERUS	NED	MTM Team	Yamaha YZF R6	ESS	20	1'00.942	1'33.672	239,5	1'33.938	238,4			
24	24	10	N. CALERO	ESP	Orelac Racing VerdNatura	Kawasaki ZX-6R		20	1'04.553	1'33.794	242,7	1'33.364	240,0		1	29
25	23	35	S. HILL	GBR	CIA Landlord Insurance Honda	Honda CBR600RR		20	1'05.015	1'33.851	236,8	1'33.352	236,8			
26	25	23	C. TANGRE	FRA	Team Yohann Moto Sport	Suzuki GSX-R600	ESS	20	1'09.420	1'33.642	239,5	1'33.444	239,5		1	28
27	30	6	D. STIRPE	ITA	Scuderia Maranga Racing	Kawasaki ZX-6R	ESS	20	1'17.153	1'34.076	239,5	1'34.017	240,5			
28	27	83	L. EPIS	AUS	Response RE Racing	Kawasaki ZX-6R		20	1'17.383	1'33.608	238,9	1'33.789	234,8			
29	31	12	C. GOBBI	ITA	VFT Racing	Yamaha YZF R6	ESS	19	1 Lap	1'33.714	238,9	1'34.061	237,9			
30	35	7	A. LICCIARDI	BEL	R2 MotorRacing Team	Kawasaki ZX-6R	ESS	19	1 Lap	1'34.283	236,8	1'34.781	236,8			
-----Not Classified-----																
RET	12	69	O. JEZEK	CZE	Team GoEleven	Kawasaki ZX-6R		8	12 Laps	1'32.366	241,6	1'34.576	236,3		33	11
RET	14	11	C. GAMARINO	ITA	Team GoEleven	Kawasaki ZX-6R		6	14 Laps	1'31.358	239,5	1'31.459	236,8		30	13
RET	18	88	N. TEROL	ESP	Schmidt Racing	MV Agusta F3 675		3	17 Laps	1'34.444	236,3	1'32.161	237,9		31	12
RET	32	50	B. ORTT	CAN	WILSport Racedays Honda	Honda CBR600RR	ESS	2	18 Laps	1'35.345	235,8	1'34.235	236,8			

AIR	Humidity:	78%	Temp:	13°C
TRACK	Condition:	Dry	Temp:	27°C

Fastest Lap	11° Kyle Smith	1'30.887	159,350	Km/h
Lap Record:	2015 J.Cluzel	1'30.425	160,160	Km/h
Best Lap	2015 K.Sofuoqlu	1'29.925	161,050	Km/h

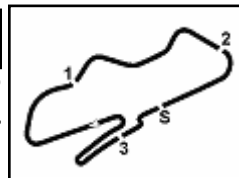
LAP LEADERS				
No. Rider	From	To	Laps	Total
1 K. SOFUOGLU	1	20	20	20

TOTAL LEADER LAPS				
No. Rider	Laps			
1 K. SOFUOGLU	55	4	G. REA	1
2 P. JACOBSEN	18	111	K. SMITH	1
63 Z. KHAIRUDDIN	9			
21 R. KRUMMENACHER	6			
13 A. WEST	4			
16 J. CLUZEL	4			
86 A. BADOVINI	4			

Start 12:00 End 12:32 The results are provisional until the end of the time limit for protests and appeals and the completion of the technical checks.

29/05/2016
These data/results cannot be reproduced, stored and/or transmitted in whole or in part by any manner of electronic, mechanical, photocopying, recording, broadcasting or otherwise now known or herein after developed without the previous express consent by the copyright owner, except for reproduction in daily press and regular printed publications on sale to the public within 60 days of the event related to those data/results and always provided that copyright symbol appears together as follows below.

© DORNA WSBK ORGANIZATION Srl 2016



UK Round, 27-28-29 May 2016 World Supersport - Results Race

RACE HIGHLIGHTS

11.57.56		Warm-up Lap Start
12.00.51		Start
12.03.14		No Jump Start
12.05.03	50 Ortt	Crashed - Turn 9
12.05.22	88 Terol	Entered Pits
12.09.55	50 Ortt	Out
12.10.06	88 Terol	Out
12.11.03	11 Gamarino	Technical Problem - Turn 9
12.11.31	11 Gamarino	Out
12.13.06	69 Jezek	Crashed - Turn 12
12.13.18	69 Jezek	Re-joined
12.13.20	69 Jezek	Entered Pits
12.13.38	69 Jezek	Out
12.32.36		End Of Session

Start End The results are provisional until the end of the time limit for protests and appeals
29/05/2016 12:00 12:32 and the completion of the technical checks.

These data/results cannot be reproduced, stored and/or transmitted in whole or in part by any manner of electronic, mechanical, photocopying, recording, broadcasting or otherwise now known or herein after developed without the previous express consent by the copyright owner, except for reproduction in daily press and regular printed publications on sale to the public within 60 days of the event related to those data/results and always provided that copyright symbol appears together as follows below.

© DORNA WSBK ORGANIZATION Srl 2016

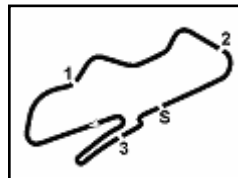
FKR PERUGIA TIMING



Official Tyre Supplier



Official Timekeeper



UK Round, 27-28-29 May 2016

World Supersport - Lap Chart Race

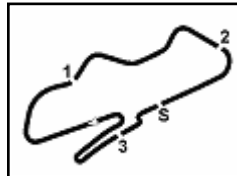
Pos	Lap																			
	1	2	3	4	5	6	7	8	9	10	11	12	13	14	15	16	17	18	19	20
1	1	1	1	1	1	1	1	1	1	1	1	1	1	1	1	1	1	1	1	1
2	2	2	2	2	2	2	2	2	2	2	2	2	2	2	2	2	2	2	2	2
3	81	21	21	21	21	21	21	21	21	21	21	21	21	21	21	21	21	21	21	21
4	21	81	81	81	81	81	81	4	4	4	4	4	4	4	4	4	4	4	4	4
5	25	25	4	4	4	4	4	81	81	81	81	81	81	81	81	81	81	81	81	81
6	4	4	86	86	86	86	86	86	86	86	86	86	86	86	86	86	25	25	111	111
7	86	86	25	87	87	87	25	25	25	25	25	25	25	25	25	25	86	111	25	25
8	55	87	87	16	16	25	87	16	16	16	16	16	16	16	111	111	111	86	86	16
9	87	16	16	25	25	16	16	87	87	87	87	111	111	16	16	16	16	16	86	86
10	16	11	64	64	64	11	64	64	64	64	64	111	87	87	87	87	64	87	87	87
11	61	64	11	11	11	64	111	111	111	111	111	64	64	64	64	64	87	64	64	64
12	11	55	55	111	111	111	61	61	61	61	61	61	61	61	61	61	61	61	61	61
13	64	61	111	55	61	61	55	55	55	55	55	55	55	55	55	55	55	55	55	55
14	111	111	61	61	55	55	44	44	44	44	44	44	44	44	44	44	44	44	44	44
15	89	89	89	89	89	89	89	89	89	89	89	89	47	89	47	71	71	71	71	78
16	69	69	44	44	44	44	69	47	47	47	47	47	89	47	71	78	78	78	78	71
17	47	44	69	47	69	69	47	77	71	71	71	71	71	71	89	89	89	89	47	47
18	44	47	47	69	47	47	77	71	77	78	78	78	78	78	78	47	47	47	89	89
19	35	77	77	77	77	77	78	78	78	77	77	77	77	77	63	63	41	63	63	41
20	77	35	41	41	78	78	71	63	63	63	63	63	63	63	41	41	63	41	41	63
21	41	41	35	78	41	71	41	41	41	41	41	41	41	41	77	77	77	77	77	77
22	23	78	78	35	71	41	63	96	96	96	96	96	96	96	96	96	96	96	96	96
23	78	23	63	71	63	63	23	23	23	23	23	23	23	23	23	23	74	74	74	74
24	63	63	71	63	35	35	35	35	74	74	74	74	74	74	74	74	35	35	10	10
25	10	10	23	23	23	23	96	74	35	35	35	35	10	35	35	35	10	10	35	35
26	74	96	10	10	96	96	10	10	10	10	10	10	35	10	10	10	23	23	23	23
27	96	71	96	96	10	10	74	83	83	83	83	83	83	83	83	83	6	6	6	6
28	71	74	74	74	74	74	12	12	6	6	6	6	6	6	6	6	83	83	83	83
29	50	12	12	12	12	12	83	6	12	12	12	12	12	12	12	12	12	12	12	12
30	12	50	83	6	6	6	6	7	7	7	7	7	7	7	7	7	7	7	7	7
31	83	83	6	83	83	83	7	69												
32	7	6	7	7	7	7														
33	6	7	88																	
34	88	88																		

Final Result		
1	1 K. SOFUOGLU	Laps 20
2	2 P. JACOBSEN	1.569
3	21 R. KRUMMENACHER	3.775
4	4 G. REA	7.204
5	81 L. STAPLEFORD	7.576
6	111 K. SMITH	11.323
7	25 A. BALDOLINI	11.846
8	16 J. CLUZEL	15.008
9	86 A. BADOVINI	15.215
10	87 L. ZANETTI	19.492
11	64 F. CARICASULO	19.681
12	61 A. ZACCONE	20.152
13	55 I. MIKHALCHIK	20.252
14	44 R. ROLFO	29.140
15	78 H. OKUBO	34.652
16	71 C. BERGMAN	34.782
17	47 A. BASSANI	37.813
18	89 A. IRWIN	38.218
19	41 A. WAGNER	47.846
20	63 Z. KHAIRUDDIN	48.640
21	77 K. RYDE	49.212
22	96 J. ORELLANA	1'00.765
23	74 J. VAN SIKKELERUS	1'00.942
24	10 N. CALERO	1'04.553
25	35 S. HILL	1'05.015
26	23 C. TANGRE	1'09.420
27	6 D. STIRPE	1'17.153
28	83 L. EPIS	1'17.383
29	12 C. GOBBI	1 Lap
30	7 A. LICCIARDI	1 Lap
RET	69 O. JEZEK	12 Laps
RET	11 C. GAMARINO	14 Laps
RET	88 N. TEROL	17 Laps
RET	50 B. ORTT	18 Laps

These data/results cannot be reproduced, stored and/or transmitted in whole or in part by any manner of electronic, mechanical, photocopying, recording, broadcasting or otherwise now known or herein after developed without the previous express consent by the copyright owner, except for reproduction in daily press and regular printed publications on sale to the public within 60 days of the event related to those data/results and always provided that copyright symbol appears together as follows below.

© DORNA WSBK ORGANIZATION Srl 2016





UK Round, 27-28-29 May 2016

World Supersport - Lap Chart Race

2 / 4

Lap 1

1	1 K.Sofuoglu (TUR)	
2	2 P.Jacobsen (USA)	0.145
3	81 L.Stapleford (GBR)	0.908
4	21 R.Krummenacher (SU)	1.154
5	25 A.Baldolini (ITA)	1.349
6	4 G.Rea (GBR)	1.549
7	86 A.Badovini (ITA)	2.036
8	55 I.Mikhailchik (UKR)	2.297
9	87 L.Zanetti (ITA)	2.509
10	16 J.Cluzel (FRA)	2.654
11	61 A.Zacccone (ITA)	2.960
12	11 C.Gamarino (ITA)	3.154
13	64 F.Caricasulo (ITA)	3.344
14	111 K.Smith (GBR)	3.616
15	89 A.Irwin (GBR)	3.896
16	69 O.Jezek (CZE)	4.193
17	47 A.Bassani (ITA)	4.293
18	44 R.Rolfo (ITA)	4.534
19	35 S.Hill (GBR)	5.526
20	77 K.Ryde (GBR)	5.855
21	41 A.Wagner (AUS)	6.122
22	23 C.Tangre (FRA)	6.472
23	78 H.Okubo (JPN)	6.535
24	63 Z.Khairuddin (MAS)	6.839
25	10 N.Calero (ESP)	7.064
26	74 J.van Sikkelerus (NED)	7.354
27	96 J.Orellana (ESP)	7.545
28	71 C.Bergman (SWE)	7.786
29	50 B.Ort (CAN)	8.293
30	12 C.Gobbi (ITA)	8.334
31	83 L.Epis (AUS)	8.496
32	7 A.Licciardi (BEL)	8.847
33	6 D.Stirpe (ITA)	8.878
34	88 N.Terol (ESP)	10.585

Lap 2

1	1 K.Sofuoglu (TUR)	
2	2 P.Jacobsen (USA)	0.429
3	21 R.Krummenacher (SU)	1.369
4	81 L.Stapleford (GBR)	1.682
5	25 A.Baldolini (ITA)	1.923
6	4 G.Rea (GBR)	2.030
7	86 A.Badovini (ITA)	2.420
8	87 L.Zanetti (ITA)	3.095
9	16 J.Cluzel (FRA)	3.432
10	11 C.Gamarino (ITA)	4.213
11	64 F.Caricasulo (ITA)	4.527
12	55 I.Mikhailchik (UKR)	4.875
13	61 A.Zacccone (ITA)	5.174
14	111 K.Smith (GBR)	5.385
15	89 A.Irwin (GBR)	6.040
16	69 O.Jezek (CZE)	6.393
17	44 R.Rolfo (ITA)	6.590
18	47 A.Bassani (ITA)	6.842
19	77 K.Ryde (GBR)	8.017
20	35 S.Hill (GBR)	8.277
21	41 A.Wagner (AUS)	8.460
22	78 H.Okubo (JPN)	9.271
23	23 C.Tangre (FRA)	10.281
24	63 Z.Khairuddin (MAS)	10.341
25	10 N.Calero (ESP)	10.603
26	96 J.Orellana (ESP)	10.658
27	71 C.Bergman (SWE)	10.865
28	74 J.van Sikkelerus (NED)	11.260
29	12 C.Gobbi (ITA)	12.025
30	50 B.Ort (CAN)	12.433
31	83 L.Epis (AUS)	12.755
32	6 D.Stirpe (ITA)	13.186
33	7 A.Licciardi (BEL)	13.526
34	88 N.Terol (ESP)	13.824

Lap 3

1	1 K.Sofuoglu (TUR)	
2	2 P.Jacobsen (USA)	0.756
3	21 R.Krummenacher (SU)	1.882

4	81 L.Stapleford (GBR)	2.207
5	4 G.Rea (GBR)	2.419
6	86 A.Badovini (ITA)	3.001
7	25 A.Baldolini (ITA)	3.162
8	87 L.Zanetti (ITA)	3.354
9	16 J.Cluzel (FRA)	3.682
10	64 F.Caricasulo (ITA)	4.785
11	11 C.Gamarino (ITA)	5.148
12	55 I.Mikhailchik (UKR)	5.836
13	111 K.Smith (GBR)	6.298
14	61 A.Zacccone (ITA)	6.558
15	89 A.Irwin (GBR)	7.414
16	44 R.Rolfo (ITA)	8.001
17	69 O.Jezek (CZE)	8.151
18	47 A.Bassani (ITA)	8.426
19	77 K.Ryde (GBR)	9.666
20	41 A.Wagner (AUS)	10.662
21	35 S.Hill (GBR)	11.087
22	78 H.Okubo (JPN)	11.247
23	63 Z.Khairuddin (MAS)	12.463
24	71 C.Bergman (SWE)	12.999
25	23 C.Tangre (FRA)	13.480
26	10 N.Calero (ESP)	13.796
27	96 J.Orellana (ESP)	14.026
28	74 J.van Sikkelerus (NED)	14.549
29	12 C.Gobbi (ITA)	14.666
30	83 L.Epis (AUS)	16.022
31	6 D.Stirpe (ITA)	16.276
32	7 A.Licciardi (BEL)	16.736
33	88 N.Terol (ESP)	21.136

Lap 4

1	1 K.Sofuoglu (TUR)	
2	2 P.Jacobsen (USA)	0.929
3	21 R.Krummenacher (SU)	2.130
4	81 L.Stapleford (GBR)	2.552
5	4 G.Rea (GBR)	2.887
6	86 A.Badovini (ITA)	3.240
7	87 L.Zanetti (ITA)	3.778
8	16 J.Cluzel (FRA)	4.161
9	25 A.Baldolini (ITA)	4.771
10	64 F.Caricasulo (ITA)	5.101
11	11 C.Gamarino (ITA)	5.538
12	111 K.Smith (GBR)	6.861
13	55 I.Mikhailchik (UKR)	7.176
14	61 A.Zacccone (ITA)	7.534
15	89 A.Irwin (GBR)	8.808
16	44 R.Rolfo (ITA)	9.118
17	47 A.Bassani (ITA)	9.606
18	69 O.Jezek (CZE)	9.853
19	77 K.Ryde (GBR)	11.586
20	41 A.Wagner (AUS)	13.076
21	78 H.Okubo (JPN)	13.354
22	35 S.Hill (GBR)	14.293
23	71 C.Bergman (SWE)	14.599
24	63 Z.Khairuddin (MAS)	15.256
25	23 C.Tangre (FRA)	16.299
26	10 N.Calero (ESP)	16.922
27	96 J.Orellana (ESP)	17.151
28	74 J.van Sikkelerus (NED)	17.638
29	12 C.Gobbi (ITA)	17.799
30	6 D.Stirpe (ITA)	19.798
31	83 L.Epis (AUS)	19.893
32	7 A.Licciardi (BEL)	20.557

Lap 5

1	1 K.Sofuoglu (TUR)	
2	2 P.Jacobsen (USA)	1.367
3	21 R.Krummenacher (SU)	2.152
4	81 L.Stapleford (GBR)	2.955
5	4 G.Rea (GBR)	3.243
6	86 A.Badovini (ITA)	3.543
7	87 L.Zanetti (ITA)	4.389
8	16 J.Cluzel (FRA)	4.789
9	25 A.Baldolini (ITA)	4.981
10	64 F.Caricasulo (ITA)	5.485

11	11 C.Gamarino (ITA)	5.831
12	111 K.Smith (GBR)	7.681
13	61 A.Zacccone (ITA)	8.529
14	55 I.Mikhailchik (UKR)	8.786
15	89 A.Irwin (GBR)	10.230
16	44 R.Rolfo (ITA)	10.757
17	69 O.Jezek (CZE)	11.499
18	47 A.Bassani (ITA)	11.591
19	77 K.Ryde (GBR)	13.471
20	78 H.Okubo (JPN)	15.442
21	41 A.Wagner (AUS)	16.726
22	71 C.Bergman (SWE)	16.884
23	63 Z.Khairuddin (MAS)	17.395
24	35 S.Hill (GBR)	18.213
25	23 C.Tangre (FRA)	18.884
26	96 J.Orellana (ESP)	20.211
27	10 N.Calero (ESP)	20.556
28	74 J.van Sikkelerus (NED)	20.817
29	12 C.Gobbi (ITA)	21.006
30	6 D.Stirpe (ITA)	22.884
31	83 L.Epis (AUS)	23.192
32	7 A.Licciardi (BEL)	24.145

Lap 6

1	1 K.Sofuoglu (TUR)	
2	2 P.Jacobsen (USA)	1.938
3	21 R.Krummenacher (SU)	2.282
4	81 L.Stapleford (GBR)	3.792
5	4 G.Rea (GBR)	4.054
6	86 A.Badovini (ITA)	4.324
7	87 L.Zanetti (ITA)	5.321
8	25 A.Baldolini (ITA)	5.639
9	16 J.Cluzel (FRA)	6.019
10	11 C.Gamarino (ITA)	6.384
11	64 F.Caricasulo (ITA)	6.435
12	111 K.Smith (GBR)	8.483
13	61 A.Zacccone (ITA)	9.640
14	55 I.Mikhailchik (UKR)	9.919
15	89 A.Irwin (GBR)	12.343
16	44 R.Rolfo (ITA)	12.731
17	69 O.Jezek (CZE)	12.906
18	47 A.Bassani (ITA)	13.151
19	77 K.Ryde (GBR)	15.353
20	78 H.Okubo (JPN)	17.301
21	71 C.Bergman (SWE)	18.607
22	41 A.Wagner (AUS)	19.120
23	63 Z.Khairuddin (MAS)	19.409
24	35 S.Hill (GBR)	21.331
25	23 C.Tangre (FRA)	21.668
26	96 J.Orellana (ESP)	22.740
27	10 N.Calero (ESP)	23.418
28	74 J.van Sikkelerus (NED)	23.854
29	12 C.Gobbi (ITA)	24.689
30	6 D.Stirpe (ITA)	26.183
31	83 L.Epis (AUS)	26.263
32	7 A.Licciardi (BEL)	27.755

Lap 7

1	1 K.Sofuoglu (TUR)	
2	2 P.Jacobsen (USA)	1.967
3	21 R.Krummenacher (SU)	2.326
4	81 L.Stapleford (GBR)	4.101
5	4 G.Rea (GBR)	4.334
6	86 A.Badovini (ITA)	4.554
7	25 A.Baldolini (ITA)	5.978
8	87 L.Zanetti (ITA)	6.429
9	16 J.Cluzel (FRA)	6.606
10	64 F.Caricasulo (ITA)	8.255
11	111 K.Smith (GBR)	10.585
12	61 A.Zacccone (ITA)	11.756
13	55 I.Mikhailchik (UKR)	12.048
14	44 R.Rolfo (ITA)	14.281
15	89 A.Irwin (GBR)	14.595
16	69 O.Jezek (CZE)	14.859
17	47 A.Bassani (ITA)	15.107
18	77 K.Ryde (GBR)	18.224

Lap 8

1	1 K.Sofuoglu (TUR)	
2	2 P.Jacobsen (USA)	2.147
3	21 R.Krummenacher (SU)	2.426
4	4 G.Rea (GBR)	4.729
5	81 L.Stapleford (GBR)	5.102
6	86 A.Badovini (ITA)	5.138
7	25 A.Baldolini (ITA)	6.415
8	16 J.Cluzel (FRA)	7.535
9	87 L.Zanetti (ITA)	7.771
10	64 F.Caricasulo (ITA)	8.830
11	111 K.Smith (GBR)	11.342
12	61 A.Zacccone (ITA)	12.867
13	55 I.Mikhailchik (UKR)	13.145
14	44 R.Rolfo (ITA)	15.306
15	89 A.Irwin (GBR)	15.906
16	47 A.Bassani (ITA)	16.320
17	77 K.Ryde (GBR)	20.609
18	71 C.Bergman (SWE)	21.160
19	78 H.Okubo (JPN)	21.617
20	63 Z.Khairuddin (MAS)	23.908
21	41 A.Wagner (AUS)	24.721
22	96 J.Orellana (ESP)	28.676
23	23 C.Tangre (FRA)	29.185
24	35 S.Hill (GBR)	29.454
25	74 J.van Sikkelerus (NED)	29.520
26	10 N.Calero (ESP)	29.965
27	83 L.Epis (AUS)	31.572
28	12 C.Gobbi (ITA)	32.866
29	6 D.Stirpe (ITA)	33.268
30	7 A.Licciardi (BEL)	34.570
31	69 O.Jezek (CZE)	43.656

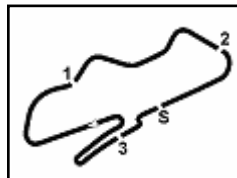
Lap 9

1	1 K.Sofuoglu (TUR)	
2	2 P.Jacobsen (USA)	2.147
3	21 R.Krummenacher (SU)	2.465
4	4 G.Rea (GBR)	5.345
5	81 L.Stapleford (GBR)	5.610
6	86 A.Badovini (ITA)	5.869
7	25 A.Baldolini (ITA)	6.662
8	16 J.Cluzel (FRA)	8.339
9	87 L.Zanetti (ITA)	8.644
10	64 F.Caricasulo (ITA)	9.524
11	111 K.Smith (GBR)	11.835
12	61 A.Zacccone (ITA)	13.776
13	55 I.Mikhailchik (UKR)	14.029
14	44 R.Rolfo (ITA)	16.384
15	89 A.Irwin (GBR)	17.256
16	47 A.Bassani (ITA)	17.679
17	71 C.Bergman (SWE)	22.090
18	77 K.Ryde (GBR)	22.898
19	78 H.Okubo (JPN)	23.029
20	63 Z.Khairuddin (MAS)	26.149
21	41 A.Wagner (AUS)	26.732
22	96 J.Orellana (ESP)	31.024
23	23 C.Tangre (FRA)	31.637
24	74 J.van Sikkelerus (NED)	32.113
25	35 S.Hill (GBR)	32.702
26	10 N.Calero (ESP)	32.869
27	83 L.Epis (AUS)	34.441
28	6 D.Stirpe (ITA)	36.878

These data/results cannot be reproduced, stored and/or transmitted in whole or in part by any manner of electronic, mechanical, photocopying, recording, broadcasting or otherwise now known or herein after developed without the previous express consent by the copyright owner, except for reproduction in daily press and regular printed publications on sale to the public within 60 days of the event related to those data/results and always provided that copyright symbol appears together as follows below.

© DORNA WSBK ORGANIZATION Srl 2016





UK Round, 27-28-29 May 2016

World Supersport - Lap Chart Race

29	12 C.Gobbi (ITA)	37.165
30	7 A.Licciardi (BEL)	45.050

Lap 10

1	1 K.Sofuoglu (TUR)	
2	2 P.Jacobsen (USA)	2.424
3	21 R.Krummenacher (SU)	2.776
4	4 G.Rea (GBR)	5.775
5	81 L.Stapleford (GBR)	6.286
6	86 A.Badovini (ITA)	6.491
7	25 A.Baldolini (ITA)	7.141
8	16 J.Cluzel (FRA)	9.364
9	87 L.Zanetti (ITA)	9.749
10	64 F.Caricasulo (ITA)	10.963
11	111 K.Smith (GBR)	12.110
12	61 A.Zacccone (ITA)	14.585
13	55 I.Mikhailchik (UKR)	15.038
14	44 R.Rolfo (ITA)	17.777
15	89 A.Irwin (GBR)	18.791
16	47 A.Bassani (ITA)	19.110
17	71 C.Bergman (SWE)	23.376
18	78 H.Okubo (JPN)	24.457
19	77 K.Ryde (GBR)	25.081
20	63 Z.Khairuddin (MAS)	28.358
21	41 A.Wagner (AUS)	28.743
22	96 J.Orellana (ESP)	33.873
23	23 C.Tangre (FRA)	34.552
24	74 J.van Sikkelerus (NED)	34.775
25	35 S.Hill (GBR)	35.640
26	10 N.Calero (ESP)	36.262
27	83 L.Epis (AUS)	36.993
28	6 D.Stirpe (ITA)	39.898
29	12 C.Gobbi (ITA)	41.140
30	7 A.Licciardi (BEL)	50.761

Lap 11

1	1 K.Sofuoglu (TUR)	
2	2 P.Jacobsen (USA)	2.299
3	21 R.Krummenacher (SU)	2.638
4	4 G.Rea (GBR)	6.007
5	81 L.Stapleford (GBR)	6.607
6	86 A.Badovini (ITA)	6.827
7	25 A.Baldolini (ITA)	7.393
8	16 J.Cluzel (FRA)	9.907
9	87 L.Zanetti (ITA)	10.226
10	64 F.Caricasulo (ITA)	11.402
11	111 K.Smith (GBR)	11.705
12	61 A.Zacccone (ITA)	15.147
13	55 I.Mikhailchik (UKR)	15.577
14	44 R.Rolfo (ITA)	18.904
15	89 A.Irwin (GBR)	20.027
16	47 A.Bassani (ITA)	20.304
17	71 C.Bergman (SWE)	24.395
18	78 H.Okubo (JPN)	25.459
19	77 K.Ryde (GBR)	27.068
20	63 Z.Khairuddin (MAS)	30.381
21	41 A.Wagner (AUS)	30.890
22	96 J.Orellana (ESP)	36.627
23	23 C.Tangre (FRA)	37.074
24	74 J.van Sikkelerus (NED)	37.303
25	35 S.Hill (GBR)	38.414
26	10 N.Calero (ESP)	38.883
27	83 L.Epis (AUS)	39.709
28	6 D.Stirpe (ITA)	43.082
29	12 C.Gobbi (ITA)	45.780
30	7 A.Licciardi (BEL)	56.233

Lap 12

1	1 K.Sofuoglu (TUR)	
2	2 P.Jacobsen (USA)	2.443
3	21 R.Krummenacher (SU)	2.753
4	4 G.Rea (GBR)	6.274
5	81 L.Stapleford (GBR)	7.028
6	86 A.Badovini (ITA)	7.254
7	25 A.Baldolini (ITA)	7.646
8	16 J.Cluzel (FRA)	10.432

9	87 L.Zanetti (ITA)	11.500
10	111 K.Smith (GBR)	11.793
11	64 F.Caricasulo (ITA)	12.174
12	61 A.Zacccone (ITA)	15.805
13	55 I.Mikhailchik (UKR)	16.317
14	44 R.Rolfo (ITA)	19.936
15	89 A.Irwin (GBR)	21.624
16	47 A.Bassani (ITA)	21.693
17	71 C.Bergman (SWE)	25.789
18	78 H.Okubo (JPN)	26.699
19	77 K.Ryde (GBR)	29.511
20	63 Z.Khairuddin (MAS)	32.522
21	41 A.Wagner (AUS)	32.943
22	96 J.Orellana (ESP)	39.280
23	23 C.Tangre (FRA)	39.734
24	74 J.van Sikkelerus (NED)	39.981
25	35 S.Hill (GBR)	41.690
26	10 N.Calero (ESP)	41.777
27	83 L.Epis (AUS)	46.252
28	6 D.Stirpe (ITA)	46.953
29	12 C.Gobbi (ITA)	51.376
30	7 A.Licciardi (BEL)	1'01.353

Lap 13

1	1 K.Sofuoglu (TUR)	
2	2 P.Jacobsen (USA)	2.403
3	21 R.Krummenacher (SU)	3.048
4	4 G.Rea (GBR)	6.451
5	81 L.Stapleford (GBR)	7.293
6	86 A.Badovini (ITA)	7.616
7	25 A.Baldolini (ITA)	8.211
8	16 J.Cluzel (FRA)	11.245
9	111 K.Smith (GBR)	12.335
10	87 L.Zanetti (ITA)	13.175
11	64 F.Caricasulo (ITA)	13.477
12	61 A.Zacccone (ITA)	16.792
13	55 I.Mikhailchik (UKR)	17.046
14	44 R.Rolfo (ITA)	20.897
15	47 A.Bassani (ITA)	23.675
16	89 A.Irwin (GBR)	23.930
17	71 C.Bergman (SWE)	26.816
18	78 H.Okubo (JPN)	27.745
19	77 K.Ryde (GBR)	32.341
20	63 Z.Khairuddin (MAS)	34.443
21	41 A.Wagner (AUS)	34.749
22	96 J.Orellana (ESP)	41.582
23	23 C.Tangre (FRA)	42.100
24	74 J.van Sikkelerus (NED)	42.495
25	10 N.Calero (ESP)	45.222
26	35 S.Hill (GBR)	45.541
27	83 L.Epis (AUS)	49.460
28	6 D.Stirpe (ITA)	50.349
29	12 C.Gobbi (ITA)	56.477
30	7 A.Licciardi (BEL)	1'14.365

Lap 14

1	1 K.Sofuoglu (TUR)	
2	2 P.Jacobsen (USA)	2.316
3	21 R.Krummenacher (SU)	3.066
4	4 G.Rea (GBR)	6.697
5	81 L.Stapleford (GBR)	7.650
6	86 A.Badovini (ITA)	8.155
7	25 A.Baldolini (ITA)	8.498
8	16 J.Cluzel (FRA)	11.825
9	111 K.Smith (GBR)	11.987
10	87 L.Zanetti (ITA)	14.061
11	64 F.Caricasulo (ITA)	14.523
12	61 A.Zacccone (ITA)	17.475
13	55 I.Mikhailchik (UKR)	17.778
14	44 R.Rolfo (ITA)	22.006
15	89 A.Irwin (GBR)	26.057
16	47 A.Bassani (ITA)	26.182
17	71 C.Bergman (SWE)	28.055
18	78 H.Okubo (JPN)	28.551
19	77 K.Ryde (GBR)	35.679
20	63 Z.Khairuddin (MAS)	36.551

21	41 A.Wagner (AUS)	36.930
22	96 J.Orellana (ESP)	44.366
23	23 C.Tangre (FRA)	44.733
24	74 J.van Sikkelerus (NED)	44.905
25	35 S.Hill (GBR)	48.671
26	10 N.Calero (ESP)	48.907
27	83 L.Epis (AUS)	54.016
28	6 D.Stirpe (ITA)	54.195
29	12 C.Gobbi (ITA)	1'02.079
30	7 A.Licciardi (BEL)	1'20.414

Lap 15

1	1 K.Sofuoglu (TUR)	
2	2 P.Jacobsen (USA)	2.280
3	21 R.Krummenacher (SU)	3.352
4	4 G.Rea (GBR)	6.827
5	81 L.Stapleford (GBR)	7.863
6	86 A.Badovini (ITA)	8.897
7	25 A.Baldolini (ITA)	9.351
8	111 K.Smith (GBR)	12.346
9	16 J.Cluzel (FRA)	12.532
10	87 L.Zanetti (ITA)	15.434
11	64 F.Caricasulo (ITA)	15.618
12	61 A.Zacccone (ITA)	17.867
13	55 I.Mikhailchik (UKR)	18.262
14	44 R.Rolfo (ITA)	23.424
15	47 A.Bassani (ITA)	28.473
16	71 C.Bergman (SWE)	28.864
17	89 A.Irwin (GBR)	29.085
18	78 H.Okubo (JPN)	29.464
19	63 Z.Khairuddin (MAS)	38.557
20	41 A.Wagner (AUS)	38.861
21	77 K.Ryde (GBR)	39.045
22	96 J.Orellana (ESP)	47.319
23	23 C.Tangre (FRA)	47.564
24	74 J.van Sikkelerus (NED)	47.713
25	35 S.Hill (GBR)	51.450
26	10 N.Calero (ESP)	51.704
27	83 L.Epis (AUS)	57.942
28	6 D.Stirpe (ITA)	58.053
29	12 C.Gobbi (ITA)	1'07.311
30	7 A.Licciardi (BEL)	1'25.661

Lap 16

1	1 K.Sofuoglu (TUR)	
2	2 P.Jacobsen (USA)	2.014
3	21 R.Krummenacher (SU)	3.209
4	4 G.Rea (GBR)	6.928
5	81 L.Stapleford (GBR)	8.029
6	86 A.Badovini (ITA)	9.716
7	25 A.Baldolini (ITA)	9.968
8	111 K.Smith (GBR)	12.104
9	16 J.Cluzel (FRA)	12.757
10	87 L.Zanetti (ITA)	16.102
11	64 F.Caricasulo (ITA)	16.284
12	61 A.Zacccone (ITA)	18.211
13	55 I.Mikhailchik (UKR)	18.891
14	44 R.Rolfo (ITA)	24.445
15	71 C.Bergman (SWE)	30.627
16	78 H.Okubo (JPN)	30.949
17	89 A.Irwin (GBR)	31.531
18	47 A.Bassani (ITA)	31.942
19	63 Z.Khairuddin (MAS)	40.598
20	41 A.Wagner (AUS)	40.827
21	77 K.Ryde (GBR)	41.299
22	96 J.Orellana (ESP)	49.659
23	23 C.Tangre (FRA)	49.915
24	74 J.van Sikkelerus (NED)	50.076
25	35 S.Hill (GBR)	53.713
26	10 N.Calero (ESP)	54.123
27	83 L.Epis (AUS)	1'02.065
28	6 D.Stirpe (ITA)	1'02.138
29	12 C.Gobbi (ITA)	1'13.200
30	7 A.Licciardi (BEL)	

Lap 17

1	1 K.Sofuoglu (TUR)	
---	--------------------	--

1	1 K.Sofuoglu (TUR)	
2	2 P.Jacobsen (USA)	1.707
3	21 R.Krummenacher (SU)	3.311
4	4 G.Rea (GBR)	6.927
5	81 L.Stapleford (GBR)	7.900
6	25 A.Baldolini (ITA)	10.333
7	86 A.Badovini (ITA)	10.722
8	111 K.Smith (GBR)	11.715
9	16 J.Cluzel (FRA)	12.964
10	64 F.Caricasulo (ITA)	17.092
11	87 L.Zanetti (ITA)	17.336
12	61 A.Zacccone (ITA)	18.590
13	55 I.Mikhailchik (UKR)	18.967
14	44 R.Rolfo (ITA)	25.381
15	71 C.Bergman (SWE)	31.402
16	78 H.Okubo (JPN)	31.967
17	89 A.Irwin (GBR)	32.774
18	47 A.Bassani (ITA)	33.214
19	41 A.Wagner (AUS)	42.226
20	63 Z.Khairuddin (MAS)	42.344
21	77 K.Ryde (GBR)	43.149
22	96 J.Orellana (ESP)	52.386
23	74 J.van Sikkelerus (NED)	53.643
24	35 S.Hill (GBR)	56.025
25	10 N.Calero (ESP)	56.399
26	23 C.Tangre (FRA)	1'00.808
27	6 D.Stirpe (ITA)	1'06.277
28	83 L.Epis (AUS)	1'06.546
29	12 C.Gobbi (ITA)	1'18.087
30	7 A.Licciardi (BEL)	

Lap 18

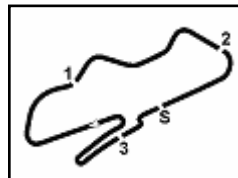
1	1 K.Sofuoglu (TUR)	
2	2 P.Jacobsen (USA)	1.267
3	21 R.Krummenacher (SU)	3.246
4	4 G.Rea (GBR)	7.049
5	81 L.Stapleford (GBR)	7.994
6	25 A.Baldolini (ITA)	10.728
7	111 K.Smith (GBR)	11.350
8	86 A.Badovini (ITA)	11.981
9	16 J.Cluzel (FRA)	13.280
10	87 L.Zanetti (ITA)	18.348
11	64 F.Caricasulo (ITA)	18.545
12	61 A.Zacccone (ITA)	19.208
13	55 I.Mikhailchik (UKR)	19.560
14	44 R.Rolfo (ITA)	26.602
15	71 C.Bergman (SWE)	32.358
16	78 H.Okubo (JPN)	32.836
17	89 A.Irwin (GBR)	34.078
18	47 A.Bassani (ITA)	34.530
19	63 Z.Khairuddin (MAS)	44.385
20	41 A.Wagner (AUS)	45.135
21	77 K.Ryde (GBR)	45.834
22	96 J.Orellana (ESP)	54.870
23	74 J.van Sikkelerus (NED)	56.139
24	35 S.Hill (GBR)	58.459
25	10 N.Calero (ESP)	58.618
26	23 C.Tangre (FRA)	1'03.481
27	6 D.Stirpe (ITA)	1'09.975
28	83 L.Epis (AUS)	1'10.342
29	12 C.Gobbi (ITA)	1'23.484
30	7 A.Licciardi (BEL)	

Lap 19

1	1 K.Sofuoglu (TUR)	
2	2 P.Jacobsen (USA)	1.353
3	21 R.Krummenacher (SU)	3.736
4	4 G.Rea (GBR)	7.484
5	81 L.Stapleford (GBR)	8.161
6	111 K.Smith (GBR)	11.309
7	25 A.Baldolini (ITA)	11.607
8	86 A.Badovini (ITA)	13.480
9	16 J.Cluzel (FRA)	13.994
10	87 L.Zanetti (ITA)	19.086
11	64 F.Caricasulo (ITA)	19.435
12	61 A.Zacccone (ITA)	20.186

These data/results cannot be reproduced, stored and/or transmitted in whole or in part by any manner of electronic, mechanical, photocopying, recording, broadcasting or otherwise now known or herein after developed without the previous express consent by the copyright owner, except for reproduction in daily press and regular printed publications on sale to the public within 60 days of the event related to those data/results and always provided that copyright symbol appears together as follows below.

© DORNA WSBK ORGANIZATION Srl 2016



Donington Park 4.023 m

4 / 4

UK Round, 27-28-29 May 2016

World Supersport - Lap Chart Race

13	55 I.Mikhailchik (UKR)	20.313
14	44 R.Rolfo (ITA)	28.216
15	71 C.Bergman (SWE)	33.437
16	78 H.Okubo (JPN)	33.829
17	47 A.Bassani (ITA)	36.289
18	89 A.Irwin (GBR)	36.528
19	63 Z.Khairuddin (MAS)	46.751
20	41 A.Wagner (AUS)	46.927
21	77 K.Ryde (GBR)	47.619
22	96 J.Orellana (ESP)	58.206
23	74 J.van Sikkelerus (NED)	58.808
24	10 N.Calero (ESP)	1'02.027
25	35 S.Hill (GBR)	1'02.451
26	23 C.Tangre (FRA)	1'06.466
27	6 D.Stirpe (ITA)	1'13.616
28	83 L.Epis (AUS)	1'13.947
29	12 C.Gobbi (ITA)	
30	7 A.Licciardi (BEL)	

Lap 20

1	1 K.Sofuoglu (TUR)	
2	2 P.Jacobsen (USA)	1.569
3	21 R.Krummenacher (SU)	3.775
4	4 G.Rea (GBR)	7.204
5	81 L.Stapleford (GBR)	7.576
6	111 K.Smith (GBR)	11.323
7	25 A.Baldolini (ITA)	11.846
8	16 J.Cluzel (FRA)	15.008
9	86 A.Badovini (ITA)	15.215
10	87 L.Zanetti (ITA)	19.492
11	64 F.Caricasulo (ITA)	19.681
12	61 A.Zacccone (ITA)	20.152
13	55 I.Mikhailchik (UKR)	20.252
14	44 R.Rolfo (ITA)	29.140
15	78 H.Okubo (JPN)	34.652
16	71 C.Bergman (SWE)	34.782
17	47 A.Bassani (ITA)	37.813
18	89 A.Irwin (GBR)	38.218
19	41 A.Wagner (AUS)	47.846
20	63 Z.Khairuddin (MAS)	48.640
21	77 K.Ryde (GBR)	49.212
22	96 J.Orellana (ESP)	1'00.765
23	74 J.van Sikkelerus (NED)	1'00.942
24	10 N.Calero (ESP)	1'04.553
25	35 S.Hill (GBR)	1'05.015
26	23 C.Tangre (FRA)	1'09.420
27	6 D.Stirpe (ITA)	1'17.153
28	83 L.Epis (AUS)	1'17.383

These data/results cannot be reproduced, stored and/or transmitted in whole or in part by any manner of electronic, mechanical, photocopying, recording, broadcasting or otherwise now known or herein after developed without the previous express consent by the copyright owner, except for reproduction in daily press and regular printed publications on sale to the public within 60 days of the event related to those data/results and always provided that copyright symbol appears together as follows below.

© DORNA WSBK ORGANIZATION Srl 2016

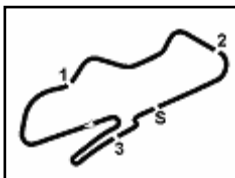
FICR PERUGIA TIMING



Official Tyre Supplier



Official Timekeeper



Donington Park 4.023 m

UK Round, 27-28-29 May 2016

World Supersport - Best Sector & Speed Race

Results

1	1 K. SOFUOGLU	Kawasaki ZX-6R	Laps 20
2	2 P. JACOBSEN	Honda CBR600RR	1:56.9
3	21 R. KRUMMENACHER	Kawasaki ZX-6R	3:77.5
4	4 G. REA	MV Austa F3 675	7:20.4
5	81 L. STAPLEFORD	Triumph Daytona 675	7:57.6
6	111 K. SMITH	Honda CBR600RR	11:32.3
7	25 A. BALDOLINI	MV Austa F3 675	11:84.6
8	16 J. CLUZEL	MV Austa F3 675	15:00.8
9	86 A. BADOVINI	Honda CBR600RR	15:21.5
10	87 L. ZANETTI	MV Austa F3 675	19:49.2
11	64 F. CARICASULO	Honda CBR600RR	19:68.1
12	61 A. ZACCONE	Kawasaki ZX-6R	20:15.2
13	55 I. MIKHALCHIK	Kawasaki ZX-6R	20:25.2
14	44 R. ROLFO	MV Austa F3 675	29:14.0
15	78 H. OKUBO	Honda CBR600RR	34:65.2
16	71 C. BERGMAN	Honda CBR600RR	34:78.2
17	47 A. BASSANI	Kawasaki ZX-6R	37:81.3
18	89 A. IRWIN	Yamaha YZF R6	38:21.8
19	41 A. WAGNER	MV Austa F3 675	47:84.6
20	63 Z. KHAIRUDDIN	Kawasaki ZX-6R	48:64.0
21	77 K. RYDE	MV Austa F3 675	49:21.2
22	96 J. ORELLANA	Honda CBR600RR	1'00.765
23	74 J. VAN SIKKELERUS	Yamaha YZF R6	1'00.942
24	10 N. CALERO	Kawasaki ZX-6R	1'04.553
25	35 S. HILL	Honda CBR600RR	1'05.015
26	23 C. TANGRE	Suzuki GSX-R600	1'09.420
27	6 D. STIRPE	Kawasaki ZX-6R	1'17.153
28	83 L. EPIS	Kawasaki ZX-6R	1'17.383
29	12 C. GOBBI	Yamaha YZF R6	1 Lap
30	7 A. LICCIARDI	Kawasaki ZX-6R	1 Lap
RET	69 O. JEZEK	Kawasaki ZX-6R	12 Laps
RET	11 C. GAMARINO	Kawasaki ZX-6R	14 Laps
RET	88 N. TEROL	MV Austa F3 675	17 Laps
RET	50 B. ORTT	Honda CBR600RR	18 Laps

Top Speeds

1	47 A. BASSANI	Kawasaki ZX-6R	247.1
2	16 J. CLUZEL	MV Austa F3 675	245.5
3	111 K. SMITH	Honda CBR600RR	244.3
4	81 L. STAPLEFORD	Triumph Daytona 675	243.8
5	64 F. CARICASULO	Honda CBR600RR	243.8
6	63 Z. KHAIRUDDIN	Kawasaki ZX-6R	243.2
7	25 A. BALDOLINI	MV Austa F3 675	243.2
8	87 L. ZANETTI	MV Austa F3 675	243.2
9	4 G. REA	MV Austa F3 675	243.2
10	10 N. CALERO	Kawasaki ZX-6R	242.7
11	21 R. KRUMMENACHER	Kawasaki ZX-6R	242.2
12	44 R. ROLFO	MV Austa F3 675	241.6
13	69 O. JEZEK	Kawasaki ZX-6R	241.6
14	2 P. JACOBSEN	Honda CBR600RR	241.6
15	71 C. BERGMAN	Honda CBR600RR	241.1
16	89 A. IRWIN	Yamaha YZF R6	240.5
17	1 K. SOFUOGLU	Kawasaki ZX-6R	240.5
18	55 I. MIKHALCHIK	Kawasaki ZX-6R	240.0
19	61 A. ZACCONE	Kawasaki ZX-6R	239.5
20	74 J. VAN SIKKELERUS	Yamaha YZF R6	239.5
21	41 A. WAGNER	MV Austa F3 675	239.5
22	96 J. ORELLANA	Honda CBR600RR	239.5
23	6 D. STIRPE	Kawasaki ZX-6R	239.5
24	23 C. TANGRE	Suzuki GSX-R600	239.5
25	11 C. GAMARINO	Kawasaki ZX-6R	239.5
26	78 H. OKUBO	Honda CBR600RR	238.9
27	83 L. EPIS	Kawasaki ZX-6R	238.9
28	12 C. GOBBI	Yamaha YZF R6	238.9
29	77 K. RYDE	MV Austa F3 675	238.4
30	7 A. LICCIARDI	Kawasaki ZX-6R	236.8
31	35 S. HILL	Honda CBR600RR	236.8
32	86 A. BADOVINI	Honda CBR600RR	236.3
33	88 N. TEROL	MV Austa F3 675	236.3
34	50 B. ORTT	Honda CBR600RR	235.8

Seg. 1			Seg. 2			Seg. 3			Seg. 4			Seg. 5		
1	21 R. KRUMMENAC	19.574	1	11 C. GAMARINO	24.604	1	81 L. STAPLEFORD	11.699	1	2 P. JACOBSEN	10.888	1	4 G. REA	23.560
2	111 K. SMITH	19.577	2	111 K. SMITH	24.650	2	21 R. KRUMMENAC	11.710	2	111 K. SMITH	10.915	2	87 L. ZANETTI	23.711
3	1 K. SOFUOGLU	19.589	3	21 R. KRUMMENAC	24.659	3	64 F. CARICASULO	11.717	3	1 K. SOFUOGLU	10.938	3	1 K. SOFUOGLU	23.727
4	25 A. BALDOLINI	19.602	4	81 L. STAPLEFORD	24.675	4	11 C. GAMARINO	11.726	4	87 L. ZANETTI	10.979	4	86 A. BADOVINI	23.760
5	2 P. JACOBSEN	19.627	5	16 J. CLUZEL	24.707	5	2 P. JACOBSEN	11.731	5	21 R. KRUMMENAC	11.028	5	25 A. BALDOLINI	23.786
6	11 C. GAMARINO	19.630	6	86 A. BADOVINI	24.715	6	47 A. BASSANI	11.734	6	64 F. CARICASULO	11.029	6	16 J. CLUZEL	23.797
7	16 J. CLUZEL	19.663	7	25 A. BALDOLINI	24.721	7	78 H. OKUBO	11.761	7	61 A. ZACCONE	11.055	7	21 R. KRUMMENAC	23.798
8	81 L. STAPLEFORD	19.666	8	64 F. CARICASULO	24.722	8	55 I. MIKHALCHIK	11.788	8	55 I. MIKHALCHIK	11.067	8	81 L. STAPLEFORD	23.804
9	69 O. JEZEK	19.673	9	4 G. REA	24.755	9	111 K. SMITH	11.794	9	78 H. OKUBO	11.069	9	111 K. SMITH	23.804
10	87 L. ZANETTI	19.673	10	1 K. SOFUOGLU	24.766	10	1 K. SOFUOGLU	11.796	10	4 G. REA	11.085	10	2 P. JACOBSEN	23.841
11	64 F. CARICASULO	19.686	11	2 P. JACOBSEN	24.766	11	89 A. IRWIN	11.805	11	86 A. BADOVINI	11.103	11	64 F. CARICASULO	23.905
12	4 G. REA	19.690	12	87 L. ZANETTI	24.778	12	16 J. CLUZEL	11.815	12	81 L. STAPLEFORD	11.107	12	71 C. BERGMAN	23.906
13	86 A. BADOVINI	19.691	13	61 A. ZACCONE	24.829	13	86 A. BADOVINI	11.815	13	89 A. IRWIN	11.117	13	55 I. MIKHALCHIK	23.928
14	55 I. MIKHALCHIK	19.704	14	47 A. BASSANI	24.907	14	61 A. ZACCONE	11.816	14	69 O. JEZEK	11.119	14	61 A. ZACCONE	23.934
15	44 R. ROLFO	19.776	15	55 I. MIKHALCHIK	24.933	15	25 A. BALDOLINI	11.826	15	44 R. ROLFO	11.124	15	11 C. GAMARINO	24.012
16	78 H. OKUBO	19.812	16	71 C. BERGMAN	24.964	16	4 G. REA	11.833	16	11 C. GAMARINO	11.139	16	41 A. WAGNER	24.021
17	61 A. ZACCONE	19.813	17	44 R. ROLFO	24.965	17	63 Z. KHAIRUDDIN	11.874	17	25 A. BALDOLINI	11.147	17	63 Z. KHAIRUDDIN	24.045
18	71 C. BERGMAN	19.840	18	78 H. OKUBO	25.006	18	71 C. BERGMAN	11.877	18	96 J. ORELLANA	11.153	18	47 A. BASSANI	24.058
19	89 A. IRWIN	19.852	19	89 A. IRWIN	25.031	19	41 A. WAGNER	11.890	19	41 A. WAGNER	11.158	19	44 R. ROLFO	24.060
20	41 A. WAGNER	19.919	20	77 K. RYDE	25.058	20	69 O. JEZEK	11.897	20	16 J. CLUZEL	11.171	20	78 H. OKUBO	24.104
21	77 K. RYDE	19.962	21	41 A. WAGNER	25.116	21	87 L. ZANETTI	11.906	21	71 C. BERGMAN	11.222	21	89 A. IRWIN	24.219
22	63 Z. KHAIRUDDIN	19.970	22	63 Z. KHAIRUDDIN	25.135	22	44 R. ROLFO	11.910	22	77 K. RYDE	11.235	22	69 O. JEZEK	24.260
23	47 A. BASSANI	20.033	23	69 O. JEZEK	25.188	23	77 K. RYDE	11.938	23	47 A. BASSANI	11.273	23	83 L. EPIS	24.329
24	35 S. HILL	20.062	24	12 C. GOBBI	25.249	24	96 J. ORELLANA	11.939	24	35 S. HILL	11.278	24	77 K. RYDE	24.379
25	83 L. EPIS	20.084	25	83 L. EPIS	25.295	25	10 N. CALERO	11.943	25	10 N. CALERO	11.282	25	96 J. ORELLANA	24.399
26	88 N. TEROL	20.090	26	96 J. ORELLANA	25.329	26	83 L. EPIS	11.948	26	74 J. VAN SIKKELER	11.337	26	74 J. VAN SIKKELER	24.433
27	23 C. TANGRE	20.106	27	35 S. HILL	25.341	27	6 D. STIRPE	11.958	27	63 Z. KHAIRUDDIN	11.344	27	23 C. TANGRE	24.447
28	74 J. VAN SIKKELER	20.161	28	7 A. LICCIARDI	25.356	28	12 C. GOBBI	11.963	28	23 C. TANGRE	11.395	28	35 S. HILL	24.457
29	10 N. CALERO	20.174	29	23 C. TANGRE	25.374	29	7 A. LICCIARDI	11.974	29	83 L. EPIS	11.445	29	6 D. STIRPE	24.461
30	6 D. STIRPE	20.178	30	74 J. VAN SIKKELER	25.395	30	35 S. HILL	11.983	30	88 N. TEROL	11.493	30	12 C. GOBBI	24.474
31	7 A. LICCIARDI	20.213	31	10 N. CALERO	25.419	31	74 J. VAN SIKKELER	11.985	31	12 C. GOBBI	11.507	31	10 N. CALERO	24.547
32	96 J. ORELLANA	20.278	32	50 B. ORTT	25.432	32	23 C. TANGRE	12.003	32	6 D. STIRPE	11.543	32	88 N. TEROL	24.606
33	12 C. GOBBI	20.290	33	6 D. STIRPE	25.433	33	88 N. TEROL	12.153	33	50 B. ORTT	11.589	33	7 A. LICCIARDI	24.699
34	50 B. ORTT	20.380	34	88 N. TEROL	25.575	34	50 B. ORTT	12.219	34	7 A. LICCIARDI	11.682	34	50 B. ORTT	24.745

29/05/2016

These data/results cannot be reproduced, stored and/or transmitted in whole or in part by any manner of electronic, mechanical, photocopying, recording, broadcasting or otherwise now known or herein after developed without the previous express consent by the copyright owner, except for reproduction in daily press and regular printed publications on sale to the public within 60 days of the event related to those data/results and always provided that copyright symbol appears together as follows below.

© DORNA WSBK ORGANIZATION Srl 2016

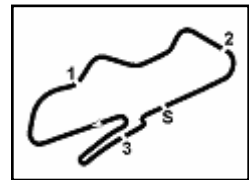
FICR PERUGIA TIMING



Official Tyre Supplier



Official Timekeeper



UK Round, 27-28-29 May 2016

World Supersport - Chronological Analysis Race

Start at 12:00'25.512

1 K. SOFUOGLU (1'30.959)

Lap	Seg. 1	Seg. 2	Seg. 3	Seg. 4	Seg. 5	Lap Time	km/h	Local Time
1	23.126	25.133	11.970	11.209	23.927	1'35.365	235.8	12:02'00.877
2	19.675	24.779	11.863	11.150	23.738	1'31.205	237.4	12:03'32.082
3	19.650	24.833	11.831	10.945	23.814	1'31.073	237.4	12:05'03.155
4	19.677	24.767	11.836	11.047	23.760	1'31.087	237.9	12:06'34.242
5	19.589	24.859	11.796	10.956	23.865	1'31.065	239.5	12:08'05.307
6	19.620	24.766	11.863	10.979	23.731	1'30.959	238.9	12:09'36.266
7	19.646	24.854	11.851	11.035	23.867	1'31.253	237.4	12:11'07.519
8	19.660	24.860	11.918	11.018	23.805	1'31.261	237.9	12:12'38.780
9	19.663	24.885	11.843	11.044	23.834	1'31.269	238.9	12:14'10.049
10	19.652	24.883	11.842	10.938	23.741	1'31.056	240.5	12:15'41.105
11	19.672	24.923	11.863	11.057	23.777	1'31.292	240.0	12:17'12.397
12	19.644	25.030	11.827	10.961	23.727	1'31.189	240.5	12:18'43.586
13	19.707	24.881	11.823	10.978	23.887	1'31.276	240.5	12:20'14.862
14	19.589	24.966	11.925	11.010	23.772	1'31.262	238.4	12:21'46.124
15	19.610	25.047	11.841	11.004	23.849	1'31.351	240.5	12:23'17.475
16	19.665	25.035	11.923	11.162	23.803	1'31.588	239.5	12:24'49.063
17	19.715	24.970	11.884	11.078	23.953	1'31.600	239.5	12:26'20.663
18	19.673	25.098	11.869	11.074	23.861	1'31.575	237.9	12:27'52.238
19	19.631	25.035	11.826	11.025	23.755	1'31.272	240.5	12:29'23.510
20	19.621	25.063	11.847	11.130	24.155	1'31.816	239.5	12:30'55.326

2 P. JACOBSEN (1'31.135)

Lap	Seg. 1	Seg. 2	Seg. 3	Seg. 4	Seg. 5	Lap Time	km/h	Local Time
1	23.043	25.647	11.869	11.030	23.921	1'35.510	241.1	12:02'01.022
2	19.898	24.836	11.834	10.977	23.944	1'31.489	240.0	12:03'32.511
3	19.682	24.937	11.755	10.964	24.062	1'31.400	239.5	12:05'03.911
4	19.800	24.788	11.848	10.983	23.841	1'31.260	238.9	12:06'35.171
5	19.770	24.889	11.807	10.942	24.095	1'31.503	240.5	12:08'06.674
6	19.677	24.933	11.900	10.908	24.112	1'31.530	239.5	12:09'38.204
7	19.694	24.766	11.812	10.944	24.066	1'31.282	238.4	12:11'09.846
8	19.796	24.870	11.855	10.921	23.999	1'31.441	238.9	12:12'40.927
9	19.702	24.823	11.767	10.908	24.069	1'31.269	240.0	12:14'12.196
10	19.811	24.906	11.793	10.960	23.863	1'31.333	241.6	12:15'43.529
11	19.674	24.836	11.731	10.965	23.961	1'31.167	241.6	12:17'14.696
12	19.775	24.878	11.776	10.911	23.993	1'31.333	241.6	12:18'46.029
13	19.693	24.823	11.745	10.953	24.022	1'31.236	241.6	12:20'17.265
14	19.627	24.864	11.800	10.888	23.996	1'31.175	240.0	12:21'48.440
15	19.721	25.052	11.783	10.903	23.856	1'31.315	241.1	12:23'19.755
16	19.775	24.820	11.846	11.006	23.875	1'31.322	241.6	12:24'51.077
17	19.773	24.840	11.835	10.974	23.871	1'31.293	240.5	12:26'22.370
18	19.736	24.874	11.785	10.893	23.847	1'31.135	240.5	12:27'53.505
19	19.761	24.870	11.867	10.975	23.885	1'31.358	241.1	12:29'24.863
20	19.936	25.154	11.862	11.015	24.065	1'32.032	241.1	12:30'56.895

21 R. KRUMMENACHER (1'31.087)

Lap	Seg. 1	Seg. 2	Seg. 3	Seg. 4	Seg. 5	Lap Time	km/h	Local Time
1	23.530	25.524	11.806	11.300	24.359	1'36.519	242.2	12:02'02.031
2	19.701	24.768	11.852	11.164	23.935	1'31.420	237.4	12:03'33.451
3	19.698	24.771	11.826	11.216	24.075	1'31.586	236.3	12:05'05.037
4	19.814	24.695	11.860	11.124	23.842	1'31.335	236.3	12:06'36.372
5	19.627	24.795	11.827	11.040	23.798	1'31.087	237.4	12:08'07.459
6	19.594	24.659	11.837	11.028	23.971	1'31.089	238.4	12:09'38.548
7	19.634	24.746	11.767	11.141	24.009	1'31.297	237.9	12:11'09.845
8	19.724	24.741	11.790	11.171	23.935	1'31.361	240.0	12:12'41.206
9	19.615	24.851	11.747	11.138	23.957	1'31.308	239.5	12:14'12.514
10	19.601	24.979	11.710	11.160	23.917	1'31.367	242.2	12:15'43.881
11	19.574	24.780	11.711	11.131	23.952	1'31.154	240.5	12:17'15.035
12	19.635	24.867	11.750	11.100	23.952	1'31.304	240.0	12:18'46.339
13	19.619	24.813	11.721	11.316	24.102	1'31.571	241.1	12:20'17.910
14	19.588	24.834	11.782	11.102	23.974	1'31.280	237.9	12:21'49.190
15	19.615	24.899	11.825	11.133	24.165	1'31.637	238.9	12:23'20.827
16	19.639	24.820	11.773	11.201	24.012	1'31.445	238.9	12:24'52.272
17	19.654	24.863	11.936	11.160	24.089	1'31.702	237.9	12:26'23.974
18	19.673	24.812	11.788	11.131	24.106	1'31.510	236.8	12:27'55.484
19	19.718	24.905	11.802	11.233	24.104	1'31.762	237.9	12:29'27.246
20	19.687	24.963	11.792	11.235	24.178	1'31.855	235.8	12:30'59.101

4 G. REA (1'31.421)

Lap	Seg. 1	Seg. 2	Seg. 3	Seg. 4	Seg. 5	Lap Time	km/h	Local Time
1	23.651	25.560	11.862	11.757	24.084	1'36.914	243.2	12:02'02.426
2	19.872	24.937	11.873	11.247	23.757	1'31.686	242.7	12:03'34.112
3	19.725	24.755	11.857	11.171	23.954	1'31.462	241.6	12:05'05.574
4	19.842	24.879	11.895	11.193	23.746	1'31.555	241.1	12:06'37.129
5	19.690	24.877	11.858	11.115	23.881	1'31.421	241.6	12:08'08.550
6	19.718	24.962	11.833	11.337	23.920	1'31.770	241.6	12:09'40.320

P = Pits In/Out - C = Lap-Time Cancelled

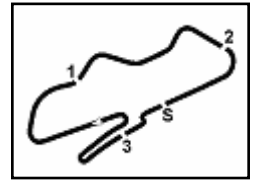
These data/results cannot be reproduced, stored and/or transmitted in whole or in part by any manner of electronic, mechanical, photocopying, recording, broadcasting or otherwise now known or herein after developed without the previous express consent by the copyright owner, except for reproduction in daily press and regular printed publications on sale to the public within 60 days of the event related to those data/results and always provided that copyright symbol appears together as follows below.

© DORNA WSBK ORGANIZATION Srl 2016

7	19.770	24.853	11.919	11.178	23.813	1'31.533	240.0	12:11'11.853
8	19.817	24.872	11.907	11.251	23.809	1'31.656	240.0	12:12'43.509
9	19.888	24.889	11.957	11.110	24.041	1'31.885	238.9	12:14'15.394
10	19.769	24.893	11.954	11.120	23.750	1'31.486	239.5	12:15'46.880
11	19.795	25.012	11.916	11.141	23.660	1'31.524	240.0	12:17'18.404
12	19.779	25.021	11.951	11.100	23.605	1'31.456	238.9	12:18'49.860
13	19.821	25.013	11.885	11.085	23.649	1'31.453	240.0	12:20'21.313
14	19.799	24.991	11.937	11.105	23.676	1'31.508	239.5	12:21'52.821
15	19.747	24.965	11.976	11.102	23.691	1'31.481	239.5	12:23'24.302
16	19.833	24.964	11.951	11.212	23.729	1'31.689	238.4	12:24'55.991
17	19.845	24.956	11.999	11.159	23.640	1'31.599	237.9	12:26'27.590
18	19.880	25.053	11.878	11.253	23.633	1'31.697	240.5	12:27'59.287
19	19.895	25.147	11.974	11.131	23.560	1'31.707	240.0	12:29'30.994
20	19.726	24.969	11.933	11.122	23.786	1'31.536	238.9	12:31'02.530

81 L. STAPLEFORD (1'31.231)

Lap	Seg. 1	Seg. 2	Seg. 3	Seg. 4	Seg. 5	Lap Time	km/h	Local Time
1	23.315	25.505	11.771	11.305	24.377	1'36.273	242.7	12:02'01.785
2	19.811	25.079	11.736	11.247	24.106	1'31.979	242.7	12:03'33.764
3	19.753	24.675	11.699	11.200	24.271	1'31.598	242.2	12:05'05.362
4	19.798	24.756	11.728	11.266	23.884	1'31.432	241.1	12:06'36.794
5	19.709	24.709	11.774	11.341	23.935	1'31.468	240.5	12:08'08.262
6	19.752	24.993	11.791	11.340	23.920	1'31.796	240.0	12:09'40.058
7	19.730	24.832	11.855	11.229	23.916	1'31.562	236.8	12:11'11.620
8	19.893	24.855	11.854	11.195	24.465	1'32.262	236.8	12:12'43.882
9	19.783	24.858	11.749	11.256	24.131	1'31.777	242.2	12:14'15.659
10	19.753	24.869	11.771	11.224	24.115	1'31.732	243.2	12:15'47.391
11	19.786	24.873	11.736	11.192	24.026	1'31.613	243.8	12:17'19.004
12	19.781	24.908	11.796	11.163	23.962	1'31.610	241.6	12:18'50.614
13	19.796	24.928	11.758	11.146	23.913	1'31.541	241.6	12:20'22.155
14	19.740	24.924	11.806	11.179	23.970	1'31.619	241.1	12:21'53.774
15	19.812	24.750	11.842	11.147	24.013	1'31.564	241.1	12:23'25.338
16	19.874	24.888	11.857	11.272	23.863	1'31.754	240.5	12:24'57.092
17	19.809	24.790	11.832	11.113	23.927	1'31.471	239.5	12:26'28.563
18	19.797	24.941	11.739	11.267	23.925	1'31.669	241.6	12:28'00.272
19	19.743	24.931	11.787	11.174	23.804	1'31.439	242.7	12:29'31.671
20								



UK Round, 27-28-29 May 2016

World Supersport - Chronological Analysis Race

Donington Park 4.023 m

Start at 12:00'25.512

2 / 5

17	19.906	24.989	11.986	11.210	23.874	1'31.965	234.8	12:26'30.996
18	19.704	24.943	11.995	11.296	24.032	1'31.970	235.3	12:28'02.966
19	19.693	24.936	12.127	11.410	23.985	1'32.151	233.8	12:29'35.117
20	19.717	25.021	11.935	11.301	24.081	1'32.055	238.9	12:31'07.172

16 J. CLUZEL (1'31.323)

Lap	Seg. 1	Seg. 2	Seg. 3	Seg. 4	Seg. 5	Lap Time	km/h	Local Time
1	24.061	25.645	11.958	11.941	24.414	1'38.019	243.2	12:02'03.531
2	19.972	24.707	11.884	11.242	24.178	1'31.983	245.5	12:03'35.514
3	19.663	24.708	11.815	11.174	23.963	1'31.323	245.5	12:05'06.837
4	19.689	24.787	11.890	11.254	23.946	1'31.566	244.9	12:06'38.403
5	19.717	24.964	11.899	11.179	23.934	1'31.693	242.7	12:08'10.096
6	19.742	25.080	11.890	11.308	24.169	1'32.189	244.9	12:09'42.285
7	19.900	24.824	11.861	11.181	24.074	1'31.840	244.9	12:11'14.125
8	19.766	24.977	12.072	11.390	23.985	1'32.190	240.0	12:12'46.315
9	19.810	24.969	11.999	11.352	23.943	1'32.073	237.9	12:14'18.388
10	19.892	24.986	12.114	11.246	23.843	1'32.081	235.3	12:15'50.469
11	19.739	24.983	11.987	11.246	23.880	1'31.835	240.5	12:17'22.304
12	19.765	24.965	11.973	11.214	23.797	1'31.714	240.5	12:18'54.018
13	19.723	24.869	11.929	11.280	24.288	1'32.089	241.6	12:20'26.107
14	19.791	24.931	11.976	11.226	23.918	1'31.842	240.0	12:21'57.949
15	19.752	25.005	11.987	11.267	24.047	1'32.058	242.2	12:23'30.007
16	19.846	24.914	11.928	11.256	23.869	1'31.813	243.8	12:25'01.820
17	19.810	25.017	11.970	11.171	23.839	1'31.807	241.6	12:26'33.627
18	19.795	24.903	11.967	11.319	23.907	1'31.891	240.5	12:28'05.518
19	19.781	25.038	11.956	11.258	23.953	1'31.986	242.7	12:29'37.504
20	19.827	25.268	12.205	11.262	24.268	1'32.830	238.9	12:31'10.334

86 A. BADOVINI (1'31.326)

Lap	Seg. 1	Seg. 2	Seg. 3	Seg. 4	Seg. 5	Lap Time	km/h	Local Time
1	23.953	25.573	11.935	11.760	24.180	1'37.401	236.3	12:02'02.913
2	19.814	24.743	11.897	11.128	24.007	1'31.589	235.8	12:03'34.502
3	19.691	24.850	11.822	11.110	24.181	1'31.654	234.3	12:05'06.156
4	19.812	24.715	11.849	11.190	23.760	1'31.326	236.3	12:06'37.482
5	19.721	24.817	11.844	11.103	23.883	1'31.368	235.8	12:08'08.850
6	19.722	24.895	11.892	11.180	24.051	1'31.740	234.8	12:09'40.590
7	19.757	24.779	11.931	11.168	23.848	1'31.483	234.8	12:11'12.073
8	19.727	24.969	11.948	11.201	24.000	1'31.845	234.3	12:12'43.918
9	20.009	24.908	11.919	11.205	23.959	1'32.000	233.8	12:14'15.918
10	19.756	24.908	11.918	11.168	23.928	1'31.678	233.8	12:15'47.596
11	19.745	24.923	11.815	11.133	24.012	1'31.628	235.8	12:17'19.224
12	19.837	24.928	11.862	11.124	23.865	1'31.616	235.8	12:18'50.840
13	19.706	24.972	11.850	11.138	23.972	1'31.638	235.8	12:20'22.478
14	19.778	24.963	12.001	11.180	23.879	1'31.801	232.3	12:21'54.279
15	19.855	25.124	12.036	11.236	23.842	1'32.093	233.8	12:23'26.372
16	19.810	25.256	12.049	11.267	24.025	1'32.407	234.3	12:24'58.779
17	20.256	25.264	11.946	11.214	23.926	1'32.606	232.3	12:26'31.385
18	19.851	25.268	12.033	11.691	23.991	1'32.834	233.8	12:28'04.219
19	19.876	25.321	12.087	11.437	24.050	1'32.771	234.3	12:29'36.990
20	20.065	25.514	12.228	11.373	24.371	1'33.551	230.8	12:31'10.541

87 L. ZANETTI (1'31.332)

Lap	Seg. 1	Seg. 2	Seg. 3	Seg. 4	Seg. 5	Lap Time	km/h	Local Time
1	24.205	25.643	11.985	11.716	24.325	1'37.874	242.7	12:02'03.386
2	19.852	24.799	12.038	11.180	23.922	1'31.791	241.1	12:03'35.177
3	19.673	24.857	11.940	11.055	23.807	1'31.332	240.0	12:05'06.509
4	19.673	24.778	11.906	11.223	23.931	1'31.511	243.2	12:06'38.020
5	19.732	24.922	12.056	10.979	23.987	1'31.676	240.5	12:08'09.696
6	19.809	25.089	12.054	11.104	23.835	1'31.891	241.1	12:09'41.587
7	19.817	25.018	12.257	11.214	24.055	1'32.361	237.4	12:11'13.948
8	19.765	25.147	12.232	11.296	24.163	1'32.603	238.9	12:12'46.551
9	19.817	24.969	11.984	11.255	24.117	1'32.142	238.4	12:14'18.693
10	19.744	25.192	12.035	11.107	24.083	1'32.161	241.1	12:15'50.854
11	19.744	25.016	12.014	11.098	23.897	1'31.769	241.6	12:17'22.623
12	19.904	25.288	12.133	11.269	23.869	1'32.463	239.5	12:18'55.086
13	19.995	25.719	12.047	11.276	23.914	1'32.951	242.2	12:20'28.037
14	19.834	25.176	12.149	11.104	23.885	1'32.148	236.8	12:22'00.185
15	19.985	25.407	12.180	11.241	23.911	1'32.724	234.8	12:23'32.909
16	19.830	25.190	12.184	11.138	23.914	1'32.256	237.9	12:25'05.165
17	19.861	25.287	12.155	11.081	24.450	1'32.834	236.8	12:26'37.999
18	20.037	25.127	12.051	11.426	23.946	1'32.587	240.0	12:28'10.586
19	19.898	24.966	12.207	11.228	23.711	1'32.010	236.8	12:29'42.596
20	19.970	25.126	12.079	11.158	23.889	1'32.222	236.8	12:31'14.818

64 F. CARICASULO (1'31.331)

Lap	Seg. 1	Seg. 2	Seg. 3	Seg. 4	Seg. 5	Lap Time	km/h	Local Time
1	24.586	25.747	11.717	12.041	24.618	1'38.709	243.2	12:02'04.221
2	20.067	24.968	11.853	11.321	24.179	1'32.388	238.4	12:03'36.609
3	19.703	24.723	11.864	11.136	23.905	1'31.331	240.5	12:05'07.940

P = Pits In/Out - C = Lap-Time Cancelled

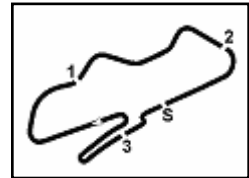
These data/results cannot be reproduced, stored and/or transmitted in whole or in part by any manner of electronic, mechanical, photocopying, recording, broadcasting or otherwise now known or herein after developed without the previous express consent by the copyright owner, except for reproduction in daily press and regular printed publications on sale to the public within 60 days of the event related to those data/results and always provided that copyright symbol appears together as follows below.

© DORNA WSBK ORGANIZATION Srl 2016

4	19.796	24.794	11.791	11.109	23.913	1'31.403	239.5	12:06'39.343
5	19.730	24.722	11.972	11.029	23.996	1'31.449	241.6	12:08'10.792
6	19.736	24.756	11.751	11.174	24.492	1'31.909	243.8	12:09'42.701
7	20.055	24.763	11.824	12.427	24.004	1'33.073	242.2	12:11'15.774
8	19.799	24.922	11.962	11.207	23.946	1'31.836	237.4	12:12'47.610
9	19.810	24.892	11.900	11.160	24.201	1'31.963	239.5	12:14'19.573
10	19.901	24.919	11.920	11.701	24.054	1'32.495	240.0	12:15'52.068
11	19.876	25.078	11.833	11.034	23.910	1'31.731	241.6	12:17'23.799
12	19.686	25.041	11.847	11.036	24.351	1'31.961	242.2	12:18'55.760
13	19.801	25.377	11.957	11.444	24.000	1'32.579	241.6	12:20'28.339
14	19.774	25.121	11.981	11.346	24.086	1'32.308	236.3	12:22'00.647
15	19.911	25.166	12.013	11.306	24.050	1'32.446	240.0	12:23'33.093
16	20.025	25.075	12.005	11.165	23.984	1'32.254	236.3	12:25'05.347
17	19.903	25.214	12.010	11.215	24.066	1'32.408	238.4	12:26'37.755
18	19.993	25.121	12.037	11.646	24.231	1'33.028	237.9	12:28'10.783
19	19.934	25.019	11.897	11.326	23.986	1'32.162	240.0	12:29'42.945
20	19.887	25.007	11.929	11.229	24.010	1'32.062	238.9	12:31'15.007

61 A. ZACCONE (1'31.743)

Lap	Seg. 1	Seg. 2	Seg. 3	Seg. 4	Seg. 5	Lap Time	km/h	Local Time
1	24.454	25.567	11.879	11.888	24.537	1'38.325	234.3	12:02'03.837
2	20.345	25.001	11.922	11.292	24.859	1'33.419	237.4	12:03'37.256
3	19.960	24.914	11.903	11.159	24.521	1'32.457	236.8	12:05'09.713
4	19.929	24.829	11.966	11.276	24.063	1'32.063	235.3	12:06'41.776
5	19.937	24.924	11.843	11.254	24.102	1'32.060	238.9	12:08'13.836
6	19.836	25.042	11.889	11.200	24.103	1'32.070	235.8	12:09'45.906
7	19.897	25.011	11.945	12.388	24.128	1'33.369	231.8	12:11'19.275
8	20.005	25.099	11.917	11.197	24.154	1'32.372	232.3	12:12'51.647
9	19.945	25.067	11.984	11.222	23.960	1'32.178	234.8	12:14'23.825
10	19.909	24.876	11.863	11.094	24.123	1'31.865	235.3	12:15'55.690
11	19.894	24.908	11.910	11.139	24.003	1'31.854	234.8	12:17'27.544
12	19.863	24.838	11.905	11.215	24.026	1'31.847	235.3	12:18'59.391
13	20.055	25.129	11.919	11.096	24.064	1'32.263	234.8	12:20'31.654
14	19.971	24.969	11.897	11.128	23.980	1'31.945	233.3	12:22'03.599
15	19.929	24.879	11.902	11.099	23.934	1'31.743	234.8	12:23'35.3



Donington Park 4.023 m

UK Round, 27-28-29 May 2016

World Supersport - Chronological Analysis Race

Start at 12:00'25.512

3 / 5

14	19.854	25.197	12.027	11.233	24.060	1'32.371	236.3	12:22'08.130
15	19.921	25.279	12.115	11.322	24.132	1'32.769	235.8	12:23'40.899
16	19.987	25.037	12.098	11.309	24.178	1'32.609	235.8	12:25'46.008
17	19.868	25.089	12.105	11.255	24.219	1'32.536	236.3	12:26'46.044
18	20.050	25.247	12.100	11.338	24.061	1'32.796	233.8	12:28'18.840
19	19.917	25.314	12.033	11.351	24.271	1'32.886	236.3	12:29'51.726
20	19.967	25.253	12.049	11.298	24.173	1'32.740	236.3	12:31'24.466

78 H. OKUBO (1'32.068)

Lap	Seg. 1	Seg. 2	Seg. 3	Seg. 4	Seg. 5	Lap Time	km/h	Local Time
1	24.813	26.187	12.030	13.594	25.276	1'41.900	237.4	12:02'07.412
2	20.523	25.371	12.175	11.403	24.469	1'33.941	236.8	12:03'41.353
3	20.191	25.220	11.890	11.312	24.436	1'33.049	235.3	12:05'14.402
4	20.028	25.577	12.000	11.261	24.328	1'33.194	235.3	12:06'47.596
5	20.231	25.628	11.970	11.131	24.193	1'33.153	233.8	12:08'20.749
6	20.026	25.301	11.901	11.155	24.435	1'32.818	234.3	12:09'53.567
7	19.995	25.354	11.982	11.896	24.199	1'33.426	231.3	12:11'26.993
8	20.085	25.328	11.927	11.225	24.839	1'33.404	234.3	12:13'00.397
9	19.962	25.340	11.908	11.231	24.240	1'32.681	234.3	12:14'33.078
10	19.922	25.242	11.894	11.213	24.213	1'32.484	235.8	12:16'05.562
11	20.010	25.135	11.891	11.108	24.150	1'32.294	237.4	12:17'37.856
12	19.926	25.182	11.930	11.246	24.145	1'32.429	235.3	12:19'10.285
13	20.011	25.215	11.865	11.127	24.104	1'32.322	236.8	12:20'42.607
14	19.900	25.095	11.841	11.069	24.163	1'32.068	236.3	12:22'14.675
15	19.812	25.213	11.877	11.170	24.192	1'32.264	236.8	12:23'46.939
16	19.900	25.604	11.880	11.402	24.287	1'33.073	238.9	12:25'20.012
17	19.911	25.284	11.940	11.246	24.237	1'32.618	235.3	12:26'52.630
18	19.958	25.310	11.843	11.163	24.170	1'32.444	236.3	12:28'25.074
19	19.926	25.090	11.842	11.279	24.128	1'32.265	237.9	12:29'57.339
20	19.815	25.006	11.761	11.535	24.522	1'32.639	238.9	12:31'29.978

71 C. BERGMAN (1'32.160)

Lap	Seg. 1	Seg. 2	Seg. 3	Seg. 4	Seg. 5	Lap Time	km/h	Local Time
1	25.780	26.178	12.220	13.618	25.355	1'43.151	233.3	12:02'08.663
2	20.343	25.597	11.983	11.553	24.808	1'34.284	241.1	12:03'42.947
3	20.243	25.483	11.885	11.454	24.142	1'33.207	239.5	12:05'16.154
4	19.887	25.283	12.010	11.429	24.078	1'32.687	234.8	12:06'48.841
5	20.133	25.567	11.921	11.303	24.426	1'33.350	234.3	12:08'22.191
6	20.133	25.079	11.949	11.344	24.177	1'32.682	234.3	12:09'54.873
7	20.015	25.197	12.061	11.425	24.086	1'32.784	228.3	12:11'27.657
8	19.992	24.964	11.932	11.314	24.081	1'32.283	236.8	12:12'59.940
9	19.840	25.119	11.877	11.366	23.997	1'32.199	237.9	12:14'32.139
10	20.036	25.058	11.957	11.330	23.961	1'32.342	234.3	12:16'04.481
11	20.050	25.140	11.993	11.222	23.906	1'32.311	234.8	12:17'36.792
12	20.035	25.099	11.954	11.395	24.100	1'32.583	235.3	12:19'09.375
13	20.103	24.983	11.961	11.292	23.964	1'32.303	235.8	12:20'41.678
14	19.931	25.216	11.987	11.402	23.965	1'32.501	233.3	12:22'14.179
15	19.863	24.989	11.899	11.263	24.146	1'32.160	237.9	12:23'46.339
16	20.163	25.674	11.937	11.469	24.108	1'33.351	237.9	12:25'19.690
17	19.972	25.228	12.022	11.244	23.909	1'32.375	233.8	12:26'52.065
18	20.119	25.165	11.944	11.320	23.983	1'32.531	233.8	12:28'24.596
19	20.037	25.101	11.934	11.280	23.999	1'32.351	234.8	12:29'56.947
20	19.847	25.115	11.957	11.656	24.586	1'33.161	235.3	12:31'30.108

47 A. BASSANI (1'32.267)

Lap	Seg. 1	Seg. 2	Seg. 3	Seg. 4	Seg. 5	Lap Time	km/h	Local Time
1	25.114	26.089	11.836	11.857	24.762	1'39.658	245.5	12:02'05.170
2	20.399	25.607	11.893	11.453	24.402	1'33.754	243.2	12:03'38.924
3	20.155	24.968	11.734	11.412	24.388	1'32.657	247.1	12:05'11.581
4	20.033	25.079	11.753	11.344	24.058	1'32.267	246.0	12:06'43.848
5	20.172	24.974	11.746	11.403	24.755	1'33.050	243.8	12:08'16.898
6	20.089	24.907	11.964	11.355	24.204	1'32.519	243.8	12:09'49.417
7	20.102	25.234	11.799	11.754	24.320	1'33.209	238.4	12:11'22.626
8	20.122	24.949	11.797	11.398	24.208	1'32.474	244.3	12:12'55.100
9	20.118	25.067	11.863	11.387	24.193	1'32.628	241.1	12:14'27.728
10	20.134	25.025	11.800	11.322	24.206	1'32.487	242.2	12:16'00.215
11	20.034	25.034	11.799	11.339	24.280	1'32.486	243.8	12:17'32.701
12	20.043	25.065	11.834	11.273	24.363	1'32.578	242.2	12:19'05.279
13	20.449	25.311	11.941	11.386	24.171	1'33.258	244.9	12:20'38.537
14	20.202	25.318	12.050	11.513	24.686	1'33.769	237.4	12:22'12.306
15	20.283	25.528	12.018	11.359	24.454	1'33.642	239.5	12:23'45.948
16	20.470	26.210	11.918	11.374	25.085	1'35.057	243.8	12:25'21.005
17	20.118	25.146	11.897	11.345	24.366	1'32.872	242.7	12:26'53.877
18	20.156	25.167	11.880	11.331	24.357	1'32.891	242.7	12:28'26.768
19	20.233	25.280	11.887	11.307	24.324	1'33.031	243.2	12:29'59.799
20	20.231	25.474	11.980	11.287	24.368	1'33.340	237.4	12:31'33.139

89 A. IRWIN (1'32.447)

Lap	Seg. 1	Seg. 2	Seg. 3	Seg. 4	Seg. 5	Lap Time	km/h	Local Time
1	25.114	26.089	11.836	11.857	24.762	1'39.658	245.5	12:02'05.170

P = Pits In/Out - C = Lap-Time Cancelled

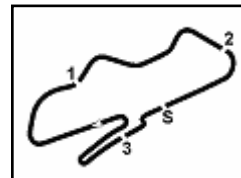
These data/results cannot be reproduced, stored and/or transmitted in whole or in part by any manner of electronic, mechanical, photocopying, recording, broadcasting or otherwise now known or herein after developed without the previous express consent by the copyright owner, except for reproduction in daily press and regular printed publications on sale to the public within 60 days of the event related to those data/results and always provided that copyright symbol appears together as follows below.

© DORNA WSBK ORGANIZATION Srl 2016

1	24.915	25.862	11.928	11.990	24.566	1'39.261	240.5	12:02'04.773
2	20.543	25.354	11.805	11.301	24.346	1'33.349	237.4	12:03'38.122
3	19.899	25.046	11.894	11.273	24.335	1'32.447	236.3	12:05'10.569
4	19.883	25.118	11.936	11.325	24.219	1'32.481	234.8	12:06'43.050
5	19.982	25.031	11.892	11.171	24.411	1'32.487	234.8	12:08'15.537
6	19.868	25.351	11.924	11.626	24.303	1'33.072	234.8	12:09'48.609
7	20.022	25.195	12.077	11.388	24.823	1'33.505	231.3	12:11'22.114
8	19.893	25.094	11.887	11.117	24.581	1'32.572	235.8	12:12'54.686
9	19.920	25.172	12.024	11.222	24.281	1'32.619	232.3	12:14'27.305
10	19.988	25.169	11.939	11.170	24.325	1'32.591	235.3	12:15'59.896
11	19.889	25.130	11.925	11.167	24.417	1'32.528	235.8	12:17'32.424
12	19.852	25.107	11.910	11.276	24.641	1'32.786	235.8	12:19'05.210
13	20.275	25.461	11.960	11.390	24.496	1'33.582	234.8	12:20'38.792
14	20.031	25.362	12.001	11.354	24.641	1'33.389	236.3	12:22'12.181
15	20.183	25.958	11.989	11.453	24.796	1'34.379	235.8	12:23'46.560
16	20.038	25.351	12.090	11.660	24.895	1'34.034	233.3	12:25'20.594
17	19.938	25.411	12.008	11.137	24.349	1'32.843	235.3	12:26'53.437
18	20.045	25.319	11.896	11.241	24.378	1'32.879	236.3	12:28'26.038
19	20.087	25.470	12.015	11.542	24.608	1'33.722	234.3	12:30'00.316
20	20.081	25.476	12.023	11.437	24.489	1'33.506	235.8	12:31'33.544

41 A. WAGNER (1'32.735)

Lap	Seg. 1	Seg. 2	Seg. 3	Seg. 4	Seg. 5	Lap Time	km/h	Local Time
1	26.298	26.219	11.985	12.066	24.919	1'41.487	238.4	12:02'06.999
2	20.085	25.353	12.023	11.236	24.846	1'33.543	235.3	12:03'40.542
3	20.308	25.116	12.060	11.442	24.349	1'33.275	234.8	12:05'13.817
4	20.201	25.260	12.085	11.373	24.582	1'33.501	231.3	12:06'47.318
5	20.150	26.312	12.369	11.382	24.502	1'34.715	232.8	12:08'22.033
6	20.398	25.330	12.001	11.283	24.341	1'33.353	233.8	12:09'55.386
7	20.199	25.150	12.106	11.875	24.381	1'33.711	228.3	12:11'29.097
8	20.277	25.284	12.086	11.247	25.510	1'34.404	232.3	12:13'03.501
9	20.300	25.357	12.042	11.271	24.310	1'33.280	233.3	12:14'36.781
10	20.170	25.281	11.984	11.195	24.437	1'33.067	233.8	12:16'09.848
11	20.096	25.438	12.051	11.274	24.580	1'33.439	235.3	12:17'43.287



Donington Park 4.023 m

UK Round, 27-28-29 May 2016

World Supersport - Chronological Analysis Race

Start at 12:00'25.512

Lap	Seg. 1	Seg. 2	Seg. 3	Seg. 4	Seg. 5	Lap Time	km/h	Local Time
11	20.007	25.237	12.059	11.349	24.627	1'33.279	233.8	12:17'39.465
12	20.063	25.363	12.045	11.427	24.734	1'33.632	231.3	12:19'13.097
13	20.163	25.445	12.079	11.714	24.705	1'34.106	231.3	12:20'47.203
14	20.105	26.442	12.173	11.373	24.507	1'34.600	229.8	12:22'21.803
15	20.172	25.514	12.130	11.433	25.468	1'34.717	232.8	12:23'56.520
16	20.229	25.428	12.031	11.457	24.697	1'33.842	235.8	12:25'30.362
17	20.019	25.290	11.956	11.505	24.680	1'33.450	236.8	12:27'03.812
18	20.120	25.480	11.961	11.741	24.958	1'34.260	236.3	12:28'38.072
19	19.962	25.323	11.960	11.353	24.459	1'33.057	235.8	12:30'11.129
20	20.027	25.360	11.938	11.390	24.694	1'33.409	236.8	12:31'44.538

96 J. ORELLANA (1'33.488)

Lap	Seg. 1	Seg. 2	Seg. 3	Seg. 4	Seg. 5	Lap Time	km/h	Local Time
1	26.400	26.461	12.107	12.263	25.679	1'42.910	238.9	12:02'08.422
2	20.315	25.636	12.060	11.193	25.114	1'34.318	239.5	12:03'42.740
3	20.598	25.540	12.003	11.555	24.745	1'34.441	235.8	12:05'17.181
4	20.675	25.608	12.103	11.207	24.619	1'34.212	234.3	12:06'51.393
5	20.392	25.756	12.158	11.210	24.609	1'34.125	234.8	12:08'25.518
6	20.408	25.329	12.094	11.153	24.504	1'33.488	234.3	12:09'59.006
7	20.358	25.605	12.208	11.492	25.021	1'34.684	230.8	12:11'33.690
8	20.278	25.564	11.939	11.411	24.574	1'33.766	237.4	12:13'07.456
9	20.303	25.538	12.034	11.253	24.489	1'33.617	231.8	12:14'41.073
10	20.420	25.727	12.035	11.194	24.529	1'33.905	232.8	12:16'14.978
11	20.452	25.659	12.151	11.164	24.620	1'34.046	233.3	12:17'49.024
12	20.544	25.559	12.043	11.293	24.403	1'33.842	232.3	12:19'22.866
13	20.399	25.501	12.103	11.176	24.399	1'33.578	232.8	12:20'56.444
14	20.434	25.754	12.060	11.193	24.605	1'34.046	232.8	12:22'30.490
15	20.435	25.550	12.138	11.405	24.776	1'34.304	233.3	12:24'04.794
16	20.424	25.484	12.121	11.204	24.695	1'33.928	231.8	12:25'38.722
17	20.741	25.704	12.139	11.206	24.537	1'34.327	232.8	12:27'13.049
18	20.538	25.633	12.099	11.225	24.564	1'34.059	232.8	12:28'47.108
19	20.583	25.902	12.123	11.289	24.711	1'34.608	233.3	12:30'21.716
20	20.550	25.738	12.131	11.286	24.670	1'34.375	234.3	12:31'56.091

74 J. VAN SIKKELERUS (1'33.672)

Lap	Seg. 1	Seg. 2	Seg. 3	Seg. 4	Seg. 5	Lap Time	km/h	Local Time
1	26.304	26.737	12.081	12.411	25.186	1'42.719	239.5	12:02'08.231
2	20.315	25.712	12.150	11.568	25.366	1'35.111	237.4	12:03'43.342
3	20.446	25.646	12.025	11.640	24.605	1'34.362	234.8	12:05'17.704
4	20.380	25.612	12.079	11.552	24.553	1'34.176	236.3	12:06'51.880
5	20.363	25.651	12.024	11.585	24.621	1'34.244	236.3	12:08'26.124
6	20.474	25.427	11.997	11.477	24.621	1'33.996	235.3	12:10'00.120
7	20.203	25.517	12.106	11.885	24.647	1'34.358	226.4	12:11'34.478
8	20.163	25.523	12.128	11.474	24.536	1'33.822	234.8	12:13'08.300
9	20.279	25.395	11.996	11.352	24.840	1'33.862	234.8	12:14'42.162
10	20.310	25.453	12.009	11.346	24.600	1'33.718	236.8	12:16'15.880
11	20.209	25.554	11.985	11.495	24.577	1'33.820	237.9	12:17'49.700
12	20.391	25.558	12.029	11.388	24.501	1'33.867	234.8	12:19'23.567
13	20.275	25.591	12.049	11.442	24.433	1'33.790	235.8	12:20'57.357
14	20.212	25.464	12.040	11.375	24.581	1'33.672	236.3	12:22'31.029
15	20.255	25.493	11.987	11.611	24.813	1'34.159	236.8	12:24'05.188
16	20.369	25.492	12.053	11.401	24.636	1'33.951	237.9	12:25'39.139
17	20.628	26.368	12.208	11.399	24.564	1'35.167	233.3	12:27'14.306
18	20.322	25.734	12.141	11.386	24.488	1'34.071	233.3	12:28'48.377
19	20.459	25.515	12.063	11.413	24.491	1'33.941	235.8	12:30'22.318
20	20.332	25.534	12.095	11.337	24.652	1'33.950	235.3	12:31'56.268

10 N. CALERO (1'33.794)

Lap	Seg. 1	Seg. 2	Seg. 3	Seg. 4	Seg. 5	Lap Time	km/h	Local Time
1	26.432	26.812	11.943	12.130	25.112	1'42.429	242.7	12:02'07.941
2	20.365	25.676	12.062	11.501	25.140	1'34.744	238.9	12:03'42.685
3	20.287	25.511	11.995	11.851	24.622	1'34.266	236.8	12:05'16.951
4	20.218	25.834	12.113	11.472	24.576	1'34.213	234.8	12:06'51.164
5	20.415	26.046	12.177	11.471	24.590	1'34.699	234.8	12:08'25.863
6	20.473	25.419	12.005	11.377	24.547	1'33.821	235.8	12:09'59.684
7	20.260	25.542	12.119	11.582	24.760	1'34.263	231.3	12:11'33.947
8	20.404	25.813	12.269	11.548	24.764	1'34.798	234.8	12:13'08.745
9	20.260	25.572	12.045	11.495	24.801	1'34.173	236.3	12:14'42.918
10	20.431	25.682	12.138	11.426	24.772	1'34.449	235.8	12:16'17.367
11	20.174	25.506	12.122	11.395	24.716	1'33.913	235.8	12:17'51.280
12	20.219	25.607	12.056	11.288	24.913	1'34.083	235.3	12:19'25.363
13	20.591	25.710	12.219	11.463	24.738	1'34.721	233.8	12:21'00.084
14	20.568	25.767	12.210	11.487	24.915	1'34.947	233.3	12:22'35.031
15	20.360	25.689	12.106	11.394	24.599	1'34.148	235.8	12:24'09.179
16	20.316	25.449	12.129	11.472	24.641	1'34.007	234.8	12:25'43.186
17	20.255	25.685	12.084	11.282	24.570	1'33.876	234.3	12:27'17.062
18	20.225	25.559	12.066	11.386	24.558	1'33.794	234.8	12:28'50.856
19	20.425	25.857	12.208	11.507	24.684	1'34.681	231.3	12:30'25.537
20	20.554	25.764	12.082	11.360	24.582	1'34.342	235.3	12:31'59.879

P = Pits In/Out - C = Lap-Time Cancelled

These data/results cannot be reproduced, stored and/or transmitted in whole or in part by any manner of electronic, mechanical, photocopying, recording, broadcasting or otherwise now known or herein after developed without the previous express consent by the copyright owner, except for reproduction in daily press and regular printed publications on sale to the public within 60 days of the event related to those data/results and always provided that copyright symbol appears together as follows below.

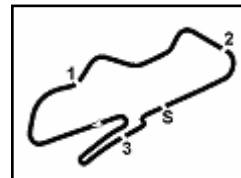
© DORNA WSBK ORGANIZATION Srl 2016

35 S. HILL (1'33.851)

Lap	Seg. 1	Seg. 2	Seg. 3	Seg. 4	Seg. 5	Lap Time	km/h	Local Time
1	25.374	26.244	11.983	12.369	24.921	1'40.891	236.8	12:02'06.403
2	20.125	25.341	11.996	11.385	25.109	1'33.956	233.8	12:03'40.359
3	20.062	25.428	12.090	11.412	24.891	1'33.883	227.8	12:05'14.242
4	20.437	25.552	12.041	11.453	24.810	1'34.293	230.8	12:06'48.535
5	20.260	26.140	12.021	11.695	24.869	1'34.985	232.3	12:08'23.520
6	20.280	25.619	12.130	11.388	24.660	1'34.077	230.3	12:09'57.597
7	20.475	25.593	12.229	12.262	25.279	1'35.838	225.0	12:11'33.435
8	20.326	25.647	11.984	11.798	25.044	1'34.799	230.3	12:13'08.234
9	20.586	25.452	12.038	11.491	24.950	1'34.517	233.8	12:14'42.751
10	20.233	25.452	12.130	11.546	24.633	1'33.994	228.8	12:16'16.745
11	20.339	25.597	12.085	11.417	24.628	1'34.066	231.3	12:17'50.811
12	20.124	25.709	12.172	11.464	24.996	1'34.465	226.9	12:19'25.276
13	20.850	25.770	12.121	11.651	24.735	1'35.127	233.3	12:21'00.403
14	20.478	25.783	12.052	11.502	24.577	1'34.392	234.3	12:22'34.795
15	20.360	25.649	12.134	11.376	24.611	1'34.130	230.3	12:24'08.925
16	20.177	25.584	12.245	11.388	24.457	1'33.851	227.4	12:25'42.776
17	20.262	25.719	12.128	11.278	24.525	1'33.912	229.3	12:27'16.688
18	20.259	25.645	12.082	11.421	24.602	1'34.009	229.3	12:28'50.697
19	20.392	26.812	12.117	11.399	24.544	1'35.264	230.3	12:30'25.961
20	20.303	25.779	11.991	11.511	24.796	1'34.380	235.8	12:32'00.341

23 C. TANGRE (1'33.642)

Lap	Seg. 1	Seg. 2	Seg. 3	Seg. 4	Seg. 5	Lap Time	km/h	Local Time
1	25.860	26.301	12.141	12.137	25.398	1'41.837	239.5	12:02'07.349
2	20.432	25.508	12.362	11.786	24.926	1'35.014	235.8	12:03'42.363
3	20.483	25.392	12.026	11.650	24.721	1'34.272	233.3	12:05'16.635
4	20.144	25.614	12.096	11.497	24.555	1'33.906	233.3	12:06'50.541
5	20.241	25.374	12.071	11.432	24.532	1'33.650	235.3	12:08'24.191
6	20.106	25.386	12.032	11.498	24.721	1'33.743	235.3	12:09'57.934
7	20.246	25.640	12.247	12.239	24.953	1'35.325	229.8	12:11'33.259
8	20.295	25.543	12.171	11.587	25.110	1'34.706	231.8	12:1



Donington Park 4.023 m

UK Round, 27-28-29 May 2016

World Supersport - Chronological Analysis Race

Start at 12:00'25.512

5 / 5

Lap	Seg. 1	Seg. 2	Seg. 3	Seg. 4	Seg. 5	Lap Time	km/h	Local Time
8	20.084	25.908	12.104	11.526	24.329	1'33.951	231.8	12:13'10.352
9	20.185	25.812	12.129	11.512	24.500	1'34.138	229.8	12:14'44.490
10	20.094	25.558	12.021	11.445	24.490	1'33.608	233.8	12:16'18.098
11	20.197	25.540	11.948	11.456	24.867	1'34.008	237.9	12:17'52.106
12	20.331	28.500	12.537	11.629	24.735	1'37.732	229.8	12:19'29.838
13	20.433	25.802	12.129	11.582	24.538	1'34.484	232.8	12:21'04.322
14	20.866	25.914	12.124	11.869	25.045	1'35.818	231.8	12:22'40.140
15	20.291	25.919	12.236	11.612	25.219	1'35.277	232.8	12:24'15.417
16	20.727	25.958	12.280	11.840	24.906	1'35.711	230.8	12:25'51.128
17	21.085	25.984	12.222	11.894	24.896	1'36.081	231.8	12:27'27.209
18	20.687	26.034	12.258	11.597	24.795	1'35.371	232.8	12:29'02.580
19	20.509	25.868	12.180	11.757	24.563	1'34.877	231.3	12:30'37.457
20	20.597	25.741	12.248	11.775	24.891	1'35.252	231.8	12:32'12.709

88 N. TEROL (1'34.444)								
Lap	Seg. 1	Seg. 2	Seg. 3	Seg. 4	Seg. 5	Lap Time	km/h	Local Time
1	25.642	26.245	12.250	15.777	26.036	1'45.950	236.3	12:02'11.462
2	20.617	25.575	12.153	11.493	24.606	1'34.444	234.3	12:03'45.906
3	20.090	25.708	12.324	11.859	28.404	1'38.385 P	231.3	12:05'24.291

50 B. ORTT (1'35.345)								
Lap	Seg. 1	Seg. 2	Seg. 3	Seg. 4	Seg. 5	Lap Time	km/h	Local Time
1	26.581	26.858	12.219	12.173	25.827	1'43.658 P	235.8	12:02'09.170
2	21.101	25.608	12.302	11.589	24.745	1'35.345	231.8	12:03'44.515

12 C. GOBBI (1'33.714)								
Lap	Seg. 1	Seg. 2	Seg. 3	Seg. 4	Seg. 5	Lap Time	km/h	Local Time
1	27.030	26.886	12.078	12.262	25.443	1'43.699	238.9	12:02'09.211
2	20.831	25.315	12.052	12.194	24.504	1'34.896	235.8	12:03'44.107
3	20.290	25.249	11.963	11.738	24.474	1'33.714	237.4	12:05'17.821
4	20.458	25.517	12.094	11.651	24.500	1'34.220	234.3	12:06'52.041
5	20.416	25.546	12.081	11.588	24.641	1'34.272	237.9	12:08'26.313
6	20.465	25.513	12.026	11.507	25.131	1'34.642	236.8	12:10'00.955
7	20.524	25.523	12.162	11.996	24.604	1'34.809	228.8	12:11'35.764
8	20.691	26.367	12.225	11.796	24.803	1'35.882	233.8	12:13'11.646
9	20.740	25.861	12.219	12.071	24.677	1'35.568	231.8	12:14'47.214
10	20.665	25.855	12.134	11.726	24.651	1'35.031	234.8	12:16'22.245
11	20.942	26.073	12.264	11.803	24.850	1'35.932	233.3	12:17'58.177
12	21.099	26.341	12.447	12.027	24.871	1'36.785	231.3	12:19'34.962
13	21.036	26.221	12.342	12.060	24.718	1'36.377	233.8	12:21'11.339
14	21.013	26.554	12.338	11.886	25.073	1'36.864	233.3	12:22'48.203
15	21.042	26.434	12.423	11.859	24.825	1'36.583	232.3	12:24'24.786
16	21.207	26.583	12.377	11.936	25.374	1'37.477	232.8	12:26'02.263
17	21.235	26.200	12.430	11.855	24.767	1'36.487	232.8	12:27'38.750
18	21.160	26.326	12.456	12.077	24.953	1'36.972	233.3	12:29'15.722
19	21.006	26.431	12.425	11.874	30.190	1'41.926	232.8	12:30'57.648

7 A. LICCIARDI (1'34.283)								
Lap	Seg. 1	Seg. 2	Seg. 3	Seg. 4	Seg. 5	Lap Time	km/h	Local Time
1	26.903	27.227	12.147	12.461	25.474	1'44.212	236.8	12:02'09.724
2	21.117	25.813	12.063	11.942	24.949	1'35.884	234.3	12:03'45.608
3	20.213	25.534	11.974	11.846	24.716	1'34.283	235.3	12:05'19.891
4	20.227	25.356	12.056	11.820	25.449	1'34.908	232.3	12:06'54.799
5	20.361	25.686	12.111	11.784	24.711	1'34.653	231.8	12:08'29.452
6	20.280	25.464	12.251	11.825	24.749	1'34.569	231.3	12:10'04.021
7	20.364	25.539	12.196	12.013	24.726	1'34.838	229.3	12:11'38.859
8	20.298	25.634	12.178	11.682	24.699	1'34.491	230.3	12:13'13.350
9	20.698	26.082	12.304	16.259	26.406	1'41.749	228.3	12:14'55.099
10	20.951	26.148	12.371	11.893	25.404	1'36.767	228.3	12:16'31.866
11	21.347	26.031	12.303	12.012	25.071	1'36.764	230.3	12:18'08.630
12	21.126	25.957	12.391	11.857	24.978	1'36.309	227.4	12:19'44.939
13	20.671	25.976	12.394	18.619	26.628	1'44.288	229.3	12:21'29.227
14	20.876	26.188	12.324	11.883	26.040	1'37.311	228.8	12:23'06.538
15	21.013	26.318	12.363	11.825	25.079	1'36.598	229.8	12:24'43.136
16	20.902	25.944	12.404	12.074	30.234	1'41.558	226.9	12:26'24.694
17	20.692	26.182	12.371	22.402	27.529	1'49.176	227.8	12:28'13.870
18	21.010	26.293	12.463	11.919	26.687	1'38.372	227.4	12:29'52.242
19	20.588	26.382	12.476	12.159	27.400	1'39.005	228.3	12:31'31.247

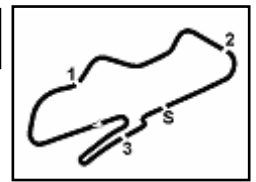
69 O. JEZEK (1'32.366)								
Lap	Seg. 1	Seg. 2	Seg. 3	Seg. 4	Seg. 5	Lap Time	km/h	Local Time
1	24.718	25.935	11.929	12.280	24.696	1'39.558	241.6	12:02'05.070
2	20.101	25.703	12.040	11.168	24.393	1'33.405	238.4	12:03'38.475
3	19.915	25.229	11.959	11.145	24.583	1'32.831	235.8	12:05'11.306
4	19.913	25.267	11.932	11.320	24.357	1'32.789	237.4	12:06'44.095
5	20.020	25.188	11.897	11.239	24.367	1'32.711	240.0	12:08'16.806
6	19.673	25.212	12.009	11.119	24.353	1'32.366	238.4	12:09'49.172
7	19.927	25.228	11.897	11.894	24.260	1'33.206	229.8	12:11'22.378
8	19.893	25.217	11.903	11.186	51.859	2'00.058 P	237.9	12:13'22.436

11 C. GAMARINO (1'31.358)								
Lap	Seg. 1	Seg. 2	Seg. 3	Seg. 4	Seg. 5	Lap Time	km/h	Local Time
1	24.818	25.645	11.818	11.571	24.667	1'38.519 P	239.5	12:02'04.031
2	19.897	24.798	11.810	11.645	24.114	1'32.264	237.4	12:03'36.295
3	19.656	24.779	12.005	11.143	24.425	1'32.008	234.3	12:05'08.303
4	19.733	24.669	11.882	11.149	24.044	1'31.477	237.4	12:06'39.780
5	19.630	24.809	11.768	11.139	24.012	1'31.358	237.4	12:08'11.138
6	19.684	24.769	11.726	11.185	24.148	1'31.512	238.9	12:09'42.650

P = Pits In/Out - C = Lap-Time Cancelled

These data/results cannot be reproduced, stored and/or transmitted in whole or in part by any manner of electronic, mechanical, photocopying, recording, broadcasting or otherwise now known or herein after developed without the previous express consent by the copyright owner, except for reproduction in daily press and regular printed publications on sale to the public within 60 days of the event related to those data/results and always provided that copyright symbol appears together as follows below.

© DORNA WSBK ORGANIZATION Srl 2016

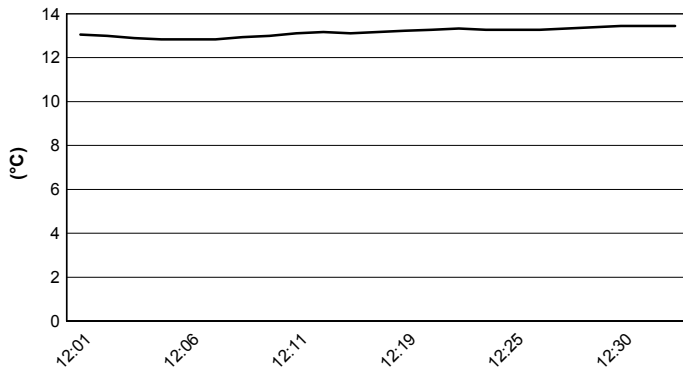


Donington Park 4.023 m

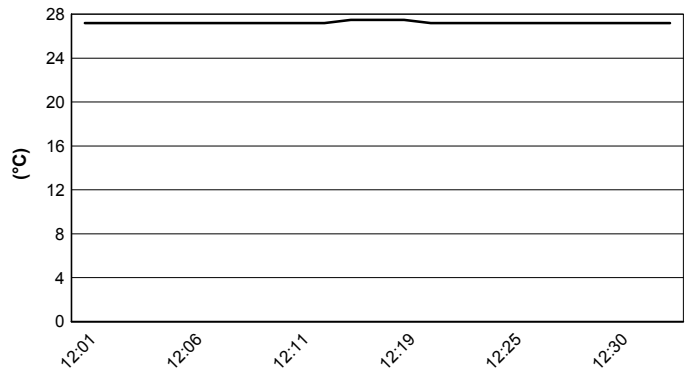
UK Round, 27-28-29 May 2016
World Supersport - Weather Report Race

Session started 12:00 Session ended 12:32

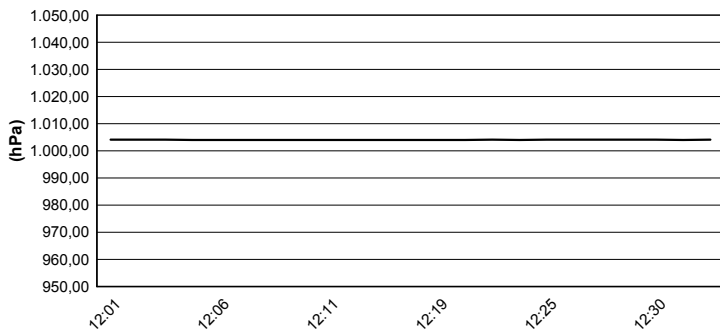
Air Temperature



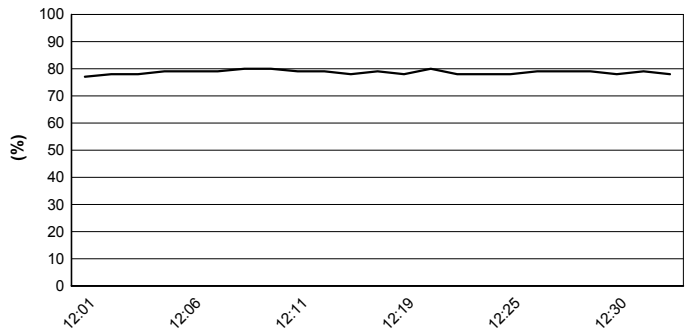
Track Temperature



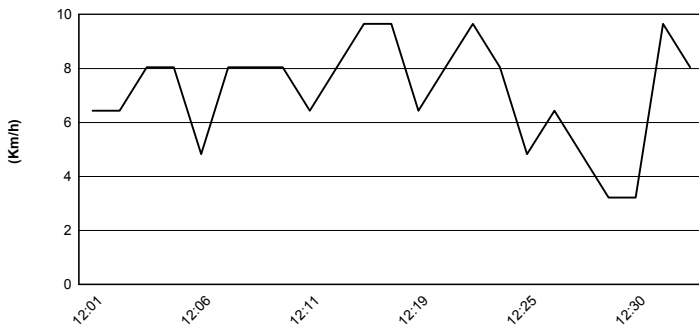
Air Pressure



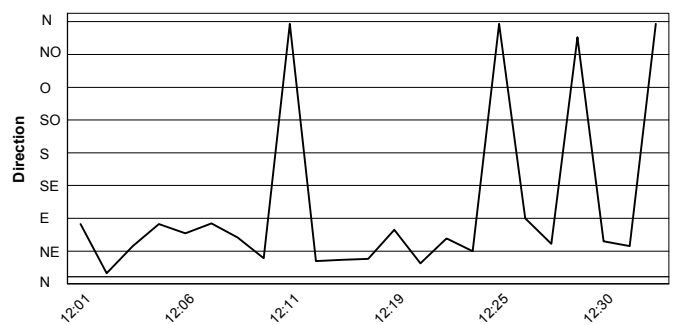
Humidity



Wind Speed

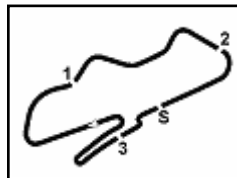


Wind Direction



These data/results cannot be reproduced, stored and/or transmitted in whole or in part by any manner of electronic, mechanical, photocopying, recording, broadcasting or otherwise now known or herein after developed without the previous express consent by the copyright owner, except for reproduction in daily press and regular printed publications on sale to the public within 60 days of the event related to those data/results and always provided that copyright symbol appears together as follows below.
© DORNA WSBK ORGANIZATION Srl 2016





UK Round, 27-28-29 May 2016

World Supersport - Championship Standings

REVISED

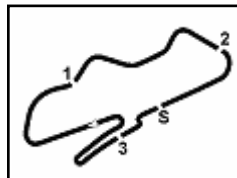
Points	Points From First	Points From Previous	Rounds														
			February 28 PHILLIP ISLAND	March 13 BURIRAM	April 3 ARAGON	April 17 ASSEN	May 1 IMOLA	May 15 SEPANG	May 29 DONINGTON PARK	June 19 MISANO	September 18 LAUSITZRING	October 2 MAGNY-COURS	October 16 JEREZ	October 28 LOSAIL			
1	SOFUOGLU Kenan (TUR)	121		20 4	25 2	16 2	25 1	10 1	25 1								
2	KRUMMENACHER Randy (SUI)	95	26	25 1	13 1	20 1	13 1	2	8 2	16 2							
3	JACOBSEN Patrick (USA)	76	45	19	11 5	16 2	5	8	16 6	13 5	20 3						
4	CLUZEL Jules (FRA)	75	46	1	25 3	13 3	4	20 3	9 3	8 4							
5	SMITH Kyle (GBR)	68	53	7	11 12	5 10	25 3	6 4	11 4	10 5							
6	REA Gino (GBR)	65	56	3	9 7	7 7	10	20 5	8	16 6	13 6						
7	BALDOLINI Alex (ITA)	60	61	5	10 6	10 4	7	11 7	13 5	7 7	9 7						
8	CARICASULO Federico (ITA)	54	67	6	20 2	4	9 4	5 6	9 6	6 8	5 8						
9	BADOVINI Ayrton (ITA)	49	72	5			9 18	8 15	25 9	7 9							
10	KHAIRUDDIN Zulfahmi (MAS)	40	81	9	3 13	9 11	8 7	12	14	20 10	10						
11	JEZEK Ondrej (CZE)	33	88	7	8 8	6 9	2 10	7 11	10 9	11	11						
12	TEROL Nicolas (ESP)	31	90	2	5 11	17	16 6	3 10	7 10	12	12						
13	GAMARINO Christian (ITA)	30	91	1	13 4	10	6 9	6 9	11	5 13	13						
14	ZACCONE Alessandro (ITA)	26	95	4			11 14	16	11 12	14	4 14						
15	BASSANI Axel (ITA)	21	100	5			10 16	8 13	3 13	15	15						
16	MIKHALCHIK Illia (UKR)	20	101	1			3 23	10 15	4 15	16	3 16						
17	STAPLEFORD Luke (GBR)	19	102	1		2 20	24	4 23	24	2 21	11 17						
18	ZANETTI Lorenzo (ITA)	17	104	2		8 13	17	19	20	3 20	6 18						
19	WEST Anthony (AUS)	16	105	1	16 3	7	10	14	17	17	19						
20	WAHR Kevin (GER)	16	105	0		4 19	7 14	16	5 17	17	19						
21	ROLFO Roberto (ITA)	15	106	1	7 9	14	18	20	2 19	4 19	2 21						
22	WAGNER Aiden (AUS)	7	114	8	6 10	1 14	18	20	21	22	22						
23	SCOTT Glenn (AUS)	7	114	0	4 12	3 14	18	20	21	22	22						
24	RYDE Kyle (GBR)	7	114	0			4 22	2 23	1 21	22	22						
25	KRAISART Decha (THA)	5	116	2		5 17	21	25	25	25	25						

N. 87 (Zanetti L.) has been disqualified in the Imola Round as per art. 2.5.8.2 - 2.5.8.10 - 2.5.8.12 - 2.5.9.1

First Line: Championship Standings - Second Line: Ranking Progression

These data/results cannot be reproduced, stored and/or transmitted in whole or in part by any manner of electronic, mechanical, photocopying, recording, broadcasting or otherwise now known or herein after developed without the previous express consent by the copyright owner, except for reproduction in daily press and regular printed publications on sale to the public within 60 days of the event related to those data/results and always provided that copyright symbol appears together as follows below.

© DORNA WSBK ORGANIZATION Srl 2016



Donington Park 4.023 m

UK Round, 27-28-29 May 2016

World Supersport - Championship Standings

REVISED

	Points	Points From First	Points From Previous	February 28 PHILLIP ISLAND	March 13 BURIRAM	April 3 ARAGON	April 17 ASSEN	May 1 IMOLA	May 15 SEPANG	May 29 DONINGTON PARK	June 19 MISANO	September 18 LAUSITZRING	October 2 MAGNY-COURS	October 16 JEREZ	October 28 LOSAIL			
26 PHILLIS Alex (AUS)	2	119	3	2 14	20	24	26	26	26	26								
27 OKUBO Hikari (JPN)	2	119	0						1 27	1 26								
28 TANGRE Cédric (FRA)	1	120	1				1 27	27	27	28								
29 CALERO Nacho (ESP)	1	120	0			1 26	27	27	27	28								
30 LEVY Mitch (AUS)	1	120	0	1 15	22	26	27	27	27	28								

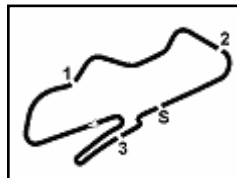
N. 87 (Zanetti L.) has been disqualified in the Imola Round as per art. 2.5.8.2 - 2.5.8.10 - 2.5.8.12 - 2.5.9.1

First Line: Championship Standings - Second Line: Ranking Progression

These data/results cannot be reproduced, stored and/or transmitted in whole or in part by any manner of electronic, mechanical, photocopying, recording, broadcasting or otherwise now known or herein after developed without the previous express consent by the copyright owner, except for reproduction in daily press and regular printed publications on sale to the public within 60 days of the event related to those data/results and always provided that copyright symbol appears together as follows below.

© DORNA WSBK ORGANIZATION Srl 2016





Donington Park 4.023 m

UK Round, 27-28-29 May 2016

World Supersport - Championship Standings

REVISED

Points	Points From First	Points From Previous	European Supersport															
			February 28 PHILLIP ISLAND	March 13 BURIRAM	April 3 ARAGON	April 17 ASSEN	May 1 IMOLA	May 15 SEPANG	May 29 DONINGTON PARK	June 19 MISANO	September 18 LAUSITZRING	October 2 MAGNY-COURS	October 16 JEREZ	October 28 LOSAIL				
1 ZACCONE Alessandro (ITA)	26				11 1	3	11 1	1	4 1									
2 BASSANI Axel (ITA)	21 5			10 2	8 1	3 2	2	2										
3 MIKHALCHIK Illia (UKR)	20 6 1			3 3	10 2	4 3	3	3 3										
4 TANGRE Cédric (FRA)	1 25 19				1 4	4	4	4										

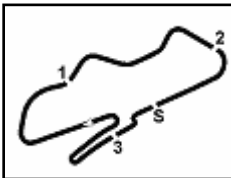
N. 87 (Zanetti L.) has been disqualified in the Imola Round as per art. 2.5.8.2 - 2.5.8.10 - 2.5.8.12 - 2.5.9.1

First Line: Championship Standings - Second Line: Ranking Progression

These data/results cannot be reproduced, stored and/or transmitted in whole or in part by any manner of electronic, mechanical, photocopying, recording, broadcasting or otherwise now known or herein after developed without the previous express consent by the copyright owner, except for reproduction in daily press and regular printed publications on sale to the public within 60 days of the event related to those data/results and always provided that copyright symbol appears together as follows below.

© DORNA WSBK ORGANIZATION Srl 2016





Donington Park 4.023 m

UK Round, 27-28-29 May 2016

World Supersport - Manufacturers Standings

Points	Points From First	Points From Previous	February 28	March 13	April 3	April 17	May 1	May 15	May 29	June 19	September 18	October 2	October 16	October 28			
			PHILLIP ISLAND	BURIRAM	ARAGON	ASSEN	IMOLA	SEPANG	DONINGTON PARK	MISANO	LAUSITZRING	MAGNY-COURS	JEREZ	LOSAIL			
1	KAWASAKI	156	25 1	20 1	25 1	16 1	25 1	20 1	25 1								
2	HONDA	131	25	20 2	16 2	9 3	25 3	16 3	25 2	20 2							
3	MV AGUSTA	120	36	11	10 4	25 3	16 2	20 2	20 2	16 3	13 3						
4	YAMAHA	28	128	92	16 3	5 4	4 4	2 4	1 4								
5	TRIUMPH	17	139	11				4 5	2 5	11 5							
6	SUZUKI	1	155	16				1 6									

N. 87 (Zanetti L.) has been disqualified in the Imola Round as per art. 2.5.8.2 - 2.5.8.10 - 2.5.8.12 - 2.5.9.1

First Line: Championship Standings - Second Line: Ranking Progression

These data/results cannot be reproduced, stored and/or transmitted in whole or in part by any manner of electronic, mechanical, photocopying, recording, broadcasting or otherwise now known or herein after developed without the previous express consent by the copyright owner, except for reproduction in daily press and regular printed publications on sale to the public within 60 days of the event related to those data/results and always provided that copyright symbol appears together as follows below.

© DORNA WSBK ORGANIZATION Srl 2016

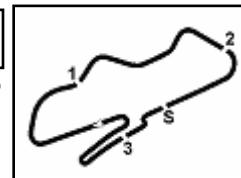
PIRELLI PERUGIA TIMING



Official Tyre Supplier



Official Timekeeper



Donington Park 4.023 m

UK Round, 27-28-29 May 2016

World Supersport - Pirelli Best Lap Award

Points	Points From First	Points From Previous	February 28	March 13	April 3	April 17	May 1	May 15	May 29	June 19	September 18	October 2	October 16	October 28					
			PHILLIP ISLAND	BURIRAM	ARAGON	ASSEN	IMOLA	SEPANG	DONINGTON PARK	MISANO	LAUSITZRING	MAGNY-COURS	JEREZ	LOSAIL					
Fastest Laps																			
1 SMITH Kyle (GBR)	3			1		1			1										
2 SOFUOGLU Kenan (TUR)	1 2				1														
3 JACOBSEN Patrick (USA)	1 2 0							1											
4 CLUZEL Jules (FRA)	1 2 0						1												
5 ZANETTI Lorenzo (ITA)	1 2 0	1																	

These data/results cannot be reproduced, stored and/or transmitted in whole or in part by any manner of electronic, mechanical, photocopying, recording, broadcasting or otherwise now known or herein after developed without the previous express consent by the copyright owner, except for reproduction in daily press and regular printed publications on sale to the public within 60 days of the event related to those data/results and always provided that copyright symbol appears together as follows below.

© DORNA WSBK ORGANIZATION Srl 2016

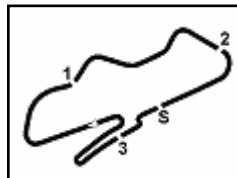
FIKR PERUGIA TIMING



Official Tyre Supplier



Official Timekeeper



UK Round, 27-28-29 May 2016

World Supersport - Rider's Performance

Donington Park 4.023 m

	Points	Points From First	Points From Previous	February 28 PHILLIP ISLAND		March 13 BURIRAM		April 3 ARAGON		April 17 ASSEN		May 1 IMOLA		May 15 SEPANG		May 29 DONINGTON PARK		June 19 MISANO		September 18 LAUSITZRING		October 2 MAGNY-COURS		October 16 JEREZ		October 28 LOSAIL										
				G	R	G	R	G	R	G	R	G	R	G	R	G	R	G	R	G	R	G	R	G	R	G	R	G	R	G	R	G	R			
1 SOFUOGLU	121			1	Rt	3	2	1	1	3	3	2	1	1	6	1	1																			
2 KRUMMENACHER	95	26		3	1	2	4	2	2	1	4	4		2	8	5	3																			
3 JACOBSEN	76	45	19	2	5	4	3	4	Rt	4	Rt	3	3	4	4	2	2																			
4 CLUZEL	75	46	1	8	17	1	1	3	4	13	18	1	2	7	7	13	8																			
5 SMITH	68	53	7	10	Rt	6	5	18	11	6	1	14	10	15	5	8	6																			
6 REA	65	56	3	18	7	9	9	9	Rt	8	2	9	Rt	3	3	7	4																			
7 BALDOLINI	60	61	5	6	6	5	6	7	Rt	5	5	8	4	14	9	4	7																			
8 CARICASULO	54	67	6	4	2	15	17	16	7	20	11	7	7	11	10	15	11																			
9 BADOVINI	49	72	5							15	7	6	8	6	1	6	9																			
10 KHAIRUDDIN	40	81	9	17	13	13	7	17	8	22	20	11	25	5	2	22	20																			
11 JEZEK	33	88	7	14	8	17	10	20	14	7	9	10	6	9	17	12	Rt																			
12 TEROL	31	90	2	11	11	8	Rt	8	3	14	13	13	9	10	Rt	18	Rt																			
13 GAMARINO	30	91	1	7	4	20	16	5	10	18	10	18	16	13	11	14	Rt																			
14 ZACCONE	26	95	4					10	5	16	19	12	5			11	12																			
15 BASSANI	21	100	5					12	6	24	8	17	13			19	17																			
16 MIKHALCHIK	20	101	1					15	13	11	6	20	12			10	13																			
17 STAPLEFORD	19	102	1							2	12	37	18	17	14	3	5																			
18 ZANETTI	17	104	2	5	Rt	16	8	6	Rt	9	29	5	Ex	12	13	9	10																			
19 WAHR	16	105	1	12		11	12	14	9	10	16	16	11	18	Rt																					
20 WEST	16	105	0	13	3					12																										
21 ROLFO	15	106	1	22	9	23	18	11	Rt	17	22	15	14	8	12	20	14																			
22 SCOTT	7	114	8	20	12	18	13	35								34																				
23 WAGNER	7	114	0	16	10	21	15	22	Rt			21	17	21	16	29	19																			
24 RYDE	7	114	0	9	19	19	Rt	13	12	21	14	22	15			26	21																			
25 KRAISART	5	116	2			14	11																													
26 PHILLIS	2	119	3	23	14																															
27 OKUBO	2	119	0	19	Rt	12	20	27	16	27	24	26	19	16	15	16	15																			
28 TANGRE	1	120	1					29	Rt	15	31	26				25	26																			
29 CALERO	1	120	0	21	18	22	19	21	15		26	27	22	19	21	24	24																			
30 LEVY	1	120	0	24	15																															

N. 87 (Zanetti L.) has been disqualified in the Imola Round as per art. 2.5.8.2 - 2.5.8.10 - 2.5.8.12 - 2.5.9.1

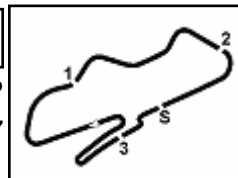
G = Grid - 1 = Race 1 - 2 = Race 2

Ns = Did Not Start - Rt = Retired - Ex = Excluded - Fl = Fallen

These data/results cannot be reproduced, stored and/or transmitted in whole or in part by any manner of electronic, mechanical, photocopying, recording, broadcasting or otherwise now known or herein after developed without the previous express consent by the copyright owner, except for reproduction in daily press and regular printed publications on sale to the public within 60 days of the event related to those data/results and always provided that copyright symbol appears together as follows below.

© DORNA WSBK ORGANIZATION Srl 2016





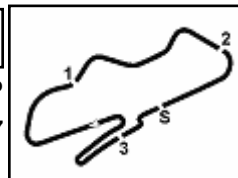
UK Round, 27-28-29 May 2016

World Supersport - Best Laps & Speeds

No.	Rider		Best Lap		FP1		FP2		FP3		SP1		SP2		WU		RC	
	Nat	Bike	laps	speed	laps	speed	laps	speed	laps	speed	laps	speed	laps	speed	laps	speed	laps	speed
1	1	SOFUOGLU Kenan	1'30.298		1'31.181	1'31.131	1'30.857						1'30.298	1'31.275	1'30.959			
	TUR	Kawasaki ZX-6R	94	244	25	242	27	243	7	244			7	241	8	238	20	241
2	2	JACOBSEN Patrick	1'30.522		1'32.101	1'31.336	1'31.262						1'30.522	1'31.333	1'31.135			
	USA	Honda CBR600RR	86	246	19	244	23	246	9	243			6	244	9	242	20	242
3	81	STAPLEFORD Luke	1'30.677		1'32.264	1'31.160	1'31.419						1'30.677	1'31.441	1'31.231			
	GBR	Triumph Daytona 675	83	244	16	241	22	243	9	244			7	242	9	242	20	244
4	111	SMITH Kyle	1'30.887		1'31.882	1'31.674	1'32.221						1'31.404	1'32.379	1'30.887			
	GBR	Honda CBR600RR	101	244	29	243	29	240	6	240			8	237	9	235	20	244
5	25	BALDOLINI Alex	1'30.908		1'32.073	1'31.980	1'32.363			1'31.131			1'30.908	1'32.494	1'31.275			
	ITA	MV Agusta F3 675	85	244	23	242	13	238	9	240	7	244	6	242	7	235	20	243
6	21	KRUMMENACHER Randy	1'31.039		1'32.045	1'31.119	1'31.914						1'31.039	1'31.444	1'31.087			
	SUI	Kawasaki ZX-6R	91	243	23	241	23	239	9	243			7	238	9	239	20	242
7	4	REA Gino	1'31.082		1'31.803	1'31.082	1'31.444						1'31.205	1'32.120	1'31.421			
	GBR	MV Agusta F3 675	93	243	21	243	26	241	9	243			8	242	9	239	20	243
8	86	BADOVINI Ayrtton	1'31.108		1'32.134	1'31.584	1'31.746						1'31.108	1'31.816	1'31.326			
	ITA	Honda CBR600RR	77	240	15	240	18	238	8	240			7	239	9	235	20	236
9	61	ZACCONE Alessandro	1'31.221		1'33.510	1'32.465	1'32.644			1'31.221			1'31.728	1'32.691	1'31.743			
	ITA	Kawasaki ZX-6R	103	242	27	237	24	240	9	242	7	239	7	237	9	240	20	239
10	16	CLUZEL Jules	1'31.323		1'32.468	1'32.119	1'32.399			1'31.376				1'31.860	1'31.323			
	FRA	MV Agusta F3 675	68	245	16	243	10	241	7	244	6	243		9	245	20	245	
11	64	CARICASULO Federico	1'31.331		1'33.149	1'32.303	1'31.959			1'31.469				1'31.721	1'31.331			
	ITA	Honda CBR600RR	91	245	23	241	25	239	8	245	7	242		8	240	20	244	
12	87	ZANETTI Lorenzo	1'31.332		1'33.455	1'31.682	1'32.942						1'31.516	1'32.390	1'31.332			
	ITA	MV Agusta F3 675	79	243	18	239	19	243	7	243			6	241	9	242	20	243
13	11	GAMARINO Christian	1'31.358		1'32.809	1'32.214	1'32.678			1'31.459				1'32.189	1'31.358			
	ITA	Kawasaki ZX-6R	78	242	23	240	26	242	7	238	7	237		9	237	6	239	
14	55	MIKHALCHIK Illia	1'31.594		1'32.653	1'31.669	1'32.996						1'31.594	1'32.689	1'31.676			
	UKR	Kawasaki ZX-6R	92	242	27	238	20	242	9	238			7	240	9	238	20	240
15	78	OKUBO Hikari	1'31.706		1'34.152	1'32.723	1'33.009			1'31.706				1'32.863	1'32.068			
	JPN	Honda CBR600RR	94	241	25	238	25	239	9	238	7	241		8	235	20	239	
16	69	JEZEK Ondrej	1'31.801		1'32.521	1'31.801	1'32.857						1'34.576	1'32.745	1'32.366			
	CZE	Kawasaki ZX-6R	70	242	28	239	24	238	3	240			1	236	6	238	8	242
17	89	IRWIN Andrew	1'32.059		1'32.649	1'32.600	1'33.489			1'32.059				1'33.134	1'32.447			
	GBR	Yamaha YZF R6	98	241	27	240	26	239	8	237	8	238		9	238	20	241	
18	44	ROLFO Roberto	1'32.065		1'32.394	1'32.065	1'32.447			1'32.508				1'32.606	1'32.204			
	ITA	MV Agusta F3 675	83	243	20	239	19	241	9	242	6	243		9	237	20	242	
19	71	BERGMAN Christoffer	1'32.160		1'33.722	1'32.809	1'33.583			1'32.900				1'33.375	1'32.160			
	SWE	Honda CBR600RR	99	241	26	238	28	239	9	239	7	240		9	237	20	241	
20	88	TEROL Nicolas	1'32.161		1'32.793		1'33.277			1'32.161				1'33.046	1'34.444			
	ESP	MV Agusta F3 675	49	241	22	241		9	236	7	238		8	238	3	236		

These data/results cannot be reproduced, stored and/or transmitted in whole or in part by any manner of electronic, mechanical, photocopying, recording, broadcasting or otherwise now known or herein after developed without the previous express consent by the copyright owner, except for reproduction in daily press and regular printed publications on sale to the public within 60 days of the event related to those data/results and always provided that copyright symbol appears together as follows below.

© DORNA WSBK ORGANIZATION Srl 2016



UK Round, 27-28-29 May 2016

World Supersport - Best Laps & Speeds

No.	Rider		Best Lap		FP1		FP2		FP3		SP1		SP2		WU		RC	
	Nat	Bike	laps	speed	laps	speed	laps	speed	laps	speed	laps	speed	laps	speed	laps	speed	laps	speed
21	47 BASSANI Axel		1'32.267		1'34.591		1'33.000		1'32.319		1'32.465				1'33.006		1'32.267	
	ITA	Kawasaki ZX-6R	94	247	25	242	25	243	9	247	6	244	9	243	20	247		
22	77 RYDE Kyle		1'32.722		1'34.796		1'33.903		1'33.936		1'33.650				1'33.208		1'32.722	
	GBR	MV Agusta F3 675	63	240	5	233	15	233	7	238	7	237	9	240	20	238		
23	41 WAGNER Aiden		1'32.735		1'32.927		1'32.750		1'34.045		1'34.012				1'32.883		1'32.735	
	AUS	MV Agusta F3 675	83	242	26	240	21	242	4	238	3	238	9	237	20	239		
24	63 KHAIRUDDIN Zulfahmi		1'32.830		1'34.022		1'33.314		1'33.991		1'33.042				1'33.262		1'32.830	
	MAS	Kawasaki ZX-6R	91	245	25	245	23	243	8	242	6	243	9	239	20	243		
25	96 ORELLANA Javier		1'33.027		1'33.699		1'33.027		1'34.114		1'34.377				1'34.305		1'33.488	
	ESP	Honda CBR600RR	94	239	27	237	30	236	7	237	2	238	8	233	20	239		
26	23 TANGRE Cédric		1'32.935		1'34.406		1'33.183		1'32.935		1'33.444				1'34.114		1'33.642	
	FRA	Suzuki GSX-R600	90	239	25	237	24	238	8	239	4	239	9	237	20	239		
27	35 HILL Stefan		1'33.352		1'34.347		1'33.853		1'35.199		1'33.352				1'35.096		1'33.851	
	GBR	Honda CBR600RR	92	237	25	231	25	235	8	232	6	237	8	228	20	237		
28	10 CALERO Nacho		1'33.364		1'35.216		1'34.236		1'34.077		1'33.364				1'33.895		1'33.794	
	ESP	Kawasaki ZX-6R	93	243	23	238	26	239	8	238	7	240	9	237	20	243		
29	83 EPIS Lachlan		1'33.608		1'35.809		1'34.788		1'34.547		1'33.789				1'33.758		1'33.608	
	AUS	Kawasaki ZX-6R	94	241	25	237	27	238	8	241	5	235	9	234	20	239		
30	74 VAN SIKKELERUS Jaimie		1'33.672		1'34.903		1'34.386		1'34.834		1'33.938				1'34.835		1'33.672	
	NED	Yamaha YZF R6	101	239	27	237	27	236	9	238	9	238	9	235	20	239		
31	12 GOBBI Christopher		1'33.714		1'35.770		1'34.442		1'34.492		1'34.061				1'34.581		1'33.714	
	ITA	Yamaha YZF R6	86	239	21	234	24	236	7	238	7	238	8	236	19	239		
32	6 STIRPE Davide		1'34.017		1'34.762		1'34.898		1'34.152		1'34.017				1'34.591		1'34.076	
	ITA	Kawasaki ZX-6R	99	241	28	238	28	238	9	241	6	241	8	237	20	239		
33	50 ORTT Braeden		1'34.235		1'36.290		1'35.728		1'35.849		1'34.235				1'34.881		1'35.345	
	CAN	Honda CBR600RR	80	237	25	234	26	233	9	233	9	237	9	230	2	236		
34	7 LICCIARDI Angelo		1'34.283		1'37.094		1'35.931		1'35.260		1'34.781				1'34.689		1'34.283	
	BEL	Kawasaki ZX-6R	88	237	28	235	17	235	7	235	8	237	9	237	19	237		
35	68 SCOTT Glenn		1'34.449		1'40.861		1'35.223		1'35.598		1'34.449				1'35.106			
	AUS	Honda CBR600RR	44	239	4	237	21	239	6	239	8	239	5	238				

29/05/2016

These data/results cannot be reproduced, stored and/or transmitted in whole or in part by any manner of electronic, mechanical, photocopying, recording, broadcasting or otherwise now known or herein after developed without the previous express consent by the copyright owner, except for reproduction in daily press and regular printed publications on sale to the public within 60 days of the event related to those data/results and always provided that copyright symbol appears together as follows below.

© DORNA WSBK ORGANIZATION Srl 2016

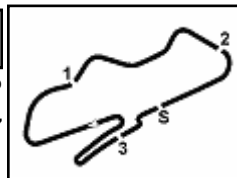
FICR PERUGIA TIMING



Official Tyre Supplier



Official Timekeeper



Donington Park 4.023 m

UK Round, 27-28-29 May 2016

World Supersport - Race Winners

	2013	2014	2015	2016
01 Phillip Island GP Circuit	Sofuoglu K. (Tur) Kaw	Cluzel J. (Fra) Mva	Cluzel J. (Fra) Mva	Krummenacher R. (Sui) Kaw
02 Chang International			Wilairot R. (Tha) Hon	Cluzel J. (Fra) Mva
03 MotorLand Aragon	Foret F. (Fra) Kaw	Sofuoglu K. (Tur) Kaw	Sofuoglu K. (Tur) Kaw	Sofuoglu K. (Tur) Kaw
04 TT Circuit Assen	Lowes S. (Gbr) Yam	van der Mark M. (Ned) Hon	Sofuoglu K. (Tur) Kaw	Smith K. (Gbr) Hon
05 Imola Circuit	Sofuoglu K. (Tur) Kaw	Zanetti L. (Ita) Hon	Sofuoglu K. (Tur) Kaw	Sofuoglu K. (Tur) Kaw
06 Sepang International		van der Mark M. (Ned) Hon	Jacobsen P. (Usa) Hon	Badovini A. (Ita) Hon
07 Donington Park	Lowes S. (Gbr) Yam	van der Mark M. (Ned) Hon	Sofuoglu K. (Tur) Kaw	Sofuoglu K. (Tur) Kaw
08 Misano World Circuit		Cluzel J. (Fra) Mva	Cluzel J. (Fra) Mva	
10 Circuit de Nevers	Sofuoglu K. (Tur) Kaw	Cluzel J. (Fra) Mva	Jacobsen P. (Usa) Hon	
11 Circuito de Jerez	Lowes S. (Gbr) Yam	van der Mark M. (Ned) Hon	Sofuoglu K. (Tur) Kaw	
12 Losail International		van der Mark M. (Ned) Hon	Smith K. (Gbr) Hon	

2016

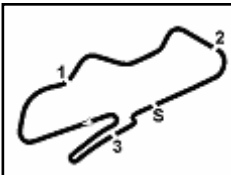
- 3 K. Sofuoglu
- 1 A. Badovini
- 1 J. Cluzel
- 1 R. Krummenacher
- 1 K. Smith

ALL TIMES

- | | | |
|-------------------|-------------------|---------------|
| 35 K. Sofuoglu | 4 K. Curtain | 1 L. Lanzi |
| 16 F. Foret | 4 C. Vermeulen | 1 A. Badovini |
| 12 S. Charpentier | 3 I. MacPherson | 1 Y. Tiberio |
| 12 E. Laverty | 3 C. Kellner | 1 M. Roccoli |
| 11 K. Muggeridge | 3 L. Scassa | 1 M. Pirro |
| 11 J. Cluzel | 3 J. Lascorz | 1 G. Rea |
| 8 S. Lowes | 3 J. Rea | 1 L. Zanetti |
| 7 A. Pitt | 2 R. Xaus | 1 R. Wilairot |
| 6 P. Casoli | 2 J. Brookes | 1 R. |
| 6 K. Fujiwara | 2 A. West | Krummenacher |
| 6 S. Chambon | 2 K. Smith | |
| 6 J. Teuchert | 2 P. Jacobsen | |
| 6 B. Parkes | 1 P. Bontempi | |
| 6 C. Davies | 1 P. Riba | |
| 6 M. van der Mark | 1 W. Zeelenberg | |
| 5 C. Crutchlow | 1 G. Nannelli | |
| 4 J. Whitham | 1 J. Vd Goorbergh | |

These data/results cannot be reproduced, stored and/or transmitted in whole or in part by any manner of electronic, mechanical, photocopying, recording, broadcasting or otherwise now known or herein after developed without the previous express consent by the copyright owner, except for reproduction in daily press and regular printed publications on sale to the public within 60 days of the event related to those data/results and always provided that copyright symbol appears together as follows below.

© DORNA WSBK ORGANIZATION Srl 2016



Donington Park 4.023 m

UK Round, 27-28-29 May 2016

World Supersport - Team Standings

	February 28 PHILLIP ISLAND	March 13 BURIRAM	April 3 ARAGON	April 17 ASSEN	May 1 IMOLA	May 15 SEPANG	May 29 DONINGTON PARK	June 19 MISANO	September 18 LAUSITZRING	October 2 MAGNY-COURS	October 16 JEREZ	October 28 LOSAIL
1 Kawasaki Puccetti Racing	216											
SOFUOGLU Kenan	121	20	25	16	25	10	25					
KRUMMENACHER Randy	95	25	13	20	13	8	16					
2 MV Agusta Reparto Corse	92											
CLUZEL Jules	75	25	13		20	9	8					
ZANETTI Lorenzo	17	8				3	6					
3 Honda World Supersport Team	76											
JACOBSEN Patrick	76	11	16		16	13	20					
4 CIA Landlord Insurance Honda	72											
SMITH Kyle	68		11	5	25	6	11	10				
OKUBO Hikari	2					1	1					
STAPLEFORD Luke	2	2										
5 Gemar Balloons - Team Lorini	72											
BADOVINI Ayrton	49				9	8	25	7				
WAHR Kevin	16		4	7		5						
SCOTT Glenn	7	4	3									
6 GRT Racing Team	72											
REA Gino	65	9	7		20		16	13				
WAGNER Aiden	7	6	1									
7 Team GoEleven	63											
JEZEK Ondrej	33	8	6	2	7	10						
GAMARINO Christian	30	13		6	6		5					
8 Race Department ATK#25	60											
BALDOLINI Alex	60	10	10		11	13	7	9				
9 Bardahl Evan Bros. Honda Racing	54											
CARICASULO Federico	54	20		9	5	9	6	5				
10 San Carlo Team Italia	47											
ZACCONE Alessandro	26			11		11		4				
BASSANI Axel	21			10	8	3						
11 Orelac Racing VerdNatura	41											
KHAIRUDDIN Zulfahmi	40	3	9	8			20					
CALERO Nacho	1			1								
12 Tribeca Racing	32											
WEST Anthony	32	16										
13 Schmidt Racing	31											
TEROL Nicolas	31	5		16	3	7						
14 DS Junior Team	20											
MIKHALCHIK Illia	20			3	10	4		3				
15 Profile Racing	17											
STAPLEFORD Luke	17				4		2	11				
16 Team Factory Vamag	15											
ROLFO Roberto	15	7				2	4	2				
17 Ranieri Med - SC Racing	7											
RYDE Kyle	7			4	2	1						
18 Yamaha Thailand Racing Team	5											
KRAISART Decha	5		5									
19 AARK Racing	2											
PHILLIS Alex	2	2										
20 Landbridge Racing	1											
LEVY Mitch	1	1										
21 Team Yohann Moto Sport	1											
TANGRE Cedric	1				1							

These data/results cannot be reproduced, stored and/or transmitted in whole or in part by any manner of electronic, mechanical, photocopying, recording, broadcasting or otherwise now known or herein after developed without the previous express consent by the copyright owner, except for reproduction in daily press and regular printed publications on sale to the public within 60 days of the event related to those data/results and always provided that copyright symbol appears together as follows below.

© DORNA WSBK ORGANIZATION Srl 2016

FICR PERUGIA TIMING



Official Tyre Supplier



Official Timekeeper