SUPERSPORT FIM WORLD CHAMPIONSHIP

9

WorldSSP

102/07

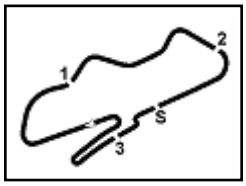

UK Round, 27-28-29 May 2016

World Supersport - Free Practices Combined Results

Donington Park 4.023 m

	No.	Rider	Nat	Team	Bike	Class	FP1	FP2	Time	Gap	Rel.	Avg	Laps
1	4	G. REA	GBR	GRT Racing Team	MV Agusta F3 675		1'31.803	**1'31.082**	**1'31.082**			159,008	47
2	21	R. KRUMMENACHER	SUI	Kawasaki Puccetti Racing	Kawasaki ZX-6R		1'32.045	**1'31.119**	**1'31.119**	0.037	0.037	158,944	46
3	1	K. SOFUOGLU	TUR	Kawasaki Puccetti Racing	Kawasaki ZX-6R		1'31.181	**1'31.131**	**1'31.131**	0.049	0.012	158,923	52
4	81	L. STAPLEFORD	GBR	Profile Racing	Triumph Daytona 675		1'32.264	**1'31.160**	**1'31.160**	0.078	0.029	158,872	38
5	2	P. JACOBSEN	USA	Honda World Supersport Team	Honda CBR600RR		1'32.101	**1'31.336**	**1'31.336**	0.254	0.176	158,566	42
6	86	A. BADOVINI	ITA	Gemar Balloons - Team Lorini	Honda CBR600RR		1'32.134	**1'31.584**	**1'31.584**	0.502	0.248	158,137	33
7	55	I. MIKHALCHIK	UKR	DS Junior Team	Kawasaki ZX-6R	ESS	1'32.653	**1'31.669**	**1'31.669**	0.587	0.085	157,990	47
8	111	K. SMITH	GBR	CIA Landlord Insurance Honda	Honda CBR600RR		1'31.882	**1'31.674**	**1'31.674**	0.592	0.005	157,982	58
9	87	L. ZANETTI	ITA	MV Agusta Reparto Corse	MV Agusta F3 675		1'33.455	**1'31.682**	**1'31.682**	0.600	0.008	157,968	37
10	69	O. JEZEK	CZE	Team GoEleven	Kawasaki ZX-6R		1'32.521	**1'31.801**	**1'31.801**	0.719	0.119	157,763	52
11	25	A. BALDOLINI	ITA	Race Department ATK#25	MV Agusta F3 675		1'32.073	**1'31.980**	**1'31.980**	0.898	0.179	157,456	36
12	44	R. ROLFO	ITA	Team Factory Vamag	MV Agusta F3 675		1'32.394	**1'32.065**	**1'32.065**	0.983	0.085	157,311	39
13	16	J. CLUZEL	FRA	MV Agusta Reparto Corse	MV Agusta F3 675		1'32.468	**1'32.119**	**1'32.119**	1.037	0.054	157,218	26
14	11	C. GAMARINO	ITA	Team GoEleven	Kawasaki ZX-6R		1'32.809	**1'32.214**	**1'32.214**	1.132	0.095	157,056	49
15	64	F. CARICASULO	ITA	Bardahl Evan Bros. Honda Racing	Honda CBR600RR		1'33.149	**1'32.303**	**1'32.303**	1.221	0.089	156,905	48
16	61	A. ZACCONE	ITA	San Carlo Team Italia	Kawasaki ZX-6R	ESS	1'33.510	**1'32.465**	**1'32.465**	1.383	0.162	156,630	51
17	89	A. IRWIN	GBR	Appleyard Macadam Racing, with Integro	Yamaha YZF R6		1'32.649	**1'32.600**	**1'32.600**	1.518	0.135	156,402	53
18	78	H. OKUBO	JPN	CIA Landlord Insurance Honda	Honda CBR600RR		1'34.152	**1'32.723**	**1'32.723**	1.641	0.123	156,194	50
19	41	A. WAGNER	AUS	GRT Racing Team	MV Agusta F3 675		1'32.927	**1'32.750**	**1'32.750**	1.668	0.027	156,149	47
20	88	N. TEROL	ESP	Schmidt Racing	MV Agusta F3 675		**1'32.793**		**1'32.793**	1.711	0.043	156,076	22
21	71	C. BERGMAN	SWE	CIA Landlord Insurance Honda	Honda CBR600RR		1'33.722	**1'32.809**	**1'32.809**	1.727	0.016	156,050	54
22	47	A. BASSANI	ITA	San Carlo Team Italia	Kawasaki ZX-6R	ESS	1'34.591	**1'33.000**	**1'33.000**	1.918	0.191	155,729	50
23	96	J. ORELLANA	ESP	WILSport Racedays Honda	Honda CBR600RR	ESS	1'33.699	**1'33.027**	**1'33.027**	1.945	0.027	155,684	57
24	23	C. TANGRE	FRA	Team Yohann Moto Sport	Suzuki GSX-R600	ESS	1'34.406	**1'33.183**	**1'33.183**	2.101	0.156	155,423	49
25	63	Z. KHAIRUDDIN	MAS	Orelac Racing VerdNatura	Kawasaki ZX-6R		1'34.022	**1'33.314**	**1'33.314**	2.232	0.131	155,205	48
26	35	S. HILL	GBR	CIA Landlord Insurance Honda	Honda CBR600RR		1'34.347	**1'33.853**	**1'33.853**	2.771	0.539	154,314	50
27	77	K. RYDE	GBR	Schmidt Racing	MV Agusta F3 675		1'34.796	**1'33.903**	**1'33.903**	2.821	0.050	154,231	20
28	10	N. CALERO	ESP	Orelac Racing VerdNatura	Kawasaki ZX-6R		1'35.216	**1'34.236**	**1'34.236**	3.154	0.333	153,686	49
29	74	J. VAN SIKKELERUS	NED	MTM Team	Yamaha YZF R6	ESS	1'34.903	**1'34.386**	**1'34.386**	3.304	0.150	153,442	54
30	12	C. GOBBI	ITA	VFT Racing	Yamaha YZF R6	ESS	1'35.770	**1'34.442**	**1'34.442**	3.360	0.056	153,351	45
31	6	D. STIRPE	ITA	Scuderia Maranga Racing	Kawasaki ZX-6R	ESS	**1'34.762**	1'34.898	**1'34.762**	3.680	0.320	152,833	56
32	83	L. EPIS	AUS	Response RE Racing	Kawasaki ZX-6R		1'35.809	**1'34.788**	**1'34.788**	3.706	0.026	152,791	52
33	68	G. SCOTT	AUS	Gemar Balloons - Team Lorini	Honda CBR600RR		1'40.861	**1'35.223**	**1'35.223**	4.141	0.435	152,094	25
34	50	B. ORTT	CAN	WILSport Racedays Honda	Honda CBR600RR	ESS	1'36.290	**1'35.728**	**1'35.728**	4.646	0.505	151,291	51
35	7	A. LICCIARDI	BEL	R2 MotorRacing Team	Kawasaki ZX-6R	ESS	1'37.094	**1'35.931**	**1'35.931**	4.849	0.203	150,971	45

These data/results cannot be reproduced, stored and/or transmitted in whole or in part by any manner of electronic, mechanical, photocopying, recording, broadcasting or otherwise now known or herein after developed without the previous express consent by the copyright owner, except for reproduction in daily press and regular printed publications on sale to the public within 60 days of the event related to those data/results and always provided that copyright symbol appears together as follows below.
© DORNA WSBK ORGANIZATION Srl 2016

27/05/2016

PIRELLI
Official Tyre Supplier

TISSOT
SWISS WATCHES SINCE 1853
Official Timekeeper

SUPERSPORT FIM WORLD CHAMPIONSHIP

10

WorldSSP

102/07

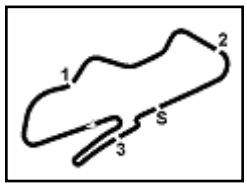

UK Round, 27-28-29 May 2016

World Supersport - Results Free Practice 2nd Session

Donington Park 4.023 m

	No.	Rider	Nat	Team	Bike	Class	Time	Gap	Rel.	Laps	Speed Avg	Speed Max
1	4	G. REA	GBR	GRT Racing Team	MV Agusta F3 675		1'31.082			26	159,008	241,1
2	21	R. KRUMMENACHER	SUI	Kawasaki Puccetti Racing	Kawasaki ZX-6R		1'31.119	0.037	0.037	23	158,944	238,9
3	1	K. SOFUOGLU	TUR	Kawasaki Puccetti Racing	Kawasaki ZX-6R		1'31.131	0.049	0.012	27	158,923	242,7
4	81	L. STAPLEFORD	GBR	Profile Racing	Triumph Daytona 675		1'31.160	0.078	0.029	22	158,872	242,7
5	2	P. JACOBSEN	USA	Honda World Supersport Team	Honda CBR600RR		1'31.336	0.254	0.176	23	158,566	246,0
6	86	A. BADOVINI	ITA	Gemar Balloons - Team Lorini	Honda CBR600RR		1'31.584	0.502	0.248	18	158,137	238,4
7	55	I. MIKHALCHIK	UKR	DS Junior Team	Kawasaki ZX-6R	ESS	1'31.669	0.587	0.085	20	157,990	241,6
8	111	K. SMITH	GBR	CIA Landlord Insurance Honda	Honda CBR600RR		1'31.674	0.592	0.005	29	157,982	240,0
9	87	L. ZANETTI	ITA	MV Agusta Reparto Corse	MV Agusta F3 675		1'31.682	0.600	0.008	19	157,968	243,2
10	69	O. JEZEK	CZE	Team GoEleven	Kawasaki ZX-6R		1'31.801	0.719	0.119	24	157,763	238,4
11	25	A. BALDOLINI	ITA	Race Department ATK#25	MV Agusta F3 675		1'31.980	0.898	0.179	13	157,456	237,9
12	44	R. ROLFO	ITA	Team Factory Vamag	MV Agusta F3 675		1'32.065	0.983	0.085	19	157,311	241,1
13	16	J. CLUZEL	FRA	MV Agusta Reparto Corse	MV Agusta F3 675		1'32.119	1.037	0.054	10	157,218	241,1
14	11	C. GAMARINO	ITA	Team GoEleven	Kawasaki ZX-6R		1'32.214	1.132	0.095	26	157,056	241,6
15	64	F. CARICASULO	ITA	Bardahl Evan Bros. Honda Racing	Honda CBR600RR		1'32.303	1.221	0.089	25	156,905	238,9
16	61	A. ZACCONE	ITA	San Carlo Team Italia	Kawasaki ZX-6R	ESS	1'32.465	1.383	0.162	24	156,630	240,0
17	89	A. IRWIN	GBR	Appleyard Macadam Racing, with Inte	Yamaha YZF R6		1'32.600	1.518	0.135	26	156,402	239,5
18	78	H. OKUBO	JPN	CIA Landlord Insurance Honda	Honda CBR600RR		1'32.723	1.641	0.123	25	156,194	238,9
19	41	A. WAGNER	AUS	GRT Racing Team	MV Agusta F3 675		1'32.750	1.668	0.027	21	156,149	242,2
20	71	C. BERGMAN	SWE	CIA Landlord Insurance Honda	Honda CBR600RR		1'32.809	1.727	0.059	28	156,050	238,9
21	47	A. BASSANI	ITA	San Carlo Team Italia	Kawasaki ZX-6R	ESS	1'33.000	1.918	0.191	25	155,729	242,7
22	96	J. ORELLANA	ESP	WILSport Racedays Honda	Honda CBR600RR	ESS	1'33.027	1.945	0.027	30	155,684	235,8
23	23	C. TANGRE	FRA	Team Yohann Moto Sport	Suzuki GSX-R600	ESS	1'33.183	2.101	0.156	24	155,423	238,4
24	63	Z. KHAIRUDDIN	MAS	Orelac Racing VerdNatura	Kawasaki ZX-6R		1'33.314	2.232	0.131	23	155,205	243,2
25	35	S. HILL	GBR	CIA Landlord Insurance Honda	Honda CBR600RR		1'33.853	2.771	0.539	25	154,314	234,8
26	77	K. RYDE	GBR	Schmidt Racing	MV Agusta F3 675		1'33.903	2.821	0.050	15	154,231	233,3
27	10	N. CALERO	ESP	Orelac Racing VerdNatura	Kawasaki ZX-6R		1'34.236	3.154	0.333	26	153,686	239,5
28	74	J. VAN SIKKELERUS	NED	MTM Team	Yamaha YZF R6	ESS	1'34.386	3.304	0.150	27	153,442	236,3
29	12	C. GOBBI	ITA	VFT Racing	Yamaha YZF R6	ESS	1'34.442	3.360	0.056	24	153,351	236,3
30	83	L. EPIS	AUS	Response RE Racing	Kawasaki ZX-6R		1'34.788	3.706	0.346	27	152,791	237,9
31	6	D. STIRPE	ITA	Scuderia Maranga Racing	Kawasaki ZX-6R	ESS	1'34.898	3.816	0.110	28	152,614	238,4
32	68	G. SCOTT	AUS	Gemar Balloons - Team Lorini	Honda CBR600RR		1'35.223	4.141	0.325	21	152,094	238,9
33	50	B. ORTT	CAN	WILSport Racedays Honda	Honda CBR600RR	ESS	1'35.728	4.646	0.505	26	151,291	233,3
34	7	A. LICCIARDI	BEL	R2 MotorRacing Team	Kawasaki ZX-6R	ESS	1'35.931	4.849	0.203	17	150,971	234,8
35	88	N. TEROL	ESP	Schmidt Racing	MV Agusta F3 675					0		

AIR	Humidity:	56%	Temp:	17°C
TRACK	Condition:	Dry	Temp:	31°C

Lap Record:	2015 J.Cluzel	1'30.425	160,160	Km/h
Best Lap	2015 K.Sofuoglu	1'29.925	161,050	Km/h

These data/results cannot be reproduced, stored and/or transmitted in whole or in part by any manner of electronic, mechanical, photocopying, recording, broadcasting or otherwise now known or herein after developed without the previous express consent by the copyright owner, except for reproduction in daily press and regular printed publications on sale to the public within 60 days of the event related to those data/results and always provided that copyright symbol appears together as follows below.
© DORNA WSBK ORGANIZATION Srl 2016

	Start	End
27/05/2016	14:50	15:52

The results are provisional until the end of the time limit for protests and appeals and the completion of the technical checks.

FICR PERUGIA TIMING

PIRELLI
Official Tyre Supplier

TISSOT
SWISS WATCHES SINCE 1853
Official Timekeeper

SUPERSPORT FIM WORLD CHAMPIONSHIP

10

WorldSSP

102/07

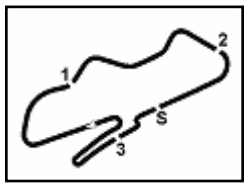

UK Round, 27-28-29 May 2016

World Supersport - Results Free Practice 2nd Session

Donington Park 4.023 m

Session Highlights

14.50.06		Start
14.54.30	Licciardi	Technical Problem - Turn 1
15.18.30	Sofuoglu	Crashed - Rider OK - Turn 11
15.18.38	Baldolini	Crashed - Rider OK - Turn 11
15.19.09	Sofuoglu	Re-joined
15.19.18	Baldolini	Re-joined
15.24.04	Mikhalchik	Crashed - Rider OK - Turn 11
15.24.14	Mikhalchik	Re-joined
15.35.36	Calero	Time Deleted - Cut Chicane
15.39.17	Mikhalchik	Technical Problem - Turn 5
15.41.21	Rolfo	Technical Problem - Turn 7
15.45.02	Irwin	Crashed - Turn 4
15.45.11	Khairuddin	Crashed - Turn 4
15.46.08	Gamarino	Time Deleted - Cut Chicane
15.48.03	Ryde	Crashed - Turn 12
15.49.28	Caricasulo	Technical Problem - Turn 10
15.49.42	Okubo	On the Gravel - Re-Joined - Turn 8
15.50.41	Tangre	Time Deleted - Cut Chicane
15.52.09		End Of Session

Fastest Laps Sequence

No.	Rider	Nat	Team	Bike	Local Time	Time	Gap	Avg
1	K. **SOFUOGLU**	TUR	Kawasaki Puccetti Racing	Kawasaki ZX-6R	14:53'18.200	**1'32.351**		156,823
1	K. **SOFUOGLU**	TUR	Kawasaki Puccetti Racing	Kawasaki ZX-6R	14:54'50.221	**1'32.021**	-0.330	157,386
1	K. **SOFUOGLU**	TUR	Kawasaki Puccetti Racing	Kawasaki ZX-6R	14:56'21.909	**1'31.688**	-0.333	157,957
2	P. **JACOBSEN**	USA	Honda World Supersport Team	Honda CBR600RR	14:58'47.105	**1'31.623**	-0.065	158,069
1	K. **SOFUOGLU**	TUR	Kawasaki Puccetti Racing	Kawasaki ZX-6R	15:12'26.533	**1'31.316**	-0.307	158,601
81	L. **STAPLEFORD**	GBR	Profile Racing	Triumph Daytona 675	15:30'52.632	**1'31.160**	-0.156	158,872
4	G. **REA**	GBR	GRT Racing Team	MV Agusta F3 675	15:44'05.024	**1'31.082**	-0.078	159,008

These data/results cannot be reproduced, stored and/or transmitted in whole or in part by any manner of electronic, mechanical, photocopying, recording, broadcasting or otherwise now known or herein after developed without the previous express consent by the copyright owner, except for reproduction in daily press and regular printed publications on sale to the public within 60 days of the event related to those data/results and always provided that copyright symbol appears together as follows below.
© DORNA WSBK ORGANIZATION Srl 2016

	Start	End	
27/05/2016	14:50	15:52	The results are provisional until the end of the time limit for protests and appeals and the completion of the technical checks.

PIRELLI
Official Tyre Supplier

TISSOT
SWISS WATCHES SINCE 1853
Official Timekeeper

SUPERSPORT FIM WORLD CHAMPIONSHIP

11

WorldSSP

102/07

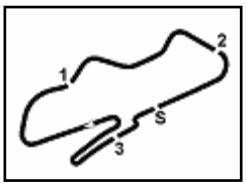

UK Round, 27-28-29 May 2016

World Supersport - Best Sector & Speed Free Practice 2nd Session

Donington Park 4.023 m

Best Lap

1	4	G. REA	MV Agusta F3 675	1'31.082
2	21	R. KRUMMENACHER	Kawasaki ZX-6R	1'31.119
3	1	K. SOFUOGLU	Kawasaki ZX-6R	1'31.131
4	81	L. STAPLEFORD	Triumph Daytona 675	1'31.160
5	2	P. JACOBSEN	Honda CBR600RR	1'31.336
6	86	A. BADOVINI	Honda CBR600RR	1'31.584
7	55	I. MIKHALCHIK	Kawasaki ZX-6R	1'31.669
8	111	K. SMITH	Honda CBR600RR	1'31.674
9	87	L. ZANETTI	MV Agusta F3 675	1'31.682
10	69	O. JEZEK	Kawasaki ZX-6R	1'31.801
11	25	A. BALDOLINI	MV Agusta F3 675	1'31.980
12	44	R. ROLFO	MV Agusta F3 675	1'32.065
13	16	J. CLUZEL	MV Agusta F3 675	1'32.119
14	11	C. GAMARINO	Kawasaki ZX-6R	1'32.214
15	64	F. CARICASULO	Honda CBR600RR	1'32.303
16	61	A. ZACCONE	Kawasaki ZX-6R	1'32.465
17	89	A. IRWIN	Yamaha YZF R6	1'32.600
18	78	H. OKUBO	Honda CBR600RR	1'32.723
19	41	A. WAGNER	MV Agusta F3 675	1'32.750
20	71	C. BERGMAN	Honda CBR600RR	1'32.809
21	47	A. BASSANI	Kawasaki ZX-6R	1'33.000
22	96	J. ORELLANA	Honda CBR600RR	1'33.027
23	23	C. TANGRE	Suzuki GSX-R600	1'33.183
24	63	Z. KHAIRUDDIN	Kawasaki ZX-6R	1'33.314
25	35	S. HILL	Honda CBR600RR	1'33.853
26	77	K. RYDE	MV Agusta F3 675	1'33.903
27	10	N. CALERO	Kawasaki ZX-6R	1'34.236
28	74	J. VAN SIKKELERUS	Yamaha YZF R6	1'34.386
29	12	C. GOBBI	Yamaha YZF R6	1'34.442
30	83	L. EPIS	Kawasaki ZX-6R	1'34.788
31	6	D. STIRPE	Kawasaki ZX-6R	1'34.898
32	68	G. SCOTT	Honda CBR600RR	1'35.223
33	50	B. ORTT	Honda CBR600RR	1'35.728
34	7	A. LICCIARDI	Kawasaki ZX-6R	1'35.931
35	88	N. TEROL	MV Agusta F3 675	

Top Speeds

1	2	P. JACOBSEN	Honda CBR600RR	246.0
2	63	Z. KHAIRUDDIN	Kawasaki ZX-6R	243.2
3	87	L. ZANETTI	MV Agusta F3 675	243.2
4	1	K. SOFUOGLU	Kawasaki ZX-6R	242.7
5	47	A. BASSANI	Kawasaki ZX-6R	242.7
6	81	L. STAPLEFORD	Triumph Daytona 675	242.7
7	41	A. WAGNER	MV Agusta F3 675	242.2
8	55	I. MIKHALCHIK	Kawasaki ZX-6R	241.6
9	11	C. GAMARINO	Kawasaki ZX-6R	241.6
10	4	G. REA	MV Agusta F3 675	241.1
11	16	J. CLUZEL	MV Agusta F3 675	241.1
12	44	R. ROLFO	MV Agusta F3 675	241.1
13	111	K. SMITH	Honda CBR600RR	240.0
14	61	A. ZACCONE	Kawasaki ZX-6R	240.0
15	10	N. CALERO	Kawasaki ZX-6R	239.5
16	89	A. IRWIN	Yamaha YZF R6	239.5
17	71	C. BERGMAN	Honda CBR600RR	238.9
18	64	F. CARICASULO	Honda CBR600RR	238.9
19	78	H. OKUBO	Honda CBR600RR	238.9
20	68	G. SCOTT	Honda CBR600RR	238.9
21	21	R. KRUMMENACHER	Kawasaki ZX-6R	238.9
22	23	C. TANGRE	Suzuki GSX-R600	238.4
23	6	D. STIRPE	Kawasaki ZX-6R	238.4
24	69	O. JEZEK	Kawasaki ZX-6R	238.4
25	86	A. BADOVINI	Honda CBR600RR	238.4
26	25	A. BALDOLINI	MV Agusta F3 675	237.9
27	83	L. EPIS	Kawasaki ZX-6R	237.9
28	74	J. VAN SIKKELERUS	Yamaha YZF R6	236.3
29	12	C. GOBBI	Yamaha YZF R6	236.3
30	96	J. ORELLANA	Honda CBR600RR	235.8
31	35	S. HILL	Honda CBR600RR	234.8
32	7	A. LICCIARDI	Kawasaki ZX-6R	234.8
33	77	K. RYDE	MV Agusta F3 675	233.3
34	50	B. ORTT	Honda CBR600RR	233.3

Seg. 1

1	2	P. JACOBSEN	19.599
2	1	K. SOFUOGLU	19.613
3	4	G. REA	19.635
4	111	K. SMITH	19.657
5	21	R. KRUMMENAC	19.716
6	86	A. BADOVINI	19.724
7	25	A. BALDOLINI	19.749
8	81	L. STAPLEFORD	19.751
9	87	L. ZANETTI	19.756
10	44	R. ROLFO	19.776
11	16	J. CLUZEL	19.799
12	55	I. MIKHALCHIK	19.809
13	69	O. JEZEK	19.824
14	64	F. CARICASULO	19.870
15	89	A. IRWIN	19.937
16	11	C. GAMARINO	19.941
17	23	C. TANGRE	19.943
18	61	A. ZACCONE	19.952
19	78	H. OKUBO	19.981
20	41	A. WAGNER	20.051
21	63	Z. KHAIRUDDIN	20.054
22	47	A. BASSANI	20.090
23	71	C. BERGMAN	20.107
24	96	J. ORELLANA	20.119
25	35	S. HILL	20.131
26	10	N. CALERO	20.217
27	6	D. STIRPE	20.227
28	77	K. RYDE	20.249
29	74	J. VAN SIKKELER	20.293
30	83	L. EPIS	20.330
31	12	C. GOBBI	20.424
32	7	A. LICCIARDI	20.615
33	50	B. ORTT	20.622
34	68	G. SCOTT	20.647

Seg. 2

1	21	R. KRUMMENAC	24.728
2	2	P. JACOBSEN	24.817
3	81	L. STAPLEFORD	24.843
4	1	K. SOFUOGLU	24.854
5	86	A. BADOVINI	24.858
6	64	F. CARICASULO	24.872
7	111	K. SMITH	24.907
8	4	G. REA	24.913
9	87	L. ZANETTI	24.960
10	89	A. IRWIN	25.029
11	16	J. CLUZEL	25.033
12	11	C. GAMARINO	25.033
13	41	A. WAGNER	25.058
14	55	I. MIKHALCHIK	25.063
15	44	R. ROLFO	25.080
16	25	A. BALDOLINI	25.113
17	69	O. JEZEK	25.114
18	61	A. ZACCONE	25.165
19	47	A. BASSANI	25.187
20	78	H. OKUBO	25.214
21	96	J. ORELLANA	25.224
22	23	C. TANGRE	25.278
23	63	Z. KHAIRUDDIN	25.386
24	71	C. BERGMAN	25.396
25	10	N. CALERO	25.495
26	77	K. RYDE	25.517
27	35	S. HILL	25.532
28	6	D. STIRPE	25.564
29	12	C. GOBBI	25.577
30	74	J. VAN SIKKELER	25.712
31	83	L. EPIS	25.826
32	7	A. LICCIARDI	25.992
33	68	G. SCOTT	26.006
34	50	B. ORTT	26.117

Seg. 3

1	2	P. JACOBSEN	11.685
2	81	L. STAPLEFORD	11.700
3	21	R. KRUMMENAC	11.769
4	1	K. SOFUOGLU	11.784
5	55	I. MIKHALCHIK	11.792
6	11	C. GAMARINO	11.793
7	69	O. JEZEK	11.800
8	61	A. ZACCONE	11.803
9	64	F. CARICASULO	11.820
10	89	A. IRWIN	11.826
11	86	A. BADOVINI	11.835
12	47	A. BASSANI	11.849
13	63	Z. KHAIRUDDIN	11.850
14	4	G. REA	11.859
15	111	K. SMITH	11.869
16	41	A. WAGNER	11.870
17	78	H. OKUBO	11.881
18	23	C. TANGRE	11.889
19	25	A. BALDOLINI	11.911
20	10	N. CALERO	11.923
21	87	L. ZANETTI	11.926
22	44	R. ROLFO	11.932
23	71	C. BERGMAN	11.953
24	96	J. ORELLANA	11.982
25	35	S. HILL	11.994
26	16	J. CLUZEL	12.000
27	74	J. VAN SIKKELER	12.018
28	68	G. SCOTT	12.024
29	77	K. RYDE	12.070
30	83	L. EPIS	12.121
31	6	D. STIRPE	12.129
32	12	C. GOBBI	12.168
33	7	A. LICCIARDI	12.173
34	50	B. ORTT	12.288

Seg. 4

1	2	P. JACOBSEN	10.960
2	1	K. SOFUOGLU	10.965
3	21	R. KRUMMENAC	11.008
4	69	O. JEZEK	11.008
5	111	K. SMITH	11.023
6	11	C. GAMARINO	11.053
7	4	G. REA	11.059
8	81	L. STAPLEFORD	11.067
9	86	A. BADOVINI	11.074
10	87	L. ZANETTI	11.078
11	96	J. ORELLANA	11.111
12	41	A. WAGNER	11.131
13	61	A. ZACCONE	11.131
14	44	R. ROLFO	11.134
15	55	I. MIKHALCHIK	11.135
16	16	J. CLUZEL	11.149
17	64	F. CARICASULO	11.169
18	89	A. IRWIN	11.186
19	25	A. BALDOLINI	11.262
20	78	H. OKUBO	11.280
21	71	C. BERGMAN	11.283
22	77	K. RYDE	11.310
23	35	S. HILL	11.326
24	23	C. TANGRE	11.337
25	10	N. CALERO	11.371
26	74	J. VAN SIKKELER	11.374
27	63	Z. KHAIRUDDIN	11.387
28	47	A. BASSANI	11.454
29	83	L. EPIS	11.475
30	50	B. ORTT	11.520
31	12	C. GOBBI	11.531
32	6	D. STIRPE	11.580
33	68	G. SCOTT	11.688
34	7	A. LICCIARDI	11.759

Seg. 5

1	4	G. REA	23.615
2	1	K. SOFUOGLU	23.708
3	81	L. STAPLEFORD	23.797
4	111	K. SMITH	23.814
5	55	I. MIKHALCHIK	23.823
6	21	R. KRUMMENAC	23.823
7	86	A. BADOVINI	23.835
8	2	P. JACOBSEN	23.921
9	87	L. ZANETTI	23.926
10	25	A. BALDOLINI	23.945
11	71	C. BERGMAN	23.984
12	69	O. JEZEK	23.988
13	64	F. CARICASULO	23.991
14	16	J. CLUZEL	24.038
15	44	R. ROLFO	24.040
16	11	C. GAMARINO	24.053
17	63	Z. KHAIRUDDIN	24.103
18	89	A. IRWIN	24.124
19	61	A. ZACCONE	24.149
20	78	H. OKUBO	24.230
21	23	C. TANGRE	24.231
22	47	A. BASSANI	24.309
23	96	J. ORELLANA	24.375
24	41	A. WAGNER	24.408
25	77	K. RYDE	24.480
26	83	L. EPIS	24.481
27	35	S. HILL	24.487
28	12	C. GOBBI	24.532
29	74	J. VAN SIKKELER	24.538
30	10	N. CALERO	24.555
31	50	B. ORTT	24.789
32	6	D. STIRPE	24.833
33	68	G. SCOTT	24.851
34	7	A. LICCIARDI	25.013

27/05/2016

These data/results cannot be reproduced, stored and/or transmitted in whole or in part by any manner of electronic, mechanical, photocopying, recording, broadcasting or otherwise now known or herein after developed without the previous express consent by the copyright owner, except for reproduction in daily press and regular printed publications on sale to the public within 60 days of the event related to those data/results and always provided that copyright symbol appears together as follows below.
© DORNA WSBK ORGANIZATION Srl 2016

PIRELLI
Official Tyre Supplier
TISSOT SWISS WATCHES SINCE 1853
Official Timekeeper

SUPERSPORT FIM WORLD CHAMPIONSHIP

12

WorldSSP

102/07

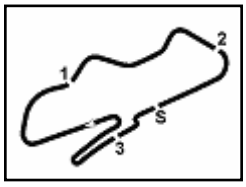

UK Round, 27-28-29 May 2016

World Supersport - Ideal Times Free Practice 2nd Session

Donington Park 4.023 m

	No.	Rider	Nat	Bike	Seg. 1 Diff. 1	Seg. 2 Diff. 2	Seg. 3 Diff. 3	Seg. 4 Diff. 4	Seg. 5 Diff. 5	Ideal Time Best Lap	Pos.	Diff.
1	1	K. **SOFUOGLU**	TUR	Kawasaki ZX-6R	19.613 0.025	24.854 0.097	11.784 0.085	10.965	23.708	**1'30.924** 1'31.131	4	0.207
2	2	P. **JACOBSEN**	USA	Honda CBR600RR	**19.599** 0.033	24.817 0.140	**11.685** 0.037	**10.960** 0.091	23.921 0.053	**1'30.982** 1'31.336	6	0.354
3	21	R. **KRUMMENACHER**	SUI	Kawasaki ZX-6R	19.716 0.015	**24.728**	11.769	11.008 0.060	23.823	**1'31.044** 1'31.119	3	0.075
4	4	G. **REA**	GBR	MV Agusta F3 675	19.635	24.913	11.859 0.001	11.059	**23.615**	**1'31.081** 1'31.082	2	0.001
5	81	L. **STAPLEFORD**	GBR	Triumph Daytona 675	19.751	24.843	11.700	11.067 0.002	23.797	**1'31.158** 1'31.160	5	0.002
6	111	K. **SMITH**	GBR	Honda CBR600RR	19.657 0.190	24.907 0.119	11.869 0.005	11.023	23.814 0.090	**1'31.270** 1'31.674	9	0.404
7	86	A. **BADOVINI**	ITA	Honda CBR600RR	19.724 0.075	24.858 0.121	11.835 0.030	11.074	23.835 0.032	**1'31.326** 1'31.584	7	0.258
8	55	I. **MIKHALCHIK**	UKR	Kawasaki ZX-6R	19.809	25.063 0.043	11.792 0.004	11.135	23.823	**1'31.622** 1'31.669	8	0.047
9	87	L. **ZANETTI**	ITA	MV Agusta F3 675	19.756 0.026	24.960	11.926	11.078	23.926 0.010	**1'31.646** 1'31.682	10	0.036
10	64	F. **CARICASULO**	ITA	Honda CBR600RR	19.870 0.123	24.872	11.820 0.113	11.169 0.345	23.991	**1'31.722** 1'32.303	16	0.581
11	69	O. **JEZEK**	CZE	Kawasaki ZX-6R	19.824 0.015	25.114	11.800 0.046	11.008	23.988 0.006	**1'31.734** 1'31.801	11	0.067
12	11	C. **GAMARINO**	ITA	Kawasaki ZX-6R	19.941 0.070	25.033 0.023	11.793 0.087	11.053 0.069	24.053 0.092	**1'31.873** 1'32.214	15	0.341
13	44	R. **ROLFO**	ITA	MV Agusta F3 675	19.776	25.080	11.932 0.002	11.134 0.101	24.040	**1'31.962** 1'32.065	13	0.103
14	25	A. **BALDOLINI**	ITA	MV Agusta F3 675	19.749	25.113	11.911	11.262	23.945	**1'31.980** 1'31.980	12	0.000
15	16	J. **CLUZEL**	FRA	MV Agusta F3 675	19.799 0.076	25.033 0.005	12.000 0.007	11.149 0.012	24.038	**1'32.019** 1'32.119	14	0.100
16	89	A. **IRWIN**	GBR	Yamaha YZF R6	19.937 0.068	25.029 0.212	11.826	11.186 0.060	24.124 0.158	**1'32.102** 1'32.600	18	0.498
17	61	A. **ZACCONE**	ITA	Kawasaki ZX-6R	19.952	25.165	11.803 0.056	11.131 0.094	24.149 0.115	**1'32.200** 1'32.465	17	0.265
18	41	A. **WAGNER**	AUS	MV Agusta F3 675	20.051	25.058	11.870 0.110	11.131 0.041	24.408 0.081	**1'32.518** 1'32.750	20	0.232
19	78	H. **OKUBO**	JPN	Honda CBR600RR	19.981	25.214	11.881 0.022	11.280 0.045	24.230 0.070	**1'32.586** 1'32.723	19	0.137
20	23	C. **TANGRE**	FRA	Suzuki GSX-R600	19.943 0.164	25.278 0.084	11.889 0.090	11.337 0.059	24.231 0.108	**1'32.678** 1'33.183	24	0.505
21	71	C. **BERGMAN**	SWE	Honda CBR600RR	20.107	25.396 0.037	11.953 0.042	11.283	23.984 0.007	**1'32.723** 1'32.809	21	0.086
22	63	Z. **KHAIRUDDIN**	MAS	Kawasaki ZX-6R	20.054 0.131	25.386	11.850 0.210	11.387 0.087	24.103 0.106	**1'32.780** 1'33.314	25	0.534
23	96	J. **ORELLANA**	ESP	Honda CBR600RR	20.119 0.132	25.224	11.982	11.111	24.375 0.084	**1'32.811** 1'33.027	23	0.216
24	47	A. **BASSANI**	ITA	Kawasaki ZX-6R	20.090	25.187	11.849 0.080	11.454 0.031	24.309	**1'32.889** 1'33.000	22	0.111
25	35	S. **HILL**	GBR	Honda CBR600RR	20.131 0.005	25.532 0.160	11.994 0.088	11.326 0.057	24.487 0.073	**1'33.470** 1'33.853	26	0.383
26	10	N. **CALERO**	ESP	Kawasaki ZX-6R	20.217 0.044	25.495 0.170	11.923 0.223	11.371 0.114	24.555 0.124	**1'33.561** 1'34.236	28	0.675
27	77	K. **RYDE**	GBR	MV Agusta F3 675	20.249 0.090	25.517 0.131	12.070 0.054	11.310 0.002	24.480	**1'33.626** 1'33.903	27	0.277
28	74	J. **VAN SIKKELERUS**	NED	Yamaha YZF R6	20.293 0.139	25.712 0.060	12.018 0.108	11.374 0.078	24.538 0.066	**1'33.935** 1'34.386	29	0.451
29	12	C. **GOBBI**	ITA	Yamaha YZF R6	20.424	25.577	12.168 0.089	11.531 0.111	24.532 0.010	**1'34.232** 1'34.442	30	0.210
30	83	L. **EPIS**	AUS	Kawasaki ZX-6R	20.330 0.284	25.826	12.121 0.027	11.475 0.086	24.481 0.158	**1'34.233** 1'34.788	31	0.555
31	6	D. **STIRPE**	ITA	Kawasaki ZX-6R	20.227 0.443	25.564 0.059	12.129 0.063	11.580	24.833	**1'34.333** 1'34.898	32	0.565

27/05/2016

These data/results cannot be reproduced, stored and/or transmitted in whole or in part by any manner of electronic, mechanical, photocopying, recording, broadcasting or otherwise now known or herein after developed without the previous express consent by the copyright owner, except for reproduction in daily press and regular printed publications on sale to the public within 60 days of the event related to those data/results and always provided that copyright symbol appears together as follows below.
© DORNA WSBK ORGANIZATION Srl 2016

PIRELLI
Official Tyre Supplier

TISSOT
SWISS WATCHES SINCE 1853
Official Timekeeper

SUPERSPORT FIM WORLD CHAMPIONSHIP

12

WorldSSP

102/07

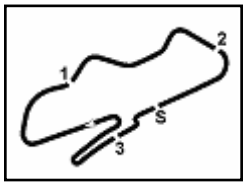

UK Round, 27-28-29 May 2016

World Supersport - Ideal Times Free Practice 2nd Session

Donington Park 4.023 m

	No.	Rider	Nat	Bike	Seg. 1 Diff. 1	Seg. 2 Diff. 2	Seg. 3 Diff. 3	Seg. 4 Diff. 4	Seg. 5 Diff. 5	Ideal Time Best Lap	Pos.	Diff.
32	**68**	G. **SCOTT**	AUS	Honda CBR600RR	20.647	26.006	12.024	11.688 0.007	24.851	**1'35.216** 1'35.223	33	0.007
33	**50**	B. **ORTT**	CAN	Honda CBR600RR	20.622	26.117 0.093	12.288 0.045	11.520	24.789 0.254	**1'35.336** 1'35.728	34	0.392
34	**7**	A. **LICCIARDI**	BEL	Kawasaki ZX-6R	20.615	25.992	12.173 0.103	11.759 0.070	25.013 0.206	**1'35.552** 1'35.931	35	0.379
				Overall Ideal Time	19.599	24.728	11.685	10.960	23.615	**1'30.587**		

27/05/2016

These data/results cannot be reproduced, stored and/or transmitted in whole or in part by any manner of electronic, mechanical, photocopying, recording, broadcasting or otherwise now known or herein after developed without the previous express consent by the copyright owner, except for reproduction in daily press and regular printed publications on sale to the public within 60 days of the event related to those data/results and always provided that copyright symbol appears together as follows below.
© DORNA WSBK ORGANIZATION Srl 2016

PIRELLI
Official Tyre Supplier

TISSOT
SWISS WATCHES SINCE 1853
Official Timekeeper

SUPERSPORT FIM WORLD CHAMPIONSHIP

13

WorldSSP

102/07

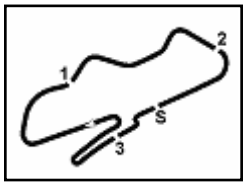

Donington Park 4.023 m

UK Round, 27-28-29 May 2016

World Supersport - Chronological Analysis Free Practice 2nd Session

1° 4 G. REA (1'31.082)

Lap	Seg. 1	Seg. 2	Seg. 3	Seg. 4	Seg. 5	Lap Time	km/h	Local Time
		27.912	12.366	11.690	25.220		233,3	14:52'21.489
1	20.375	25.555	12.016	11.430	24.714	1'34.090	236.8	14:53'55.579
2	26.523	29.412	12.491	11.719	24.342	1'44.487	238,4	14:55'40.066
3	20.013	25.239	11.920	11.277	23.809	1'32.258	240,0	14:57'12.324
4	19.974	25.087	11.927	11.221	24.136	1'32.345	240.5	14:58'44.669
5	24.106	26.557	11.946	11.289	24.454	1'38.352	240.5	15:00'23.021
6	19.923	25.140	11.970	11.198	23.767	1'31.998	**241.1**	15:01'55.019
7	20.526	25.649	12.228	11.503	24.524	1'34.430	231,3	15:03'29.449
8	19.899	25.273	12.083	11.267	23.671	1'32.193	236,3	15:05'01.642
9	24.259	26.184	12.208	11.607	28.983	1'43.241 P	231,8	15:06'44.883
10	9'55.435	27.086	13.094	11.630	26.378	11'13.623 P	226,4	15:17'58.506
11	20.032	25.595	11.928	11.714	24.038	1'33.307	240.0	15:19'31.813
12	20.152	25.298	11.957	11.463	23.716	1'32.586	237,9	15:21'04.399
13	19.765	24.992	11.909	11.158	23.726	1'31.550	238,4	15:22'35.949
14	19.949	25.151	11.957	11.140	23.733	1'31.930	240.0	15:24'07.879
15	20.049	25.208	11.936	11.102	24.000	1'32.295	238,4	15:25'40.174
16	21.172	26.488	12.172	11.667	23.768	1'35.267	234,3	15:27'15.441
17	19.915	25.072	11.911	11.167	23.678	1'31.743	238,4	15:28'47.184
18	19.987	25.239	11.912	11.103	23.733	1'31.974	238,4	15:30'19.158
19	20.178	25.405	11.985	11.508	28.171	1'37.247 P	237,9	15:31'56.405
20	7'48.865	26.876	12.171	11.406	24.112	9'03.430 P	234,8	15:40'59.835
21	19.878	27.149	11.882	11.145	24.053	1'34.107	239.5	15:42'33.942
22	**19.635**	**24.913**	11.860	**11.059**	**23.615**	**1'31.082**	240.0	15:44'05.024
23	20.610	26.120	11.991	11.289	24.163	1'34.173	236,8	15:45'39.197
24	19.855	25.103	11.907	11.402	24.093	1'32.360	239,5	15:47'11.557
25	19.898	25.142	**11.859**	11.089	24.266	1'32.254	240.5	15:48'43.811
26	19.993	25.813	11.995	11.098	23.950	1'32.849	240.5	15:50'16.660

2° 21 R. KRUMMENACHER (1'31.119)

Lap	Seg. 1	Seg. 2	Seg. 3	Seg. 4	Seg. 5	Lap Time	km/h	Local Time
		27.352	12.431	11.699	24.724		232,8	14:55'37.460
1	20.249	25.509	12.096	11.454	25.912	1'35.220	233,8	14:57'12.680
2	19.924	25.103	11.903	11.301	24.158	1'32.389	**238.9**	14:58'45.069
3	20.182	25.854	12.251	11.331	32.559	1'42.177 P	236,3	15:00'27.246
4	5'05.890	26.583	12.243	11.431	24.349	6'20.496 P	231,3	15:06'47.742
5	19.896	25.237	12.044	11.227	24.119	1'32.523	234,8	15:08'20.265
6	19.908	25.054	11.949	11.213	23.991	1'32.115	235,8	15:09'52.380
7	19.771	25.007	12.207	11.136	24.032	1'32.153	236,3	15:11'24.533
8	19.790	25.002	11.977	11.163	24.038	1'31.970	234,3	15:12'56.503
9	19.847	25.042	11.943	11.123	24.059	1'32.014	235,3	15:14'28.517
10	21.054	26.809	12.400	12.274	29.091	1'41.628 P	226,9	15:16'10.145
11	10'49.608	26.439	12.145	11.591	24.623	12'04.406 P	234,3	15:28'14.551
12	20.553	25.355	12.146	11.183	24.022	1'33.259	235,3	15:29'47.810
13	19.756	25.169	11.864	11.239	24.066	1'32.094	236,3	15:31'19.904
14	19.844	25.208	11.854	11.108	23.994	1'32.008	236,8	15:32'51.912
15	20.693	25.964	12.145	11.636	28.772	1'39.210 P	231,3	15:34'31.122
16	4'46.873	25.802	11.984	11.131	24.405	6'00.195 P	235,3	15:40'31.317
17	21.429	26.134	11.949	11.417	24.071	1'35.000	235,3	15:42'06.317
18	19.838	24.880	11.837	**11.008**	23.943	1'31.506	236,8	15:43'37.823
19	19.898	25.867	12.138	11.226	24.011	1'33.140	236,3	15:45'10.963
20	19.742	24.878	11.801	11.016	23.964	1'31.401	237,9	15:46'42.364
21	**19.716**	24.959	11.814	11.206	23.981	1'31.676	238,4	15:48'14.040
22	21.907	25.463	11.943	11.160	23.927	1'34.400	237,9	15:49'48.440
23	19.731	**24.728**	**11.769**	11.068	**23.823**	**1'31.119**	238.4	15:51'19.559

3° 1 K. SOFUOGLU (1'31.131)

Lap	Seg. 1	Seg. 2	Seg. 3	Seg. 4	Seg. 5	Lap Time	km/h	Local Time
		27.361	12.177	11.710	24.179		240,5	14:51'45.849
1	19.874	25.429	11.839	11.272	23.937	1'32.351	**242.7**	14:53'18.200
2	19.768	25.059	11.917	11.278	23.999	1'32.021	237,4	14:54'50.221
3	19.761	25.107	11.925	11.028	23.867	1'31.688	239,5	14:56'21.909
4	22.362	26.449	12.818	14.803	35.347	1'51.779 P		14:58'13.688
5	8'22.567	27.052	12.120	11.633	24.668	9'38.040 P	235,3	15:07'51.728
6	19.736	24.962	11.886	11.086	24.066	1'31.736	237,4	15:09'23.464
7	19.782	24.975	11.869	11.303	23.824	1'31.753	238,9	15:10'55.217
8	19.642	25.012	11.880	11.032	23.750	1'31.316	237,9	15:12'26.533
9	19.802	24.966	11.947	11.095	23.793	1'31.603	238,9	15:13'58.136
10	19.687	**24.854**	11.857	11.270	23.900	1'31.568	239,5	15:15'29.704
11	19.770	24.893	11.879	11.139	23.909	1'31.590	238,9	15:17'01.294
12	19.693	24.899	**11.784**	11.218	1'22.282	2'29.876 P	**242.7**	15:19'31.170
13	8'33.502	25.831	12.049	11.426	24.304	9'47.112 P	236,3	15:29'18.282
14	19.788	25.022	11.852	11.074	23.777	1'31.513	239.5	15:30'49.795
15	19.694	25.001	11.852	11.279	23.853	1'31.679	239,5	15:32'21.474
16	19.815	25.562	11.839	11.250	23.769	1'32.235	238,9	15:33'53.709
17	19.795	25.107	11.923	11.156	24.287	1'32.268	238,9	15:35'25.977
18	19.789	25.059	11.815	11.284	23.949	1'31.896	241,1	15:36'57.873
19	19.824	25.365	11.967	11.157	23.870	1'32.183	238,4	15:38'30.056
20	19.741	25.102	11.969	11.073	23.831	1'31.716	237,9	15:40'01.772
21	19.708	24.973	11.904	11.056	23.790	1'31.431	238,4	15:41'33.203
22	19.705	24.988	11.810	10.988	23.842	1'31.333	239,5	15:43'04.536
23	19.676	25.510	11.937	11.144	23.964	1'32.231	238,9	15:44'36.767
24	**19.613**	25.145	11.958	11.141	23.820	1'31.677	238,4	15:46'08.444
25	19.869	25.114	11.834	11.046	23.822	1'31.685	238,9	15:47'40.129
26	19.638	24.951	11.869	**10.965**	**23.708**	**1'31.131**	239,5	15:49'11.260
27	19.648	24.959	11.940	11.001	23.863	1'31.411	240,5	15:50'42.671

4° 81 L. STAPLEFORD (1'31.160)

Lap	Seg. 1	Seg. 2	Seg. 3	Seg. 4	Seg. 5	Lap Time	km/h	Local Time
		28.065	12.443	11.997	25.397		234,3	14:52'31.039
1	20.584	25.886	12.005	11.490	24.222	1'34.187	237,4	14:54'05.226
2	20.404	25.447	11.828	11.400	24.265	1'33.344	241,6	14:55'38.570
3	20.257	25.169	11.808	11.337	24.575	1'33.146	242,2	14:57'11.716
4	20.012	25.228	11.893	11.344	24.325	1'32.802	240,5	14:58'44.518
5	20.013	25.196	11.827	11.258	24.017	1'32.311	240,0	15:00'16.829
6	19.982	25.215	11.809	11.261	24.118	1'32.385	241,1	15:01'49.214
7	20.085	25.209	11.855	11.249	24.126	1'32.524	239,5	15:03'21.738
8	19.962	25.206	11.849	11.239	24.284	1'32.540	239,5	15:04'54.278
9	20.069	25.058	11.865	11.237	24.000	1'32.229	239,5	15:06'26.507
10	19.957	25.153	11.817	11.323	23.955	1'32.205	239,5	15:07'58.712
11	19.907	25.056	11.803	11.204	23.944	1'31.914	240,5	15:09'30.626
12	22.702	29.490	12.899	12.525	32.108	1'49.724 P	229,8	15:11'20.350
13	13'40.784	28.047	12.121	11.450	25.072	14'57.474 P	237,9	15:26'17.824
14	20.045	25.130	11.705	11.139	23.852	1'31.871	241,6	15:27'49.695
15	19.806	24.951	11.725	**11.067**	24.228	1'31.777	**242.7**	15:29'21.472
16	**19.751**	**24.843**	**11.700**	11.069	**23.797**	**1'31.160**	242,2	15:30'52.632
17	20.453	25.802	11.883	11.498	32.241	1'41.877 P	242,2	15:32'34.509
18	9'34.663	26.526	12.046	12.578	37.403	11'03.216 P	237,4	15:43'37.725
19	41.147	26.581	11.932	11.279	24.331	1'55.270 P	237,9	15:45'32.995
20	19.831	25.143	11.704	11.191	24.154	1'32.023	**242.7**	15:47'05.018
21	20.120	25.658	11.767	11.282	24.125	1'32.952	241,6	15:48'37.970
22	19.813	24.928	11.771	11.218	24.500	1'32.230	**242.7**	15:50'10.200

5° 2 P. JACOBSEN (1'31.336)

Lap	Seg. 1	Seg. 2	Seg. 3	Seg. 4	Seg. 5	Lap Time	km/h	Local Time
		26.518	12.836	11.936	25.102		234,8	14:52'37.728
1	20.102	25.208	11.893	11.163	24.474	1'32.840	238,9	14:54'10.568
2	19.962	25.414	11.781	11.276	24.204	1'32.637	**246.0**	14:55'43.205
3	19.794	25.124	11.924	11.197	24.238	1'32.277	240,5	14:57'15.482
4	19.851	24.845	11.752	11.146	24.029	1'31.623	242,2	14:58'47.105
5	19.835	25.281	12.733	11.152	24.141	1'33.142	227,8	15:00'20.247
6	20.569	25.326	11.834	11.108	24.144	1'32.981	243,8	15:01'53.228
7	19.884	24.866	11.949	11.193	24.212	1'32.104	241,1	15:03'25.332
8	20.398	25.254	12.014	11.323	29.551	1'38.540 P	238,9	15:05'03.872
9	7'53.032	25.472	11.927	11.099	24.243	9'05.773 P	237,9	15:14'09.645
10	19.884	24.960	11.823	11.154	24.053	1'31.874	238,9	15:15'41.519
11	19.908	25.012	11.813	11.065	24.334	1'32.132	241,1	15:17'13.651
12	19.802	25.000	11.849	11.000	24.129	1'31.780	241,6	15:18'45.431
13	19.887	25.049	11.826	11.223	24.079	1'32.064	242,7	15:20'17.495
14	20.233	25.867	12.002	11.442	29.312	1'38.856 P	240,0	15:21'56.351
15	7'31.240	25.631	11.855	11.521	24.404	8'44.651 P	238,9	15:30'41.002
16	19.888	25.117	11.808	11.210	24.134	1'32.157	241,1	15:32'13.159
17	20.346	25.843	12.171	11.362	28.876	1'38.598 P	238,9	15:33'51.757
18	7'16.703	26.810	12.119	11.223	24.101	8'30.956 P	240,0	15:42'22.713
19	19.679	**24.817**	**11.685**	11.006	24.284	1'31.471	242,7	15:43'54.184
20	**19.599**	24.983	11.747	11.040	24.504	1'31.873	242,2	15:45'26.057
21	19.679	25.009	11.820	**10.960**	**23.921**	1'31.389	241,6	15:46'57.446
22	19.632	24.957	11.722	11.051	23.974	**1'31.336**	243,8	15:48'28.782
23	20.717	28.759	13.958	11.395	24.285	1'39.114	202.6	15:50'07.896

6° 86 A. BADOVINI (1'31.584)

Lap	Seg. 1	Seg. 2	Seg. 3	Seg. 4	Seg. 5	Lap Time	km/h	Local Time
		26.673	12.325	11.465	24.416		232,3	14:52'53.203
1	20.220	25.332	12.079	11.294	24.181	1'33.106	234,3	14:54'26.309
2	20.100	25.291	12.047	11.372	23.899	1'32.709	235,8	14:55'59.018
3	20.091	25.316	11.990	11.158	**23.835**	1'32.390	236,8	14:57'31.408
4	19.939	25.393	12.064	11.249	23.885	1'32.530	234,3	14:59'03.938
5	19.995	25.251	11.975	11.215	23.947	1'32.383	235,8	15:00'36.321
6	19.877	26.332	13.013	12.274	29.325	1'40.821 P	211,4	15:02'17.142
7	13'45.487	25.437	11.943	11.245	24.149	14'58.261 P	237,4	15:17'15.403
8	19.976	24.993	11.889	11.167	24.067	1'32.092	236,8	15:18'47.495
9	19.982	25.263	12.001	11.127	23.891	1'32.264	**238.4**	15:20'19.759
10	21.411	27.172	12.342	11.951	30.385	1'43.261 P	232,8	15:22'03.020
11	15'30.427	32.124	18.472	14.000	25.714	17'00.737 P		15:39'03.757
12	20.011	25.029	12.051	11.166	23.905	1'32.162	236,8	15:40'35.919
13	19.994	25.007	**11.835**	11.148	23.847	1'31.831	236,3	15:42'07.750

P = Pits In/Out - C = Lap-Time Cancelled

These data/results cannot be reproduced, stored and/or transmitted in whole or in part by any manner of electronic, mechanical, photocopying, recording, broadcasting or otherwise now known or herein after developed without the previous express consent by the copyright owner, except for reproduction in daily press and regular printed publications on sale to the public within 60 days of the event related to those data/results and always provided that copyright symbol appears together as follows below.
© DORNA WSBK ORGANIZATION Srl 2016

PIRELLI
Official Tyre Supplier
TISSOT SWISS WATCHES SINCE 1853
Official Timekeeper

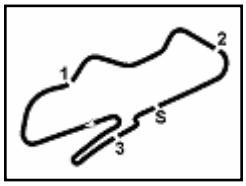

Donington Park 4.023 m

UK Round, 27-28-29 May 2016

World Supersport - Chronological Analysis Free Practice 2nd Session

14	**19.724**	25.044	11.888	11.158	24.322	1'32.136	237.9	15:43'39.886
15	19.833	**24.858**	12.182	13.462	44.645	1'54.980 P	236.3	15:45'34.866
16	1'19.289	28.163	13.157	12.278	27.382	2'40.269 P	205.7	15:48'15.135
17	19.799	24.979	11.865	**11.074**	23.867	**1'31.584**	235.8	15:49'46.719
18	19.760	24.993	11.896	11.153	23.892	1'31.694	236.3	15:51'18.413

7° 55 I. MIKHALCHIK (1'31.669)

Lap	Seg. 1	Seg. 2	Seg. 3	Seg. 4	Seg. 5	Lap Time	km/h	Local Time
		27.636	12.285	11.804	25.432		235.3	14:51'49.766
1	20.652	25.823	11.980	11.508	24.500	1'34.463	236.8	14:53'24.229
2	20.588	25.567	12.170	11.638	24.569	1'34.532	234.8	14:54'58.761
3	20.130	26.150	12.191	11.295	23.966	1'33.732	237.4	14:56'32.493
4	20.315	25.850	12.137	11.452	24.306	1'34.060	235.3	14:58'06.553
5	20.227	25.284	11.956	11.210	23.982	1'32.659	234.8	14:59'39.212
6	20.346	26.843	12.905	12.078	33.964	1'46.136 P	220.0	15:01'25.348
7	2'32.593	28.182	12.445	11.807	25.169	3'50.196 P	228.3	15:05'15.544
8	20.418	25.733	12.022	11.309	24.256	1'33.738	233.3	15:06'49.282
9	20.185	25.464	11.953	11.204	24.067	1'32.873	236.3	15:08'22.155
10	20.383	27.290	12.129	11.510	30.057	1'41.369 P	233.3	15:10'03.524
11	3'15.595	28.544	13.510	12.521	33.522	4'43.692 P	209.3	15:14'47.216
12	20.289	25.437	11.985	11.340	24.184	1'33.235	233.8	15:16'20.451
13	20.719	25.925	13.875	11.493	26.252	1'38.264	230.3	15:17'58.715
14	20.022	25.718	**11.792**	11.602	24.238	1'33.372	**241.6**	15:19'32.087
15	20.036	25.516	11.848	11.442	23.863	1'32.705	237.9	15:21'04.792
16	**19.809**	25.106	11.796	**11.135**	**23.823**	**1'31.669**	238.9	15:22'36.461
17	19.871	**25.063**	11.835	11.184	43.837	1'51.790 P	239.5	15:24'28.251
18	8'52.014	26.845	12.134	11.492	24.754	10'07.239 P	233.8	15:34'35.490
19	20.060	25.394	12.061	11.484	24.410	1'33.409	230.8	15:36'08.899
20	20.257	27.697	15.675	12.679	31.347	1'47.655	195.3	15:37'56.554

8° 111 K. SMITH (1'31.674)

Lap	Seg. 1	Seg. 2	Seg. 3	Seg. 4	Seg. 5	Lap Time	km/h	Local Time
		28.799	12.515	11.808	25.015		232.8	14:52'35.444
1	20.126	25.640	12.059	11.289	25.554	1'34.668	233.3	14:54'10.112
2	20.125	25.371	12.025	11.290	24.748	1'33.559	236.3	14:55'43.671
3	19.938	25.125	12.029	11.318	24.231	1'32.641	235.8	14:57'16.312
4	19.842	25.208	11.957	11.233	24.311	1'32.551	235.8	14:58'48.863
5	20.168	25.516	11.961	11.270	24.147	1'33.062	236.8	15:00'21.925
6	20.037	25.207	11.946	11.172	24.262	1'32.624	238.4	15:01'54.549
7	19.979	25.480	12.084	11.344	24.446	1'33.333	**240.0**	15:03'27.882
8	19.981	25.091	12.070	11.426	24.200	1'32.768	235.3	15:05'00.650
9	20.135	25.223	12.046	11.149	24.065	1'32.618	235.3	15:06'33.268
10	19.951	25.928	12.027	11.418	24.444	1'33.768	235.3	15:08'07.036
11	20.124	25.100	11.939	11.163	24.353	1'32.679	235.3	15:09'39.715
12	19.842	25.051	11.878	11.315	24.166	1'32.252	236.3	15:11'11.967
13	19.943	25.166	12.002	11.293	24.289	1'32.693	234.3	15:12'44.660
14	19.820	25.120	12.053	11.282	24.005	1'32.280	233.8	15:14'16.940
15	19.972	25.067	11.946	11.173	24.117	1'32.275	235.3	15:15'49.215
16	20.051	25.170	11.991	11.227	23.979	1'32.418	235.8	15:17'21.633
17	19.939	25.323	12.058	11.518	31.920	1'40.758 P	236.8	15:19'02.391
18	11'24.652	26.855	12.119	11.388	24.141	12'39.155 P	233.8	15:31'41.546
19	19.934	25.267	11.976	11.168	**23.814**	1'32.159	233.3	15:33'13.705
20	19.899	24.990	11.935	11.164	23.963	1'31.951	236.8	15:34'45.656
21	19.799	24.963	11.950	11.141	24.174	1'32.027	234.3	15:36'17.683
22	19.865	25.305	11.965	11.260	24.080	1'32.475	233.8	15:37'50.158
23	20.083	25.020	11.905	11.264	23.985	1'32.257	236.3	15:39'22.415
24	20.257	29.886	12.447	11.157	24.306	1'38.053	237.4	15:41'00.468
25	19.902	**24.907**	11.945	11.171	23.909	1'31.834	235.8	15:42'32.302
26	20.014	25.043	**11.869**	11.233	24.362	1'32.521	235.3	15:44'04.823
27	20.087	25.190	11.939	11.339	24.183	1'32.738	235.3	15:45'37.561
28	19.847	25.026	11.874	**11.023**	23.904	**1'31.674**	236.3	15:47'09.235
29	**19.657**	24.975	11.887	11.146	30.555	1'38.220 P	238.9	15:48'47.455

9° 87 L. ZANETTI (1'31.682)

Lap	Seg. 1	Seg. 2	Seg. 3	Seg. 4	Seg. 5	Lap Time	km/h	Local Time
		28.730	15.432	11.907	25.519		209.3	14:53'37.844
1	20.723	25.664	12.231	12.050	24.504	1'35.172	237.4	14:55'13.016
2	20.252	25.509	12.153	11.324	24.329	1'33.567	240.0	14:56'46.583
3	20.292	25.783	12.239	11.282	24.341	1'33.937	237.9	14:58'20.520
4	20.672	26.626	12.644	11.640	29.586	1'41.168 P	230.8	15:00'01.688
5	10'57.601	26.706	13.938	11.846	26.564	12'16.655 P	217.7	15:12'18.343
6	20.808	26.103	12.151	11.498	24.823	1'35.383	235.8	15:13'53.726
7	20.049	25.022	12.104	11.079	23.975	1'32.229	238.9	15:15'25.955
8	20.055	25.160	12.020	11.259	24.313	1'32.807	238.4	15:16'58.762
9	20.351	26.085	12.310	11.658	28.899	1'39.303 P	235.8	15:18'38.065
10	11'50.127	26.953	12.301	11.290	24.395	13'05.066 P	236.8	15:31'43.131
11	20.009	25.329	12.117	11.149	24.258	1'32.862	237.9	15:33'15.993
12	20.077	25.146	12.128	11.125	24.434	1'32.910	239.5	15:34'48.903
13	20.042	25.041	12.120	11.096	24.163	1'32.462	238.9	15:36'21.365
14	20.235	25.472	12.236	11.710	27.074	1'36.727 P	235.8	15:37'58.092
15	5'22.860	26.118	12.269	11.592	26.168	6'39.007 P	235.8	15:44'37.099
16	19.795	25.088	12.091	11.099	23.939	1'32.012	**243.2**	15:46'09.111
17	19.782	**24.960**	**11.926**	**11.078**	23.936	**1'31.682**	242.2	15:47'40.793
18	**19.756**	25.153	12.030	**11.078**	**23.926**	1'31.943	240.5	15:49'12.736
19	19.839	25.280	12.224	11.395	24.220	1'32.958	237.9	15:50'45.694

10° 69 O. JEZEK (1'31.801)

Lap	Seg. 1	Seg. 2	Seg. 3	Seg. 4	Seg. 5	Lap Time	km/h	Local Time
		27.625	12.719	12.164	34.220		213.9	14:52'23.450
1	20.410	25.927	12.246	11.547	24.548	1'34.678	233.3	14:53'58.128
2	20.161	25.885	12.014	11.626	24.488	1'34.174	236.8	14:55'32.302
3	20.076	25.721	13.905	11.807	29.473	1'40.982	224.1	14:57'13.284
4	19.855	25.154	11.929	11.283	24.297	1'32.518	**238.4**	14:58'45.802
5	19.993	25.606	12.182	11.603	24.270	1'33.654	**238.4**	15:00'19.456
6	20.060	25.680	12.118	11.340	24.514	1'33.712	235.3	15:01'53.168
7	20.404	26.364	12.041	11.268	31.860	1'41.937 P	237.4	15:03'35.105
8	5'53.583	26.587	12.126	11.409	24.863	7'08.568 P	234.3	15:10'43.673
9	20.097	25.542	12.054	11.163	24.438	1'33.294	236.3	15:12'16.967
10	19.937	25.610	12.104	11.242	24.140	1'33.033	234.3	15:13'50.000
11	20.058	25.493	12.063	11.220	24.121	1'32.955	234.8	15:15'22.955
12	25.633	29.965	12.634	11.812	29.373	1'49.417 P	223.1	15:17'12.372
13	6'20.550	27.316	12.412	11.518	25.096	7'36.892 P	234.3	15:24'49.264
14	20.811	25.747	12.053	11.353	25.023	1'34.987	235.3	15:26'24.251
15	20.495	25.603	12.067	11.177	27.311	1'36.653 P	236.3	15:28'00.904
16	4'57.697	40.207	12.661	11.802	30.155	6'32.522 P	235.8	15:34'33.426
17	55.811	30.586	19.233	18.942	25.662	2'30.234 P		15:37'03.660
18	20.129	25.437	11.929	11.193	24.221	1'32.909	236.3	15:38'36.569
19	19.997	25.236	11.968	11.293	24.137	1'32.631	235.3	15:40'09.200
20	20.966	26.915	12.103	11.435	26.732	1'38.151 P	233.3	15:41'47.351
21	2'48.811	34.209	17.216	13.882	30.385	4'24.503 P		15:46'11.854
22	20.512	25.536	**11.800**	11.126	24.118	1'33.092	236.3	15:47'44.946
23	**19.824**	25.204	11.885	11.064	**23.988**	1'31.965	237.4	15:49'16.911
24	19.839	**25.114**	11.846	**11.008**	23.994	**1'31.801**	237.4	15:50'48.712

11° 25 A. BALDOLINI (1'31.980)

Lap	Seg. 1	Seg. 2	Seg. 3	Seg. 4	Seg. 5	Lap Time	km/h	Local Time
		28.382	12.576	12.052	24.500		229.3	14:51'46.575
1	20.222	25.584	12.076	11.565	24.644	1'34.091	236.3	14:53'20.666
2	20.068	25.473	12.170	11.267	24.124	1'33.102	234.8	14:54'53.768
3	20.121	25.268	12.005	11.349	24.100	1'32.843	**237.9**	14:56'26.611
4	20.158	25.526	12.059	11.411	24.070	1'33.224	236.3	14:57'59.835
5	20.161	29.115	13.778	12.681	33.263	1'48.998 P	210.9	14:59'48.833
6	11'06.254	29.339	14.637	12.516	26.279	12'29.025 P	202.2	15:12'17.858
7	20.168	25.478	12.150	11.309	24.224	1'33.329	233.8	15:13'51.187
8	19.949	25.194	12.112	11.286	24.031	1'32.572	234.8	15:15'23.759
9	19.979	25.444	12.105	11.477	24.064	1'33.069	235.3	15:16'56.828
10	21.029	26.217	12.473	11.758	1'04.871	2'16.348 P	230.8	15:19'13.176
11	26'29.236	27.381	12.134	11.619	24.437	27'44.807 P	233.8	15:46'57.983
12	**19.749**	**25.113**	**11.911**	**11.262**	**23.945**	**1'31.980**	**237.9**	15:48'29.963
13	20.142	27.139	13.112	12.606	25.254	1'38.253	210.5	15:50'08.216

12° 44 R. ROLFO (1'32.065)

Lap	Seg. 1	Seg. 2	Seg. 3	Seg. 4	Seg. 5	Lap Time	km/h	Local Time
		27.014	12.328	12.055	25.074		233.3	14:51'54.174
1	20.824	28.829	14.909	14.204	25.500	1'44.266	203.0	14:53'38.440
2	20.371	25.631	12.070	11.335	24.149	1'33.556	237.9	14:55'11.996
3	20.194	25.320	12.175	11.410	24.240	1'33.339	233.8	14:56'45.335
4	22.488	25.627	12.179	11.430	24.394	1'36.118	231.8	14:58'21.453
5	20.059	25.789	12.136	11.386	24.276	1'33.646	235.3	14:59'55.099
6	20.200	25.847	12.003	11.511	24.297	1'33.858	**241.1**	15:01'28.957
7	20.142	25.390	12.129	11.266	24.495	1'33.422	233.8	15:03'02.379
8	20.507	25.588	12.267	11.476	27.495	1'37.333 P	231.8	15:04'39.712
9	8'18.664	26.139	12.105	11.366	24.297	9'32.571 P	234.3	15:14'12.283
10	20.061	25.385	12.120	11.276	24.197	1'33.039	232.3	15:15'45.322
11	19.937	25.180	11.959	11.337	24.142	1'32.555	236.8	15:17'17.877
12	19.891	25.163	11.942	11.225	24.141	1'32.362	236.3	15:18'50.239
13	19.878	25.298	12.036	11.448	24.152	1'32.812	236.8	15:20'23.051
14	21.029	26.016	12.148	11.464	27.995	1'38.652 P	236.3	15:22'01.703
15	10'06.118	35.586	19.033	17.525	28.528	11'46.790 P		15:33'48.493
16	19.925	25.567	12.023	11.202	24.072	1'32.789	234.8	15:35'21.282
17	23.528	26.111	**11.932**	11.477	24.057	1'37.105	236.8	15:36'58.387
18	**19.776**	**25.080**	11.934	11.235	**24.040**	**1'32.065**	237.4	15:38'30.452
19	19.827	25.085	11.941	**11.134**	24.182	1'32.169	234.8	15:40'02.621

13° 16 J. CLUZEL (1'32.119)

Lap	Seg. 1	Seg. 2	Seg. 3	Seg. 4	Seg. 5	Lap Time	km/h	Local Time
		27.307	12.422	11.682	27.630		233.8	15:03'43.214
1	8'26.568	26.156	12.256	11.564	27.873	9'44.417 P	233.8	15:13'27.631

P = Pits In/Out - C = Lap-Time Cancelled

These data/results cannot be reproduced, stored and/or transmitted in whole or in part by any manner of electronic, mechanical, photocopying, recording, broadcasting or otherwise now known or herein after developed without the previous express consent by the copyright owner, except for reproduction in daily press and regular printed publications on sale to the public within 60 days of the event related to those data/results and always provided that copyright symbol appears together as follows below.
© DORNA WSBK ORGANIZATION Srl 2016

PIRELLI
Official Tyre Supplier

TISSOT
SWISS WATCHES SINCE 1853
Official Timekeeper

SUPERSPORT FIM WORLD CHAMPIONSHIP

13

WorldSSP

102/07

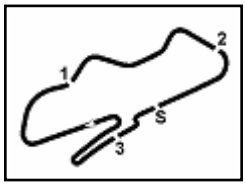

Donington Park 4.023 m

UK Round, 27-28-29 May 2016

World Supersport - Chronological Analysis Free Practice 2nd Session

2	17'45.965	26.448	12.192	11.481	27.576	19'03.662 P	237.4	15:32'31.293
3	58.082	26.622	12.216	11.500	30.556	2'18.976 P	237.4	15:34'50.269
4	20.042	**25.033**	12.044	11.181	24.089	1'32.389	239.5	15:36'22.658
5	19.954	25.184	12.057	11.334	29.734	1'38.263 P	238.9	15:38'00.921
6	4'55.363	26.490	12.165	11.493	24.620	6'10.131 P	235.8	15:44'11.052
7	19.998	25.198	12.059	11.179	24.141	1'32.575	236.8	15:45'43.627
8	**19.799**	25.228	**12.000**	**11.149**	26.150	1'34.326	238.9	15:47'17.953
9	19.875	25.038	12.007	11.161	**24.038**	**1'32.119**	240.0	15:48'50.072
10	19.909	25.200	12.023	11.363	27.627	1'36.122 P	**241.1**	15:50'26.194

14° 11 C. GAMARINO (1'32.214)

Lap	Seg. 1	Seg. 2	Seg. 3	Seg. 4	Seg. 5	Lap Time	km/h	Local Time
		29.178	12.156	11.624	25.404		233.8	14:52'21.879
1	20.415	25.390	11.954	11.604	24.700	1'34.063	238.9	14:53'55.942
2	21.447	27.260	12.186	11.441	24.634	1'36.968	235.8	14:55'32.910
3	20.182	25.558	12.374	11.349	24.449	1'33.912	234.3	14:57'06.822
4	20.270	25.560	12.083	11.213	24.305	1'33.431	234.8	14:58'40.253
5	20.210	25.449	12.059	11.277	24.350	1'33.345	235.3	15:00'13.598
6	20.121	25.576	14.865	11.638	27.700	1'39.900	208.9	15:01'53.498
7	20.253	25.754	12.142	11.264	25.832	1'35.245	235.3	15:03'28.743
8	21.787	25.365	12.029	11.289	24.246	1'34.716	235.3	15:05'03.459
9	20.175	25.203	12.194	11.405	30.061	1'39.038 P	234.8	15:06'42.497
10	9'08.539	25.878	12.038	11.339	24.488	10'22.282 P	236.3	15:17'04.779
11	20.229	25.374	12.034	12.132	24.674	1'34.443	237.4	15:18'39.222
12	20.394	25.435	12.098	11.151	24.162	1'33.240	235.8	15:20'12.462
13	20.027	25.264	12.662	11.281	24.539	1'33.773	234.8	15:21'46.235
14	20.102	25.640	12.167	11.308	29.597	1'38.814 P	236.3	15:23'25.049
15	9'08.870	25.787	12.274	11.465	24.277	10'22.673 P	235.8	15:33'47.722
16	20.335	26.226	12.048	11.152	28.827	1'38.588	237.9	15:35'26.310
17	**19.941**	25.061	11.794	11.426	**24.053**	1'32.275	**241.6**	15:36'58.585
18	20.115	**25.033**	**11.793**	11.187	24.168	1'32.296	**241.6**	15:38'30.881
19	20.011	25.056	11.880	11.122	24.145	**1'32.214**	239.5	15:40'03.095
20	20.229	25.416	12.017	11.128	24.493	1'33.283	235.8	15:41'36.378
21	20.086	25.090	11.931	11.173	24.131	1'32.411	236.3	15:43'08.789
22	20.067	25.264	12.010	11.059	24.120	1'32.520	236.3	15:44'41.309
23	20.046	25.268	12.021	11.252	24.478	1'33.065 C	237.9	15:46'14.374
24	19.997	25.070	11.986	11.191	24.582	1'32.826	237.4	15:47'47.200
25	20.102	25.077	11.930	**11.053**	24.114	1'32.276	237.9	15:49'19.476
26	22.279	28.349	13.791	11.712	24.749	1'40.880	224.1	15:51'00.356

15° 64 F. CARICASULO (1'32.303)

Lap	Seg. 1	Seg. 2	Seg. 3	Seg. 4	Seg. 5	Lap Time	km/h	Local Time
		27.618	12.208	12.002	24.926		232.3	14:51'47.623
1	20.467	25.658	11.889	11.729	24.966	1'34.709	236.3	14:53'22.332
2	20.330	25.521	12.318	11.658	24.795	1'34.622	224.1	14:54'56.954
3	20.547	25.451	11.890	11.474	24.279	1'33.641	235.8	14:56'30.595
4	21.458	25.731	11.983	11.553	29.808	1'40.533	237.4	14:58'11.128
5	21.546	35.536	13.547	11.735	25.742	1'48.106	206.5	14:59'59.234
6	20.172	25.387	11.995	11.622	24.692	1'33.868	238.4	15:01'33.102
7	20.310	25.147	12.012	11.309	24.195	1'32.973	238.4	15:03'06.075
8	20.229	25.378	11.959	11.351	24.268	1'33.185	237.9	15:04'39.260
9	21.831	31.330	19.823	13.117	28.537	1'54.638	200.4	15:06'33.898
10	20.282	25.580	11.949	11.761	24.313	1'33.885	232.8	15:08'07.783
11	20.178	25.154	11.917	**11.169**	24.189	1'32.607	235.8	15:09'40.390
12	20.182	25.578	12.012	11.609	28.622	1'38.003 P	238.4	15:11'18.393
13	7'41.086	26.199	12.398	11.864	24.510	8'56.057 P	221.8	15:20'14.450
14	20.146	25.332	14.317	11.966	25.821	1'37.582	197.1	15:21'52.032
15	20.104	25.229	11.864	11.265	24.260	1'32.722	**238.9**	15:23'24.754
16	20.112	25.252	11.966	11.304	24.244	1'32.878	238.4	15:24'57.632
17	20.192	48.443	30.980	14.377	24.808	2'18.800		15:27'16.432
18	20.334	25.170	11.929	11.382	28.956	1'37.771 P	237.9	15:28'54.203
19	4'34.463	27.508	12.179	11.835	25.630	5'51.615 P	231.8	15:34'45.818
20	19.993	**24.872**	11.933	11.514	**23.991**	**1'32.303**	232.8	15:36'18.121
21	19.898	25.108	**11.820**	11.396	24.127	1'32.349	236.3	15:37'50.470
22	19.951	25.016	11.875	11.381	24.161	1'32.384	235.8	15:39'22.854
23	20.200	26.523	12.150	11.618	27.913	1'38.404 P	236.8	15:41'01.258
24	3'09.176	25.862	12.194	11.959	26.120	4'25.311 P	236.3	15:45'26.569
25	19.999	25.204	11.917	11.369	24.033	1'32.522	235.8	15:46'59.091

16° 61 A. ZACCONE (1'32.465)

Lap	Seg. 1	Seg. 2	Seg. 3	Seg. 4	Seg. 5	Lap Time	km/h	Local Time
		27.875	12.312	11.789	25.327		237.9	14:51'49.454
1	20.802	25.787	11.924	11.534	25.243	1'35.290	238.9	14:53'24.744
2	20.491	25.499	12.137	11.937	24.332	1'34.396	233.3	14:54'59.140
3	20.255	25.806	12.099	11.853	24.368	1'34.381	234.8	14:56'33.521
4	20.341	25.580	11.957	11.407	24.263	1'33.548	237.4	14:58'07.069
5	20.159	25.331	11.910	11.217	**24.149**	1'32.766	237.9	14:59'39.835
6	20.086	26.338	13.719	12.906	34.268	1'47.317 P	186.5	15:01'27.152
7	4'26.300	32.447	22.003	17.702	30.981	6'09.433 P		15:07'36.585
8	38.554	28.732	12.148	11.626	24.263	1'55.323 P	236.3	15:09'31.908
9	20.322	25.599	12.036	11.479	24.296	1'33.732	234.3	15:11'05.640
10	20.204	25.558	11.986	11.251	24.219	1'33.218	236.3	15:12'38.858
11	20.173	25.886	11.985	11.244	24.539	1'33.827	236.3	15:14'12.685
12	20.225	25.472	11.980	11.252	24.311	1'33.240	234.8	15:15'45.925
13	20.269	25.270	11.882	11.249	24.233	1'32.903	238.4	15:17'18.828
14	20.077	26.661	13.699	12.399	31.892	1'44.728 P	209.3	15:19'03.556
15	12'11.375	26.479	12.150	11.488	24.503	13'25.995 P	234.3	15:32'29.551
16	20.435	25.754	11.979	**11.131**	24.228	1'33.527	236.8	15:34'03.078
17	20.175	25.435	12.066	11.360	24.164	1'33.200	235.8	15:35'36.278
18	21.087	26.457	13.565	12.168	30.257	1'43.534 P	189.5	15:37'19.812
19	4'49.502	26.585	12.039	12.299	35.664	6'16.089 P	237.4	15:43'35.901
20	21.166	26.185	12.478	11.602	24.399	1'35.830	230.3	15:45'11.731
21	20.353	26.017	12.001	11.628	26.012	1'36.011	238.9	15:46'47.742
22	20.099	25.953	12.231	11.487	24.682	1'34.452	236.8	15:48'22.194
23	20.135	25.261	**11.803**	11.186	24.168	1'32.553	**240.0**	15:49'54.747
24	**19.952**	**25.165**	11.859	11.225	24.264	**1'32.465**	236.3	15:51'27.212

17° 89 A. IRWIN (1'32.600)

Lap	Seg. 1	Seg. 2	Seg. 3	Seg. 4	Seg. 5	Lap Time	km/h	Local Time
		27.693	12.477	12.229	25.757		231.8	14:51'42.989
1	20.684	26.096	12.130	11.652	24.874	1'35.436	234.8	14:53'18.425
2	20.205	25.304	11.987	11.454	24.469	1'33.419	234.8	14:54'51.844
3	20.224	25.384	12.071	11.391	24.613	1'33.683	234.8	14:56'25.527
4	20.374	25.611	12.021	11.422	24.600	1'34.028	234.8	14:57'59.555
5	20.299	25.745	12.029	11.281	24.465	1'33.819	235.8	14:59'33.374
6	20.551	28.040	13.570	12.885	25.270	1'40.316	194.9	15:01'13.690
7	20.423	25.387	12.136	11.338	24.554	1'33.838	234.8	15:02'47.528
8	21.013	28.859	12.950	13.406	31.152	1'47.380 P	203.4	15:04'34.908
9	5'59.985	27.353	12.476	11.847	25.320	7'16.981 P	232.3	15:11'51.889
10	20.475	25.539	12.125	11.419	24.327	1'33.885	232.8	15:13'25.774
11	20.810	26.619	12.503	11.848	25.149	1'36.929	218.2	15:15'02.703
12	20.148	25.475	11.968	11.221	24.492	1'33.304	234.8	15:16'36.007
13	20.005	25.241	**11.826**	11.246	24.282	**1'32.600**	236.8	15:18'08.607
14	**19.937**	**25.029**	11.862	11.335	24.473	1'32.636	238.4	15:19'41.243
15	20.083	25.298	11.966	11.203	**24.124**	1'32.674	236.8	15:21'13.917
16	20.007	25.217	11.921	11.261	24.463	1'32.869	236.8	15:22'46.786
17	20.482	28.261	12.961	12.099	25.848	1'39.651	217.7	15:24'26.437
18	20.143	25.288	11.948	11.311	24.883	1'33.573	236.3	15:26'00.010
19	22.212	28.242	13.257	12.107	24.983	1'40.801	202.2	15:27'40.811
20	20.057	25.188	11.945	**11.186**	24.362	1'32.738	**239.5**	15:29'13.549
21	20.881	26.518	12.137	11.900	28.837	1'40.273 P	229.3	15:30'53.822
22	5'18.369	27.247	12.359	12.409	25.374	6'35.758 P	229.3	15:37'29.580
23	21.292	27.381	12.462	11.715	25.193	1'38.043	232.8	15:39'07.623
24	20.176	25.732	12.005	12.267	26.548	1'36.728	236.8	15:40'44.351
25	20.054	25.429	11.931	11.431	24.386	1'33.231	236.3	15:42'17.582
26	20.024	26.170	12.005	11.391	25.301	1'34.891	236.8	15:43'52.473

18° 78 H. OKUBO (1'32.723)

Lap	Seg. 1	Seg. 2	Seg. 3	Seg. 4	Seg. 5	Lap Time	km/h	Local Time
		27.317	12.176	11.824	25.029		233.8	14:51'48.630
1	20.387	25.880	12.084	11.515	24.658	1'34.524	235.3	14:53'23.154
2	20.235	25.621	11.993	11.530	24.850	1'34.229	231.8	14:54'57.383
3	20.616	26.847	12.304	12.078	25.434	1'37.279	230.3	14:56'34.662
4	20.148	25.655	11.920	11.355	24.572	1'33.650	234.3	14:58'08.312
5	20.109	25.665	12.041	**11.280**	30.361	1'39.456 P	234.3	14:59'47.768
6	3'43.698	28.202	12.969	12.722	29.259	5'06.850 P	211.8	15:04'54.618
7	20.125	25.498	11.945	11.405	24.417	1'33.390	232.8	15:06'28.008
8	20.018	25.274	11.955	11.510	24.382	1'33.139	234.8	15:08'01.147
9	20.106	25.397	11.998	11.444	24.559	1'33.504	235.8	15:09'34.651
10	21.149	26.781	12.624	11.686	25.419	1'37.659	230.8	15:11'12.310
11	24.556	27.019	12.381	11.614	31.382	1'46.952 P	230.8	15:12'59.262
12	12'11.908	31.413	15.829	18.831	44.099	14'02.080 P		15:27'01.342
13	1'53.751	31.546	13.644	12.544	27.230	3'18.715 P	210.5	15:30'20.057
14	20.253	25.576	11.907	11.451	24.799	1'33.986	234.3	15:31'54.043
15	20.609	26.934	13.337	13.924	39.906	1'54.710	187.2	15:33'48.753
16	20.209	25.556	12.000	11.500	24.340	1'33.605	**238.9**	15:35'22.358
17	20.380	26.769	12.798	11.950	24.693	1'36.590	216.4	15:36'58.948
18	**19.981**	**25.214**	11.903	11.325	24.300	**1'32.723**	**238.9**	15:38'31.671
19	20.139	25.399	**11.881**	24.476	38.050	1'59.945	237.9	15:40'31.616
20	20.413	27.229	12.096	11.430	24.279	1'35.447	232.3	15:42'07.063
21	20.007	25.461	12.130	11.310	**24.230**	1'33.138	234.3	15:43'40.201
22	20.077	25.426	11.948	11.395	24.249	1'33.095	234.8	15:45'13.296
23	20.172	25.474	11.969	11.542	24.510	1'33.667	237.9	15:46'46.963
24	20.537	26.681	12.108	11.451	31.663	1'42.440	235.8	15:48'29.403
25	20.506	25.997	1'13.314	16.618	34.388	2'50.823 P		15:51'20.226

19° 41 A. WAGNER (1'32.750)

Lap	Seg. 1	Seg. 2	Seg. 3	Seg. 4	Seg. 5	Lap Time	km/h	Local Time

P = Pits In/Out - C = Lap-Time Cancelled

These data/results cannot be reproduced, stored and/or transmitted in whole or in part by any manner of electronic, mechanical, photocopying, recording, broadcasting or otherwise now known or herein after developed without the previous express consent by the copyright owner, except for reproduction in daily press and regular printed publications on sale to the public within 60 days of the event related to those data/results and always provided that copyright symbol appears together as follows below.
© DORNA WSBK ORGANIZATION Srl 2016

PIRELLI
Official Tyre Supplier
TISSOT SWISS WATCHES SINCE 1853
Official Timekeeper

SUPERSPORT FIM WORLD CHAMPIONSHIP

13

WorldSSP

102/07

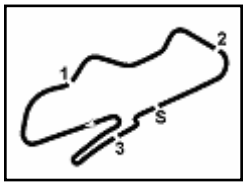

Donington Park 4.023 m

UK Round, 27-28-29 May 2016

World Supersport - Chronological Analysis Free Practice 2nd Session

		28.063	12.466	11.872	26.095		233.8	14:53'03.428
1	21.044	26.216	12.401	11.387	30.683	1'41.731 P	232.8	14:54'45.159
2	3'57.627	26.374	12.099	11.592	25.239	5'12.931 P	236.8	14:59'58.090
3	20.642	25.875	12.142	11.493	24.786	1'34.938	235.8	15:01'33.028
4	20.552	25.761	12.168	11.368	24.626	1'34.475	235.8	15:03'07.503
5	20.530	25.593	12.221	11.408	24.580	1'34.332	234.3	15:04'41.835
6	20.411	26.532	12.290	11.819	29.484	1'40.536 P	233.8	15:06'22.371
7	13'43.543	27.966	12.561	11.975	25.677	15'01.722 P	231.8	15:21'24.093
8	20.491	25.953	11.975	11.240	25.010	1'34.669	235.8	15:22'58.762
9	20.294	25.606	12.010	11.200	24.535	1'33.645	236.8	15:24'32.407
10	20.223	25.534	12.027	11.162	24.673	1'33.619	235.8	15:26'06.026
11	20.403	25.550	12.055	11.292	24.571	1'33.871	235.8	15:27'39.897
12	20.335	25.541	12.080	**11.131**	24.939	1'34.026	235.3	15:29'13.923
13	20.608	25.606	12.061	11.193	24.427	1'33.895	234.8	15:30'47.818
14	23.902	26.147	12.275	11.845	33.384	1'47.553 P	233.8	15:32'35.371
15	8'02.155	26.914	12.237	11.601	33.791	9'26.698 P	232.8	15:42'02.069
16	26.120	25.701	11.968	11.291	24.733	1'39.813	237.9	15:43'41.882
17	20.277	25.425	11.990	11.212	24.472	1'33.376	237.9	15:45'15.258
18	20.426	25.449	12.014	11.348	24.533	1'33.770	237.4	15:46'49.028
19	20.075	25.415	**11.870**	11.453	24.570	1'33.383	**242.2**	15:48'22.411
20	20.092	25.313	11.876	11.278	**24.408**	1'32.967	**242.2**	15:49'55.378
21	**20.051**	**25.058**	11.980	11.172	24.489	**1'32.750**	239.5	15:51'28.128

20° 71 C. BERGMAN (1'32.809)

Lap	Seg. 1	Seg. 2	Seg. 3	Seg. 4	Seg. 5	Lap Time	km/h	Local Time
		27.308	12.294	11.819	25.113		236.8	14:51'52.053
1	20.607	26.101	12.123	11.552	24.509	1'34.892	237.4	14:53'26.945
2	20.519	25.969	12.103	11.448	24.608	1'34.647	237.4	14:55'01.592
3	20.996	26.251	12.323	11.591	24.950	1'36.111	235.8	14:56'37.703
4	20.466	25.680	12.157	11.632	24.732	1'34.667	235.3	14:58'12.370
5	20.421	25.780	12.058	11.451	24.302	1'34.012	235.3	14:59'46.382
6	20.237	25.641	12.038	11.509	24.504	1'33.929	236.8	15:01'20.311
7	20.735	26.343	12.301	11.733	28.803	1'39.915 P	234.3	15:03'00.226
8	6'20.865	26.760	12.335	11.740	25.032	7'36.732 P	233.3	15:10'36.958
9	20.490	25.696	12.062	11.697	24.378	1'34.323	235.8	15:12'11.281
10	20.165	**25.396**	12.007	11.442	24.448	1'33.458	233.8	15:13'44.739
11	**20.107**	25.433	11.995	**11.283**	23.991	**1'32.809**	234.3	15:15'17.548
12	20.185	25.400	12.003	11.342	**23.984**	1'32.914	236.3	15:16'50.462
13	21.163	27.595	14.070	13.362	29.560	1'45.750	196.7	15:18'36.212
14	21.549	26.423	13.012	11.946	24.515	1'37.445	201.1	15:20'13.657
15	20.316	25.587	12.050	11.446	24.288	1'33.687	236.3	15:21'47.344
16	20.119	25.626	11.956	11.375	24.193	1'33.269	**238.9**	15:23'20.613
17	20.233	25.903	12.010	11.526	28.003	1'37.675 P	237.4	15:24'58.288
18	8'40.320	26.920	12.287	11.769	24.705	9'56.001 P	232.3	15:34'54.289
19	20.416	25.644	12.034	11.398	24.394	1'33.886	235.8	15:36'28.175
20	20.282	25.663	12.102	11.348	24.356	1'33.751	235.3	15:38'01.926
21	20.377	25.531	12.110	11.509	24.335	1'33.862	235.3	15:39'35.788
22	20.333	25.690	12.048	11.413	24.454	1'33.938	235.8	15:41'09.726
23	20.426	25.491	12.063	11.348	24.083	1'33.411	234.8	15:42'43.137
24	20.153	25.628	12.003	11.377	24.184	1'33.345	236.8	15:44'16.482
25	20.681	30.658	12.187	11.522	24.276	1'39.324	233.8	15:45'55.806
26	20.210	25.584	12.004	11.387	24.166	1'33.351	235.8	15:47'29.157
27	20.181	25.565	**11.953**	11.321	24.180	1'33.200	237.9	15:49'02.357
28	21.962	26.858	12.717	12.175	27.371	1'41.083	224.5	15:50'43.440

21° 47 A. BASSANI (1'33.000)

Lap	Seg. 1	Seg. 2	Seg. 3	Seg. 4	Seg. 5	Lap Time	km/h	Local Time
		28.840	12.591	12.458	24.911		235.8	14:51'47.204
1	20.562	25.825	11.946	11.591	24.633	1'34.557	240.0	14:53'21.761
2	20.377	25.471	11.919	11.555	24.808	1'34.130	240.0	14:54'55.891
3	20.556	25.523	11.930	11.727	24.588	1'34.324	240.0	14:56'30.215
4	20.466	25.433	11.948	11.664	24.510	1'34.021	238.4	14:58'04.236
5	20.443	25.654	11.915	11.581	24.477	1'34.070	240.0	14:59'38.306
6	20.654	26.877	13.780	12.221	29.979	1'43.511 P	219.1	15:01'21.817
7	6'20.564	26.670	12.181	11.633	24.653	7'35.701 P	236.8	15:08'57.518
8	20.329	25.493	11.965	11.626	24.509	1'33.922	238.9	15:10'31.440
9	20.364	25.407	11.945	11.525	24.701	1'33.942	238.9	15:12'05.382
10	20.330	25.588	12.009	11.643	24.660	1'34.230	237.4	15:13'39.612
11	20.339	25.673	11.931	11.601	24.562	1'34.106	238.4	15:15'13.718
12	21.716	28.376	12.689	12.314	28.749	1'43.844 P	226.9	15:16'57.562
13	4'23.894	28.189	12.387	11.696	24.700	5'40.866 P	**242.7**	15:22'38.428
14	20.298	25.431	11.937	11.488	24.488	1'33.642	240.5	15:24'12.070
15	20.354	25.532	12.026	11.465	24.455	1'33.832	239.5	15:25'45.902
16	22.322	27.666	12.479	12.225	29.806	1'44.498 P	228.8	15:27'30.400
17	4'56.026	26.848	12.148	11.657	24.530	6'11.209 P	238.9	15:33'41.609
18	20.415	25.474	12.011	11.555	24.455	1'33.910	238.9	15:35'15.519
19	20.196	29.033	12.551	11.909	28.318	1'42.007 P	224.5	15:36'57.526
20	5'12.149	26.513	11.934	12.324	33.903	6'36.823 P	233.8	15:43'34.349
21	23.133	26.189	12.215	11.688	24.607	1'37.832	235.3	15:45'12.181
22	20.198	25.965	**11.849**	11.713	24.663	1'34.388	237.4	15:46'46.569
23	20.268	25.744	12.057	11.552	24.739	1'34.360	239.5	15:48'20.929
24	**20.090**	**25.187**	11.929	11.485	**24.309**	**1'33.000**	238.9	15:49'53.929
25	20.149	25.316	**11.849**	**11.454**	24.350	1'33.118	238.9	15:51'27.047

22° 96 J. ORELLANA (1'33.027)

Lap	Seg. 1	Seg. 2	Seg. 3	Seg. 4	Seg. 5	Lap Time	km/h	Local Time
		27.257	12.232	12.063	25.514		237.4	14:51'50.349
1	20.677	25.912	12.149	11.437	25.218	1'35.393	234.8	14:53'25.742
2	20.570	25.995	12.082	11.329	25.216	1'35.192	234.8	14:55'00.934
3	20.382	25.891	12.108	11.223	24.848	1'34.452	234.8	14:56'35.386
4	20.492	25.749	12.071	11.226	25.076	1'34.614	232.8	14:58'10.000
5	20.518	25.996	12.137	11.310	29.847	1'39.808	232.8	14:59'49.808
6	20.782	25.967	12.039	11.198	25.051	1'35.037	235.3	15:01'24.845
7	20.516	25.616	12.098	11.321	24.958	1'34.509	233.8	15:02'59.354
8	20.401	25.680	12.089	11.348	25.112	1'34.630	233.3	15:04'33.984
9	20.513	25.674	12.083	11.248	24.718	1'34.236	233.3	15:06'08.220
10	20.582	26.057	12.151	16.937	28.048	1'43.775	232.3	15:07'51.995
11	20.239	25.665	12.083	11.218	24.720	1'33.925	232.8	15:09'25.920
12	20.322	25.558	12.025	11.197	24.698	1'33.800	234.3	15:10'59.720
13	20.715	25.877	12.341	11.400	24.926	1'35.259	231.8	15:12'34.979
14	20.550	25.912	12.229	11.287	26.195	1'36.173	231.8	15:14'11.152
15	21.039	26.315	12.158	11.325	25.708	1'36.545	234.3	15:15'47.697
16	20.869	26.986	12.397	11.527	30.361	1'42.140 P	231.8	15:17'29.837
17	11'50.730	29.674	13.204	12.267	26.006	13'11.881 P	219.1	15:30'41.718
18	20.438	25.583	12.033	11.222	24.693	1'33.969	234.3	15:32'15.687
19	20.431	25.639	12.007	11.374	24.581	1'34.032	234.8	15:33'49.719
20	**20.119**	25.425	12.009	11.157	24.638	1'33.348	**235.8**	15:35'23.067
21	20.130	25.906	12.144	11.304	24.514	1'33.998	235.3	15:36'57.065
22	20.443	25.694	12.160	11.213	24.699	1'34.209	234.8	15:38'31.274
23	20.173	25.546	12.062	11.277	24.721	1'33.779	234.8	15:40'05.053
24	21.312	28.649	14.032	11.815	24.896	1'40.704	196.7	15:41'45.757
25	20.437	25.522	12.091	11.245	**24.375**	1'33.670	232.8	15:43'19.427
26	20.244	25.865	12.112	11.533	24.553	1'34.307	233.8	15:44'53.734
27	22.519	32.432	15.295	13.787	25.658	1'49.691		15:46'43.425
28	20.269	25.451	12.032	11.378	24.445	1'33.575	234.3	15:48'17.000
29	20.251	**25.224**	**11.982**	**11.111**	24.459	**1'33.027**	235.3	15:49'50.027
30	22.001	26.738	13.497	20.125	33.492	1'55.853 P	187.8	15:51'45.880

23° 23 C. TANGRE (1'33.183)

Lap	Seg. 1	Seg. 2	Seg. 3	Seg. 4	Seg. 5	Lap Time	km/h	Local Time
		27.062	12.408	12.114	25.728		232.3	14:51'43.783
1	20.875	26.113	12.084	11.688	24.410	1'35.170	234.8	14:53'18.953
2	20.267	25.412	12.034	11.465	24.729	1'33.907	234.8	14:54'52.860
3	20.190	25.429	12.010	11.522	24.430	1'33.581	235.8	14:56'26.441
4	20.185	26.099	11.964	11.500	24.324	1'34.072	236.8	14:58'00.513
5	20.120	25.449	11.934	11.387	24.349	1'33.239	237.4	14:59'33.752
6	21.048	26.398	12.407	11.955	30.569	1'42.377 P	230.8	15:01'16.129
7	5'34.724	26.670	12.182	25.499	28.749	7'07.824 P	233.8	15:08'23.953
8	20.372	25.857	11.913	11.831	25.030	1'35.003	236.8	15:09'58.956
9	20.312	25.702	12.062	12.078	24.514	1'34.668	234.3	15:11'33.624
10	20.200	25.553	12.088	11.632	**24.231**	1'33.704	233.3	15:13'07.328
11	20.171	25.597	11.933	11.563	24.779	1'34.043	236.3	15:14'41.371
12	20.189	25.418	11.961	11.522	24.569	1'33.659	234.3	15:16'15.030
13	21.001	29.395	15.755	12.009	26.670	1'44.830		15:17'59.860
14	20.074	25.507	11.943	11.542	24.306	1'33.372	236.8	15:19'33.232
15	20.208	25.618	14.687	12.607	30.999	1'44.119 P		15:21'17.351
16	8'08.499	26.824	12.232	11.847	25.373	9'24.775 P	231.8	15:30'42.126
17	20.301	25.478	12.033	11.464	24.723	1'33.999	235.8	15:32'16.125
18	20.193	25.624	11.926	11.609	24.789	1'34.141	**238.4**	15:33'50.266
19	**19.943**	25.425	11.919	21.091	35.830	1'54.208 P	**238.4**	15:35'44.474
20	7'21.101	28.877	18.818	15.711	28.859	8'53.366 P		15:44'37.840
21	20.208	25.583	11.907	11.465	24.447	1'33.610	235.3	15:46'11.450
22	20.107	25.362	11.979	11.396	24.339	**1'33.183**	235.8	15:47'44.633
23	20.429	**25.278**	**11.889**	**11.337**	24.388	1'33.321	**238.4**	15:49'17.954
24	20.020	25.233	11.968	11.420	24.170	1'32.811 C	236.3	15:50'50.765

24° 63 Z. KHAIRUDDIN (1'33.314)

Lap	Seg. 1	Seg. 2	Seg. 3	Seg. 4	Seg. 5	Lap Time	km/h	Local Time
		26.917	12.455	11.949	25.418		235.3	14:53'12.300
1	21.154	26.039	12.256	11.576	27.137	1'38.162	235.8	14:54'50.462
2	20.380	25.478	12.019	11.545	24.898	1'34.320	240.0	14:56'24.782
3	37.352	26.443	12.073	11.675	24.161	1'51.704	238.9	14:58'16.486
4	20.396	26.187	11.991	11.762	24.342	1'34.678	239.5	14:59'51.164
5	20.661	25.898	12.185	11.439	24.300	1'34.483	241.6	15:01'25.647
6	20.559	26.084	12.032	11.463	29.021	1'39.159 P	241.1	15:03'04.806
7	9'09.544	28.001	12.852	11.845	24.749	10'26.991 P	234.8	15:13'31.797
8	20.553	25.494	12.016	11.561	24.166	1'33.790	238.4	15:15'05.587
9	20.344	25.532	11.994	11.564	**24.103**	1'33.537	240.0	15:16'39.124
10	20.120	25.652	11.953	11.478	24.687	1'33.890	241.1	15:18'13.014

P = Pits In/Out - C = Lap-Time Cancelled

These data/results cannot be reproduced, stored and/or transmitted in whole or in part by any manner of electronic, mechanical, photocopying, recording, broadcasting or otherwise now known or herein after developed without the previous express consent by the copyright owner, except for reproduction in daily press and regular printed publications on sale to the public within 60 days of the event related to those data/results and always provided that copyright symbol appears together as follows below.
© DORNA WSBK ORGANIZATION Srl 2016

PIRELLI
Official Tyre Supplier
TISSOT SWISS WATCHES SINCE 1853
Official Timekeeper

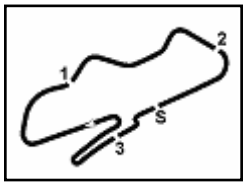

Donington Park 4.023 m

UK Round, 27-28-29 May 2016

World Supersport - Chronological Analysis Free Practice 2nd Session

11	21.628	28.055	13.034	12.182	27.456	1'42.355	227.8	15:19'55.369
12	20.502	25.962	12.075	12.679	24.899	1'36.117	240.5	15:21'31.486
13	20.346	26.218	11.992	11.529	29.796	1'39.881 P	241.6	15:23'11.367
14	4'38.958	28.158	14.853	12.476	29.725	6'04.170 P	209.7	15:29'15.537
15	20.388	27.312	16.765	11.777	24.556	1'40.798	215.6	15:30'56.335
16	20.239	25.664	**11.850**	**11.387**	24.660	1'33.800	**243.2**	15:32'30.135
17	20.290	25.613	11.931	11.410	24.239	1'33.483	241.6	15:34'03.618
18	20.185	**25.386**	12.060	11.474	24.209	**1'33.314**	**243.2**	15:35'36.932
19	20.860	29.620	13.202	11.970	25.378	1'41.030	237.4	15:37'17.962
20	**20.054**	26.283	12.144	11.404	24.300	1'34.185	238.9	15:38'52.147
21	21.580	26.355	12.308	11.517	29.992	1'41.752 P	237.4	15:40'33.899
22	41.489	30.324	12.439	11.429	24.860	2'00.541 P	240.0	15:42'34.440
23	20.183	25.728	12.670	11.929	26.655	1'37.165	221.3	15:44'11.605

25° 35 S. HILL (1'33.853)

Lap	Seg. 1	Seg. 2	Seg. 3	Seg. 4	Seg. 5	Lap Time	km/h	Local Time
		27.888	12.330	11.833	25.348		234.3	14:51'53.529
1	20.735	26.096	12.196	11.774	24.894	1'35.695	230.3	14:53'29.224
2	20.478	25.808	12.169	11.552	24.626	1'34.633	230.3	14:55'03.857
3	20.262	25.669	12.025	11.502	24.708	1'34.166	**234.8**	14:56'38.023
4	20.357	25.715	12.147	11.802	24.873	1'34.894	232.8	14:58'12.917
5	20.710	32.029	12.363	11.760	24.886	1'41.748	227.8	14:59'54.665
6	20.453	25.810	**11.994**	11.984	24.781	1'35.022	233.3	15:01'29.687
7	20.253	25.603	12.078	11.497	24.682	1'34.113	232.3	15:03'03.800
8	20.444	25.757	12.055	11.607	24.655	1'34.518	231.8	15:04'38.318
9	20.593	26.489	12.668	12.234	31.299	1'43.283 P	208.5	15:06'21.601
10	6'56.002	26.946	13.108	11.822	27.180	8'15.058 P	220.0	15:14'36.659
11	20.201	25.681	12.030	11.456	24.592	1'33.960	231.8	15:16'10.619
12	20.304	25.589	12.077	11.649	24.658	1'34.277	228.3	15:17'44.896
13	20.136	25.692	12.082	11.383	24.560	**1'33.853**	229.3	15:19'18.749
14	**20.131**	**25.532**	12.055	**11.326**	24.917	1'33.961	229.8	15:20'52.710
15	21.763	27.265	12.205	12.751	31.194	1'45.178 P	228.8	15:22'37.888
16	7'59.638	26.683	12.187	11.528	26.670	9'16.706 P	227.8	15:31'54.594
17	20.326	26.956	12.336	11.372	24.773	1'35.763	230.3	15:33'30.357
18	20.276	25.696	12.187	11.948	**24.487**	1'34.594	232.3	15:35'04.951
19	20.281	26.212	12.078	11.475	24.873	1'34.919	228.3	15:36'39.870
20	20.148	25.835	12.114	11.428	24.752	1'34.277	228.3	15:38'14.147
21	21.482	26.365	12.296	11.703	24.900	1'36.746	228.3	15:39'50.893
22	20.375	29.519	12.922	12.801	36.406	1'52.023 P	224.5	15:41'42.916
23	3'59.832	32.403	12.519	11.580	28.476	5'24.810 P	230.3	15:47'07.726
24	20.400	25.819	12.148	11.568	25.207	1'35.142	230.8	15:48'42.868
25	20.537	28.791	12.345	11.798	25.039	1'38.510	229.8	15:50'21.378

26° 77 K. RYDE (1'33.903)

Lap	Seg. 1	Seg. 2	Seg. 3	Seg. 4	Seg. 5	Lap Time	km/h	Local Time
		28.993	12.530	12.091	26.629		226.9	14:52'19.734
1	20.881	26.075	12.285	11.597	24.950	1'35.788	226.9	14:53'55.522
2	20.610	25.844	12.200	11.563	30.209	1'40.426 P	231.3	14:55'35.948
3	8'16.973	26.777	12.367	11.881	28.844	9'36.842 P	228.3	15:05'12.790
4	5'15.152	26.636	12.263	11.671	25.175	6'30.897 P	227.8	15:11'43.687
5	20.528	25.855	12.196	11.499	24.883	1'34.961	228.3	15:13'18.648
6	20.551	25.771	12.300	11.377	24.867	1'34.866	227.8	15:14'53.514
7	20.589	25.859	12.283	11.531	30.457	1'40.719 P	224.1	15:16'34.233
8	6'28.757	26.643	12.207	11.534	25.271	7'44.412 P	228.8	15:24'18.645
9	20.439	25.698	12.082	11.356	24.544	1'34.119	230.8	15:25'52.764
10	20.339	25.648	12.124	11.312	**24.480**	**1'33.903**	230.8	15:27'26.667
11	22.292	26.561	12.494	11.794	29.464	1'42.605 P	216.4	15:29'09.272
12	11'04.009	26.150	12.286	11.598	24.938	12'18.981 P	227.4	15:41'28.253
13	20.710	26.209	12.300	**11.310**	24.833	1'35.362	225.0	15:43'03.615
14	20.294	25.992	**12.070**	11.316	25.111	1'34.783	**233.3**	15:44'38.398
15	20.344	25.635	12.202	11.462	26.932	1'36.575	231.8	15:46'14.973

27° 10 N. CALERO (1'34.236)

Lap	Seg. 1	Seg. 2	Seg. 3	Seg. 4	Seg. 5	Lap Time	km/h	Local Time
		27.465	12.283	11.809	25.539		236.3	14:51'52.853
1	20.738	26.272	12.328	11.754	25.596	1'36.688	233.8	14:53'29.541
2	20.671	26.020	12.246	11.426	24.830	1'35.193	234.3	14:55'04.734
3	20.478	25.867	12.131	11.408	24.810	1'34.694	236.8	14:56'39.428
4	20.326	25.696	12.104	11.734	24.835	1'34.695	233.3	14:58'14.123
5	20.364	25.800	12.124	11.398	24.847	1'34.533	235.3	14:59'48.656
6	24.181	27.227	12.246	12.300	30.221	1'46.175 P	234.3	15:01'34.831
7	7'07.129	26.967	12.388	11.732	25.968	8'24.184 P	233.3	15:09'59.015
8	20.865	25.829	12.161	11.532	24.732	1'35.119	235.3	15:11'34.134
9	20.261	25.665	12.146	11.485	24.679	**1'34.236**	232.8	15:13'08.370
10	20.438	25.935	12.219	11.511	24.825	1'34.928	234.8	15:14'43.298
11	20.290	25.691	12.395	11.686	24.717	1'34.779	234.8	15:16'18.077
12	20.521	25.865	12.314	11.673	24.800	1'35.173	234.3	15:17'53.250
13	24.497	26.689	12.174	11.570	24.814	1'39.744	**239.5**	15:19'32.994
14	20.264	25.562	12.085	11.657	24.807	1'34.375	236.3	15:21'07.369
15	22.028	29.352	12.434	11.948	30.915	1'46.677 P	225.0	15:22'54.046
16	9'47.965	26.710	15.159	13.117	26.795	11'09.746 P		15:34'03.792
17	20.447	25.665	12.158	11.633	24.719	1'34.622 C	233.8	15:35'38.414
18	20.659	25.956	12.197	11.623	24.987	1'35.422	235.3	15:37'13.836
19	23.282	27.452	12.175	11.459	24.771	1'39.139	237.4	15:38'52.975
20	21.042	26.340	12.174	11.541	27.880	1'38.977 P	236.3	15:40'31.952
21	1'37.865	26.626	**11.923**	12.244	33.570	3'02.228 P	**239.5**	15:43'34.180
22	21.015	26.299	12.323	11.638	25.901	1'37.176	232.3	15:45'11.356
23	20.587	26.038	12.065	11.609	**24.555**	1'34.854	236.8	15:46'46.210
24	20.511	25.743	12.140	11.456	24.808	1'34.658	237.4	15:48'20.868
25	20.557	**25.495**	12.130	**11.371**	25.300	1'34.853	234.3	15:49'55.721
26	**20.217**	26.020	12.087	11.480	24.873	1'34.677	235.8	15:51'30.398

28° 74 J. VAN SIKKELERUS (1'34.386)

Lap	Seg. 1	Seg. 2	Seg. 3	Seg. 4	Seg. 5	Lap Time	km/h	Local Time
		28.843	12.209	12.220	25.669		235.8	14:51'49.098
1	20.446	26.042	12.084	11.622	25.675	1'35.869	**236.3**	14:53'24.967
2	20.731	25.962	12.163	11.677	25.580	1'36.113	235.8	14:55'01.080
3	20.921	26.026	12.205	11.490	25.190	1'35.832	235.3	14:56'36.912
4	20.643	25.971	12.225	11.591	25.215	1'35.645	231.8	14:58'12.557
5	20.647	26.080	12.180	11.432	24.760	1'35.099	234.3	14:59'47.656
6	20.604	26.014	12.213	11.587	24.659	1'35.077	234.3	15:01'22.733
7	20.490	**25.712**	12.167	11.576	24.814	1'34.759	233.3	15:02'57.492
8	20.652	25.779	12.231	11.542	24.841	1'35.045	231.8	15:04'32.537
9	20.750	25.738	12.268	11.447	24.779	1'34.982	232.8	15:06'07.519
10	21.044	27.011	12.215	12.049	29.490	1'41.809 P	232.8	15:07'49.328
11	8'30.979	28.336	12.559	12.053	25.625	9'49.552 P	228.3	15:17'38.880
12	20.668	25.851	12.155	11.417	24.793	1'34.884	232.8	15:19'13.764
13	20.610	25.968	12.235	11.536	24.568	1'34.917	232.8	15:20'48.681
14	20.539	25.799	**12.018**	11.529	24.575	1'34.460	234.3	15:22'23.141
15	20.510	25.825	12.115	11.437	24.585	1'34.472	233.8	15:23'57.613
16	20.432	25.772	12.126	11.452	24.604	**1'34.386**	233.3	15:25'31.999
17	20.562	25.858	12.220	11.610	24.933	1'35.183	231.8	15:27'07.182
18	22.162	29.072	13.778	12.462	29.370	1'46.844 P		15:28'54.026
19	6'40.640	29.671	12.615	21.042	29.959	8'13.927 P	227.4	15:37'07.953
20	20.895	26.197	12.158	11.845	25.072	1'36.167	233.3	15:38'44.120
21	20.544	25.899	12.138	11.540	**24.538**	1'34.659	233.3	15:40'18.779
22	**20.293**	25.750	12.168	11.712	24.962	1'34.885	234.3	15:41'53.664
23	20.362	25.790	12.236	11.541	24.851	1'34.780	233.3	15:43'28.444
24	20.511	25.860	12.295	**11.374**	24.545	1'34.585	232.8	15:45'03.029
25	22.522	28.901	13.317	12.423	32.894	1'50.057	215.6	15:46'53.086
26	20.699	25.900	12.166	11.521	24.850	1'35.136	235.8	15:48'28.222
27	20.565	26.216	12.140	11.651	26.584	1'37.156	235.8	15:50'05.378

29° 12 C. GOBBI (1'34.442)

Lap	Seg. 1	Seg. 2	Seg. 3	Seg. 4	Seg. 5	Lap Time	km/h	Local Time
		27.546	12.617	12.162	30.456		219.5	14:52'19.847
1	21.289	26.050	12.230	11.940	25.354	1'36.863	231.3	14:53'56.710
2	20.918	26.034	12.235	11.653	24.882	1'35.722	232.8	14:55'32.432
3	20.532	26.480	12.414	11.560	25.242	1'36.228	231.3	14:57'08.660
4	20.751	26.091	12.463	11.557	24.780	1'35.642	231.8	14:58'44.302
5	20.830	25.860	12.326	11.682	24.761	1'35.459	233.3	15:00'19.761
6	20.950	26.589	15.212	12.290	29.152	1'44.193 P	214.3	15:02'03.954
7	3'54.941	29.819	20.156	17.185	28.189	5'30.290 P		15:07'34.244
8	21.137	26.427	12.474	11.717	24.706	1'36.461	231.8	15:09'10.705
9	20.752	26.016	12.420	11.719	24.924	1'35.831	232.3	15:10'46.536
10	20.819	26.221	12.458	11.706	24.911	1'36.115	232.8	15:12'22.651
11	21.255	26.460	12.630	11.849	**24.532**	1'36.726	228.8	15:13'59.377
12	20.819	26.417	12.712	11.981	28.821	1'40.750 P	228.3	15:15'40.127
13	4'46.628	28.664	19.442	12.825	24.954	6'12.513 P	180.9	15:21'52.640
14	20.821	25.907	12.468	19.886	32.026	1'51.108 P	230.8	15:23'43.748
15	3'44.362	31.419	12.786	11.846	24.743	5'05.156 P	226.9	15:28'48.904
16	20.834	26.140	12.342	12.201	24.891	1'36.408	232.8	15:30'25.312
17	21.051	26.035	12.389	11.822	24.896	1'36.193	231.8	15:32'01.505
18	21.507	26.903	13.166	12.089	28.599	1'42.264 P	220.4	15:33'43.769
19	6'56.515	31.287	18.720	13.126	24.880	8'24.528 P	195.7	15:42'08.297
20	**20.424**	**25.577**	12.257	11.642	24.542	**1'34.442**	234.8	15:43'42.739
21	20.454	25.771	12.233	**11.531**	24.961	1'34.950	233.3	15:45'17.689
22	21.112	35.145	15.977	11.667	24.691	1'48.592	212.6	15:47'06.281
23	20.540	25.815	12.245	11.641	25.458	1'35.699	235.3	15:48'41.980
24	21.251	26.758	**12.168**	11.687	24.768	1'36.632	**236.3**	15:50'18.612

30° 83 L. EPIS (1'34.788)

Lap	Seg. 1	Seg. 2	Seg. 3	Seg. 4	Seg. 5	Lap Time	km/h	Local Time
		28.061	12.749	12.233	25.887		230.8	14:51'43.440
1	21.068	26.926	12.344	11.891	25.210	1'37.439	234.3	14:53'20.879
2	20.766	26.287	12.397	11.679	24.671	1'35.800	232.8	14:54'56.679
3	20.576	26.097	12.122	11.751	24.506	1'35.052	235.8	14:56'31.731
4	20.543	26.191	12.287	12.012	24.910	1'35.943	232.8	14:58'07.674

P = Pits In/Out - C = Lap-Time Cancelled

These data/results cannot be reproduced, stored and/or transmitted in whole or in part by any manner of electronic, mechanical, photocopying, recording, broadcasting or otherwise now known or herein after developed without the previous express consent by the copyright owner, except for reproduction in daily press and regular printed publications on sale to the public within 60 days of the event related to those data/results and always provided that copyright symbol appears together as follows below.
© DORNA WSBK ORGANIZATION Srl 2016

PIRELLI
Official Tyre Supplier
TISSOT
SWISS WATCHES SINCE 1853
Official Timekeeper

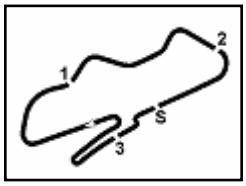

Donington Park 4.023 m

UK Round, 27-28-29 May 2016

World Supersport - Chronological Analysis Free Practice 2nd Session

5	20.416	25.955	12.234	11.668	28.882	1'39.155 P	**237.9**	14:59'46.829
6	2'30.312	27.742	12.757	12.801	30.654	3'54.266 P	231.8	15:03'41.095
7	20.811	26.684	12.361	11.799	24.778	1'36.433	231.8	15:05'17.528
8	20.527	26.083	12.213	11.826	**24.481**	1'35.130	232.3	15:06'52.658
9	20.737	26.175	12.183	11.697	24.856	1'35.648	233.3	15:08'28.306
10	20.747	27.312	12.319	11.781	30.825	1'42.984 P	233.8	15:10'11.290
11	2'03.538	26.994	12.714	12.236	25.485	3'20.967 P	230.3	15:13'32.257
12	20.614	**25.826**	12.148	11.561	24.639	**1'34.788**	235.3	15:15'07.045
13	20.727	29.492	12.639	11.814	25.596	1'40.268	232.3	15:16'47.313
14	21.235	27.342	13.313	12.406	30.383	1'44.679 P	210.9	15:18'31.992
15	9'33.318	27.029	12.476	11.908	25.437	10'50.168 P	231.8	15:29'22.160
16	20.568	26.287	12.300	11.593	24.875	1'35.623	235.3	15:30'57.783
17	20.765	26.050	12.187	**11.475**	24.979	1'35.456	234.3	15:32'33.239
18	20.460	26.096	12.212	11.600	25.893	1'36.261	235.3	15:34'09.500
19	20.551	26.756	12.339	18.073	31.837	1'49.556	232.3	15:35'59.056
20	20.871	26.665	12.532	11.894	30.645	1'42.607 P	232.8	15:37'41.663
21	1'37.391	26.554	12.575	12.014	26.070	2'54.604 P	226.4	15:40'36.267
22	20.564	26.029	12.247	11.619	25.621	1'36.080	234.8	15:42'12.347
23	20.435	25.926	12.163	11.666	24.732	1'34.922	234.3	15:43'47.269
24	20.735	27.999	12.700	11.982	26.471	1'39.887	227.8	15:45'27.156
25	**20.330**	26.620	12.300	11.692	26.214	1'37.156	234.8	15:47'04.312
26	20.598	26.324	**12.121**	11.850	26.583	1'37.476	236.8	15:48'41.788
27	20.566	26.114	12.159	11.612	24.959	1'35.410	235.3	15:50'17.198

31° 6 D. STIRPE (1'34.898)

Lap	Seg. 1	Seg. 2	Seg. 3	Seg. 4	Seg. 5	Lap Time	km/h	Local Time
		28.330	12.539	12.238	25.538		235.8	14:51'48.096
1	20.648	26.135	12.234	11.660	25.147	1'35.824	**238.4**	14:53'23.920
2	20.661	25.818	12.367	12.462	26.155	1'37.463	235.8	14:55'01.383
3	20.878	26.228	13.172	12.005	25.303	1'37.586	213.4	14:56'38.969
4	20.439	25.748	12.250	11.805	25.246	1'35.488	233.8	14:58'14.457
5	20.417	25.944	12.190	11.642	25.031	1'35.224	235.3	14:59'49.681
6	21.460	26.983	12.248	11.693	25.013	1'37.397	237.9	15:01'27.078
7	20.391	26.224	12.233	11.686	24.947	1'35.481	234.3	15:03'02.559
8	20.670	25.623	12.192	**11.580**	**24.833**	**1'34.898**	237.9	15:04'37.457
9	21.107	27.005	15.079	13.215	30.433	1'46.839 P		15:06'24.296
10	2'57.095	26.893	12.359	12.005	25.002	4'13.354 P	233.8	15:10'37.650
11	20.496	26.136	12.218	11.804	29.981	1'40.635	237.4	15:12'18.285
12	20.714	26.321	12.380	12.145	24.995	1'36.555	234.8	15:13'54.840
13	20.517	26.015	12.361	12.067	31.300	1'42.260 P	233.8	15:15'37.100
14	4'04.651	32.335	13.437	12.989	28.184	5'31.596 P	219.1	15:21'08.696
15	21.197	29.832	13.922	13.321	41.065	1'59.337	205.7	15:23'08.033
16	20.879	26.071	12.214	11.772	25.313	1'36.249	236.3	15:24'44.282
17	20.939	28.281	12.679	12.178	26.008	1'40.085	228.8	15:26'24.367
18	20.951	32.174	17.051	14.042	26.312	1'50.530		15:28'14.897
19	20.688	**25.564**	**12.129**	11.737	24.985	1'35.103	237.9	15:29'50.000
20	21.710	27.589	12.409	12.155	30.449	1'44.312 P	227.8	15:31'34.312
21	5'52.437	34.299	14.883	15.697	32.517	7'29.833 P		15:39'04.145
22	20.413	25.696	12.330	11.751	24.956	1'35.146	235.8	15:40'39.291
23	22.030	32.434	15.701	16.448	27.147	1'53.760		15:42'33.051
24	20.337	25.966	12.300	11.967	28.153	1'38.723	233.8	15:44'11.774
25	**20.227**	28.928	13.394	15.891	26.516	1'44.956		15:45'56.730
26	20.410	26.015	12.285	11.854	25.204	1'35.768	236.8	15:47'32.498
27	22.021	31.837	13.582	12.823	27.095	1'47.358	205.7	15:49'19.856
28	22.446	27.363	14.701	13.548	33.269	1'51.327 P	196.0	15:51'11.183

32° 68 G. SCOTT (1'35.223)

Lap	Seg. 1	Seg. 2	Seg. 3	Seg. 4	Seg. 5	Lap Time	km/h	Local Time
		29.220	12.946	12.446	26.922		232.3	14:52'45.777
1	22.326	27.890	12.685	12.120	26.246	1'41.267	234.8	14:54'27.044
2	21.687	27.255	12.465	11.906	25.600	1'38.913	235.3	14:56'05.957
3	21.374	27.463	12.380	11.941	25.474	1'38.632	236.3	14:57'44.589
4	21.393	27.467	12.424	12.134	33.304	1'46.722 P	237.4	14:59'31.311
5	6'17.759	27.920	12.685	12.182	25.739	7'36.285 P	232.8	15:07'07.596
6	21.634	26.976	12.383	11.957	25.342	1'38.292	235.8	15:08'45.888
7	21.265	26.531	12.360	11.843	30.940	1'42.939 P	234.8	15:10'28.827
8	6'14.613	27.972	12.483	12.147	26.631	7'33.846 P	235.8	15:18'02.673
9	21.679	26.876	12.317	11.917	25.596	1'38.385	236.8	15:19'41.058
10	21.191	26.506	12.209	11.875	25.052	1'36.833	236.8	15:21'17.891
11	20.824	26.477	12.188	11.836	25.094	1'36.419	237.4	15:22'54.310
12	20.965	26.818	12.259	11.773	30.015	1'41.830 P	236.8	15:24'36.140
13	9'11.586	28.006	12.574	12.163	25.908	10'30.237 P	234.3	15:35'06.377
14	21.382	26.647	12.226	11.819	24.941	1'37.015	235.8	15:36'43.392
15	20.873	26.043	12.147	11.830	24.853	1'35.746	236.8	15:38'19.138
16	20.796	26.437	12.135	11.818	25.167	1'36.353	237.4	15:39'55.491
17	20.968	26.163	12.165	11.839	32.452	1'43.587 P	237.4	15:41'39.078
18	3'14.500	28.014	12.406	11.865	25.279	4'32.064 P	236.8	15:46'11.142
19	21.101	26.295	12.128	**11.688**	25.161	1'36.373	237.9	15:47'47.515
20	**20.647**	**26.006**	**12.024**	11.695	**24.851**	**1'35.223**	**238.9**	15:49'22.738
21	20.687	26.383	12.722	11.761	24.971	1'36.524	234.3	15:50'59.262

33° 50 B. ORTT (1'35.728)

Lap	Seg. 1	Seg. 2	Seg. 3	Seg. 4	Seg. 5	Lap Time	km/h	Local Time
		29.172	13.199	12.351	26.255		225.9	14:52'01.579
1	21.448	27.079	12.544	11.843	25.402	1'38.316	230.3	14:53'39.895
2	21.063	26.541	12.389	11.659	24.995	1'36.647	230.3	14:55'16.542
3	20.906	26.214	12.362	11.738	24.909	1'36.129	230.8	14:56'52.671
4	21.110	26.273	12.357	11.801	24.974	1'36.515	229.3	14:58'29.186
5	20.634	26.154	12.391	11.803	**24.789**	1'35.771	230.8	15:00'04.957
6	20.985	26.567	12.389	11.860	24.978	1'36.779	231.3	15:01'41.736
7	20.779	26.215	12.361	11.674	25.284	1'36.313	230.3	15:03'18.049
8	20.782	26.420	12.514	11.772	25.941	1'37.429	225.0	15:04'55.478
9	20.812	26.268	12.369	11.660	25.270	1'36.379	230.8	15:06'31.857
10	20.859	26.551	**12.288**	11.951	25.298	1'36.947	**233.3**	15:08'08.804
11	20.954	**26.117**	12.981	11.956	27.560	1'39.568	229.3	15:09'48.372
12	20.836	26.343	12.564	11.693	27.201	1'38.637	224.5	15:11'27.009
13	20.757	26.173	12.440	11.680	25.589	1'36.639	228.3	15:13'03.648
14	21.165	27.278	12.523	11.743	25.611	1'38.320	229.8	15:14'41.968
15	20.871	26.176	12.611	11.630	25.221	1'36.509	230.3	15:16'18.477
16	20.769	26.165	12.522	11.768	25.472	1'36.696	232.3	15:17'55.173
17	21.368	26.677	12.710	24.730	29.064	1'54.549	229.8	15:19'49.722
18	21.493	26.984	12.656	12.202	25.339	1'38.674	226.9	15:21'28.396
19	21.130	26.948	12.538	11.807	32.768	1'45.191 P	228.8	15:23'13.587
20	16'06.388	28.648	14.342	12.537	25.654	17'27.569 P	201.9	15:40'41.156
21	21.124	26.759	12.652	21.413	33.902	1'55.850	227.4	15:42'37.006
22	20.988	26.411	12.478	11.713	24.930	1'36.520	230.8	15:44'13.526
23	20.741	26.402	12.486	11.613	25.154	1'36.396	229.8	15:45'49.922
24	20.917	26.269	12.326	11.672	24.829	1'36.013	231.8	15:47'25.935
25	**20.622**	26.326	12.327	11.552	24.931	1'35.758	232.3	15:49'01.693
26	**20.622**	26.210	12.333	**11.520**	25.043	**1'35.728**	231.3	15:50'37.421

34° 7 A. LICCIARDI (1'35.931)

Lap	Seg. 1	Seg. 2	Seg. 3	Seg. 4	Seg. 5	Lap Time	km/h	Local Time
		37.615	20.024	18.913	45.334			14:52'30.741
1	17'43.821	28.001	12.626	20.786	27.619	19'12.853 P	227.8	15:11'43.594
2	21.258	26.731	12.367	12.039	25.169	1'37.564	228.3	15:13'21.158
3	21.066	26.437	12.316	11.975	**25.013**	1'36.807	229.8	15:14'57.965
4	20.821	26.053	12.474	12.999	26.155	1'38.502	228.3	15:16'36.467
5	**20.615**	**25.992**	12.276	11.829	25.219	**1'35.931**	231.3	15:18'12.398
6	21.080	27.133	12.566	12.838	26.974	1'40.591	221.8	15:19'52.989
7	21.803	27.067	12.473	12.498	25.436	1'39.277	233.8	15:21'32.266
8	20.822	26.084	12.230	11.884	25.237	1'36.257	232.8	15:23'08.523
9	20.839	26.033	**12.173**	11.934	25.250	1'36.229	**234.8**	15:24'44.752
10	20.762	26.408	12.322	11.946	27.525	1'38.963	231.3	15:26'23.715
11	21.436	26.183	12.305	11.889	25.713	1'37.526	232.8	15:28'01.241
12	21.725	26.772	12.426	12.156	30.935	1'44.014 P	229.8	15:29'45.255
13	5'38.492	42.252	16.698	15.362	34.829	7'27.633 P		15:37'12.888
14	6'24.568	28.561	12.579	12.216	26.569	7'44.493 P	228.8	15:44'57.381
15	20.916	27.379	12.329	24.078	29.098	1'53.800	231.8	15:46'51.181
16	20.884	26.215	12.289	11.945	25.169	1'36.502	231.3	15:48'27.683
17	20.834	26.078	12.290	**11.759**	25.281	1'36.242	233.3	15:50'03.925

P = Pits In/Out - C = Lap-Time Cancelled

These data/results cannot be reproduced, stored and/or transmitted in whole or in part by any manner of electronic, mechanical, photocopying, recording, broadcasting or otherwise now known or herein after developed without the previous express consent by the copyright owner, except for reproduction in daily press and regular printed publications on sale to the public within 60 days of the event related to those data/results and always provided that copyright symbol appears together as follows below.
© DORNA WSBK ORGANIZATION Srl 2016

PIRELLI
Official Tyre Supplier

TISSOT
SWISS WATCHES SINCE 1853
Official Timekeeper

SUPERSPORT FIM WORLD CHAMPIONSHIP

14

WorldSSP

102/07

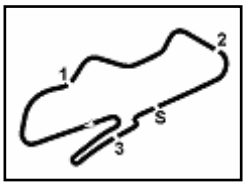

Donington Park 4.023 m

UK Round, 27-28-29 May 2016

World Supersport - Weather Report Free Practice 2nd Session

Session started 14:50 **Session ended** 15:52

Air Temperature

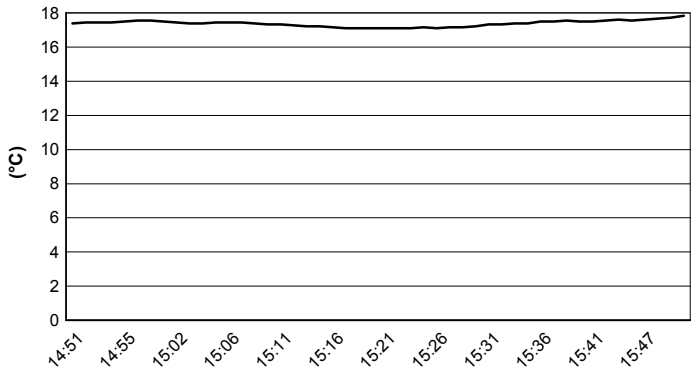

Track Temperature

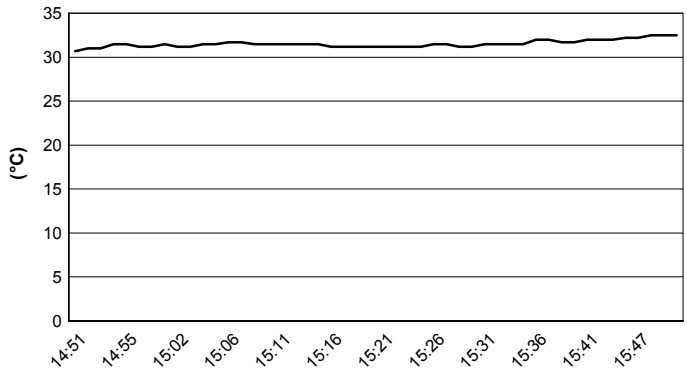

Air Pressure

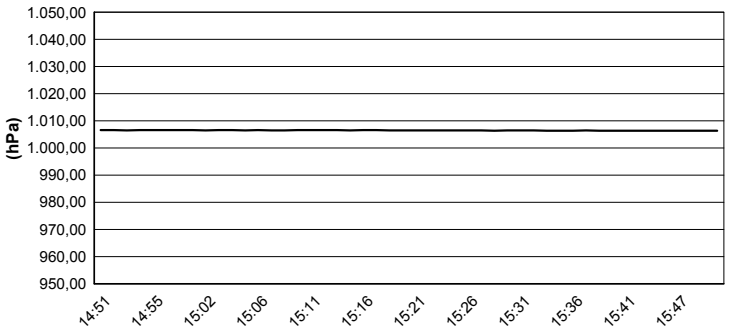

Humidity

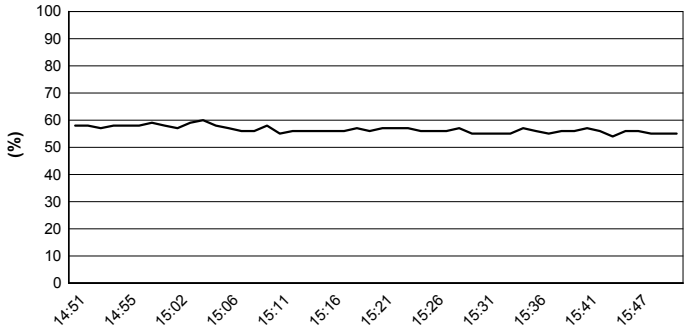

Wind Speed

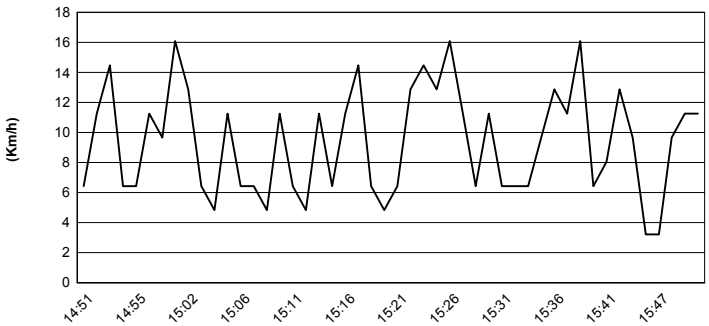

Wind Direction

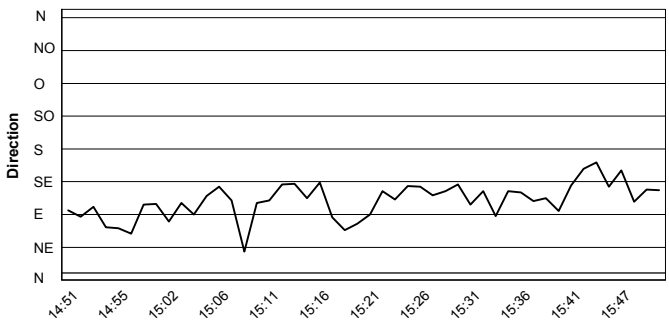

These data/results cannot be reproduced, stored and/or transmitted in whole or in part by any manner of electronic, mechanical, photocopying, recording, broadcasting or otherwise now known or herein after developed without the previous express consent by the copyright owner, except for reproduction in daily press and regular printed publications on sale to the public within 60 days of the event related to those data/results and always provided that copyright symbol appears together as follows below.
© DORNA WSBK ORGANIZATION Srl 2016

PIRELLI
Official Tyre Supplier

TISSOT
SWISS WATCHES SINCE 1853
Official Timekeeper

SUPERSPORT FIM WORLD CHAMPIONSHIP

15
WorldSSP
102/07

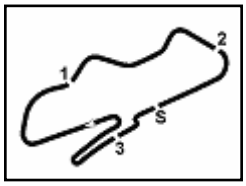

Donington Park 4.023 m

UK Round, 27-28-29 May 2016

World Supersport - Superpoles Entry List

Superpole 1

	No.	Rider	Nat	Team	Bike	Time
11	25	A. **BALDOLINI**	ITA	Race Department ATK#25	MV Agusta F3 675	**1'31.980**
12	44	R. **ROLFO**	ITA	Team Factory Vamag	MV Agusta F3 675	**1'32.065**
13	16	J. **CLUZEL**	FRA	MV Agusta Reparto Corse	MV Agusta F3 675	**1'32.119**
14	11	C. **GAMARINO**	ITA	Team GoEleven	Kawasaki ZX-6R	**1'32.214**
15	64	F. **CARICASULO**	ITA	Bardahl Evan Bros. Honda Racing	Honda CBR600RR	**1'32.303**
16	61	A. **ZACCONE**	ITA	San Carlo Team Italia	Kawasaki ZX-6R	**1'32.465**
17	89	A. **IRWIN**	GBR	Appleyard Macadam Racing, with Inte	Yamaha YZF R6	**1'32.600**
18	78	H. **OKUBO**	JPN	CIA Landlord Insurance Honda	Honda CBR600RR	**1'32.723**
19	41	A. **WAGNER**	AUS	GRT Racing Team	MV Agusta F3 675	**1'32.750**
20	88	N. **TEROL**	ESP	Schmidt Racing	MV Agusta F3 675	**1'32.793**
21	71	C. **BERGMAN**	SWE	CIA Landlord Insurance Honda	Honda CBR600RR	**1'32.809**
22	47	A. **BASSANI**	ITA	San Carlo Team Italia	Kawasaki ZX-6R	**1'33.000**
23	96	J. **ORELLANA**	ESP	WILSport Racedays Honda	Honda CBR600RR	**1'33.027**
24	23	C. **TANGRE**	FRA	Team Yohann Moto Sport	Suzuki GSX-R600	**1'33.183**
25	63	Z. **KHAIRUDDIN**	MAS	Orelac Racing VerdNatura	Kawasaki ZX-6R	**1'33.314**
26	35	S. **HILL**	GBR	CIA Landlord Insurance Honda	Honda CBR600RR	**1'33.853**
27	77	K. **RYDE**	GBR	Schmidt Racing	MV Agusta F3 675	**1'33.903**
28	10	N. **CALERO**	ESP	Orelac Racing VerdNatura	Kawasaki ZX-6R	**1'34.236**
29	74	J. **VAN SIKKELERUS**	NED	MTM Team	Yamaha YZF R6	**1'34.386**
30	12	C. **GOBBI**	ITA	VFT Racing	Yamaha YZF R6	**1'34.442**
31	6	D. **STIRPE**	ITA	Scuderia Maranga Racing	Kawasaki ZX-6R	**1'34.762**
32	83	L. **EPIS**	AUS	Response RE Racing	Kawasaki ZX-6R	**1'34.788**
33	68	G. **SCOTT**	AUS	Gemar Balloons - Team Lorini	Honda CBR600RR	**1'35.223**
34	50	B. **ORTT**	CAN	WILSport Racedays Honda	Honda CBR600RR	**1'35.728**
35	7	A. **LICCIARDI**	BEL	R2 MotorRacing Team	Kawasaki ZX-6R	**1'35.931**

Superpole 2

	No.	Rider	Nat	Team	Bike	Time
1	4	G. **REA**	GBR	GRT Racing Team	MV Agusta F3 675	**1'31.082**
2	21	R. **KRUMMENACHER**	SUI	Kawasaki Puccetti Racing	Kawasaki ZX-6R	**1'31.119**
3	1	K. **SOFUOGLU**	TUR	Kawasaki Puccetti Racing	Kawasaki ZX-6R	**1'31.131**
4	81	L. **STAPLEFORD**	GBR	Profile Racing	Triumph Daytona 675	**1'31.160**
5	2	P. **JACOBSEN**	USA	Honda World Supersport Team	Honda CBR600RR	**1'31.336**
6	86	A. **BADOVINI**	ITA	Gemar Balloons - Team Lorini	Honda CBR600RR	**1'31.584**
7	55	I. **MIKHALCHIK**	UKR	DS Junior Team	Kawasaki ZX-6R	**1'31.669**
8	111	K. **SMITH**	GBR	CIA Landlord Insurance Honda	Honda CBR600RR	**1'31.674**
9	87	L. **ZANETTI**	ITA	MV Agusta Reparto Corse	MV Agusta F3 675	**1'31.682**
10	69	O. **JEZEK**	CZE	Team GoEleven	Kawasaki ZX-6R	**1'31.801**
*						
*						

* These positions are assigned to the 1st and 2nd rider classified in Superpole 1

27/05/2016

These data/results cannot be reproduced, stored and/or transmitted in whole or in part by any manner of electronic, mechanical, photocopying, recording, broadcasting or otherwise now known or herein after developed without the previous express consent by the copyright owner, except for reproduction in daily press and regular printed publications on sale to the public within 60 days of the event related to those data/results and always provided that copyright symbol appears together as follows below.
© DORNA WSBK ORGANIZATION Srl 2016

PIRELLI
Official Tyre Supplier
TISSOT SWISS WATCHES SINCE 1853
Official Timekeeper

SUPERSPORT FIM WORLD CHAMPIONSHIP

16
WorldSSP
102/07

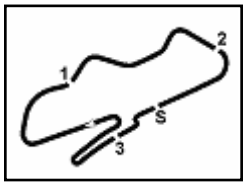

Donington Park 4.023 m

UK Round, 27-28-29 May 2016
World Supersport - Best Laps & Speeds

	No.	Rider	Nat	Bike	Best Lap		FP1 laps	FP1 speed	FP2 laps	FP2 speed
1	4	REA Gino	GBR	MV Agusta F3 675	1'31.082	47	243	1'31.803 / 21	243	1'31.082 / 26	241
2	21	KRUMMENACHER Randy	SUI	Kawasaki ZX-6R	1'31.119	46	241	1'32.045 / 23	241	1'31.119 / 23	239
3	1	SOFUOGLU Kenan	TUR	Kawasaki ZX-6R	1'31.131	52	243	1'31.181 / 25	242	1'31.131 / 27	243
4	81	STAPLEFORD Luke	GBR	Triumph Daytona 675	1'31.160	38	243	1'32.264 / 16	241	1'31.160 / 22	243
5	2	JACOBSEN Patrick	USA	Honda CBR600RR	1'31.336	42	246	1'32.101 / 19	244	1'31.336 / 23	246
6	86	BADOVINI Ayrton	ITA	Honda CBR600RR	1'31.584	33	240	1'32.134 / 15	240	1'31.584 / 18	238
7	55	MIKHALCHIK Illia	UKR	Kawasaki ZX-6R	1'31.669	47	242	1'32.653 / 27	238	1'31.669 / 20	242
8	111	SMITH Kyle	GBR	Honda CBR600RR	1'31.674	58	243	1'31.882 / 29	243	1'31.674 / 29	240
9	87	ZANETTI Lorenzo	ITA	MV Agusta F3 675	1'31.682	37	243	1'33.455 / 18	239	1'31.682 / 19	243
10	69	JEZEK Ondrej	CZE	Kawasaki ZX-6R	1'31.801	52	239	1'32.521 / 28	239	1'31.801 / 24	238
11	25	BALDOLINI Alex	ITA	MV Agusta F3 675	1'31.980	36	242	1'32.073 / 23	242	1'31.980 / 13	238
12	44	ROLFO Roberto	ITA	MV Agusta F3 675	1'32.065	39	241	1'32.394 / 20	239	1'32.065 / 19	241
13	16	CLUZEL Jules	FRA	MV Agusta F3 675	1'32.119	26	243	1'32.468 / 16	243	1'32.119 / 10	241
14	11	GAMARINO Christian	ITA	Kawasaki ZX-6R	1'32.214	49	242	1'32.809 / 23	240	1'32.214 / 26	242
15	64	CARICASULO Federico	ITA	Honda CBR600RR	1'32.303	48	241	1'33.149 / 23	241	1'32.303 / 25	239
16	61	ZACCONE Alessandro	ITA	Kawasaki ZX-6R	1'32.465	51	240	1'33.510 / 27	237	1'32.465 / 24	240
17	89	IRWIN Andrew	GBR	Yamaha YZF R6	1'32.600	53	240	1'32.649 / 27	240	1'32.600 / 26	239
18	78	OKUBO Hikari	JPN	Honda CBR600RR	1'32.723	50	239	1'34.152 / 25	238	1'32.723 / 25	239
19	41	WAGNER Aiden	AUS	MV Agusta F3 675	1'32.750	47	242	1'32.927 / 26	240	1'32.750 / 21	242
20	88	TEROL Nicolas	ESP	MV Agusta F3 675	1'32.793	22	241	1'32.793 / 22	241		

These data/results cannot be reproduced, stored and/or transmitted in whole or in part by any manner of electronic, mechanical, photocopying, recording, broadcasting or otherwise now known or herein after developed without the previous express consent by the copyright owner, except for reproduction in daily press and regular printed publications on sale to the public within 60 days of the event related to those data/results and always provided that copyright symbol appears together as follows below.
© DORNA WSBK ORGANIZATION Srl 2016

PIRELLI
Official Tyre Supplier
TISSOT SWISS WATCHES SINCE 1853
Official Timekeeper

SUPERSPORT FIM WORLD CHAMPIONSHIP

16
WorldSSP
102/07

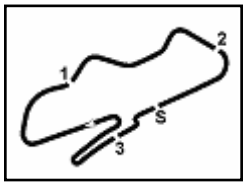

Donington Park 4.023 m

UK Round, 27-28-29 May 2016

World Supersport - Best Laps & Speeds

	No.	Rider	Nat	Bike	Best Lap		FP1 laps	FP1 speed	FP2 laps	FP2 speed
21	71	BERGMAN Christoffer	SWE	Honda CBR600RR	1'32.809	54	26	1'33.722 / 238	28	1'32.809 / 239
22	47	BASSANI Axel	ITA	Kawasaki ZX-6R	1'33.000	50	25	1'34.591 / 242	25	1'33.000 / 243
23	96	ORELLANA Javier	ESP	Honda CBR600RR	1'33.027	57	27	1'33.699 / 237	30	1'33.027 / 236
24	23	TANGRE Cédric	FRA	Suzuki GSX-R600	1'33.183	49	25	1'34.406 / 237	24	1'33.183 / 238
25	63	KHAIRUDDIN Zulfahmi	MAS	Kawasaki ZX-6R	1'33.314	48	25	1'34.022 / 245	23	1'33.314 / 243
26	35	HILL Stefan	GBR	Honda CBR600RR	1'33.853	50	25	1'34.347 / 231	25	1'33.853 / 235
27	77	RYDE Kyle	GBR	MV Agusta F3 675	1'33.903	20	5	1'34.796 / 233	15	1'33.903 / 233
28	10	CALERO Nacho	ESP	Kawasaki ZX-6R	1'34.236	49	23	1'35.216 / 238	26	1'34.236 / 239
29	74	VAN SIKKELERUS Jaimie	NED	Yamaha YZF R6	1'34.386	54	27	1'34.903 / 237	27	1'34.386 / 236
30	12	GOBBI Christopher	ITA	Yamaha YZF R6	1'34.442	45	21	1'35.770 / 234	24	1'34.442 / 236
31	6	STIRPE Davide	ITA	Kawasaki ZX-6R	1'34.762	56	28	1'34.762 / 238	28	1'34.898 / 238
32	83	EPIS Lachlan	AUS	Kawasaki ZX-6R	1'34.788	52	25	1'35.809 / 237	27	1'34.788 / 238
33	68	SCOTT Glenn	AUS	Honda CBR600RR	1'35.223	25	4	1'40.861 / 237	21	1'35.223 / 239
34	50	ORTT Braeden	CAN	Honda CBR600RR	1'35.728	51	25	1'36.290 / 234	26	1'35.728 / 233
35	7	LICCIARDI Angelo	BEL	Kawasaki ZX-6R	1'35.931	45	28	1'37.094 / 235	17	1'35.931 / 235

27/05/2016

These data/results cannot be reproduced, stored and/or transmitted in whole or in part by any manner of electronic, mechanical, photocopying, recording, broadcasting or otherwise now known or herein after developed without the previous express consent by the copyright owner, except for reproduction in daily press and regular printed publications on sale to the public within 60 days of the event related to those data/results and always provided that copyright symbol appears together as follows below.
© DORNA WSBK ORGANIZATION Srl 2016

PIRELLI
Official Tyre Supplier
TISSOT SWISS WATCHES SINCE 1853
Official Timekeeper