

## UK Round, 27-28-29 May 2016

### World Supersport - Results Free Practice 3rd Session

No.	Rider	Nat	Team	Bike	Class	Time	Gap	Rel.	Laps	Speed	
										Avg	Max
1	1 K. SOFUOGLU	TUR	Kawasaki Puccetti Racing	Kawasaki ZX-6R		<b>1'30.857</b>			7	159,402	<b>243,8</b>
2	2 P. JACOBSEN	USA	Honda World Supersport Team	Honda CBR600RR		<b>1'31.262</b>	0.405	0.405	9	158,695	<b>243,2</b>
3	81 L. STAPLEFORD	GBR	Profile Racing	Triumph Daytona 675		<b>1'31.419</b>	0.562	0.157	9	158,422	<b>243,8</b>
4	4 G. REA	GBR	GRT Racing Team	MV Agusta F3 675		<b>1'31.444</b>	0.587	0.025	9	158,379	<b>242,7</b>
5	86 A. BADOVINI	ITA	Gemar Balloons - Team Lorini	Honda CBR600RR		<b>1'31.746</b>	0.889	0.302	8	157,858	<b>240,0</b>
6	21 R. KRUMMENACHER	SUI	Kawasaki Puccetti Racing	Kawasaki ZX-6R		<b>1'31.914</b>	1.057	0.168	9	157,569	<b>243,2</b>
7	64 F. CARICASULO	ITA	Bardahl Evan Bros. Honda Racing	Honda CBR600RR		<b>1'31.959</b>	1.102	0.045	8	157,492	<b>244,9</b>
8	111 K. SMITH	GBR	CIA Landlord Insurance Honda	Honda CBR600RR		<b>1'32.221</b>	1.364	0.262	6	157,044	<b>240,0</b>
9	47 A. BASSANI	ITA	San Carlo Team Italia	Kawasaki ZX-6R	ESS	<b>1'32.319</b>	1.462	0.098	9	156,878	<b>246,6</b>
10	25 A. BALDOLINI	ITA	Race Department ATK#25	MV Agusta F3 675		<b>1'32.363</b>	1.506	0.044	9	156,803	<b>240,0</b>
11	16 J. CLUZEL	FRA	MV Agusta Reparto Corse	MV Agusta F3 675		<b>1'32.399</b>	1.542	0.036	7	156,742	<b>243,8</b>
12	44 R. ROLFO	ITA	Team Factory Vamag	MV Agusta F3 675		<b>1'32.447</b>	1.590	0.048	9	156,661	<b>242,2</b>
13	61 A. ZACCONE	ITA	San Carlo Team Italia	Kawasaki ZX-6R	ESS	<b>1'32.644</b>	1.787	0.197	9	156,327	<b>241,6</b>
14	11 C. GAMARINO	ITA	Team GoEleven	Kawasaki ZX-6R		<b>1'32.678</b>	1.821	0.034	7	156,270	<b>238,4</b>
15	69 O. JEZEK	CZE	Team GoEleven	Kawasaki ZX-6R		<b>1'32.857</b>	2.000	0.179	3	155,969	<b>240,0</b>
16	23 C. TANGRE	FRA	Team Yohann Moto Sport	Suzuki GSX-R600	ESS	<b>1'32.935</b>	2.078	0.078	8	155,838	<b>238,9</b>
17	87 L. ZANETTI	ITA	MV Agusta Reparto Corse	MV Agusta F3 675		<b>1'32.942</b>	2.085	0.007	7	155,826	<b>243,2</b>
18	55 I. MIKHALCHIK	UKR	DS Junior Team	Kawasaki ZX-6R	ESS	<b>1'32.996</b>	2.139	0.054	9	155,736	<b>237,9</b>
19	78 H. OKUBO	JPN	CIA Landlord Insurance Honda	Honda CBR600RR		<b>1'33.009</b>	2.152	0.013	9	155,714	<b>238,4</b>
20	88 N. TEROL	ESP	Schmidt Racing	MV Agusta F3 675		<b>1'33.277</b>	2.420	0.268	9	155,267	<b>236,3</b>
21	89 A. IRWIN	GBR	Appleyard Macadam Racing, with Integro	Yamaha YZF R6		<b>1'33.489</b>	2.632	0.212	8	154,914	<b>237,4</b>
22	71 C. BERGMAN	SWE	CIA Landlord Insurance Honda	Honda CBR600RR		<b>1'33.583</b>	2.726	0.094	9	154,759	<b>239,5</b>
23	77 K. RYDE	GBR	Schmidt Racing	MV Agusta F3 675		<b>1'33.936</b>	3.079	0.353	7	154,177	<b>238,4</b>
24	63 Z. KHAIRUDDIN	MAS	Orelac Racing VerdNatura	Kawasaki ZX-6R		<b>1'33.991</b>	3.134	0.055	8	154,087	<b>242,2</b>
25	41 A. WAGNER	AUS	GRT Racing Team	MV Agusta F3 675		<b>1'34.045</b>	3.188	0.054	4	153,999	<b>237,9</b>
26	10 N. CALERO	ESP	Orelac Racing VerdNatura	Kawasaki ZX-6R		<b>1'34.077</b>	3.220	0.032	8	153,946	<b>238,4</b>
27	96 J. ORELLANA	ESP	WILSport Racedays Honda	Honda CBR600RR	ESS	<b>1'34.114</b>	3.257	0.037	7	153,886	<b>237,4</b>
28	6 D. STIRPE	ITA	Scuderia Maranga Racing	Kawasaki ZX-6R	ESS	<b>1'34.152</b>	3.295	0.038	9	153,824	<b>240,5</b>
29	12 C. GOBBI	ITA	VFT Racing	Yamaha YZF R6	ESS	<b>1'34.492</b>	3.635	0.340	7	153,270	<b>237,9</b>
30	83 L. EPIS	AUS	Response RE Racing	Kawasaki ZX-6R		<b>1'34.547</b>	3.690	0.055	8	153,181	<b>240,5</b>
31	74 J. VAN SIKKELERUS	NED	MTM Team	Yamaha YZF R6	ESS	<b>1'34.834</b>	3.977	0.287	9	152,717	<b>238,4</b>
32	35 S. HILL	GBR	CIA Landlord Insurance Honda	Honda CBR600RR		<b>1'35.199</b>	4.342	0.365	8	152,132	<b>232,3</b>
33	7 A. LICCIARDI	BEL	R2 MotorRacing Team	Kawasaki ZX-6R	ESS	<b>1'35.260</b>	4.403	0.061	7	152,034	<b>234,8</b>
34	68 G. SCOTT	AUS	Gemar Balloons - Team Lorini	Honda CBR600RR		<b>1'35.598</b>	4.741	0.338	6	151,497	<b>239,5</b>
35	50 B. ORTT	CAN	WILSport Racedays Honda	Honda CBR600RR	ESS	<b>1'35.849</b>	4.992	0.251	9	151,100	<b>233,3</b>

AIR	Humidity:	73%	Temp:	12°C
TRACK	Condition:	Dry	Temp:	19°C

Lap Record:	2015 J.Cluzel	1'30.425	160,160	Km/h
Best Lap:	2015 K.Sofuoglu	1'29.925	161,050	Km/h

These data/results cannot be reproduced, stored and/or transmitted in whole or in part by any manner of electronic, mechanical, photocopying, recording, broadcasting or otherwise now known or herein after developed without the previous express consent by the copyright owner, except for reproduction in daily press and regular printed publications on sale to the public within 60 days of the event related to those data/results and always provided that copyright symbol appears together as follows below.

© DORNA WSBK ORGANIZATION Srl 2016

Start	End	The results are provisional until the end of the time limit for protests and appeals
28/05/2016 09:25	09:42	and the completion of the technical checks.

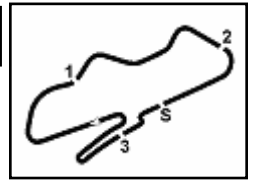
FIGR PERUGIA TIMING



Official Tyre Supplier



Official Timekeeper



**UK Round, 27-28-29 May 2016**  
**World Supersport - Results Free Practice 3rd Session**

**Session Highlights**

09.25.06		Start
09.28.15	Orellana	Time Deleted - Cut Chicane
09.31.48	Smith	Crashed - Turn 1
09.31.56	Jezek	Crashed - Turn 1
09.32.08	Smith	Re-joined
09.33.53	Wagner	Crashed - Turn 11
09.34.01	Wagner	Re-joined
09.34.07	Cluzel	On the Gravel - Re-Joined - Turn 11
09.38.22	Orellana	Technical Problem - Turn 1
09.41.07	Tangre	Crashed - Turn 12
09.42.04		End Of Session

**Fastest Laps Sequence**

No.	Rider	Nat	Team	Bike	Local Time	Time	Gap	Avg
1	K. SOFUOGLU	TUR	Kawasaki Puccetti Racing	Kawasaki ZX-6R	09:28'09.003	<b>1'31.262</b>		158,695
1	K. SOFUOGLU	TUR	Kawasaki Puccetti Racing	Kawasaki ZX-6R	09:39'30.029	<b>1'31.169</b>	-0.093	158,857
1	K. SOFUOGLU	TUR	Kawasaki Puccetti Racing	Kawasaki ZX-6R	09:41'00.886	<b>1'30.857</b>	-0.312	159,402

These data/results cannot be reproduced, stored and/or transmitted in whole or in part by any manner of electronic, mechanical, photocopying, recording, broadcasting or otherwise now known or herein after developed without the previous express consent by the copyright owner, except for reproduction in daily press and regular printed publications on sale to the public within 60 days of the event related to those data/results and always provided that copyright symbol appears together as follows below.

© DORNA WSBK ORGANIZATION Srl 2016

Start	End	The results are provisional until the end of the time limit for protests and appeals
28/05/2016 09:25	09:42	and the completion of the technical checks.

FICR PERUGIA TIMING

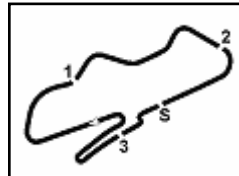


Official Tyre Supplier



Official Timekeeper





## UK Round, 27-28-29 May 2016

### World Supersport - Ideal Times Free Practice 3rd Session

Donington Park 4.023 m

1 / 2

No.	Rider	Nat	Bike	Seg. 1 Diff. 1	Seg. 2 Diff. 2	Seg. 3 Diff. 3	Seg. 4 Diff. 4	Seg. 5 Diff. 5	Ideal Time Best Lap	Pos.	Diff.
1	<b>1 K. SOFUOGLU</b>	TUR	Kawasaki ZX-6R	<b>19.516</b>	24.865	11.719 0.051	10.998	23.703 0.005	<b>1'30.801</b> 1'30.857	1	0.056
2	<b>2 P. JACOBSEN</b>	USA	Honda CBR600RR	19.756 0.014	24.939 0.057	<b>11.687</b>	<b>10.957</b>	23.775 0.077	<b>1'31.114</b> 1'31.262	2	0.148
3	<b>4 G. REA</b>	GBR	MV Agusta F3 675	19.746	24.954 0.045	11.808 0.065	11.089 0.065	<b>23.638</b> 0.034	<b>1'31.235</b> 1'31.444	4	0.209
4	<b>81 L. STAPLEFORD</b>	GBR	Triumph Daytona 675	19.675	24.845	11.701 0.043	11.167	23.919 0.069	<b>1'31.307</b> 1'31.419	3	0.112
5	<b>21 R. KRUMMENACHER</b>	SUI	Kawasaki ZX-6R	19.710 0.197	<b>24.827</b> 0.265	11.758 0.078	11.108	23.922 0.049	<b>1'31.325</b> 1'31.914	6	0.589
6	<b>86 A. BADOVINI</b>	ITA	Honda CBR600RR	19.755	24.965 0.092	11.813 0.002	11.126 0.024	23.779 0.190	<b>1'31.438</b> 1'31.746	5	0.308
7	<b>111 K. SMITH</b>	GBR	Honda CBR600RR	19.772	25.151	11.859 0.005	11.078	24.035 0.321	<b>1'31.895</b> 1'32.221	8	0.326
8	<b>64 F. CARICASULO</b>	ITA	Honda CBR600RR	19.829	25.027	11.814	11.228	24.061	<b>1'31.959</b> 1'31.959	7	0.000
9	<b>61 A. ZACCONE</b>	ITA	Kawasaki ZX-6R	19.854 0.301	25.132	11.745 0.139	11.092 0.207	24.174	<b>1'31.997</b> 1'32.644	13	0.647
10	<b>44 R. ROLFO</b>	ITA	MV Agusta F3 675	19.851 0.026	25.149 0.107	11.822	11.256 0.116	24.019 0.101	<b>1'32.097</b> 1'32.447	12	0.350
11	<b>25 A. BALDOLINI</b>	ITA	MV Agusta F3 675	19.860 0.014	25.142	11.875 0.084	11.272 0.017	24.018 0.081	<b>1'32.167</b> 1'32.363	10	0.196
12	<b>47 A. BASSANI</b>	ITA	Kawasaki ZX-6R	19.939	25.080 0.046	11.701 0.056	11.252	24.245	<b>1'32.217</b> 1'32.319	9	0.102
13	<b>16 J. CLUZEL</b>	FRA	MV Agusta F3 675	19.875 0.015	25.055 0.055	11.916 0.041	11.246 0.067	24.129	<b>1'32.221</b> 1'32.399	11	0.178
14	<b>11 C. GAMARINO</b>	ITA	Kawasaki ZX-6R	20.084 0.033	25.271 0.037	11.886	11.115	24.119 0.133	<b>1'32.475</b> 1'32.678	14	0.203
15	<b>23 C. TANGRE</b>	FRA	Suzuki GSX-R600	19.972 0.025	25.270 0.142	11.871 0.059	11.312 0.074	24.210	<b>1'32.635</b> 1'32.935	16	0.300
16	<b>69 O. JEZEK</b>	CZE	Kawasaki ZX-6R	20.034	25.403 0.212	11.919 0.008	11.196	24.085	<b>1'32.637</b> 1'32.857	15	0.220
17	<b>55 I. MIKHALCHIK</b>	UKR	Kawasaki ZX-6R	19.903 0.067	25.287 0.145	11.948 0.080	11.298 0.003	24.220 0.045	<b>1'32.656</b> 1'32.996	18	0.340
18	<b>87 L. ZANETTI</b>	ITA	MV Agusta F3 675	20.061 0.067	25.316 0.035	12.061 0.069	11.254	24.079	<b>1'32.771</b> 1'32.942	17	0.171
19	<b>78 H. OKUBO</b>	JPN	Honda CBR600RR	20.001	25.413	11.908 0.103	11.277	24.307	<b>1'32.906</b> 1'33.009	19	0.103
20	<b>88 N. TEROL</b>	ESP	MV Agusta F3 675	20.023 0.103	25.336 0.019	12.085 0.044	11.375	24.292	<b>1'33.111</b> 1'33.277	20	0.166
21	<b>89 A. IRWIN</b>	GBR	Yamaha YZF R6	20.065	25.492	11.954 0.062	11.402 0.105	24.409	<b>1'33.322</b> 1'33.489	21	0.167
22	<b>71 C. BERGMAN</b>	SWE	Honda CBR600RR	20.206	25.500	11.937 0.033	11.332 0.090	24.396 0.089	<b>1'33.371</b> 1'33.583	22	0.212
23	<b>63 Z. KHAIRUDDIN</b>	MAS	Kawasaki ZX-6R	20.261	25.677 0.181	12.025 0.039	11.426	24.235 0.147	<b>1'33.624</b> 1'33.991	24	0.367
24	<b>41 A. WAGNER</b>	AUS	MV Agusta F3 675	20.507	25.432 0.204	12.011	11.322 0.049	24.520	<b>1'33.792</b> 1'34.045	25	0.253
25	<b>6 D. STIRPE</b>	ITA	Kawasaki ZX-6R	20.198	25.434 0.186	12.026 0.046	11.568 0.027	24.661 0.006	<b>1'33.887</b> 1'34.152	28	0.265
26	<b>77 K. RYDE</b>	GBR	MV Agusta F3 675	20.217	25.605 0.007	11.975	11.375	24.741 0.016	<b>1'33.913</b> 1'33.936	23	0.023
27	<b>96 J. ORELLANA</b>	ESP	Honda CBR600RR	20.247	25.695 0.054	12.008 0.002	11.277 0.062	24.744 0.025	<b>1'33.971</b> 1'34.114	27	0.143
28	<b>10 N. CALERO</b>	ESP	Kawasaki ZX-6R	20.268	25.750	12.033	11.409	24.617	<b>1'34.077</b> 1'34.077	26	0.000
29	<b>83 L. EPIS</b>	AUS	Kawasaki ZX-6R	20.439 0.002	25.732 0.146	12.061 0.156	11.337	24.613 0.061	<b>1'34.182</b> 1'34.547	30	0.365
30	<b>12 C. GOBBI</b>	ITA	Yamaha YZF R6	20.672 0.134	25.769 0.140	12.070	11.390	24.317	<b>1'34.218</b> 1'34.492	29	0.274
31	<b>74 J. VAN SIKKELERUS</b>	NED	Yamaha YZF R6	20.417 0.059	25.795	12.025	11.415 0.473	24.650	<b>1'34.302</b> 1'34.834	31	0.532

28/05/2016

These data/results cannot be reproduced, stored and/or transmitted in whole or in part by any manner of electronic, mechanical, photocopying, recording, broadcasting or otherwise now known or herein after developed without the previous express consent by the copyright owner, except for reproduction in daily press and regular printed publications on sale to the public within 60 days of the event related to those data/results and always provided that copyright symbol appears together as follows below.

© DORNA WSBK ORGANIZATION Srl 2016

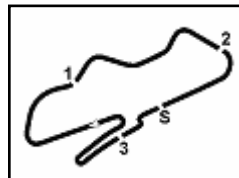
FICR PERUGIA TIMING



Official Tyre Supplier



Official Timekeeper



Donington Park 4.023 m

## UK Round, 27-28-29 May 2016

### World Supersport - Ideal Times Free Practice 3rd Session

2 / 2

No. Rider	Nat	Bike	Seg. 1	Seg. 2	Seg. 3	Seg. 4	Seg. 5	Ideal Time			
			Diff. 1	Diff. 2	Diff. 3	Diff. 4	Diff. 5	Best Lap	Pos.	Diff.	
32	<b>35 S. HILL</b>	GBR	Honda CBR600RR	20.402 0.035	25.940 0.140	12.111 0.127	11.400	24.898 0.146	<b>1'34.751</b> 1'35.199	32	0.448
33	<b>7 A. LICCIARDI</b>	BEL	Kawasaki ZX-6R	20.360	25.793	12.122 0.035	11.748	24.966 0.236	<b>1'34.989</b> 1'35.260	33	0.271
34	<b>50 B. ORTT</b>	CAN	Honda CBR600RR	20.730 0.212	25.845 0.442	12.219 0.073	11.561 0.059	24.708	<b>1'35.063</b> 1'35.849	35	0.786
35	<b>68 G. SCOTT</b>	AUS	Honda CBR600RR	20.952 0.030	26.134	11.975	11.640	24.867	<b>1'35.568</b> 1'35.598	34	0.030
<b>Overall Ideal Time</b>			19.516	24.827	11.687	10.957	23.638	<b>1'30.625</b>			

28/05/2016

These data/results cannot be reproduced, stored and/or transmitted in whole or in part by any manner of electronic, mechanical, photocopying, recording, broadcasting or otherwise now known or herein after developed without the previous express consent by the copyright owner, except for reproduction in daily press and regular printed publications on sale to the public within 60 days of the event related to those data/results and always provided that copyright symbol appears together as follows below.  
© DORNA WSBK ORGANIZATION Srl 2016

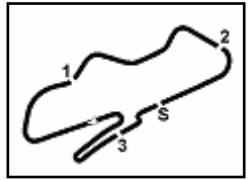








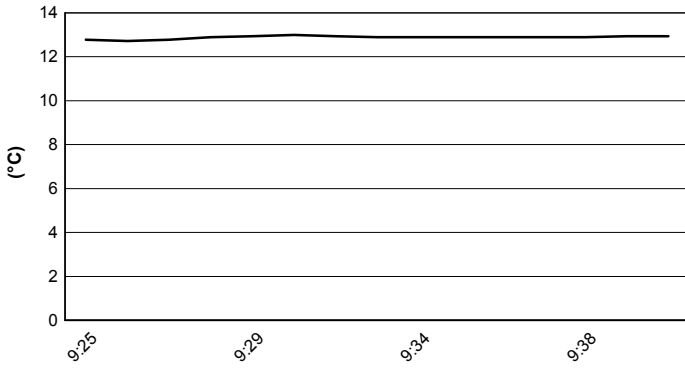




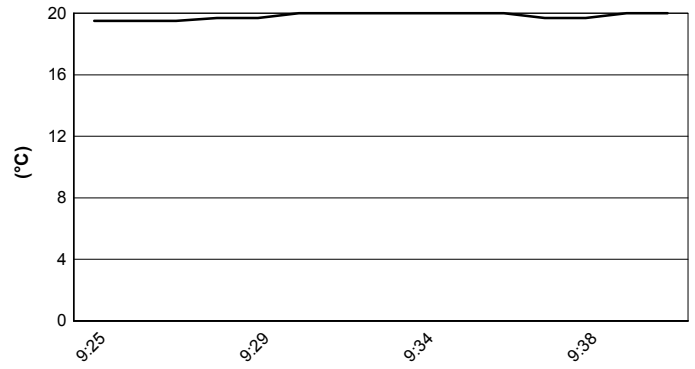
**UK Round, 27-28-29 May 2016**  
**World Supersport - Weather Report Free Practice 3rd Session**

Session started 9:25      Session ended 9:42


**Air Temperature**



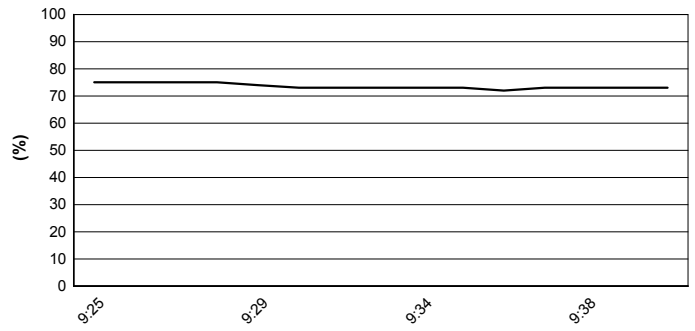
**Track Temperature**



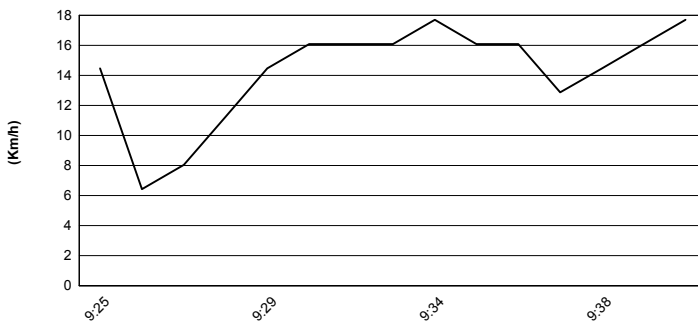
**Air Pressure**



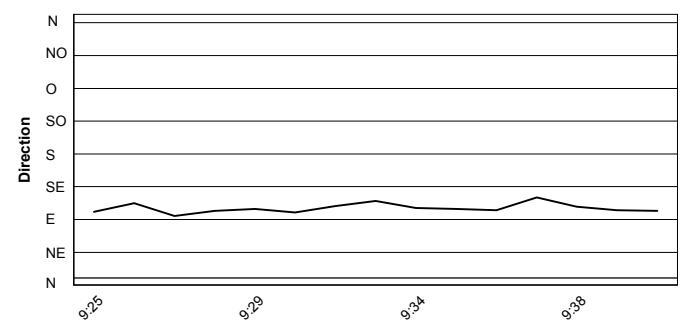
**Humidity**



**Wind Speed**



**Wind Direction**



These data/results cannot be reproduced, stored and/or transmitted in whole or in part by any manner of electronic, mechanical, photocopying, recording, broadcasting or otherwise now known or herein after developed without the previous express consent by the copyright owner, except for reproduction in daily press and regular printed publications on sale to the public within 60 days of the event related to those data/results and always provided that copyright symbol appears together as follows below.  
© DORNA WSBK ORGANIZATION Srl 2016

