SUPERSPORT FIM WORLD CHAMPIONSHIP

20
WorldSSP
102/07

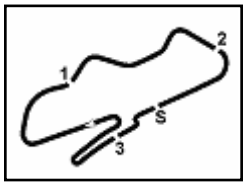

Donington Park 4.023 m

UK Round, 27-28-29 May 2016

World Supersport - Chronological Analysis Free Practice 3rd Session

1° 1 K. SOFUOGLU (1'30.857)

Lap	Seg. 1	Seg. 2	Seg. 3	Seg. 4	Seg. 5	Lap Time	km/h	Local Time
		26.243	11.901	11.218	24.281		240.0	9:26'37.741
1	19.652	24.954	**11.719**	11.174	23.763	1'31.262	243.2	9:28'09.003
2	19.730	24.959	11.778	11.265	**23.703**	1'31.435	**243.8**	9:29'40.438
3	27.190	31.864	13.986	11.886	29.211	1'54.137 P	193.2	9:31'34.575
4	3'29.024	33.747	12.239	12.256	25.234	4'52.500 P	232.8	9:36'27.075
5	19.962	25.197	11.785	11.110	23.731	1'31.785	241.1	9:37'58.860
6	19.594	24.908	11.768	11.196	**23.703**	1'31.169	241.1	9:39'30.029
7	**19.516**	**24.865**	11.770	**10.998**	23.708	**1'30.857**	241.1	9:41'00.886

2° 2 P. JACOBSEN (1'31.262)

Lap	Seg. 1	Seg. 2	Seg. 3	Seg. 4	Seg. 5	Lap Time	km/h	Local Time
		27.219	12.262	12.335	25.194		238.9	9:27'31.506
1	20.275	25.625	11.965	11.815	24.575	1'34.255	**243.2**	9:29'05.761
2	19.822	25.275	11.822	11.257	23.993	1'32.169	242.7	9:30'37.930
3	19.818	25.183	11.762	11.111	23.926	1'31.800	242.2	9:32'09.730
4	20.078	25.859	11.913	11.169	25.485	1'34.504	242.7	9:33'44.234
5	**19.756**	25.048	11.762	11.126	23.915	1'31.607	242.7	9:35'15.841
6	19.762	25.109	11.775	11.050	24.042	1'31.738	242.2	9:36'47.579
7	19.811	**24.939**	11.762	10.986	**23.775**	1'31.273	242.2	9:38'18.852
8	19.770	24.996	**11.687**	**10.957**	23.852	**1'31.262**	242.2	9:39'50.114
9	20.109	25.534	11.878	11.177	24.778	1'33.476	241.6	9:41'23.590

3° 81 L. STAPLEFORD (1'31.419)

Lap	Seg. 1	Seg. 2	Seg. 3	Seg. 4	Seg. 5	Lap Time	km/h	Local Time
		28.997	12.717	12.044	25.105		236.8	9:27'32.999
1	20.407	25.421	11.814	11.432	24.390	1'33.464	243.2	9:29'06.463
2	20.023	25.004	11.742	11.286	24.033	1'32.088	**243.8**	9:30'38.551
3	19.812	25.174	**11.701**	11.392	23.996	1'32.075	242.7	9:32'10.626
4	19.921	25.328	11.797	11.489	25.532	1'34.067	242.7	9:33'44.693
5	19.770	24.899	**11.701**	11.288	24.320	1'31.978	243.2	9:35'16.671
6	19.789	24.933	11.745	11.168	**23.919**	1'31.554	241.1	9:36'48.225
7	**19.675**	**24.845**	11.744	**11.167**	23.988	**1'31.419**	242.2	9:38'19.644
8	19.979	25.534	12.113	11.489	24.843	1'33.958	238.4	9:39'53.602
9	20.083	25.565	11.931	11.432	24.598	1'33.609	241.6	9:41'27.211

4° 4 G. REA (1'31.444)

Lap	Seg. 1	Seg. 2	Seg. 3	Seg. 4	Seg. 5	Lap Time	km/h	Local Time
		29.652	12.874	12.295	25.475		221.8	9:27'20.042
1	20.302	25.749	11.984	11.356	24.033	1'33.424	**242.7**	9:28'53.466
2	20.117	25.529	11.917	11.189	23.896	1'32.648	241.6	9:30'26.114
3	20.688	25.462	11.910	11.348	24.163	1'33.571	240.5	9:31'59.685
4	20.128	25.518	11.904	11.295	**23.638**	1'32.483	241.6	9:33'32.168
5	20.305	26.035	12.045	11.272	23.995	1'33.652	237.9	9:35'05.820
6	20.026	25.216	11.929	**11.089**	23.663	1'31.923	240.0	9:36'37.743
7	19.904	26.039	12.043	11.452	25.722	1'35.160	236.8	9:38'12.903
8	19.861	**24.954**	**11.808**	11.092	23.816	1'31.531	**242.7**	9:39'44.434
9	**19.746**	24.999	11.873	11.154	23.672	**1'31.444**	241.1	9:41'15.878

5° 86 A. BADOVINI (1'31.746)

Lap	Seg. 1	Seg. 2	Seg. 3	Seg. 4	Seg. 5	Lap Time	km/h	Local Time
		29.906	12.882	11.894	24.996		228.8	9:28'09.576
1	20.029	25.256	11.843	11.204	24.371	1'32.703	238.4	9:29'42.279
2	20.088	25.279	11.862	11.186	23.973	1'32.388	236.8	9:31'14.667
3	19.935	25.328	11.847	**11.126**	23.975	1'32.211	238.4	9:32'46.878
4	22.689	30.023	12.218	11.204	**23.779**	1'39.913	238.4	9:34'26.791
5	**19.755**	25.057	11.815	11.150	23.969	**1'31.746**	**240.0**	9:35'58.537
6	19.759	25.059	**11.813**	11.191	24.375	1'32.197	237.4	9:37'30.734
7	20.515	26.332	12.087	11.471	24.360	1'34.765	236.3	9:39'05.499
8	19.884	**24.965**	11.883	11.174	23.958	1'31.864	238.4	9:40'37.363

6° 21 R. KRUMMENACHER (1'31.914)

Lap	Seg. 1	Seg. 2	Seg. 3	Seg. 4	Seg. 5	Lap Time	km/h	Local Time
		26.754	12.047	11.941	26.065		240.5	9:26'44.476
1	20.040	25.406	11.847	11.489	24.016	1'32.798	241.6	9:28'17.274
2	19.916	25.700	**11.758**	11.463	23.959	1'32.796	**243.2**	9:29'50.070
3	19.955	25.064	11.860	11.287	23.954	1'32.120	238.9	9:31'22.190
4	19.852	25.213	11.893	11.208	**23.922**	1'32.088	238.9	9:32'54.278
5	19.907	25.092	11.836	**11.108**	23.971	**1'31.914**	238.9	9:34'26.192
6	19.782	25.088	11.870	11.234	24.138	1'32.112	238.4	9:35'58.304
7	**19.710**	24.988	11.979	11.272	25.251	1'33.200	237.9	9:37'31.504
8	19.882	25.392	11.918	11.227	24.703	1'33.122	237.9	9:39'04.626
9	19.810	**24.827**	11.780	11.287	24.249	1'31.953	241.6	9:40'36.579

7° 64 F. CARICASULO (1'31.959)

Lap	Seg. 1	Seg. 2	Seg. 3	Seg. 4	Seg. 5	Lap Time	km/h	Local Time
		27.170	12.074	11.405	24.546		240.5	9:26'40.696
1	20.150	25.602	11.836	11.408	24.345	1'33.341	243.2	9:28'14.037
2	20.419	25.874	11.963	19.389	29.484	1'47.129	243.2	9:30'01.166
3	20.583	25.702	11.890	11.616	28.882	1'38.673 P	**244.9**	9:31'39.839
4	1'14.359	25.880	12.169	11.727	24.500	2'28.635 P	238.9	9:34'08.474
5	20.572	25.539	12.009	11.297	24.287	1'33.704	238.9	9:35'42.178
6	20.248	25.322	11.950	11.378	24.211	1'33.109	239.5	9:37'15.287
7	20.461	25.325	12.003	11.242	41.471	1'50.502	241.1	9:39'05.789
8	**19.829**	**25.027**	**11.814**	**11.228**	**24.061**	**1'31.959**	242.2	9:40'37.748

8° 111 K. SMITH (1'32.221)

Lap	Seg. 1	Seg. 2	Seg. 3	Seg. 4	Seg. 5	Lap Time	km/h	Local Time
		27.148	12.118	11.461	24.352		238.4	9:26'40.329
1	20.124	25.481	**11.859**	11.276	**24.035**	1'32.775	238.4	9:28'13.104
2	19.884	25.167	11.874	11.082	24.830	1'32.837	**240.0**	9:29'45.941
3	20.020	25.399	**11.859**	11.344	24.629	1'33.251	238.4	9:31'19.192
4	1'08.746	30.628	12.903	13.403	33.778	2'39.458 P	198.5	9:33'58.650
5	4'31.005	26.135	12.020	11.327	24.314	5'44.801 P	235.3	9:39'43.451
6	**19.772**	**25.151**	11.864	**11.078**	24.356	**1'32.221**	236.3	9:41'15.672

9° 47 A. BASSANI (1'32.319)

Lap	Seg. 1	Seg. 2	Seg. 3	Seg. 4	Seg. 5	Lap Time	km/h	Local Time
		28.042	12.048	11.994	25.111		**246.6**	9:26'46.316
1	20.274	25.927	11.900	11.546	24.540	1'34.187	**246.6**	9:28'20.503
2	20.215	25.262	11.724	11.412	24.291	1'32.904	245.5	9:29'53.407
3	19.997	25.092	11.735	11.426	24.446	1'32.696	243.2	9:31'26.103
4	20.256	**25.080**	11.778	11.260	24.408	1'32.782	243.2	9:32'58.885
5	20.184	25.119	12.036	11.490	24.395	1'33.224	240.5	9:34'32.109
6	20.069	25.113	**11.701**	11.426	24.459	1'32.768	244.9	9:36'04.877
7	20.055	25.146	11.860	11.406	24.441	1'32.908	241.1	9:37'37.785
8	**19.939**	25.126	11.757	**11.252**	**24.245**	**1'32.319**	243.8	9:39'10.104
9	20.021	25.132	11.773	11.364	24.474	1'32.764	245.5	9:40'42.868

10° 25 A. BALDOLINI (1'32.363)

Lap	Seg. 1	Seg. 2	Seg. 3	Seg. 4	Seg. 5	Lap Time	km/h	Local Time
		27.580	12.182	11.841	25.475		**240.0**	9:26'45.547
1	20.386	25.734	11.958	11.435	24.274	1'33.787	239.5	9:28'19.334
2	20.273	25.195	11.945	11.314	24.119	1'32.846	**240.0**	9:29'52.180
3	19.874	**25.142**	11.959	11.289	24.099	**1'32.363**	239.5	9:31'24.543
4	20.024	25.345	**11.875**	11.508	24.159	1'32.911	239.5	9:32'57.454
5	20.225	25.574	11.998	11.292	**24.018**	1'33.107	237.4	9:34'30.561
6	19.952	25.197	11.996	**11.272**	24.176	1'32.593	237.9	9:36'03.154
7	20.010	25.198	12.079	11.300	24.044	1'32.631	235.3	9:37'35.785
8	**19.860**	25.458	12.224	11.363	24.059	1'32.964	235.8	9:39'08.749
9	19.941	25.298	12.072	11.825	24.137	1'33.273	239.5	9:40'42.022

11° 16 J. CLUZEL (1'32.399)

Lap	Seg. 1	Seg. 2	Seg. 3	Seg. 4	Seg. 5	Lap Time	km/h	Local Time
		27.220	12.367	11.625	29.004		233.8	9:27'02.068
1	2'48.969	26.475	12.215	11.541	24.459	4'03.659 P	230.8	9:31'05.727
2	19.980	25.354	12.080	11.312	24.696	1'33.422	235.3	9:32'39.149
3	20.006	25.319	11.974	**11.246**	42.193	1'50.738	237.4	9:34'29.887
4	21.178	25.312	11.999	11.524	24.378	1'34.391	238.4	9:36'04.278
5	**19.875**	**25.055**	11.984	11.286	24.315	1'32.515	237.9	9:37'36.793
6	19.890	25.110	11.957	11.313	**24.129**	**1'32.399**	240.0	9:39'09.192
7	19.976	25.061	**11.916**	16.170	25.827	1'38.950	**243.8**	9:40'48.142

12° 44 R. ROLFO (1'32.447)

Lap	Seg. 1	Seg. 2	Seg. 3	Seg. 4	Seg. 5	Lap Time	km/h	Local Time
		28.179	13.210	12.120	26.062		222.2	9:26'52.218
1	20.363	25.862	11.979	11.472	24.420	1'34.096	241.1	9:28'26.314
2	20.155	25.469	11.976	11.295	24.595	1'33.490	237.4	9:29'59.804
3	23.873	26.496	12.105	11.851	24.894	1'39.219	233.3	9:31'39.023
4	20.216	25.337	12.027	**11.256**	**24.019**	1'32.855	236.3	9:33'11.878
5	24.349	33.635	16.707	15.064	25.754	1'55.509	180.3	9:35'07.387
6	19.962	25.349	11.988	11.342	24.260	1'32.901	236.8	9:36'40.288
7	**19.851**	25.365	11.978	11.324	24.490	1'33.008	240.5	9:38'13.296
8	19.877	25.256	**11.822**	11.372	24.120	**1'32.447**	**242.2**	9:39'45.743
9	19.991	**25.149**	12.007	11.283	24.300	1'32.730	237.9	9:41'18.473

13° 61 A. ZACCONE (1'32.644)

Lap	Seg. 1	Seg. 2	Seg. 3	Seg. 4	Seg. 5	Lap Time	km/h	Local Time
		27.440	12.074	11.590	25.427		**241.6**	9:26'46.984
1	20.820	25.977	12.059	13.401	25.359	1'37.616	**241.6**	9:28'24.600

P = Pits In/Out - C = Lap-Time Cancelled

These data/results cannot be reproduced, stored and/or transmitted in whole or in part by any manner of electronic, mechanical, photocopying, recording, broadcasting or otherwise now known or herein after developed without the previous express consent by the copyright owner, except for reproduction in daily press and regular printed publications on sale to the public within 60 days of the event related to those data/results and always provided that copyright symbol appears together as follows below.
© DORNA WSBK ORGANIZATION Srl 2016

PIRELLI
Official Tyre Supplier
TISSOT SWISS WATCHES SINCE 1853
Official Timekeeper

SUPERSPORT FIM WORLD CHAMPIONSHIP

20
WorldSSP
102/07

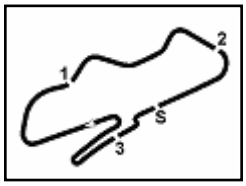

Donington Park 4.023 m

UK Round, 27-28-29 May 2016

World Supersport - Chronological Analysis Free Practice 3rd Session

2	20.198	25.637	11.898	11.446	24.646	1'33.825	240.0	9:29'58.425
3	20.118	25.474	**11.745**	**11.092**	24.450	1'32.879	237.9	9:31'31.304
4	20.274	25.365	11.979	11.415	24.435	1'33.468	238.4	9:33'04.772
5	20.202	25.389	11.812	11.249	24.255	1'32.907	237.9	9:34'37.679
6	20.202	25.273	11.835	11.230	24.266	1'32.806	236.8	9:36'10.485
7	**19.854**	25.147	11.798	11.669	24.407	1'32.875	238.9	9:37'43.360
8	20.155	**25.132**	11.884	11.299	**24.174**	**1'32.644**	238.4	9:39'16.004
9	20.319	25.457	11.866	11.305	24.963	1'33.910	236.8	9:40'49.914

14° 11 C. GAMARINO (1'32.678)

Lap	Seg. 1	Seg. 2	Seg. 3	Seg. 4	Seg. 5	Lap Time	km/h	Local Time
		27.645	12.042	11.962	24.752		238.9	9:26'42.821
1	20.875	26.036	12.092	11.885	24.344	1'35.232	232.8	9:28'18.053
2	20.198	25.405	11.945	11.361	24.193	1'33.102	**238.4**	9:29'51.155
3	20.169	25.563	12.420	11.377	28.942	1'38.471 P	222.2	9:31'29.626
4	3'45.026	28.850	12.421	11.329	30.862	5'08.488 P	233.8	9:36'38.114
5	**20.084**	25.639	12.038	11.605	24.120	1'33.486	235.3	9:38'11.600
6	20.135	**25.271**	11.959	11.211	**24.119**	1'32.695	236.8	9:39'44.295
7	20.117	25.308	**11.886**	**11.115**	24.252	**1'32.678**	**238.4**	9:41'16.973

15° 69 O. JEZEK (1'32.857)

Lap	Seg. 1	Seg. 2	Seg. 3	Seg. 4	Seg. 5	Lap Time	km/h	Local Time
		26.577	12.064	11.442	24.342		237.4	9:26'39.150
1	**20.034**	25.615	11.927	**11.196**	**24.085**	**1'32.857**	237.9	9:28'12.007
2	20.556	25.563	12.197	11.373	24.604	1'34.293	**240.0**	9:29'46.300
3	20.186	**25.403**	**11.919**	11.220	24.439	1'33.167	239.5	9:31'19.467

16° 23 C. TANGRE (1'32.935)

Lap	Seg. 1	Seg. 2	Seg. 3	Seg. 4	Seg. 5	Lap Time	km/h	Local Time
		27.021	12.190	11.917	24.909		235.8	9:26'41.966
1	20.578	26.057	11.996	11.525	24.599	1'34.755	236.3	9:28'16.721
2	20.245	25.723	11.918	11.896	24.347	1'34.129	236.3	9:29'50.850
3	19.997	25.412	11.930	11.386	**24.210**	**1'32.935**	235.8	9:31'23.785
4	20.326	25.553	11.938	11.893	24.274	1'33.984	214.3	9:32'57.769
5	20.156	25.701	**11.871**	11.468	24.297	1'33.493	**238.9**	9:34'31.262
6	20.111	25.389	11.964	11.436	24.575	1'33.475	235.8	9:36'04.737
7	**19.972**	**25.270**	11.948	**11.312**	24.463	1'32.965	235.3	9:37'37.702
8	20.263	25.304	11.978	11.534	24.379	1'33.458	237.4	9:39'11.160

17° 87 L. ZANETTI (1'32.942)

Lap	Seg. 1	Seg. 2	Seg. 3	Seg. 4	Seg. 5	Lap Time	km/h	Local Time
		27.029	12.584	11.811	26.100		240.0	9:26'51.449
1	20.502	26.086	12.341	12.256	24.779	1'35.964	239.5	9:28'27.413
2	20.281	25.399	**12.061**	11.419	24.333	1'33.493	**243.2**	9:30'00.906
3	**20.061**	25.792	12.187	11.435	24.262	1'33.737	239.5	9:31'34.643
4	20.550	25.696	12.266	11.484	28.169	1'38.165 P	239.5	9:33'12.808
5	3'20.205	32.241	14.811	14.760	28.457	4'50.474 P	223.1	9:38'03.282
6	21.009	**25.316**	12.095	11.435	24.229	1'34.084	237.4	9:39'37.366
7	20.128	25.351	12.130	**11.254**	**24.079**	**1'32.942**	238.9	9:41'10.308

18° 55 I. MIKHALCHIK (1'32.996)

Lap	Seg. 1	Seg. 2	Seg. 3	Seg. 4	Seg. 5	Lap Time	km/h	Local Time
		29.064	12.678	11.784	25.079		231.3	9:27'14.218
1	20.613	26.374	12.151	11.442	24.863	1'35.443	233.3	9:28'49.661
2	20.406	25.919	12.138	11.422	24.247	1'34.132	232.8	9:30'23.793
3	20.274	25.777	12.039	11.362	24.541	1'33.993	233.8	9:31'57.786
4	20.202	25.577	12.082	**11.298**	**24.220**	1'33.379	234.3	9:33'31.165
5	21.447	26.186	11.969	11.534	24.456	1'35.592	**237.9**	9:35'06.757
6	20.046	25.329	12.120	11.301	24.271	1'33.067	234.3	9:36'39.824
7	19.970	25.432	12.028	11.301	24.265	**1'32.996**	234.8	9:38'12.820
8	20.065	**25.287**	**11.948**	11.674	24.308	1'33.282	236.8	9:39'46.102
9	**19.903**	27.310	12.773	11.651	27.067	1'38.704	225.9	9:41'24.806

19° 78 H. OKUBO (1'33.009)

Lap	Seg. 1	Seg. 2	Seg. 3	Seg. 4	Seg. 5	Lap Time	km/h	Local Time
		28.300	12.204	11.979	26.151		**238.4**	9:26'46.652
1	20.488	26.139	12.038	11.573	25.023	1'35.261	**238.4**	9:28'21.913
2	20.362	25.600	11.909	11.650	28.434	1'37.955	237.4	9:29'59.868
3	20.740	26.719	11.992	11.334	24.308	1'35.093	237.4	9:31'34.961
4	20.428	25.649	12.207	11.491	25.159	1'34.934	236.3	9:33'09.895
5	20.411	25.762	12.073	11.439	24.341	1'34.026	237.4	9:34'43.921
6	20.256	26.246	12.178	11.846	33.795	1'44.321	233.8	9:36'28.242
7	20.293	25.449	**11.908**	11.332	24.327	1'33.309	236.3	9:38'01.551
8	20.092	25.703	11.928	11.475	26.879	1'36.077	236.3	9:39'37.628
9	**20.001**	**25.413**	12.011	**11.277**	**24.307**	**1'33.009**	235.3	9:41'10.637

20° 88 N. TEROL (1'33.277)

Lap	Seg. 1	Seg. 2	Seg. 3	Seg. 4	Seg. 5	Lap Time	km/h	Local Time
		28.885	12.531	12.602	25.351		233.3	9:27'18.938
1	20.669	26.260	12.293	11.658	24.497	1'35.377	232.8	9:28'54.315
2	20.253	25.711	12.200	11.514	24.403	1'34.081	235.8	9:30'28.396
3	20.160	25.591	12.187	11.496	24.364	1'33.798	**236.3**	9:32'02.194
4	20.328	25.674	12.150	11.403	24.448	1'34.003	**236.3**	9:33'36.197
5	22.713	27.770	12.395	12.002	26.019	1'40.899	232.3	9:35'17.096
6	20.157	**25.336**	12.096	11.416	24.343	1'33.348	235.3	9:36'50.444
7	**20.023**	25.339	**12.085**	11.453	24.430	1'33.330	234.3	9:38'23.774
8	20.126	25.355	12.129	**11.375**	**24.292**	**1'33.277**	233.8	9:39'57.051
9	20.065	25.379	12.135	11.426	24.335	1'33.340	234.8	9:41'30.391

21° 89 A. IRWIN (1'33.489)

Lap	Seg. 1	Seg. 2	Seg. 3	Seg. 4	Seg. 5	Lap Time	km/h	Local Time
		28.297	12.455	12.427	25.686		234.3	9:27'59.528
1	20.854	26.756	12.129	11.720	24.836	1'36.295	235.3	9:29'35.823
2	20.390	25.919	12.121	11.454	24.684	1'34.568	236.3	9:31'10.391
3	**20.065**	**25.492**	12.016	11.507	**24.409**	**1'33.489**	**237.4**	9:32'43.880
4	20.399	25.717	**11.954**	**11.402**	24.671	1'34.143	236.3	9:34'18.023
5	20.210	25.837	12.118	11.489	25.031	1'34.685	232.8	9:35'52.708
6	20.144	25.851	12.058	11.414	24.684	1'34.151	235.3	9:37'26.859
7	20.249	25.777	12.224	11.804	24.491	1'34.545	233.8	9:39'01.404
8	20.540	25.830	12.195	11.654	24.454	1'34.673	234.8	9:40'36.077

22° 71 C. BERGMAN (1'33.583)

Lap	Seg. 1	Seg. 2	Seg. 3	Seg. 4	Seg. 5	Lap Time	km/h	Local Time
		27.866	12.242	11.944	26.322		237.9	9:26'49.053
1	20.987	26.679	12.250	11.768	24.924	1'36.608	236.3	9:28'25.661
2	20.654	26.334	12.010	11.518	25.291	1'35.807	**239.5**	9:30'01.468
3	20.685	25.965	**11.937**	11.436	24.545	1'34.568	238.4	9:31'36.036
4	20.632	25.721	11.951	11.405	24.753	1'34.462	235.8	9:33'10.498
5	20.279	25.627	11.981	11.544	**24.396**	1'33.827	237.4	9:34'44.325
6	20.276	26.076	12.071	12.581	32.263	1'43.267	231.8	9:36'27.592
7	**20.206**	**25.500**	11.970	11.422	24.485	**1'33.583**	234.8	9:38'01.175
8	20.353	25.576	11.988	**11.332**	24.421	1'33.670	235.8	9:39'34.845
9	20.262	25.658	12.001	11.574	25.086	1'34.581	234.3	9:41'09.426

23° 77 K. RYDE (1'33.936)

Lap	Seg. 1	Seg. 2	Seg. 3	Seg. 4	Seg. 5	Lap Time	km/h	Local Time
		28.932	12.618	11.954	26.065		232.8	9:27'05.581
1	20.823	26.220	12.222	11.702	25.044	1'36.011	232.3	9:28'41.592
2	20.473	25.934	12.163	11.519	24.836	1'34.925	234.3	9:30'16.517
3	21.369	26.706	12.436	12.132	31.437	1'44.080 P	226.4	9:32'00.597
4	2'47.171	27.158	12.345	11.669	26.758	4'05.101 P	229.8	9:36'05.698
5	20.456	**25.605**	12.046	11.426	**24.741**	1'34.274	235.8	9:37'39.972
6	20.368	26.936	12.446	11.668	25.381	1'36.799	230.8	9:39'16.771
7	**20.217**	25.612	**11.975**	**11.375**	24.757	**1'33.936**	**238.4**	9:40'50.707

24° 63 Z. KHAIRUDDIN (1'33.991)

Lap	Seg. 1	Seg. 2	Seg. 3	Seg. 4	Seg. 5	Lap Time	km/h	Local Time
		28.486	12.324	11.753	24.925		237.9	9:27'43.302
1	20.807	25.954	12.117	11.692	24.349	1'34.919	240.5	9:29'18.221
2	20.637	25.963	12.108	11.685	25.681	1'36.074	240.5	9:30'54.295
3	20.693	25.730	12.028	11.546	24.259	1'34.256	241.1	9:32'28.551
4	21.262	31.332	12.675	11.677	33.752	1'50.698	240.0	9:34'19.249
5	20.354	27.051	12.995	11.914	27.720	1'40.034	220.0	9:35'59.283
6	20.361	**25.677**	12.070	11.558	24.452	1'34.118	241.1	9:37'33.401
7	**20.261**	25.858	12.064	**11.426**	24.382	**1'33.991**	240.5	9:39'07.392
8	20.580	25.747	**12.025**	11.852	**24.235**	1'34.439	**242.2**	9:40'41.831

25° 41 A. WAGNER (1'34.045)

Lap	Seg. 1	Seg. 2	Seg. 3	Seg. 4	Seg. 5	Lap Time	km/h	Local Time
		29.612	12.806	12.263	25.939		217.7	9:27'20.626
1	20.568	26.121	12.024	11.434	24.898	1'35.045	**237.9**	9:28'55.671
2	20.805	25.610	12.023	11.340	24.783	1'34.561	233.3	9:30'30.232
3	**20.507**	25.636	**12.011**	11.371	**24.520**	**1'34.045**	236.8	9:32'04.277
4	20.795	**25.432**	12.089	**11.322**	55.865	2'05.503 P	235.3	9:34'09.780

26° 10 N. CALERO (1'34.077)

Lap	Seg. 1	Seg. 2	Seg. 3	Seg. 4	Seg. 5	Lap Time	km/h	Local Time
		29.412	12.272	11.740	25.664		236.8	9:27'44.214
1	20.789	26.038	12.234	11.491	24.792	1'35.344	236.8	9:29'19.558
2	21.842	30.578	12.916	12.812	28.403	1'46.551	204.5	9:31'06.109
3	21.094	26.128	12.195	11.509	24.754	1'35.680	235.8	9:32'41.789
4	20.585	25.981	12.227	11.435	24.644	1'34.872	234.8	9:34'16.661

P = Pits In/Out - C = Lap-Time Cancelled

These data/results cannot be reproduced, stored and/or transmitted in whole or in part by any manner of electronic, mechanical, photocopying, recording, broadcasting or otherwise now known or herein after developed without the previous express consent by the copyright owner, except for reproduction in daily press and regular printed publications on sale to the public within 60 days of the event related to those data/results and always provided that copyright symbol appears together as follows below.
© DORNA WSBK ORGANIZATION Srl 2016

PIRELLI
Official Tyre Supplier
TISSOT SWISS WATCHES SINCE 1853
Official Timekeeper

SUPERSPORT FIM WORLD CHAMPIONSHIP

20
WorldSSP
102/07

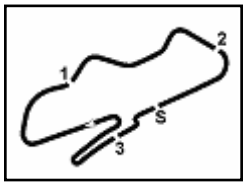

Donington Park 4.023 m

UK Round, 27-28-29 May 2016

World Supersport - Chronological Analysis Free Practice 3rd Session

5	21.725	25.972	12.050	11.453	25.161	1'36.361	237.4	9:35'53.022
6	**20.268**	**25.750**	**12.033**	**11.409**	**24.617**	**1'34.077**	235.3	9:37'27.099
7	20.271	25.880	12.136	11.714	24.880	1'34.881	236.8	9:39'01.980
8	20.438	25.779	12.052	11.640	24.824	1'34.733	**238.4**	9:40'36.713

27° 96 J. ORELLANA (1'34.114)

Lap	Seg. 1	Seg. 2	Seg. 3	Seg. 4	Seg. 5	Lap Time	km/h	Local Time
		27.389	12.138	11.703	25.371		236.8	9:26'42.674
1	20.815	26.027	12.113	12.356	25.200	1'36.511 C	235.3	9:28'19.185
2	20.783	25.717	12.030	11.575	24.994	1'35.099	**237.4**	9:29'54.284
3	20.479	26.151	12.216	11.326	25.920	1'36.092	234.8	9:31'30.376
4	20.721	25.750	12.055	11.479	24.966	1'34.971	234.8	9:33'05.347
5	**20.247**	25.749	12.010	11.339	24.769	**1'34.114**	235.3	9:34'39.461
6	20.312	**25.695**	**12.008**	11.338	24.822	1'34.175	234.8	9:36'13.636
7	20.288	25.775	12.069	**11.277**	**24.744**	1'34.153	233.3	9:37'47.789

28° 6 D. STIRPE (1'34.152)

Lap	Seg. 1	Seg. 2	Seg. 3	Seg. 4	Seg. 5	Lap Time	km/h	Local Time
		28.313	12.401	12.217	25.531		232.8	9:26'45.343
1	21.005	26.016	**12.026**	12.249	24.982	1'36.278	**240.5**	9:28'21.621
2	20.372	25.563	12.058	11.685	27.400	1'37.078	**240.5**	9:29'58.699
3	20.277	**25.434**	12.070	**11.568**	24.856	1'34.205	238.4	9:31'32.904
4	20.752	26.596	13.340	11.871	26.601	1'39.160	207.3	9:33'12.064
5	23.295	33.272	17.226	12.722	28.983	1'55.498		9:35'07.562
6	20.303	25.675	12.093	11.795	24.669	1'34.535	236.8	9:36'42.097
7	20.224	25.892	12.158	11.764	**24.661**	1'34.699	237.4	9:38'16.796
8	21.493	26.651	12.509	11.897	28.056	1'40.606	225.0	9:39'57.402
9	**20.198**	25.620	12.072	11.595	24.667	**1'34.152**	238.9	9:41'31.554

29° 12 C. GOBBI (1'34.492)

Lap	Seg. 1	Seg. 2	Seg. 3	Seg. 4	Seg. 5	Lap Time	km/h	Local Time
		29.555	12.952	11.761	25.416		233.8	9:27'14.694
1	20.874	26.155	12.149	11.713	25.031	1'35.922	**237.9**	9:28'50.616
2	**20.672**	25.982	12.239	11.570	24.744	1'35.207	235.8	9:30'25.823
3	20.806	25.909	**12.070**	**11.390**	**24.317**	**1'34.492**	236.8	9:32'00.315
4	20.900	25.801	12.162	11.603	24.724	1'35.190	235.3	9:33'35.505
5	20.803	26.553	12.423	11.776	28.713	1'40.268 P	233.8	9:35'15.773
6	1'53.462	28.053	12.368	11.564	24.573	3'10.020 P	232.8	9:38'25.793
7	20.992	**25.769**	12.342	11.517	24.574	1'35.194	233.3	9:40'00.987

30° 83 L. EPIS (1'34.547)

Lap	Seg. 1	Seg. 2	Seg. 3	Seg. 4	Seg. 5	Lap Time	km/h	Local Time
		28.665	12.539	11.911	25.655		235.8	9:26'45.072
1	20.656	26.374	12.146	11.723	24.964	1'35.863	**240.5**	9:28'20.935
2	20.441	25.878	12.217	**11.337**	24.674	**1'34.547**	238.4	9:29'55.482
3	20.443	26.025	12.190	11.577	25.161	1'35.396	237.4	9:31'30.878
4	20.482	25.986	12.177	12.077	**24.613**	1'35.335	237.9	9:33'06.213
5	**20.439**	25.751	**12.061**	11.584	25.175	1'35.010	236.3	9:34'41.223
6	20.639	**25.732**	12.547	12.534	31.942	1'43.394	216.9	9:36'24.617
7	20.872	27.076	12.254	11.526	32.525	1'44.253 P	234.8	9:38'08.870
8	1'18.133	26.250	12.277	12.269	24.822	2'33.751 P	231.8	9:40'42.621

31° 74 J. VAN SIKKELERUS (1'34.834)

Lap	Seg. 1	Seg. 2	Seg. 3	Seg. 4	Seg. 5	Lap Time	km/h	Local Time
		28.102	12.412	12.303	26.488		234.8	9:26'46.831
1	20.712	26.148	12.130	11.812	25.217	1'36.019	**238.4**	9:28'22.850
2	20.510	26.167	12.317	11.849	25.308	1'36.151	235.3	9:29'59.001
3	**20.417**	25.960	12.105	11.650	24.764	1'34.896	235.3	9:31'33.897
4	20.596	26.002	12.294	11.539	24.843	1'35.274	233.8	9:33'09.171
5	20.589	26.113	12.224	11.731	24.944	1'35.601	234.8	9:34'44.772
6	20.476	**25.795**	**12.025**	11.888	**24.650**	**1'34.834**	237.9	9:36'19.606
7	20.524	26.062	12.165	11.609	24.686	1'35.046	230.8	9:37'54.652
8	22.036	28.396	12.184	11.625	24.680	1'38.921	232.3	9:39'33.573
9	20.725	26.106	12.234	**11.415**	24.833	1'35.313	233.3	9:41'08.886

32° 35 S. HILL (1'35.199)

Lap	Seg. 1	Seg. 2	Seg. 3	Seg. 4	Seg. 5	Lap Time	km/h	Local Time
		28.400	12.334	18.544	27.040		236.8	9:26'54.763
1	20.926	26.416	12.250	11.815	25.226	1'36.633	**232.3**	9:28'31.396
2	20.482	**25.940**	**12.111**	11.480	25.545	1'35.558	231.3	9:30'06.954
3	20.426	26.083	12.205	11.456	25.466	1'35.636	230.8	9:31'42.590
4	**20.402**	27.005	12.399	11.483	25.324	1'36.613	228.8	9:33'19.203
5	21.673	35.209	12.360	11.872	27.983	1'49.097	229.3	9:35'08.300
6	22.099	33.772	13.297	11.667	25.371	1'46.206	225.5	9:36'54.506
7	20.437	26.080	12.238	**11.400**	25.044	**1'35.199**	229.8	9:38'29.705
8	20.526	26.263	12.269	11.520	**24.898**	1'35.476	229.3	9:40'05.181

33° 7 A. LICCIARDI (1'35.260)

Lap	Seg. 1	Seg. 2	Seg. 3	Seg. 4	Seg. 5	Lap Time	km/h	Local Time
		28.470	12.605	12.244	26.304		231.3	9:29'43.096
1	20.892	26.470	12.244	11.872	25.774	1'37.252	232.8	9:31'20.348
2	20.905	26.563	12.128	11.865	25.106	1'36.567	**234.8**	9:32'56.915
3	20.642	26.455	12.224	11.879	**24.966**	1'36.166	**234.8**	9:34'33.081
4	20.615	25.857	**12.122**	11.785	25.054	1'35.433	233.3	9:36'08.514
5	20.453	25.987	12.147	11.912	24.974	1'35.473	232.8	9:37'43.987
6	**20.360**	**25.793**	12.157	**11.748**	25.202	**1'35.260**	233.3	9:39'19.247
7	20.600	26.319	12.268	11.851	25.662	1'36.700	233.8	9:40'55.947

34° 68 G. SCOTT (1'35.598)

Lap	Seg. 1	Seg. 2	Seg. 3	Seg. 4	Seg. 5	Lap Time	km/h	Local Time
		29.708	13.110	13.055	31.207		213.9	9:27'37.772
1	1'55.910	28.390	12.765	12.520	31.006	3'20.591 P	228.8	9:30'58.363
2	1'39.440	28.007	12.759	12.087	27.571	2'59.864 P	233.3	9:33'58.227
3	21.861	27.210	12.452	11.999	25.847	1'39.369	236.8	9:35'37.596
4	21.274	26.545	12.164	11.928	25.557	1'37.468	237.9	9:37'15.064
5	20.982	**26.134**	**11.975**	**11.640**	**24.867**	**1'35.598**	**239.5**	9:38'50.662
6	**20.952**	26.141	12.077	11.674	24.922	1'35.766	237.9	9:40'26.428

35° 50 B. ORTT (1'35.849)

Lap	Seg. 1	Seg. 2	Seg. 3	Seg. 4	Seg. 5	Lap Time	km/h	Local Time
		29.050	12.670	12.311	26.197		231.8	9:26'56.562
1	21.266	27.289	12.419	11.797	25.610	1'38.381	**233.3**	9:28'34.943
2	21.059	26.786	12.332	11.686	25.164	1'37.027	232.3	9:30'11.970
3	**20.730**	26.689	12.263	11.687	24.876	1'36.245	232.3	9:31'48.215
4	21.241	26.256	12.298	11.718	24.914	1'36.427	230.3	9:33'24.642
5	20.950	26.251	12.265	11.632	24.901	1'35.999	232.3	9:35'00.641
6	20.942	26.287	12.292	11.620	**24.708**	**1'35.849**	231.3	9:36'36.490
7	20.789	26.195	**12.219**	11.672	25.812	1'36.687	232.8	9:38'13.177
8	20.875	**25.845**	12.230	12.113	24.860	1'35.923	232.8	9:39'49.100
9	20.954	26.387	12.256	**11.561**	25.020	1'36.178	232.8	9:41'25.278

P = Pits In/Out - C = Lap-Time Cancelled

These data/results cannot be reproduced, stored and/or transmitted in whole or in part by any manner of electronic, mechanical, photocopying, recording, broadcasting or otherwise now known or herein after developed without the previous express consent by the copyright owner, except for reproduction in daily press and regular printed publications on sale to the public within 60 days of the event related to those data/results and always provided that copyright symbol appears together as follows below.
© DORNA WSBK ORGANIZATION Srl 2016

PIRELLI
Official Tyre Supplier
TISSOT SWISS WATCHES SINCE 1853
Official Timekeeper