

## UK Round, 27-28-29 May 2016

### World Supersport - Results Superpole 1

No.	Rider	Nat	Team	Bike	Class	Time	Gap	Rel.	Laps	Speed	
										Avg	Max
1*	25 A. BALDOLINI	ITA	Race Department ATK#25	MV Agusta F3 675		<b>1'31.131</b>			7	158,923	<b>243,8</b>
2*	61 A. ZACCONE	ITA	San Carlo Team Italia	Kawasaki ZX-6R	ESS	<b>1'31.221</b>	0.090	0.090	7	158,766	<b>239,5</b>
3	16 J. CLUZEL	FRA	MV Agusta Reparto Corse	MV Agusta F3 675		<b>1'31.376</b>	0.245	0.155	6	158,497	<b>242,7</b>
4	11 C. GAMARINO	ITA	Team GoEleven	Kawasaki ZX-6R		<b>1'31.459</b>	0.328	0.083	7	158,353	<b>236,8</b>
5	64 F. CARICASULO	ITA	Bardahl Evan Bros. Honda Racing	Honda CBR600RR		<b>1'31.469</b>	0.338	0.010	7	158,336	<b>242,2</b>
6	78 H. OKUBO	JPN	CIA Landlord Insurance Honda	Honda CBR600RR		<b>1'31.706</b>	0.575	0.237	7	157,926	<b>240,5</b>
7	89 A. IRWIN	GBR	Appleyard Macadam Racing, with Integro	Yamaha YZF R6		<b>1'32.059</b>	0.928	0.353	8	157,321	<b>238,4</b>
8	88 N. TEROL	ESP	Schmidt Racing	MV Agusta F3 675		<b>1'32.161</b>	1.030	0.102	7	157,147	<b>237,9</b>
9	47 A. BASSANI	ITA	San Carlo Team Italia	Kawasaki ZX-6R	ESS	<b>1'32.465</b>	1.334	0.304	6	156,630	<b>244,3</b>
10	44 R. ROLFO	ITA	Team Factory Vamag	MV Agusta F3 675		<b>1'32.508</b>	1.377	0.043	6	156,557	<b>243,2</b>
11	71 C. BERGMAN	SWE	CIA Landlord Insurance Honda	Honda CBR600RR		<b>1'32.900</b>	1.769	0.392	7	155,897	<b>240,0</b>
12	63 Z. KHAIRUDDIN	MAS	Orelac Racing VerdNatura	Kawasaki ZX-6R		<b>1'33.042</b>	1.911	0.142	6	155,659	<b>243,2</b>
13	35 S. HILL	GBR	CIA Landlord Insurance Honda	Honda CBR600RR		<b>1'33.352</b>	2.221	0.310	6	155,142	<b>236,8</b>
14	10 N. CALERO	ESP	Orelac Racing VerdNatura	Kawasaki ZX-6R		<b>1'33.364</b>	2.233	0.012	7	155,122	<b>240,0</b>
15	23 C. TANGRE	FRA	Team Yohann Moto Sport	Suzuki GSX-R600	ESS	<b>1'33.444</b>	2.313	0.080	4	154,989	<b>239,5</b>
16	77 K. RYDE	GBR	Schmidt Racing	MV Agusta F3 675		<b>1'33.650</b>	2.519	0.206	7	154,648	<b>236,8</b>
17	83 L. EPIS	AUS	Response RE Racing	Kawasaki ZX-6R		<b>1'33.789</b>	2.658	0.139	5	154,419	<b>234,8</b>
18	74 J. VAN SIKKELERUS	NED	MTM Team	Yamaha YZF R6	ESS	<b>1'33.938</b>	2.807	0.149	9	154,174	<b>238,4</b>
19	41 A. WAGNER	AUS	GRT Racing Team	MV Agusta F3 675		<b>1'34.012</b>	2.881	0.074	3	154,053	<b>237,9</b>
20	6 D. STIRPE	ITA	Scuderia Maranga Racing	Kawasaki ZX-6R	ESS	<b>1'34.017</b>	2.886	0.005	6	154,044	<b>240,5</b>
21	12 C. GOBBI	ITA	VFT Racing	Yamaha YZF R6	ESS	<b>1'34.061</b>	2.930	0.044	7	153,972	<b>237,9</b>
22	50 B. ORTT	CAN	WILSport Racedays Honda	Honda CBR600RR	ESS	<b>1'34.235</b>	3.104	0.174	9	153,688	<b>236,8</b>
23	96 J. ORELLANA	ESP	WILSport Racedays Honda	Honda CBR600RR	ESS	<b>1'34.377</b>	3.246	0.142	2	153,457	<b>237,9</b>
24	68 G. SCOTT	AUS	Gemar Balloons - Team Lorini	Honda CBR600RR		<b>1'34.449</b>	3.318	0.072	8	153,340	<b>239,5</b>
25	7 A. LICCIARDI	BEL	R2 MotorRacing Team	Kawasaki ZX-6R	ESS	<b>1'34.781</b>	3.650	0.332	8	152,803	<b>236,8</b>

\* Qualified to Superpole 2

AIR	Humidity:	65%	Temp:	15°C
TRACK	Condition:	Dry	Temp:	29°C

Lap Record:	2015 J.Cluzel	1'30.425	160,160	Km/h
Best Lap:	2015 K.Sofuoglu	1'29.925	161,050	Km/h

These data/results cannot be reproduced, stored and/or transmitted in whole or in part by any manner of electronic, mechanical, photocopying, recording, broadcasting or otherwise now known or herein after developed without the previous express consent by the copyright owner, except for reproduction in daily press and regular printed publications on sale to the public within 60 days of the event related to those data/results and always provided that copyright symbol appears together as follows below.

© DORNA WSBK ORGANIZATION Srl 2016

Start	End	The results are provisional until the end of the time limit for protests and appeals
28/05/2016 12:15	12:31	and the completion of the technical checks.

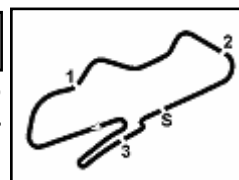
FICR PERUGIA TIMING



Official Tyre Supplier



Official Timekeeper



## UK Round, 27-28-29 May 2016

### World Supersport - Results Superpole 1

#### Session Highlights

12.15.06		Start
12.18.29	Epis	Crashed - Turn 12
12.18.46	Epis	Re-joined
12.22.09	Tangre	Crashed - Turn 2
12.22.50	Tangre	Re-joined
12.28.24	Cluzel	Time Deleted - Cut Chicane
12.28.25	Stirpe	Time Deleted - Cut Chicane
12.31.48		End Of Session

#### Fastest Laps Sequence

No.	Rider	Nat	Team	Bike	Local Time	Time	Gap	Avg
61	A. ZACCONE	ITA	San Carlo Team Italia	Kawasaki ZX-6R	12:18'21.093	<b>1'33.035</b>		155,670
11	C. GAMARINO	ITA	Team GoEleven	Kawasaki ZX-6R	12:19'18.583	<b>1'32.921</b>	-0.114	155,861
61	A. ZACCONE	ITA	San Carlo Team Italia	Kawasaki ZX-6R	12:19'53.025	<b>1'31.932</b>	-0.989	157,538
64	F. CARICASULO	ITA	Bardahl Evan Bros. Honda Racing	Honda CBR600RR	12:19'53.600	<b>1'31.657</b>	-0.275	158,011
16	J. CLUZEL	FRA	MV Agusta Reparto Corse	MV Agusta F3 675	12:30'05.357	<b>1'31.376</b>	-0.281	158,497
61	A. ZACCONE	ITA	San Carlo Team Italia	Kawasaki ZX-6R	12:30'52.665	<b>1'31.221</b>	-0.155	158,766
25	A. BALDOLINI	ITA	Race Department ATK#25	MV Agusta F3 675	12:30'53.381	<b>1'31.131</b>	-0.090	158,923

These data/results cannot be reproduced, stored and/or transmitted in whole or in part by any manner of electronic, mechanical, photocopying, recording, broadcasting or otherwise now known or herein after developed without the previous express consent by the copyright owner, except for reproduction in daily press and regular printed publications on sale to the public within 60 days of the event related to those data/results and always provided that copyright symbol appears together as follows below.

© DORNA WSBK ORGANIZATION Srl 2016

Start	End	The results are provisional until the end of the time limit for protests and appeals
28/05/2016 12:15	12:31	and the completion of the technical checks.

FICR PERUGIA TIMING



Official Tyre Supplier



Official Timekeeper

## UK Round, 27-28-29 May 2016

### World Supersport - Best Sector & Speed Superpole 1

Donington Park 4.023 m

#### Best Lap

1	25 A. BALDOLINI	MV Aqusta F3 675	1'31.131
2	61 A. ZACCONE	Kawasaki ZX-6R	1'31.221
3	16 J. CLUZEL	MV Aqusta F3 675	1'31.376
4	11 C. GAMARINO	Kawasaki ZX-6R	1'31.459
5	64 F. CARICASULO	Honda CBR600RR	1'31.469
6	78 H. OKUBO	Honda CBR600RR	1'31.706
7	89 A. IRWIN	Yamaha YZF R6	1'32.059
8	88 N. TEROL	MV Aqusta F3 675	1'32.161
9	47 A. BASSANI	Kawasaki ZX-6R	1'32.465
10	44 R. ROLFO	MV Aqusta F3 675	1'32.508
11	71 C. BERGMAN	Honda CBR600RR	1'32.900
12	63 Z. KHAIRUDDIN	Kawasaki ZX-6R	1'33.042
13	35 S. HILL	Honda CBR600RR	1'33.352
14	10 N. CALERO	Kawasaki ZX-6R	1'33.364
15	23 C. TANGRE	Suzuki GSX-R600	1'33.444
16	77 K. RYDE	MV Aqusta F3 675	1'33.650
17	83 L. EPIS	Kawasaki ZX-6R	1'33.789
18	74 J. VAN SIKKELERUS	Yamaha YZF R6	1'33.938
19	41 A. WAGNER	MV Aqusta F3 675	1'34.012
20	6 D. STIRPE	Kawasaki ZX-6R	1'34.017
21	12 C. GOBBI	Yamaha YZF R6	1'34.061
22	50 B. ORTT	Honda CBR600RR	1'34.235
23	96 J. ORELLANA	Honda CBR600RR	1'34.377
24	68 G. SCOTT	Honda CBR600RR	1'34.449
25	7 A. LICCIARDI	Kawasaki ZX-6R	1'34.781

#### Top Speeds

1	47 A. BASSANI	Kawasaki ZX-6R	244.3
2	25 A. BALDOLINI	MV Aqusta F3 675	243.8
3	44 R. ROLFO	MV Aqusta F3 675	243.2
4	63 Z. KHAIRUDDIN	Kawasaki ZX-6R	243.2
5	16 J. CLUZEL	MV Aqusta F3 675	242.7
6	64 F. CARICASULO	Honda CBR600RR	242.2
7	6 D. STIRPE	Kawasaki ZX-6R	240.5
8	78 H. OKUBO	Honda CBR600RR	240.5
9	10 N. CALERO	Kawasaki ZX-6R	240.0
10	71 C. BERGMAN	Honda CBR600RR	240.0
11	23 C. TANGRE	Suzuki GSX-R600	239.5
12	61 A. ZACCONE	Kawasaki ZX-6R	239.5
13	68 G. SCOTT	Honda CBR600RR	239.5
14	89 A. IRWIN	Yamaha YZF R6	238.4
15	74 J. VAN SIKKELERUS	Yamaha YZF R6	238.4
16	96 J. ORELLANA	Honda CBR600RR	237.9
17	12 C. GOBBI	Yamaha YZF R6	237.9
18	88 N. TEROL	MV Aqusta F3 675	237.9
19	41 A. WAGNER	MV Aqusta F3 675	237.9
20	11 C. GAMARINO	Kawasaki ZX-6R	236.8
21	35 S. HILL	Honda CBR600RR	236.8
22	7 A. LICCIARDI	Kawasaki ZX-6R	236.8
23	50 B. ORTT	Honda CBR600RR	236.8
24	77 K. RYDE	MV Aqusta F3 675	236.8
25	83 L. EPIS	Kawasaki ZX-6R	234.8

Seg. 1		Seg. 2		Seg. 3		Seg. 4		Seg. 5			
1	16 J. CLUZEL	19.579	1	61 A. ZACCONE	24.695	1	64 F. CARICASULO	11.597	1	25 A. BALDOLINI	23.742
2	25 A. BALDOLINI	19.603	2	16 J. CLUZEL	24.721	2	47 A. BASSANI	11.695	2	11 C. GAMARINO	23.769
3	11 C. GAMARINO	19.759	3	64 F. CARICASULO	24.749	3	61 A. ZACCONE	11.695	3	61 A. ZACCONE	23.795
4	64 F. CARICASULO	19.785	4	25 A. BALDOLINI	24.766	4	78 H. OKUBO	11.699	4	64 F. CARICASULO	23.892
5	78 H. OKUBO	19.794	5	11 C. GAMARINO	24.848	5	63 Z. KHAIRUDDIN	11.762	5	25 A. BALDOLINI	23.971
6	88 N. TEROL	19.822	6	89 A. IRWIN	24.857	6	25 A. BALDOLINI	11.781	6	44 R. ROLFO	24.023
7	89 A. IRWIN	19.828	7	78 H. OKUBO	24.934	7	44 R. ROLFO	11.812	7	64 F. CARICASULO	24.030
8	61 A. ZACCONE	19.889	8	88 N. TEROL	25.020	8	89 A. IRWIN	11.819	8	16 J. CLUZEL	24.088
9	44 R. ROLFO	19.942	9	63 Z. KHAIRUDDIN	25.120	9	71 C. BERGMAN	11.862	9	88 N. TEROL	24.139
10	35 S. HILL	20.027	10	47 A. BASSANI	25.145	10	16 J. CLUZEL	11.892	10	50 B. ORTT	24.148
11	10 N. CALERO	20.044	11	44 R. ROLFO	25.150	11	11 C. GAMARINO	11.899	11	47 A. BASSANI	24.171
12	77 K. RYDE	20.076	12	23 C. TANGRE	25.198	12	23 C. TANGRE	11.899	12	96 J. ORELLANA	24.222
13	63 Z. KHAIRUDDIN	20.142	13	71 C. BERGMAN	25.231	13	35 S. HILL	11.923	13	10 N. CALERO	24.222
14	96 J. ORELLANA	20.149	14	77 K. RYDE	25.284	14	10 N. CALERO	11.958	14	41 A. WAGNER	24.321
15	23 C. TANGRE	20.162	15	12 C. GOBBI	25.313	15	83 L. EPIS	11.960	15	74 J. VAN SIKKELER	24.341
16	47 A. BASSANI	20.172	16	35 S. HILL	25.319	16	12 C. GOBBI	11.974	16	71 C. BERGMAN	24.352
17	71 C. BERGMAN	20.244	17	6 D. STIRPE	25.482	17	6 D. STIRPE	11.999	17	35 S. HILL	24.466
18	83 L. EPIS	20.246	18	41 A. WAGNER	25.490	18	77 K. RYDE	12.005	18	77 K. RYDE	24.484
19	12 C. GOBBI	20.266	19	7 A. LICCIARDI	25.496	19	88 N. TEROL	12.010	19	63 Z. KHAIRUDDIN	24.541
20	74 J. VAN SIKKELER	20.275	20	74 J. VAN SIKKELER	25.528	20	96 J. ORELLANA	12.012	20	23 C. TANGRE	24.559
21	6 D. STIRPE	20.302	21	10 N. CALERO	25.546	21	74 J. VAN SIKKELER	12.015	21	12 C. GOBBI	24.566
22	7 A. LICCIARDI	20.312	22	83 L. EPIS	25.552	22	7 A. LICCIARDI	12.022	22	83 L. EPIS	24.601
23	41 A. WAGNER	20.394	23	68 G. SCOTT	25.640	23	68 G. SCOTT	12.056	23	68 G. SCOTT	24.721
24	50 B. ORTT	20.457	24	50 B. ORTT	25.697	24	41 A. WAGNER	12.083	24	6 D. STIRPE	24.800
25	68 G. SCOTT	20.641	25	96 J. ORELLANA	25.727	25	50 B. ORTT	12.124	25	7 A. LICCIARDI	25.178

28/05/2016

These data/results cannot be reproduced, stored and/or transmitted in whole or in part by any manner of electronic, mechanical, photocopying, recording, broadcasting or otherwise now known or herein after developed without the previous express consent by the copyright owner, except for reproduction in daily press and regular printed publications on sale to the public within 60 days of the event related to those data/results and always provided that copyright symbol appears together as follows below.

© DORNA WSBK ORGANIZATION Srl 2016

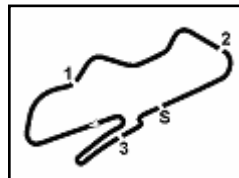
FICR PERUGIA TIMING



Official Tyre Supplier



Official Timekeeper



Donington Park 4.023 m

## UK Round, 27-28-29 May 2016

### World Supersport - Ideal Times Superpole 1

1 / 1

No. Rider	Nat	Bike	Seg. 1 Diff. 1	Seg. 2 Diff. 2	Seg. 3 Diff. 3	Seg. 4 Diff. 4	Seg. 5 Diff. 5	Ideal Time Best Lap	Pos.	Diff.
1 25 A. BALDOLINI	ITA	MV Agusta F3 675	19.603	24.766	11.781 0.080	11.159	<b>23.742</b>	<b>1'31.051</b> 1'31.131	1	0.080
2 64 F. CARICASULO	ITA	Honda CBR600RR	19.785 0.128	24.749 0.007	<b>11.597</b>	11.185 0.126	23.892	<b>1'31.208</b> 1'31.469	5	0.261
3 61 A. ZACCONE	ITA	Kawasaki ZX-6R	19.889	<b>24.695</b>	11.695	11.147	23.795	<b>1'31.221</b> 1'31.221	2	0.000
4 16 J. CLUZEL	FRA	MV Agusta F3 675	<b>19.579</b>	24.721	11.892	11.213	23.971	<b>1'31.376</b> 1'31.376	3	0.000
5 11 C. GAMARINO	ITA	Kawasaki ZX-6R	19.759	24.848	11.899 0.010	11.102 0.072	23.769	<b>1'31.377</b> 1'31.459	4	0.082
6 78 H. OKUBO	JPN	Honda CBR600RR	19.794 0.052	24.934	11.699 0.100	<b>11.059</b> 0.038	24.030	<b>1'31.516</b> 1'31.706	6	0.190
7 89 A. IRWIN	GBR	Yamaha YZF R6	19.828	24.857 0.294	11.819 0.047	11.126	24.088	<b>1'31.718</b> 1'32.059	7	0.341
8 88 N. TEROL	ESP	MV Agusta F3 675	19.822	25.020	12.010 0.054	11.232	24.023	<b>1'32.107</b> 1'32.161	8	0.054
9 44 R. ROLFO	ITA	MV Agusta F3 675	19.942	25.150 0.207	11.812	11.172 0.054	24.171	<b>1'32.247</b> 1'32.508	10	0.261
10 47 A. BASSANI	ITA	Kawasaki ZX-6R	20.172	25.145	11.695	11.305	24.148	<b>1'32.465</b> 1'32.465	9	0.000
11 63 Z. KHAIRUDDIN	MAS	Kawasaki ZX-6R	20.142 0.151	25.120	11.762	11.381	24.222 0.264	<b>1'32.627</b> 1'33.042	12	0.415
12 71 C. BERGMAN	SWE	Honda CBR600RR	20.244 0.003	25.231	11.862 0.019	11.352 0.050	24.139	<b>1'32.828</b> 1'32.900	11	0.072
13 77 K. RYDE	GBR	MV Agusta F3 675	20.076 0.274	25.284 0.116	12.005 0.053	11.376	24.466	<b>1'33.207</b> 1'33.650	16	0.443
14 35 S. HILL	GBR	Honda CBR600RR	20.027	25.319	11.923	11.365	24.601 0.117	<b>1'33.235</b> 1'33.352	13	0.117
15 23 C. TANGRE	FRA	Suzuki GSX-R600	20.162	25.198	11.899	11.422 0.126	24.559 0.078	<b>1'33.240</b> 1'33.444	15	0.204
16 10 N. CALERO	ESP	Kawasaki ZX-6R	20.044	25.546 0.009	11.958 0.037	11.321	24.449	<b>1'33.318</b> 1'33.364	14	0.046
17 12 C. GOBBI	ITA	Yamaha YZF R6	20.266	25.313 0.277	11.974 0.164	11.452 0.058	24.364 0.193	<b>1'33.369</b> 1'34.061	21	0.692
18 74 J. VAN SIKKELERUS	NED	Yamaha YZF R6	20.275	25.528 0.241	12.015 0.102	11.341 0.028	24.408	<b>1'33.567</b> 1'33.938	18	0.371
19 83 L. EPIS	AUS	Kawasaki ZX-6R	20.246	25.552	11.960	11.475 0.072	24.484	<b>1'33.717</b> 1'33.789	17	0.072
20 50 B. ORTT	CAN	Honda CBR600RR	20.457	25.697 0.221	12.124 0.045	11.302	24.237 0.152	<b>1'33.817</b> 1'34.235	22	0.418
21 6 D. STIRPE	ITA	Kawasaki ZX-6R	20.302 0.075	25.482	11.999	11.593	24.566	<b>1'33.942</b> 1'34.017	20	0.075
22 41 A. WAGNER	AUS	MV Agusta F3 675	20.394	25.490	12.083 0.003	11.321	24.721	<b>1'34.009</b> 1'34.012	19	0.003
23 7 A. LICCIARDI	BEL	Kawasaki ZX-6R	20.312 0.280	25.496 0.071	12.022 0.032	11.714	24.800 0.054	<b>1'34.344</b> 1'34.781	25	0.437
24 96 J. ORELLANA	ESP	Honda CBR600RR	20.149	25.727	12.012	11.311	25.178	<b>1'34.377</b> 1'34.377	23	0.000
25 68 G. SCOTT	AUS	Honda CBR600RR	20.641	25.640	12.056 0.038	11.533	24.541	<b>1'34.411</b> 1'34.449	24	0.038
<b>Overall Ideal Time</b>			19.579	24.695	11.597	11.059	23.742	<b>1'30.672</b>		

28/05/2016

These data/results cannot be reproduced, stored and/or transmitted in whole or in part by any manner of electronic, mechanical, photocopying, recording, broadcasting or otherwise now known or herein after developed without the previous express consent by the copyright owner, except for reproduction in daily press and regular printed publications on sale to the public within 60 days of the event related to those data/results and always provided that copyright symbol appears together as follows below.  
© DORNA WSBK ORGANIZATION Srl 2016

FICR PERUGIA TIMING



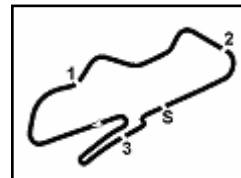
Official Tyre Supplier



Official Timekeeper







Donington Park 4.023 m

## UK Round, 27-28-29 May 2016

### World Supersport - Chronological Analysis Superpole 1

2 / 2

1	20.767	27.794	13.829	12.975	25.383	206.1	12:16'50.016
2	<b>20.162</b>	<b>25.198</b>	<b>11.899</b>	<b>11.548</b>	<b>24.637</b>	<b>1'33.444</b>	<b>239.5</b>
3	20.167	25.717	11.924	11.422	<b>24.559</b>	1'33.789	234.3
4	1'22.555	36.565	16.986	16.339	42.019	3'14.464 P	12:24'55.157

16° 77 K. RYDE (1'33.650)							
Lap	Seg. 1	Seg. 2	Seg. 3	Seg. 4	Seg. 5	Lap Time	Local Time
1	20.538	26.580	12.201	12.032	28.763	235.3	12:16'46.321
2	20.281	25.390	<b>12.005</b>	11.387	24.664	1'33.727	235.3
3	20.219	25.581	12.094	11.423	24.622	1'33.939	234.3
4	22.841	26.658	12.202	11.385	32.296	1'45.382 P	234.8
5	2'41.285	26.299	12.090	11.429	24.828	3'55.931 P	235.8
6	<b>20.076</b>	<b>25.284</b>	12.045	11.506	24.782	1'33.693	235.8
7	20.350	25.400	12.058	<b>11.376</b>	<b>24.466</b>	<b>1'33.650</b>	<b>236.8</b>

17° 83 L. EPIS (1'33.789)							
Lap	Seg. 1	Seg. 2	Seg. 3	Seg. 4	Seg. 5	Lap Time	Local Time
1	20.735	27.193	12.442	11.736	25.107	231.8	12:16'41.751
2	6'31.000	26.020	12.143	11.559	50.492	2'00.949 P	234.3
3	20.860	26.193	12.311	11.632	25.112	1'36.108	232.8
4	20.369	25.872	12.070	<b>11.475</b>	24.979	1'34.765	<b>234.8</b>
5	<b>20.246</b>	<b>25.552</b>	<b>11.960</b>	11.547	<b>24.484</b>	<b>1'33.789</b>	234.3

18° 74 J. VAN SIKKELERUS (1'33.938)							
Lap	Seg. 1	Seg. 2	Seg. 3	Seg. 4	Seg. 5	Lap Time	Local Time
1	20.427	27.009	12.573	12.653	29.352	224.5	12:16'48.659
2	20.281	<b>25.528</b>	12.244	11.881	24.724	1'34.658	237.4
3	20.297	25.547	<b>12.015</b>	11.739	26.150	1'35.748	236.8
4	20.381	26.437	12.026	13.223	27.085	1'39.152	<b>238.4</b>
5	20.407	25.760	12.020	11.410	24.758	1'34.355	234.3
6	20.418	26.016	12.039	11.446	24.741	1'34.660	234.3
7	<b>20.275</b>	25.769	12.117	11.369	<b>24.408</b>	<b>1'33.938</b>	233.8
8	20.816	26.027	14.779	13.721	30.722	1'46.065	12:29'41.963
9	20.417	25.530	12.034	<b>11.341</b>	24.806	1'34.128	232.8

19° 41 A. WAGNER (1'34.012)							
Lap	Seg. 1	Seg. 2	Seg. 3	Seg. 4	Seg. 5	Lap Time	Local Time
1	8'34.073	28.588	12.964	12.956	29.412	212.2	12:17'01.838
2	20.479	26.295	12.130	11.936	25.206	9'49.640 P	<b>237.9</b>
3	<b>20.394</b>	25.645	<b>12.083</b>	11.479	24.906	1'34.592	235.3
4	<b>20.394</b>	<b>25.490</b>	12.086	<b>11.321</b>	<b>24.721</b>	<b>1'34.012</b>	237.4

20° 6 D. STIRPE (1'34.017)							
Lap	Seg. 1	Seg. 2	Seg. 3	Seg. 4	Seg. 5	Lap Time	Local Time
1	20.637	27.834	12.616	12.430	28.999	228.8	12:16'47.918
2	20.377	<b>25.482</b>	<b>11.999</b>	<b>11.593</b>	<b>24.566</b>	<b>1'34.017</b>	<b>240.5</b>
3	<b>20.302</b>	27.092	12.324	12.349	29.113	1'41.180 P	227.8
4	3'10.745	32.354	17.381	18.910	42.647	5'02.037 P	12:26'55.559
5	21.492	26.580	12.537	13.236	25.396	1'39.241 C	234.3
6	20.349	26.805	12.290	11.797	25.178	1'36.419	232.8

21° 12 C. GOBBI (1'34.061)							
Lap	Seg. 1	Seg. 2	Seg. 3	Seg. 4	Seg. 5	Lap Time	Local Time
1	20.621	27.257	13.580	15.875	33.945	200.4	12:17'02.131
2	<b>20.266</b>	28.080	12.109	11.627	24.910	1'37.347	<b>237.9</b>
3	20.355	25.693	12.115	11.642	24.565	1'34.370	234.8
4	21.280	27.188	12.584	12.038	29.212	1'42.302 P	231.8
5	2'08.562	40.609	14.190	11.701	24.426	3'39.488 P	199.3
6	20.413	<b>25.313</b>	12.263	<b>11.452</b>	24.927	1'34.368	236.8
7	22.081	25.560	<b>11.974</b>	11.505	<b>24.364</b>	1'35.484	237.4

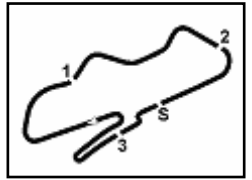
22° 50 B. ORTT (1'34.235)							
Lap	Seg. 1	Seg. 2	Seg. 3	Seg. 4	Seg. 5	Lap Time	Local Time
1	20.656	28.154	13.429	12.249	25.895	225.5	12:16'49.575
2	20.701	26.211	12.222	11.641	24.870	1'35.600	234.8
3	20.711	25.706	<b>12.124</b>	11.539	24.750	1'34.832	233.8
4	20.629	25.887	12.266	11.439	24.512	1'34.634	231.8
5	20.687	25.887	12.355	11.366	24.934	1'35.171	<b>236.8</b>
6	20.667	25.942	12.244	11.402	24.428	1'34.703	231.3
7	20.660	25.897	12.283	11.494	<b>24.237</b>	1'34.571	231.3
8	20.570	26.214	12.425	11.524	25.063	1'35.796	230.3

P = Pits In/Out - C = Lap-Time Cancelled

These data/results cannot be reproduced, stored and/or transmitted in whole or in part by any manner of electronic, mechanical, photocopying, recording, broadcasting or otherwise now known or herein after developed without the previous express consent by the copyright owner, except for reproduction in daily press and regular printed publications on sale to the public within 60 days of the event related to those data/results and always provided that copyright symbol appears together as follows below.

© DORNA WSBK ORGANIZATION Srl 2016

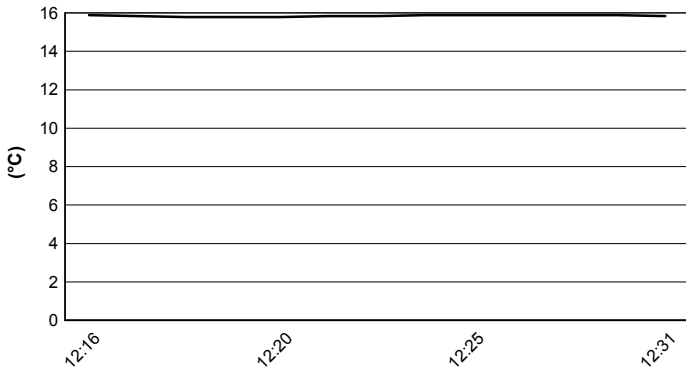




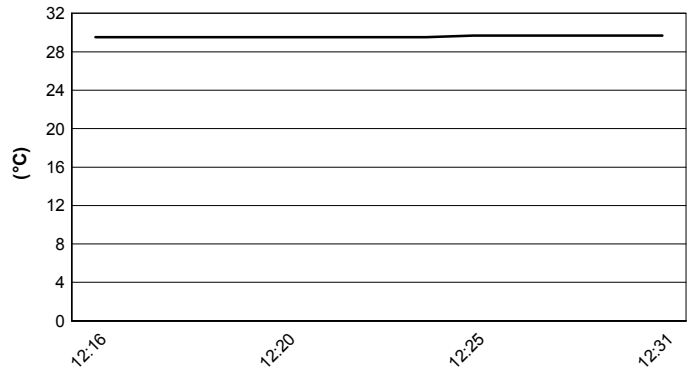
**UK Round, 27-28-29 May 2016**  
**World Supersport - Weather Report Superpole 1**

Session started 12:15      Session ended 12:31


**Air Temperature**



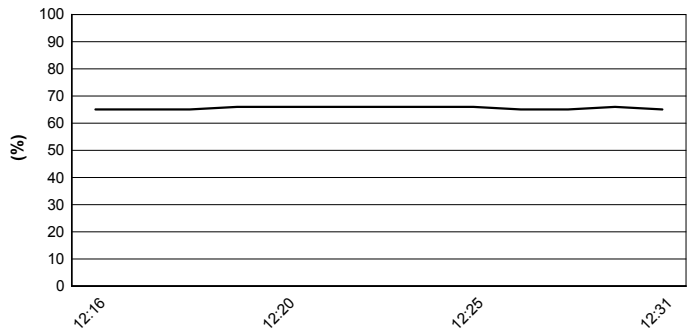
**Track Temperature**



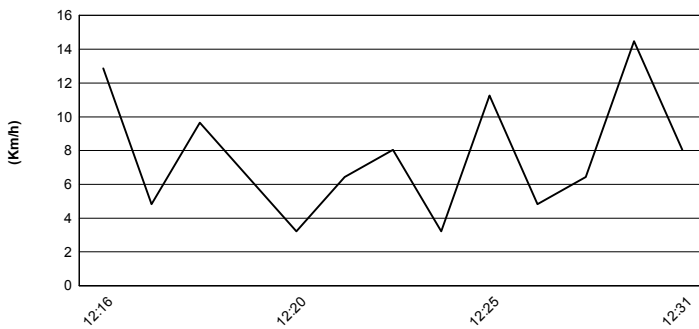
**Air Pressure**



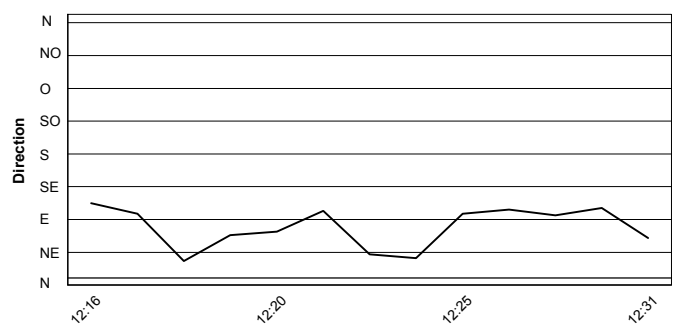
**Humidity**



**Wind Speed**



**Wind Direction**



These data/results cannot be reproduced, stored and/or transmitted in whole or in part by any manner of electronic, mechanical, photocopying, recording, broadcasting or otherwise now known or herein after developed without the previous express consent by the copyright owner, except for reproduction in daily press and regular printed publications on sale to the public within 60 days of the event related to those data/results and always provided that copyright symbol appears together as follows below.  
© DORNA WSBK ORGANIZATION Srl 2016

