

## UK Round, 27-28-29 May 2016

### World Supersport - Free Practices & Superpole Combined Results

Donington Park 4.023 m

No.	Rider	Nat	Team	Bike	Class	FP 1	FP 2	Laps	Superpole	Gap	Time	Avg
1	<b>1</b> K. SOFUOGLU	TUR	Kawasaki Puccetti Racing	Kawasaki ZX-6R		1'31.181	1'31.131	52	1'30.298		1'30.298	160,389
2	<b>2</b> P. JACOBSEN	USA	Honda World Supersport Team	Honda CBR600RR		1'32.101	1'31.336	42	1'30.522	0.224	1'30.522	159,992
3	<b>81</b> L. STAPLEFORD	GBR	Profile Racing	Triumph Daytona 675		1'32.264	1'31.160	38	1'30.677	0.379	1'30.677	159,719
4	<b>25</b> A. BALDOLINI	ITA	Race Department ATK#25	MV Agusta F3 675		1'32.073	1'31.980	36	1'30.908	0.610	1'30.908	159,313
5	<b>21</b> R. KRUMMENACHER	SUI	Kawasaki Puccetti Racing	Kawasaki ZX-6R		1'32.045	1'31.119	46	1'31.039	0.741	1'31.039	159,083
6	<b>86</b> A. BADOVINI	ITA	Gemar Balloons - Team Lorini	Honda CBR600RR		1'32.134	1'31.584	33	1'31.108	0.810	1'31.108	158,963
7	<b>4</b> G. REA	GBR	GRT Racing Team	MV Agusta F3 675		1'31.803	1'31.082	47	1'31.205	0.907	1'31.205	158,794
8	<b>111</b> K. SMITH	GBR	CIA Landlord Insurance Honda	Honda CBR600RR		1'31.882	1'31.674	58	1'31.404	1.106	1'31.404	158,448
9	<b>87</b> L. ZANETTI	ITA	MV Agusta Reparto Corse	MV Agusta F3 675		1'33.455	1'31.682	37	1'31.516	1.218	1'31.516	158,254
10	<b>55</b> I. MIKHALCHIK	UKR	DS Junior Team	Kawasaki ZX-6R	ESS	1'32.653	1'31.669	47	1'31.594	1.296	1'31.594	158,120
11	<b>61</b> A. ZACCONE	ITA	San Carlo Team Italia	Kawasaki ZX-6R	ESS	1'33.510	1'32.465	51	1'31.728	1.430	1'31.728	157,889
12	<b>69</b> O. JEZEK	CZE	Team GoEleven	Kawasaki ZX-6R		1'32.521	1'31.801	52	1'34.576	4.278	1'34.576	153,134
13	<b>16</b> J. CLUZEL	FRA	MV Agusta Reparto Corse	MV Agusta F3 675		1'32.468	1'32.119	26	1'31.376		1'31.376	158,497
14	<b>11</b> C. GAMARINO	ITA	Team GoEleven	Kawasaki ZX-6R		1'32.809	1'32.214	49	1'31.459	0.083	1'31.459	158,353
15	<b>64</b> F. CARICASULO	ITA	Bardahl Evan Bros. Honda Racing	Honda CBR600RR		1'33.149	1'32.303	48	1'31.469	0.093	1'31.469	158,336
16	<b>78</b> H. OKUBO	JPN	CIA Landlord Insurance Honda	Honda CBR600RR		1'34.152	1'32.723	50	1'31.706	0.330	1'31.706	157,926
17	<b>89</b> A. IRWIN	GBR	Appleyard Macadam Racing, with Inte	Yamaha YZF R6		1'32.649	1'32.600	53	1'32.059	0.683	1'32.059	157,321
18	<b>88</b> N. TEROL	ESP	Schmidt Racing	MV Agusta F3 675		1'32.793		22	1'32.161	0.785	1'32.161	157,147
19	<b>47</b> A. BASSANI	ITA	San Carlo Team Italia	Kawasaki ZX-6R	ESS	1'34.591	1'33.000	50	1'32.465	1.089	1'32.465	156,630
20	<b>44</b> R. ROLFO	ITA	Team Factory Vamag	MV Agusta F3 675		1'32.394	1'32.065	39	1'32.508	1.132	1'32.508	156,557
21	<b>71</b> C. BERGMAN	SWE	CIA Landlord Insurance Honda	Honda CBR600RR		1'33.722	1'32.809	54	1'32.900	1.524	1'32.900	155,897
22	<b>63</b> Z. KHAIRUDDIN	MAS	Orelac Racing VerdNatura	Kawasaki ZX-6R		1'34.022	1'33.314	48	1'33.042	1.666	1'33.042	155,659
23	<b>35</b> S. HILL	GBR	CIA Landlord Insurance Honda	Honda CBR600RR		1'34.347	1'33.853	50	1'33.352	1.976	1'33.352	155,142
24	<b>10</b> N. CALERO	ESP	Orelac Racing VerdNatura	Kawasaki ZX-6R		1'35.216	1'34.236	49	1'33.364	1.988	1'33.364	155,122
25	<b>23</b> C. TANGRE	FRA	Team Yohann Moto Sport	Suzuki GSX-R600	ESS	1'34.406	1'33.183	49	1'33.444	2.068	1'33.444	154,989
26	<b>77</b> K. RYDE	GBR	Schmidt Racing	MV Agusta F3 675		1'34.796	1'33.903	20	1'33.650	2.274	1'33.650	154,648
27	<b>83</b> L. EPIS	AUS	Response RE Racing	Kawasaki ZX-6R		1'35.809	1'34.788	52	1'33.789	2.413	1'33.789	154,419
28	<b>74</b> J. VAN SIKKELERUS	NED	MTM Team	Yamaha YZF R6	ESS	1'34.903	1'34.386	54	1'33.938	2.562	1'33.938	154,174
29	<b>41</b> A. WAGNER	AUS	GRT Racing Team	MV Agusta F3 675		1'32.927	1'32.750	47	1'34.012	2.636	1'34.012	154,053
30	<b>6</b> D. STIRPE	ITA	Scuderia Maranga Racing	Kawasaki ZX-6R	ESS	1'34.762	1'34.898	56	1'34.017	2.641	1'34.017	154,044
31	<b>12</b> C. GOBBI	ITA	VFT Racing	Yamaha YZF R6	ESS	1'35.770	1'34.442	45	1'34.061	2.685	1'34.061	153,972
32	<b>50</b> B. ORTT	CAN	WILSport Racedays Honda	Honda CBR600RR	ESS	1'36.290	1'35.728	51	1'34.235	2.859	1'34.235	153,688
33	<b>96</b> J. ORELLANA	ESP	WILSport Racedays Honda	Honda CBR600RR	ESS	1'33.699	1'33.027	57	1'34.377	3.001	1'34.377	153,457
34	<b>68</b> G. SCOTT	AUS	Gemar Balloons - Team Lorini	Honda CBR600RR		1'40.861	1'35.223	25	1'34.449	3.073	1'34.449	153,340
35	<b>7</b> A. LICCIARDI	BEL	R2 MotorRacing Team	Kawasaki ZX-6R	ESS	1'37.094	1'35.931	45	1'34.781	3.405	1'34.781	152,803

28/05/2016

The results are provisional until the end of the time limit for protests and appeals and the completion of the technical checks.

These data/results cannot be reproduced, stored and/or transmitted in whole or in part by any manner of electronic, mechanical, photocopying, recording, broadcasting or otherwise now known or herein after developed without the previous express consent by the copyright owner, except for reproduction in daily press and regular printed publications on sale to the public within 60 days of the event related to those data/results and always provided that copyright symbol appears together as follows below.

© DORNA WSBK ORGANIZATION Srl 2016

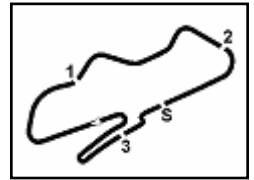
FICR PERUGIA TIMING



Official Tyre Supplier



Official Timekeeper



Donington Park 4.023 m

## UK Round, 27-28-29 May 2016

### World Supersport - Provisional Starting Grid

20 Laps x 4,023 km = 80,460 km

Pos	Number	Name	Team	Time	Class
1	1	SOFUOGLU K.	Kawasaki	1'30.298	SP2
2	2	JACOBSEN P.	Honda	1'30.522	SP2
3	81	STAPLEFORD L.	Triumph	1'30.677	SP2
4	25	BALDOLINI A.	MV Agusta	1'30.908	SP2
5	21	KRUMMENACHER R.	Kawasaki	1'31.039	SP2
6	86	BADOVINI A.	Honda	1'31.108	SP2
7	4	REA G.	MV Agusta	1'31.205	SP2
8	111	SMITH K.	Honda	1'31.404	SP2
9	87	ZANETTI L.	MV Agusta	1'31.516	SP2
10	55	MIKHALCHIK I.	Kawasaki	1'31.594	SP2
11	61	ZACCONE A.	Kawasaki	1'31.728	SP2
12	69	JEZEK O.	Kawasaki	1'34.576	SP2
13	16	CLUZEL J.	MV Agusta	1'31.376	SP1
14	11	GAMARINO C.	Kawasaki	1'31.459	SP1
15	64	CARICASULO F.	Honda	1'31.469	SP1
16	78	OKUBO H.	Honda	1'31.706	SP1
17	89	IRWIN A.	Yamaha	1'32.059	SP1
18	88	TEROL N.	MV Agusta	1'32.161	SP1
19	47	BASSANI A.	Kawasaki	1'32.465	SP1
20	44	ROLFO R.	MV Agusta	1'32.508	SP1
21	71	BERGMAN C.	Honda	1'32.900	SP1
22	63	KHAIRUDDIN Z.	Kawasaki	1'33.042	SP1
23	35	HILL S.	Honda	1'33.352	SP1
24	10	CALERO N.	Kawasaki	1'33.364	SP1
25	23	TANGRE C.	Suzuki	1'33.444	SP1
26	77	RYDE K.	MV Agusta	1'33.650	SP1
27	83	EPIS L.	Kawasaki	1'33.789	SP1
28	74	VAN SIKKELERUS J.	Yamaha	1'33.938	SP1
29	41	WAGNER A.	MV Agusta	1'34.012	SP1
30	6	STIRPE D.	Kawasaki	1'34.017	SP1
31	12	GOBBI C.	Yamaha	1'34.061	SP1
32	50	ORTT B.	Honda	1'34.235	SP1
33	96	ORELLANA J.	Honda	1'34.377	SP1
34	68	SCOTT G.	Honda	1'34.449	SP1
35	7	LICCIARDI A.	Kawasaki	1'34.781	SP1

Jury President .....

..... Race Director

These data/results cannot be reproduced, stored and/or transmitted in whole or in part by any manner of electronic, mechanical, photocopying, recording, broadcasting or otherwise now known or herein after developed without the previous express consent by the copyright owner, except for reproduction in daily press and regular printed publications on sale to the public within 60 days of the event related to those data/results and always provided that copyright symbol appears together as follows below.

© DORNA WSBK ORGANIZATION Srl 2016

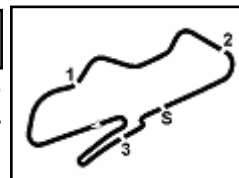
FICR PERUGIA TIMING



Official Tyre Supplier



Official Timekeeper



Donington Park 4.023 m

1 / 2

## UK Round, 27-28-29 May 2016

### World Supersport - Results Superpole 2

No.	Rider	Nat	Team	Bike	Class	Time	Gap	Rel.	Laps	Speed	
										Avg	Max
1	<b>1</b> K. SOFUOGLU	TUR	Kawasaki Puccetti Racing	Kawasaki ZX-6R		<b>1'30.298</b>			7	160,389	<b>241,1</b>
2	<b>2</b> P. JACOBSEN	USA	Honda World Supersport Team	Honda CBR600RR		<b>1'30.522</b>	0.224	0.224	6	159,992	<b>243,8</b>
3	<b>81</b> L. STAPLEFORD	GBR	Profile Racing	Triumph Daytona 675		<b>1'30.677</b>	0.379	0.155	7	159,719	<b>242,2</b>
4	<b>25</b> A. BALDOLINI	ITA	Race Department ATK#25	MV Agusta F3 675		<b>1'30.908</b>	0.610	0.231	6	159,313	<b>241,6</b>
5	<b>21</b> R. KRUMMENACHER	SUI	Kawasaki Puccetti Racing	Kawasaki ZX-6R		<b>1'31.039</b>	0.741	0.131	7	159,083	<b>238,4</b>
6	<b>86</b> A. BADOVINI	ITA	Gemar Balloons - Team Lorini	Honda CBR600RR		<b>1'31.108</b>	0.810	0.069	7	158,963	<b>239,5</b>
7	<b>4</b> G. REA	GBR	GRT Racing Team	MV Agusta F3 675		<b>1'31.205</b>	0.907	0.097	8	158,794	<b>242,2</b>
8	<b>111</b> K. SMITH	GBR	CIA Landlord Insurance Honda	Honda CBR600RR		<b>1'31.404</b>	1.106	0.199	8	158,448	<b>237,4</b>
9	<b>87</b> L. ZANETTI	ITA	MV Agusta Reparto Corse	MV Agusta F3 675		<b>1'31.516</b>	1.218	0.112	6	158,254	<b>241,1</b>
10	<b>55</b> I. MIKHALCHIK	UKR	DS Junior Team	Kawasaki ZX-6R	ESS	<b>1'31.594</b>	1.296	0.078	7	158,120	<b>240,0</b>
11	<b>61</b> A. ZACCONE	ITA	San Carlo Team Italia	Kawasaki ZX-6R	ESS	<b>1'31.728</b>	1.430	0.134	7	157,889	<b>237,4</b>
12	<b>69</b> O. JEZEK	CZE	Team GoEleven	Kawasaki ZX-6R		<b>1'34.576</b>	4.278	2.848	1	153,134	<b>236,3</b>

AIR	Humidity:	65%	Temp:	15°C
TRACK	Condition:	Dry	Temp:	29°C

Lap Record:	2015 J.Cluzel	1'30.425	160,160	Km/h
Best Lap:	2015 K.Sofuoglu	1'29.925	161,050	Km/h

These data/results cannot be reproduced, stored and/or transmitted in whole or in part by any manner of electronic, mechanical, photocopying, recording, broadcasting or otherwise now known or herein after developed without the previous express consent by the copyright owner, except for reproduction in daily press and regular printed publications on sale to the public within 60 days of the event related to those data/results and always provided that copyright symbol appears together as follows below.

© DORNA WSBK ORGANIZATION Srl 2016

Start	End	The results are provisional until the end of the time limit for protests and appeals
28/05/2016 12:40	12:56	and the completion of the technical checks.

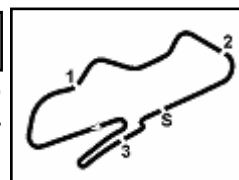
FICR PERUGIA TIMING



Official Tyre Supplier



Official Timekeeper



## UK Round, 27-28-29 May 2016

### World Supersport - Results Superpole 2

#### Session Highlights

12.40.06		Start
12.44.33	Jezek	Crashed - Turn 7
12.53.47	Smith	Time Deleted - Cut Chicane
12.55.04	Smith	Lap Time NOT Cancelled
12.56.36		End Of Session

#### Fastest Laps Sequence

No.	Rider	Nat	Team	Bike	Local Time	Time	Gap	Avg
111	K. SMITH	GBR	CIA Landlord Insurance Honda	Honda CBR600RR	12:43'16.887	<b>1'32.557</b>		156,474
25	A. BALDOLINI	ITA	Race Department ATK#25	MV Agusta F3 675	12:43'17.344	<b>1'32.308</b>	-0.249	156,896
87	L. ZANETTI	ITA	MV Agusta Reparto Corse	MV Agusta F3 675	12:43'25.281	<b>1'32.289</b>	-0.019	156,929
86	A. BADOVINI	ITA	Gemar Balloons - Team Lorini	Honda CBR600RR	12:43'29.464	<b>1'31.745</b>	-0.544	157,859
1	K. SOFUOGLU	TUR	Kawasaki Puccetti Racing	Kawasaki ZX-6R	12:44'15.052	<b>1'31.422</b>	-0.323	158,417
1	K. SOFUOGLU	TUR	Kawasaki Puccetti Racing	Kawasaki ZX-6R	12:45'45.831	<b>1'30.779</b>	-0.643	159,539
1	K. SOFUOGLU	TUR	Kawasaki Puccetti Racing	Kawasaki ZX-6R	12:53'03.107	<b>1'30.298</b>	-0.481	160,389

These data/results cannot be reproduced, stored and/or transmitted in whole or in part by any manner of electronic, mechanical, photocopying, recording, broadcasting or otherwise now known or herein after developed without the previous express consent by the copyright owner, except for reproduction in daily press and regular printed publications on sale to the public within 60 days of the event related to those data/results and always provided that copyright symbol appears together as follows below.

© DORNA WSBK ORGANIZATION Srl 2016

Start	End	The results are provisional until the end of the time limit for protests and appeals
28/05/2016 12:40	12:56	and the completion of the technical checks.

FICR PERUGIA TIMING



Official Tyre Supplier



Official Timekeeper

## UK Round, 27-28-29 May 2016

### World Supersport - Best Sector & Speed Superpole 2

Donington Park 4.023 m

#### Best Lap

1	1 K. SOFUOGLU	Kawasaki ZX-6R	1'30.298
2	2 P. JACOBSEN	Honda CBR600RR	1'30.522
3	81 L. STAPLEFORD	Triumph Daytona 675	1'30.677
4	25 A. BALDOLINI	MV Aqusta F3 675	1'30.908
5	21 R. KRUMMENACHER	Kawasaki ZX-6R	1'31.039
6	86 A. BADOVINI	Honda CBR600RR	1'31.108
7	4 G. REA	MV Aqusta F3 675	1'31.205
8	111 K. SMITH	Honda CBR600RR	1'31.404
9	87 L. ZANETTI	MV Aqusta F3 675	1'31.516
10	55 I. MIKHALCHIK	Kawasaki ZX-6R	1'31.594
11	61 A. ZACCONE	Kawasaki ZX-6R	1'31.728
12	69 O. JEZEK	Kawasaki ZX-6R	1'34.576

#### Top Speeds

1	2 P. JACOBSEN	Honda CBR600RR	243.8
2	4 G. REA	MV Aqusta F3 675	242.2
3	81 L. STAPLEFORD	Triumph Daytona 675	242.2
4	25 A. BALDOLINI	MV Aqusta F3 675	241.6
5	1 K. SOFUOGLU	Kawasaki ZX-6R	241.1
6	87 L. ZANETTI	MV Aqusta F3 675	241.1
7	55 I. MIKHALCHIK	Kawasaki ZX-6R	240.0
8	86 A. BADOVINI	Honda CBR600RR	239.5
9	21 R. KRUMMENACHER	Kawasaki ZX-6R	238.4
10	111 K. SMITH	Honda CBR600RR	237.4
11	61 A. ZACCONE	Kawasaki ZX-6R	237.4
12	69 O. JEZEK	Kawasaki ZX-6R	236.3

Seg. 1			Seg. 2			Seg. 3			Seg. 4			Seg. 5		
1	1 K. SOFUOGLU	19.459	1	1 K. SOFUOGLU	24.594	1	2 P. JACOBSEN	11.640	1	2 P. JACOBSEN	10.803	1	1 K. SOFUOGLU	23.513
2	2 P. JACOBSEN	19.526	2	25 A. BALDOLINI	24.638	2	81 L. STAPLEFORD	11.662	2	111 K. SMITH	10.957	2	4 G. REA	23.570
3	25 A. BALDOLINI	19.555	3	81 L. STAPLEFORD	24.651	3	1 K. SOFUOGLU	11.720	3	1 K. SOFUOGLU	10.968	3	86 A. BADOVINI	23.688
4	21 R. KRUMMENAC	19.585	4	2 P. JACOBSEN	24.728	4	61 A. ZACCONE	11.773	4	21 R. KRUMMENAC	11.003	4	21 R. KRUMMENAC	23.697
5	81 L. STAPLEFORD	19.594	5	86 A. BADOVINI	24.741	5	55 I. MIKHALCHIK	11.786	5	86 A. BADOVINI	11.025	5	81 L. STAPLEFORD	23.743
6	87 L. ZANETTI	19.623	6	21 R. KRUMMENAC	24.797	6	4 G. REA	11.796	6	81 L. STAPLEFORD	11.027	6	87 L. ZANETTI	23.790
7	111 K. SMITH	19.682	7	55 I. MIKHALCHIK	24.815	7	21 R. KRUMMENAC	11.800	7	4 G. REA	11.067	7	111 K. SMITH	23.793
8	86 A. BADOVINI	19.692	8	111 K. SMITH	24.822	8	86 A. BADOVINI	11.800	8	87 L. ZANETTI	11.084	8	25 A. BALDOLINI	23.794
9	55 I. MIKHALCHIK	19.751	9	4 G. REA	24.859	9	25 A. BALDOLINI	11.827	9	55 I. MIKHALCHIK	11.092	9	2 P. JACOBSEN	23.796
10	4 G. REA	19.770	10	61 A. ZACCONE	24.861	10	111 K. SMITH	11.858	10	25 A. BALDOLINI	11.094	10	61 A. ZACCONE	23.925
11	61 A. ZACCONE	19.855	11	87 L. ZANETTI	24.934	11	87 L. ZANETTI	11.918	11	61 A. ZACCONE	11.144	11	55 I. MIKHALCHIK	23.994
12	69 O. JEZEK	19.943	12	69 O. JEZEK	25.957	12	69 O. JEZEK	12.096	12	69 O. JEZEK	11.670	12	69 O. JEZEK	24.805

28/05/2016

These data/results cannot be reproduced, stored and/or transmitted in whole or in part by any manner of electronic, mechanical, photocopying, recording, broadcasting or otherwise now known or herein after developed without the previous express consent by the copyright owner, except for reproduction in daily press and regular printed publications on sale to the public within 60 days of the event related to those data/results and always provided that copyright symbol appears together as follows below.

© DORNA WSBK ORGANIZATION Srl 2016

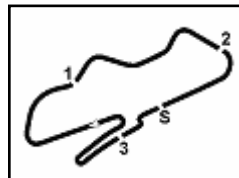
FICR PERUGIA TIMING



Official Tyre Supplier



Official Timekeeper



Donington Park 4.023 m

1 / 1

## UK Round, 27-28-29 May 2016

### World Supersport - Ideal Times Superpole 2

No. Rider	Nat	Bike	Seg. 1 Diff. 1	Seg. 2 Diff. 2	Seg. 3 Diff. 3	Seg. 4 Diff. 4	Seg. 5 Diff. 5	Ideal Time Best Lap	Pos.	Diff.
1 1 K. SOFUOGLU	TUR	Kawasaki ZX-6R	19.459	24.594 0.043	11.720	10.968 0.001	23.513	1'30.254 1'30.298	1	0.044
2 2 P. JACOBSEN	USA	Honda CBR600RR	19.526	24.728	11.640 0.029	10.803	23.796	1'30.493 1'30.522	2	0.029
3 81 L. STAPLEFORD	GBR	Triumph Daytona 675	19.594	24.651	11.662	11.027	23.743	1'30.677 1'30.677	3	0.000
4 21 R. KRUMMENACHER	SUI	Kawasaki ZX-6R	19.585	24.797	11.800 0.011	11.003	23.697 0.146	1'30.882 1'31.039	5	0.157
5 25 A. BALDOLINI	ITA	MV Agusta F3 675	19.555	24.638	11.827	11.094	23.794	1'30.908 1'30.908	4	0.000
6 86 A. BADOVINI	ITA	Honda CBR600RR	19.692	24.741	11.800 0.026	11.025 0.136	23.688	1'30.946 1'31.108	6	0.162
7 4 G. REA	GBR	MV Agusta F3 675	19.770 0.019	24.859	11.796 0.061	11.067	23.570 0.063	1'31.062 1'31.205	7	0.143
8 111 K. SMITH	GBR	Honda CBR600RR	19.682 0.146	24.822	11.858	10.957 0.116	23.793 0.030	1'31.112 1'31.404	8	0.292
9 87 L. ZANETTI	ITA	MV Agusta F3 675	19.623	24.934	11.918 0.014	11.084	23.790 0.153	1'31.349 1'31.516	9	0.167
10 55 I. MIKHALCHIK	UKR	Kawasaki ZX-6R	19.751	24.815	11.786 0.097	11.092 0.049	23.994 0.010	1'31.438 1'31.594	10	0.156
11 61 A. ZACCONE	ITA	Kawasaki ZX-6R	19.855 0.058	24.861 0.070	11.773	11.144	23.925 0.042	1'31.558 1'31.728	11	0.170
12 69 O. JEZEK	CZE	Kawasaki ZX-6R	19.943 0.105	25.957	12.096	11.670	24.805	1'34.471 1'34.576	12	0.105
<b>Overall Ideal Time</b>			19.459	24.594	11.640	10.803	23.513	1'30.009		

28/05/2016

These data/results cannot be reproduced, stored and/or transmitted in whole or in part by any manner of electronic, mechanical, photocopying, recording, broadcasting or otherwise now known or herein after developed without the previous express consent by the copyright owner, except for reproduction in daily press and regular printed publications on sale to the public within 60 days of the event related to those data/results and always provided that copyright symbol appears together as follows below.  
© DORNA WSBK ORGANIZATION Srl 2016

FICR PERUGIA TIMING

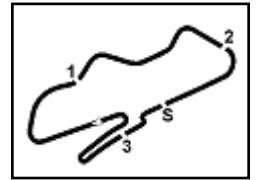


Official Tyre Supplier



Official Timekeeper





### UK Round, 27-28-29 May 2016

#### World Supersport - Chronological Analysis Superpole 2

1° 1 K. SOFUOGLU (1'30.298)								
Lap	Seg. 1	Seg. 2	Seg. 3	Seg. 4	Seg. 5	Lap Time	km/h	Local Time
1	19.713	26.384	12.185	11.516	24.559	1'31.422	235.8	12:42'43.630
2	19.549	24.886	11.809	11.059	23.955	1'30.779	239.5	12:45'45.831
3	21.220	26.419	12.042	11.301	27.848	1'38.830 P	238.4	12:47'24.661
4	2'56.315	25.259	11.830	11.027	23.717	4'08.148 P	239.5	12:51'32.809
5	19.459	24.637	11.720	10.969	23.513	1'30.298	240.5	12:53'03.107
6	19.477	24.594	11.733	11.133	23.644	1'30.581	241.1	12:54'33.688
7	21.495	25.668	11.861	11.073	24.211	1'34.308	240.0	12:56'07.996

2° 2 P. JACOBSEN (1'30.522)								
Lap	Seg. 1	Seg. 2	Seg. 3	Seg. 4	Seg. 5	Lap Time	km/h	Local Time
1	1'35.964	26.574	12.471	11.800	28.624	2'49.114 P	240.5	12:45'23.304
2	19.669	25.793	12.005	11.218	24.134	1'31.230	242.2	12:46'54.534
3	20.046	24.982	11.703	10.991	23.885	1'37.168 P	240.0	12:48'31.702
4	3'01.294	25.508	12.012	11.269	28.333	4'14.012 P	243.2	12:52'45.714
5	19.526	25.707	11.855	11.035	24.121	1'30.522	243.2	12:54'16.236
6	19.771	24.728	11.669	11.640	23.962	1'31.053	243.8	12:55'47.289

3° 81 L. STAPLEFORD (1'30.677)								
Lap	Seg. 1	Seg. 2	Seg. 3	Seg. 4	Seg. 5	Lap Time	km/h	Local Time
1	20.385	27.196	15.143	14.959	28.587	1'32.827	238.9	12:41'52.110
2	19.806	25.271	11.780	11.262	24.129	1'31.537	240.5	12:43'24.937
3	19.707	24.875	11.762	11.136	23.958	1'31.342	241.1	12:44'56.474
4	21.172	24.844	11.672	11.175	23.944	1'41.812 P	227.8	12:46'27.816
5	2'35.487	27.120	12.317	12.008	29.195	4'01.414 P	242.2	12:48'09.628
6	19.860	27.316	13.642	15.514	29.455	1'31.362	242.2	12:52'11.042
7	19.594	24.779	11.669	11.101	23.953	1'30.677	241.1	12:53'42.404
8	19.594	24.651	11.662	11.027	23.743	1'30.677	241.1	12:55'13.081

4° 25 A. BALDOLINI (1'30.908)								
Lap	Seg. 1	Seg. 2	Seg. 3	Seg. 4	Seg. 5	Lap Time	km/h	Local Time
1	19.890	27.182	12.632	11.651	26.965	1'32.308	233.8	12:41'45.036
2	19.673	25.202	11.914	11.197	24.105	1'31.825	237.9	12:43'17.344
3	19.876	24.989	11.953	11.299	23.911	1'35.609 P	236.8	12:44'49.169
4	4'09.087	25.228	11.913	11.250	27.342	5'46.553 P	180.9	12:46'24.778
5	19.967	32.938	14.888	16.100	33.540	1'31.805	238.4	12:52'11.331
6	19.555	25.029	11.874	11.131	23.804	1'30.908	237.9	12:53'43.136
7	19.555	24.638	11.827	11.094	23.794	1'30.908	237.9	12:55'14.044

5° 21 R. KRUMMENACHER (1'31.039)								
Lap	Seg. 1	Seg. 2	Seg. 3	Seg. 4	Seg. 5	Lap Time	km/h	Local Time
1	19.812	27.710	12.772	11.477	24.548	1'32.338	237.4	12:42'03.524
2	19.703	24.932	12.207	11.211	24.176	1'31.741	236.8	12:43'35.862
3	19.770	25.068	11.800	11.252	23.918	1'31.506	237.4	12:45'07.603
4	19.700	24.927	11.889	11.053	23.867	1'39.315 P	232.3	12:46'39.109
5	20.473	25.450	12.075	11.613	29.704	4'21.739 P	225.0	12:48'18.424
6	3'06.671	26.980	12.352	11.556	24.180	1'31.488	237.9	12:52'40.163
7	19.867	25.013	11.862	11.049	23.697	1'31.039	238.4	12:54'11.651
8	19.585	24.797	11.811	11.003	23.843	1'31.039	238.4	12:55'42.690

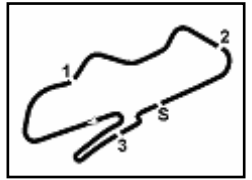
6° 86 A. BADOVINI (1'31.108)								
Lap	Seg. 1	Seg. 2	Seg. 3	Seg. 4	Seg. 5	Lap Time	km/h	Local Time
1	19.957	28.636	13.389	12.985	26.017	1'31.745	201.5	12:41'57.719
2	19.904	24.999	11.805	11.159	23.825	1'32.166	237.4	12:43'29.464
3	22.241	24.978	11.837	11.149	24.298	1'44.803 P	185.2	12:45'01.630
4	3'35.400	27.782	13.555	12.431	28.794	4'47.481 P	235.3	12:46'46.433
5	19.692	25.241	11.800	11.044	23.996	1'31.506	236.8	12:51'33.914
6	19.692	24.741	11.826	11.161	23.688	1'31.108	237.9	12:53'05.022
7	19.694	24.853	11.838	11.025	24.086	1'31.496	237.4	12:54'36.518
8	20.033	26.159	12.096	11.464	24.761	1'34.513	233.8	12:56'11.031

7° 4 G. REA (1'31.205)								
Lap	Seg. 1	Seg. 2	Seg. 3	Seg. 4	Seg. 5	Lap Time	km/h	Local Time
1	20.281	29.218	13.175	12.207	25.349	1'36.449	224.5	12:41'55.317
2	21.778	26.016	12.186	11.640	26.326	1'38.168	235.8	12:43'31.766
3	19.939	25.666	13.228	12.201	25.295	1'32.569	240.5	12:45'09.934
4	19.939	25.838	11.893	11.175	23.724	1'31.789	241.1	12:46'42.503
5	19.904	25.083	11.870	11.067	23.865	1'34.652 P	238.4	12:48'14.292
6	20.015	25.190	11.904	11.232	26.311	2'58.745 P	241.6	12:49'48.944
7	1'46.790	25.341	11.796	11.209	23.609	1'31.234	240.0	12:52'47.689
8	19.770	24.941	11.848	11.105	23.570	1'31.205	242.2	12:54'18.923
9	19.789	24.859	11.857	11.067	23.633	1'31.205	242.2	12:55'50.128

P = Pits In/Out - C = Lap-Time Cancelled

These data/results cannot be reproduced, stored and/or transmitted in whole or in part by any manner of electronic, mechanical, photocopying, recording, broadcasting or otherwise now known or herein after developed without the previous express consent by the copyright owner, except for reproduction in daily press and regular printed publications on sale to the public within 60 days of the event related to those data/results and always provided that copyright symbol appears together as follows below.

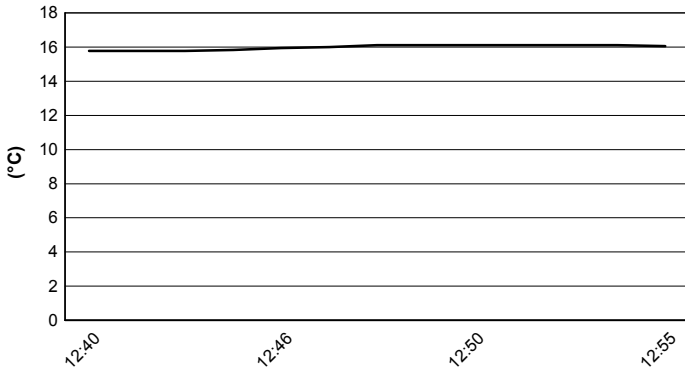
© DORNA WSBK ORGANIZATION Srl 2016



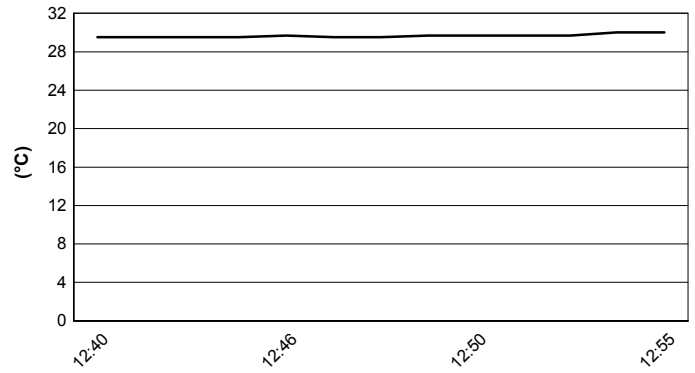
**UK Round, 27-28-29 May 2016**  
**World Supersport - Weather Report Superpole 2**

Session started 12:40      Session ended 12:56


**Air Temperature**



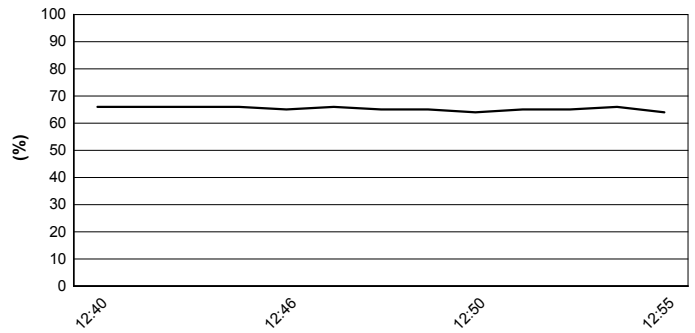
**Track Temperature**



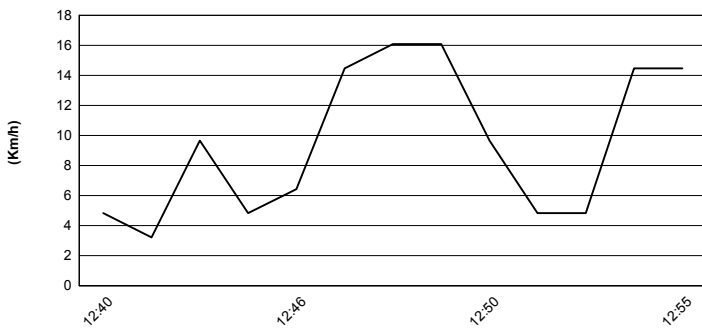
**Air Pressure**



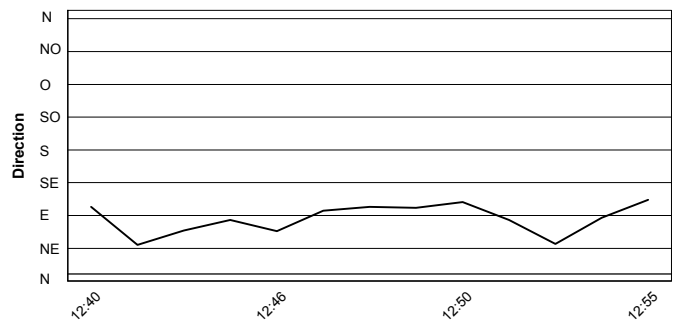
**Humidity**



**Wind Speed**



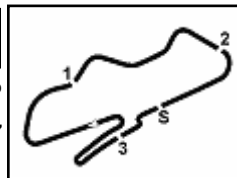
**Wind Direction**



These data/results cannot be reproduced, stored and/or transmitted in whole or in part by any manner of electronic, mechanical, photocopying, recording, broadcasting or otherwise now known or herein after developed without the previous express consent by the copyright owner, except for reproduction in daily press and regular printed publications on sale to the public within 60 days of the event related to those data/results and always provided that copyright symbol appears together as follows below.  
© DORNA WSBK ORGANIZATION Srl 2016







Donington Park 4.023 m

## UK Round, 27-28-29 May 2016

### World Supersport - TISSOT- Superpole Award Superpole 2

1 / 2

	Points	Points From First	Points From Previous	February 28 PHILLIP ISLAND	March 13 BURIRAM	April 3 ARAGON	April 17 ASSEN	May 1 IMOLA	May 15 SEPANG	May 29 DONINGTON PARK	June 19 MISANO	September 18 LAUSITZRING	October 2 MAGNY-COURS	October 16 JEREZ	October 28 LOSAIL					
1 SOFUOGLU Kenan (TUR)	152			25	16	25	16	20	25	25										
2 KRUMMENACHER Randy (SUI)	125	27		16	20	20	25	13	20	11										
3 JACOBSEN Patrick (USA)	108	44	17	20	13	13	13	16	13	20										
4 CLUZEL Jules (FRA)	89	63	19	8	25	16	3	25	9	3										
5 BALDOLINI Alex (ITA)	64	88	25	10	11	9	11	8	2	13										
6 REA Gino (GBR)	54	98	10		7	7	8	7	16	9										
7 ZANETTI Lorenzo (ITA)	50	102	4	11		10	7	11	4	7										
8 STAPLEFORD Luke (GBR)	43	109	7	1	6		20			16										
9 SMITH Kyle (GBR)	37	115	6	6	10		10	2	1	8										
10 TEROL Nicolas (ESP)	32	120	5	5	8	8	2	3	6											
11 BADOVINI Ayrton (ITA)	31	121	1				1	10	10	10										
12 CARICASULO Federico (ITA)	29	123	2	13	1			9	5	1										
13 JEZEK Ondrej (CZE)	28	124	1	2			9	6	7	4										
14 GAMARINO Christian (ITA)	25	127	3	9		11			3	2										
15 KHAIRUDDIN Zulfahmi (MAS)	19	133	6		3			5	11											
16 WAHR Kevin (GER)	17	135	2	4	5	2	6													
17 ZACCONE Alessandro (ITA)	15	137	2			6		4		5										
18 ROLFO Roberto (ITA)	14	138	1			5		1	8											
19 MIKHALCHIK Illia (UKR)	12	140	2			1	5			6										
20 RYDE Kyle (GBR)	10	142	2	7		3														
21 WILAIROT Ratthapong (THA)	9	143	1		9															
22 WEST Anthony (AUS)	7	145	2	3			4													
23 BASSANI Axel (ITA)	4	148	3			4														

These data/results cannot be reproduced, stored and/or transmitted in whole or in part by any manner of electronic, mechanical, photocopying, recording, broadcasting or otherwise now known or herein after developed without the previous express consent by the copyright owner, except for reproduction in daily press and regular printed publications on sale to the public within 60 days of the event related to those data/results and always provided that copyright symbol appears together as follows below.

© DORNA WSBK ORGANIZATION Srl 2016

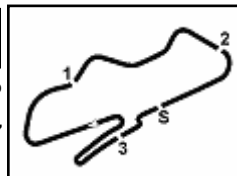
FCR PERUGIA TIMING



Official Tyre Supplier



Official Timekeeper



Donington Park 4.023 m

## UK Round, 27-28-29 May 2016

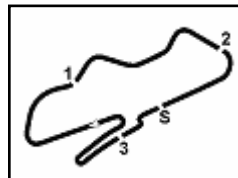
### World Supersport - TISSOT- Superpole Award Superpole 2

	Points	Points From First	Points From Previous	February 28 PHILLIP ISLAND	March 13 BURIRAM	April 3 ARAGON	April 17 ASSEN	May 1 IMOLA	May 15 SEPANG	May 29 DONINGTON PARK	June 19 MISANO	September 18 LAUSITZRING	October 2 MAGNY-COURS	October 16 JEREZ	October 28 LOSAIL				
24 <b>OKUBO</b> Hikari (JPN)	4	148	0		4														
25 <b>KRAISART</b> Decha (THA)	2	150	2		2														

These data/results cannot be reproduced, stored and/or transmitted in whole or in part by any manner of electronic, mechanical, photocopying, recording, broadcasting or otherwise now known or herein after developed without the previous express consent by the copyright owner, except for reproduction in daily press and regular printed publications on sale to the public within 60 days of the event related to those data/results and always provided that copyright symbol appears together as follows below.

© DORNA WSBK ORGANIZATION Srl 2016





Donington Park 4.023 m

## UK Round, 27-28-29 May 2016

### World Supersport - Superpole Ranking

	2013	2014	2015	2016
<b>01 Phillip Island</b>	Lowes (Gbr) Yam 1'32.545 (172,9 Km/h)	Sofuoglu (Tur) Kaw 1'32.769 (172,5 Km/h)	Cluzel (Fra) Mva 1'33.379 (171,4 Km/h)	Sofuoglu (Tur) Kaw 1'33.142 (171,8 Km/h)
<b>02 Buriram</b>			Sofuoglu (Tur) Kaw 1'37.345 (168,4 Km/h)	Cluzel (Fra) Mva 1'38.383 (166,6 Km/h)
<b>03 Aragon</b>	Sofuoglu (Tur) Kaw 2'01.450 (158,4 Km/h)	Coghlan (Gbr) Yam 2'01.662 (158,1 Km/h)	Cluzel (Fra) Mva 1'53.138 (161,5 Km/h)	Sofuoglu (Tur) Kaw 1'54.000 (160,3 Km/h)
<b>04 Assen</b>	Lowes (Gbr) Yam 1'38.375 (166,2 Km/h)	Marino (Fra) Kaw 1'38.106 (166,7 Km/h)	Cluzel (Fra) Mva 1'38.015 (166,8 Km/h)	Krummenacher (Sui) Kaw 1'39.300 (164,7 Km/h)
<b>05 Imola</b>	Lowes (Gbr) Yam 1'50.404 (161,0 Km/h)	Cluzel (Fra) Mva 1'51.110 (159,9 Km/h)	Cluzel (Fra) Mva 1'50.856 (160,3 Km/h)	Cluzel (Fra) Mva 1'51.132 (159,9 Km/h)
<b>06 Sepang</b>		Cluzel (Fra) Mva 2'08.331 (155,5 Km/h)	Jacobsen (Usa) Hon 2'08.244 (155,6 Km/h)	Sofuoglu (Tur) Kaw 2'08.055 (155,8 Km/h)
<b>07 Donington</b>	Lowes (Gbr) Yam 1'30.276 (160,4 Km/h)	van der Mark (Ned) Hon 1'46.220 (136,3 Km/h)	Sofuoglu (Tur) Kaw 1'29.925 (161,1 Km/h)	Sofuoglu (Tur) Kaw 1'30.298 (160,4 Km/h)
<b>08 Misano Adriatico</b>		Cluzel (Fra) Mva 1'38.616 (154,3 Km/h)	Cluzel (Fra) Mva 1'37.482 (156,1 Km/h)	
<b>10 Magny-Cours</b>	Sofuoglu (Tur) Kaw 1'41.475 (156,5 Km/h)	Cluzel (Fra) Mva 1'40.550 (157,9 Km/h)	Jacobsen (Usa) Hon 2'00.197 (132,1 Km/h)	
<b>11 Jerez</b>	Lowes (Gbr) Yam 1'43.118 (154,4 Km/h)	van der Mark (Ned) Hon 1'44.293 (152,7 Km/h)	Sofuoglu (Tur) Kaw 1'43.528 (153,8 Km/h)	
<b>12 Losail</b>		Cluzel (Fra) Mva 2'01.851 (158,9 Km/h)	Sofuoglu (Tur) Kaw 2'00.989 (160,1 Km/h)	

### 2016

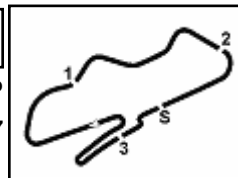
- 4 K. Sofuoglu
- 2 J. Cluzel
- 1 R. Krummenacher

### ALL TIMES

- |                   |                   |                   |
|-------------------|-------------------|-------------------|
| 27 K. Sofuoglu    | 3 K. Curtain      | 1 J. Vd Goorbergh |
| 22 S. Charpentier | 3 D. Salom        | 1 S. Sanna        |
| 18 J. Cluzel      | 2 P. Bontempi     | 1 M. Fabrizio     |
| 17 B. Parkes      | 2 V. Guareschi    | 1 C. Jones        |
| 15 K. Muggeridge  | 2 J. Teuchert     | 1 K. Coghlan      |
| 14 F. Foret       | 2 M. Lagrive      | 1 C. Davies       |
| 14 S. Lowes       | 2 L. Scassa       | 1 F. Marino       |
| 10 C. Crutchlow   | 2 J. Lascorz      | 1 R. Krummenacher |
| 6 S. Chambon      | 2 M. Pirro        |                   |
| 6 E. Laverty      | 2 M. van der Mark |                   |
| 5 P. Casoli       | 2 P. Jacobsen     |                   |
| 5 K. Fujiwara     | 1 J. Whitham      |                   |
| 5 C. Vermeulen    | 1 M. Meregalli    |                   |
| 3 R. Xaus         | 1 P. Riba         |                   |
| 3 I. MacPherson   | 1 C. Kellner      |                   |
| 3 A. Pitt         | 1 B. MacLeod      |                   |

These data/results cannot be reproduced, stored and/or transmitted in whole or in part by any manner of electronic, mechanical, photocopying, recording, broadcasting or otherwise now known or herein after developed without the previous express consent by the copyright owner, except for reproduction in daily press and regular printed publications on sale to the public within 60 days of the event related to those data/results and always provided that copyright symbol appears together as follows below.

© DORNA WSBK ORGANIZATION Srl 2016



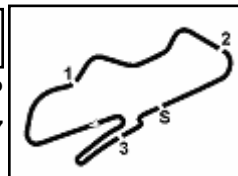
## UK Round, 27-28-29 May 2016

### World Supersport - Best Laps & Speeds

No.	Rider		Best Lap		FP1		FP2		FP3		SP1		SP2	
	Nat	Bike	laps	speed	laps	speed	laps	speed	laps	speed	laps	speed	laps	speed
1	<b>1</b>	<b>SOFUOGLU Kenan</b>	1'30.298		1'31.181	1'31.131	1'30.857	1'30.298						
	TUR	Kawasaki ZX-6R	66	244	25	242	27	243	7	244	7	241		
2	<b>2</b>	<b>JACOBSEN Patrick</b>	1'30.522		1'32.101	1'31.336	1'31.262	1'30.522						
	USA	Honda CBR600RR	57	246	19	244	23	246	9	243	6	244		
3	<b>81</b>	<b>STAPLEFORD Luke</b>	1'30.677		1'32.264	1'31.160	1'31.419	1'30.677						
	GBR	Triumph Daytona 675	54	244	16	241	22	243	9	244	7	242		
4	<b>25</b>	<b>BALDOLINI Alex</b>	1'30.908		1'32.073	1'31.980	1'32.363	1'31.131	1'30.908					
	ITA	MV Agusta F3 675	58	244	23	242	13	238	9	240	7	244	6	242
5	<b>21</b>	<b>KRUMMENACHER Randy</b>	1'31.039		1'32.045	1'31.119	1'31.914	1'31.039						
	SUI	Kawasaki ZX-6R	62	243	23	241	23	239	9	243	7	238		
6	<b>4</b>	<b>REA Gino</b>	1'31.082		1'31.803	1'31.082	1'31.444	1'31.082						
	GBR	MV Agusta F3 675	64	243	21	243	26	241	9	243	8	242		
7	<b>86</b>	<b>BADOVINI Ayrton</b>	1'31.108		1'32.134	1'31.584	1'31.746	1'31.108						
	ITA	Honda CBR600RR	48	240	15	240	18	238	8	240	7	239		
8	<b>61</b>	<b>ZACCONE Alessandro</b>	1'31.221		1'33.510	1'32.465	1'32.644	1'31.221	1'31.221					
	ITA	Kawasaki ZX-6R	74	242	27	237	24	240	9	242	7	239	7	237
9	<b>16</b>	<b>CLUZEL Jules</b>	1'31.376		1'32.468	1'32.119	1'32.399	1'31.376						
	FRA	MV Agusta F3 675	39	244	16	243	10	241	7	244	6	243		
10	<b>111</b>	<b>SMITH Kyle</b>	1'31.404		1'31.882	1'31.674	1'32.221	1'31.404						
	GBR	Honda CBR600RR	72	243	29	243	29	240	6	240	8	237		
11	<b>11</b>	<b>GAMARINO Christian</b>	1'31.459		1'32.809	1'32.214	1'32.678	1'31.459						
	ITA	Kawasaki ZX-6R	63	242	23	240	26	242	7	238	7	237		
12	<b>64</b>	<b>CARICASULO Federico</b>	1'31.469		1'33.149	1'32.303	1'31.959	1'31.469						
	ITA	Honda CBR600RR	63	245	23	241	25	239	8	245	7	242		
13	<b>87</b>	<b>ZANETTI Lorenzo</b>	1'31.516		1'33.455	1'31.682	1'32.942	1'31.516						
	ITA	MV Agusta F3 675	50	243	18	239	19	243	7	243	6	241		
14	<b>55</b>	<b>MIKHALCHIK Illia</b>	1'31.594		1'32.653	1'31.669	1'32.996	1'31.594						
	UKR	Kawasaki ZX-6R	63	242	27	238	20	242	9	238	7	240		
15	<b>78</b>	<b>OKUBO Hikari</b>	1'31.706		1'34.152	1'32.723	1'33.009	1'31.706						
	JPN	Honda CBR600RR	66	241	25	238	25	239	9	238	7	241		
16	<b>69</b>	<b>JEZEK Ondrej</b>	1'31.801		1'32.521	1'31.801	1'32.857	1'31.801						
	CZE	Kawasaki ZX-6R	56	240	28	239	24	238	3	240	1	236		
17	<b>89</b>	<b>IRWIN Andrew</b>	1'32.059		1'32.649	1'32.600	1'33.489	1'32.059						
	GBR	Yamaha YZF R6	69	240	27	240	26	239	8	237	8	238		
18	<b>44</b>	<b>ROLFO Roberto</b>	1'32.065		1'32.394	1'32.065	1'32.447	1'32.065						
	ITA	MV Agusta F3 675	54	243	20	239	19	241	9	242	6	243		
19	<b>88</b>	<b>TEROL Nicolas</b>	1'32.161		1'32.793		1'33.277	1'32.161						
	ESP	MV Agusta F3 675	38	241	22	241		9	236	7	238			
20	<b>47</b>	<b>BASSANI Axel</b>	1'32.319		1'34.591	1'33.000	1'32.319	1'32.319						
	ITA	Kawasaki ZX-6R	65	247	25	242	25	243	9	247	6	244		

These data/results cannot be reproduced, stored and/or transmitted in whole or in part by any manner of electronic, mechanical, photocopying, recording, broadcasting or otherwise now known or herein after developed without the previous express consent by the copyright owner, except for reproduction in daily press and regular printed publications on sale to the public within 60 days of the event related to those data/results and always provided that copyright symbol appears together as follows below.

© DORNA WSBK ORGANIZATION Srl 2016



## UK Round, 27-28-29 May 2016

### World Supersport - Best Laps & Speeds

No.	Rider	Nat	Bike	Best Lap		FP1		FP2		FP3		SP1		SP2	
				laps	speed	laps	speed	laps	speed	laps	speed	laps	speed	laps	speed
21	<b>41 WAGNER Aiden</b>	AUS	MV Agusta F3 675	1'32.750		1'32.927		1'32.750		1'34.045		1'34.012			
				54	242	26	240	21	242	4	238	3	238		
22	<b>71 BERGMAN Christoffer</b>	SWE	Honda CBR600RR	1'32.809		1'33.722		1'32.809		1'33.583		1'32.900			
				70	240	26	238	28	239	9	239	7	240		
23	<b>96 ORELLANA Javier</b>	ESP	Honda CBR600RR	1'33.027		1'33.699		1'33.027		1'34.114		1'34.377			
				66	238	27	237	30	236	7	237	2	238		
24	<b>63 KHAIRUDDIN Zufahmi</b>	MAS	Kawasaki ZX-6R	1'33.042		1'34.022		1'33.314		1'33.991		1'33.042			
				62	245	25	245	23	243	8	242	6	243		
25	<b>23 TANGRE Cédric</b>	FRA	Suzuki GSX-R600	1'32.935		1'34.406		1'33.183		1'32.935		1'33.444			
				61	239	25	237	24	238	8	239	4	239		
26	<b>35 HILL Stefan</b>	GBR	Honda CBR600RR	1'33.352		1'34.347		1'33.853		1'35.199		1'33.352			
				64	237	25	231	25	235	8	232	6	237		
27	<b>10 CALERO Nacho</b>	ESP	Kawasaki ZX-6R	1'33.364		1'35.216		1'34.236		1'34.077		1'33.364			
				64	240	23	238	26	239	8	238	7	240		
28	<b>77 RYDE Kyle</b>	GBR	MV Agusta F3 675	1'33.650		1'34.796		1'33.903		1'33.936		1'33.650			
				34	238	5	233	15	233	7	238	7	237		
29	<b>83 EPIS Lachlan</b>	AUS	Kawasaki ZX-6R	1'33.789		1'35.809		1'34.788		1'34.547		1'33.789			
				65	241	25	237	27	238	8	241	5	235		
30	<b>74 VAN SIKKELERUS Jaimie</b>	NED	Yamaha YZF R6	1'33.938		1'34.903		1'34.386		1'34.834		1'33.938			
				72	238	27	237	27	236	9	238	9	238		
31	<b>6 STIRPE Davide</b>	ITA	Kawasaki ZX-6R	1'34.017		1'34.762		1'34.898		1'34.152		1'34.017			
				71	241	28	238	28	238	9	241	6	241		
32	<b>12 GOBBI Christopher</b>	ITA	Yamaha YZF R6	1'34.061		1'35.770		1'34.442		1'34.492		1'34.061			
				59	238	21	234	24	236	7	238	7	238		
33	<b>50 ORTT Braeden</b>	CAN	Honda CBR600RR	1'34.235		1'36.290		1'35.728		1'35.849		1'34.235			
				69	237	25	234	26	233	9	233	9	237		
34	<b>68 SCOTT Glenn</b>	AUS	Honda CBR600RR	1'34.449		1'40.861		1'35.223		1'35.598		1'34.449			
				39	239	4	237	21	239	6	239	8	239		
35	<b>7 LICCIARDI Angelo</b>	BEL	Kawasaki ZX-6R	1'34.781		1'37.094		1'35.931		1'35.260		1'34.781			
				60	237	28	235	17	235	7	235	8	237		

28/05/2016

These data/results cannot be reproduced, stored and/or transmitted in whole or in part by any manner of electronic, mechanical, photocopying, recording, broadcasting or otherwise now known or herein after developed without the previous express consent by the copyright owner, except for reproduction in daily press and regular printed publications on sale to the public within 60 days of the event related to those data/results and always provided that copyright symbol appears together as follows below.

© DORNA WSBK ORGANIZATION Srl 2016

FICR PERUGIA TIMING



Official Tyre Supplier



Official Timekeeper