

UK Round, 27-28-29 May 2016

Superstock 1000 - Results Race

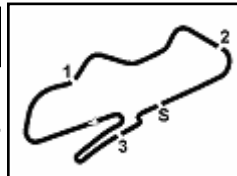
Laps 15 = 60,345 Km - Time Of Race 22'38.497 - Avg. 159,913 km/h

Pos	Race	Grid	No. Rider	Nat	Team	Bike	LL	Gap	Fastest Lap	Speed	Qualifying		Ranking		
											Time	Speed	R	Tot	Pos
1	1	35	R. DE ROSA	ITA	Althea BMW Racing Team	BMW S 1000 RR	15		1'29.800	259,0	1'29.515	262,1	25	82	1
2	3	36	L. MERCADO	ARG	Aruba.it Racing - Junior Team	Ducati Panigale R	15	3.348	1'30.166	260,9	1'30.067	260,9	20	77	2
3	4	94	N. CANEPA	ITA	PATA Yamaha Official Stock Team	Yamaha YZF R1	15	3.990	1'30.112	264,1	1'30.175	263,4	16	20	9
4	5	74	K. CALIA	ITA	Nuova M2 Racing	Aprilia RSV4 RF	15	6.208	1'30.246	262,1	1'30.487	259,6	13	46	4
5	6	12	M. RINALDI	ITA	Aruba.it Racing - Junior Team	Ducati Panigale R	15	10.962	1'30.023	262,1	1'30.668	261,5	11	47	3
6	12	54	T. RAZGATLIOGLU	TUR	Kawasaki Puccetti Racing	Kawasaki ZX-10R	15	17.959	1'30.710	265,4	1'31.298	259,6	10	21	8
7	P2	2	R. TAMBURINI	ITA	Nuova M2 Racing	Aprilia RSV4 RF	15	18.260	1'30.162	265,4	1'29.837	262,8	9	22	7
8	10	16	G. BLACK	GBR	MTM / HS Kawasaki	Kawasaki ZX-10R	15	18.286	1'30.848	258,4	1'31.218	258,4	8	19	11
9	9	77	W. TESSELS	NED	MTM / HS Kawasaki	Kawasaki ZX-10R	15	18.596	1'30.642	256,5	1'31.161	252,9	7	16	12
10	17	82	L. JONES	GBR	Agro On-Benjan-Kawasaki	Kawasaki ZX-10R	15	23.998	1'31.117	259,0	1'31.700	257,8	6	6	21
11	14	4	D. DE BOER	NED	PATA Yamaha Official Stock Team	Yamaha YZF R1	15	26.578	1'31.420	257,1	1'31.474	259,0	5	5	26
12	24	19	J. PUFFE	GER	Agro On-Benjan-Kawasaki	Kawasaki ZX-10R	15	30.675	1'31.700	257,8	1'32.048	257,1	4	4	28
13	13	3	S. SUCHET	SUI	Berclaz Racing by MotoXracing	Yamaha YZF R1	15	30.898	1'30.976	260,9	1'31.355	255,9	3	13	15
14	20	23	C. PONSSON	FRA	Pedercini Racing Kawasaki	Kawasaki ZX-10R	15	32.774	1'31.685	263,4	1'31.848	261,5	2	6	25
15	18	59	A. MANTOVANI	ITA	Guandalini Racing Yamaha	Yamaha YZF R1	15	33.727	1'31.767	258,4	1'31.705	256,5	1	29	5
16	23	69	D. MCFADDEN	RSA	Agro On-Benjan-Kawasaki	Kawasaki ZX-10R	15	34.002	1'31.830	257,8	1'32.003	255,3			
17	22	51	E. VIONNET	SUI	Motos Vionnet	BMW S 1000 RR	15	39.857	1'31.965	261,5	1'31.997	260,9			
18	28	123	L. SALVADORI	ITA	GP Project	Aprilia RSV4 RF	15	45.219	1'32.208	252,9	1'32.575	252,9	10	18	
19	26	47	R. HARTOG	NED	Team Hartog - Jenik - Against Cance	Kawasaki ZX-10R	15	45.264	1'31.897	263,4	1'32.356	257,8	6	23	
20	29	99	F. CAVALLI	ITA	PUNTO MOTO Corse by Clasitaly	Kawasaki ZX-10R	15	46.590	1'32.372	259,6	1'32.582	256,5			
21	27	32	M. MOSER	GER	Triple-M Racing	Ducati Panigale R	15	46.658	1'31.855	251,7	1'32.403	251,2	6	24	
22	30	92	B. LEU	SUI	Leu Racing Team	Yamaha YZF R1	15	47.473	1'32.464	257,8	1'32.892	258,4			
23	19	44	A. TUCCI	ITA	Berclaz Racing by MotoXracing	Yamaha YZF R1	15	49.079	1'32.185	255,3	1'31.719	258,4			
24	34	13	F. SANCHIONI	ITA	PUNTO MOTO Corse by Clasitaly	Kawasaki ZX-10R	15	53.219	1'32.695	254,1	1'33.286	251,7			
25	31	52	G. DUWELZ	BEL	D.K. Racing	BMW S 1000 RR	15	1'13.044	1'33.591	251,7	1'33.067	252,3			
26	36	26	M. SBAIZ	ITA	BWG Racing	Kawasaki ZX-10R	14	1 Lap	1'35.208	250,6	1'35.076	251,7			
-----Not Classified-----															
RET	7	5	M. FACCANI	ITA	Triple-M Racing	Ducati Panigale R	12	3 Laps	1'30.707	260,2	1'30.850	257,8	13	13	
RET	16	43	F. MASSEI	ITA	Team Trasimeno	Yamaha YZF R1	11	4 Laps	1'31.786	260,2	1'31.525	257,1	13	16	
RET	15	58	E. PUSCEDDU	ITA	SK-Racing Team by Barni	Ducati Panigale R	9	6 Laps	1'31.545	254,7	1'31.482	252,9			
RET	33	9	T. FINSTERBUSCH	GER	BCC-Racing Team	Kawasaki ZX-10R	1	14 Laps		257,1	1'33.284	258,4			
RET	35	25	J. HUBNER	SWE	Kawasaki Racing Team Sweden	Kawasaki ZX-10R	0			252,9	1'34.424	254,1			
RET	25	151	T. AMICUCCI	ITA	Berclaz Racing by MotoXracing	Yamaha YZF R1	0			254,7	1'32.125	255,3			
RET	32	91	L. OPPEDISANO	ITA	Saviofficina Racingteam	Kawasaki ZX-10R	0				1'33.083	253,5			
RET	11	11	J. GUARNONI	FRA	Pedercini Racing Kawasaki	Kawasaki ZX-10R	0				1'31.292	259,6	25	6	
RET	8	87	L. MARCONI	ITA	Team Trasimeno	Yamaha YZF R1	0				1'30.909	260,2	8	19	

Start 29/05/2016 13:15 End 13:41 The results are provisional until the end of the time limit for protests and appeals and the completion of the technical checks.

These data/results cannot be reproduced, stored and/or transmitted in whole or in part by any manner of electronic, mechanical, photocopying, recording, broadcasting or otherwise now known or herein after developed without the previous express consent by the copyright owner, except for reproduction in daily press and regular printed publications on sale to the public within 60 days of the event related to those data/results and always provided that copyright symbol appears together as follows below.

© DORNA WSBK ORGANIZATION Srl 2016



UK Round, 27-28-29 May 2016 Superstock 1000 - Results Race

AIR	Humidity:	77%	Temp:	13°C
TRACK	Condition:	Dry	Temp:	27°C

Fastest Lap	3° Raffaele De Rosa	1'29.800	161,278	Km/h
Lap Record:	2015 L.Savadori	1'29.824	161,240	Km/h
Best Lap	2015 R.Tamburini	1'29.449	161,910	Km/h

LAP LEADERS					
No.	Rider	From	To	Laps	Total
35	R. DE ROSA	1	15	15	15

TOTAL LEADER LAPS		
No.	Rider	Laps
35	R. DE ROSA	27
36	L. MERCADO	16
84	R. RUSSO	2
12	M. RINALDI	1

N. 2 (Tamburini R.) has been penalized to drop 2 positions according to art 1.23.2

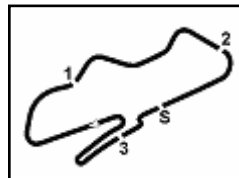
RACE HIGHLIGHTS

13.12.54		Warm-up Lap Start
13.15.40		Start
13.15.47	11 Guarmoni	Crashed - Start Line
13.16.19	87 Marconi	Crashed - Start Line
13.16.42	87 Marconi	Out
13.16.53	11 Guarmoni	Out
13.17.15	151 Amicucci	Crashed - Turn 10
13.17.26	25 Hubner	Crashed - Turn 10
13.17.33	91 Oppedisano	Crashed - Turn 8
13.17.42	91 Oppedisano	Out
13.17.46	151 Amicucci	Out
13.17.51	25 Hubner	Out
13.18.33	9 Finsterbusch	Crashed - Turn 10
13.18.54	9 Finsterbusch	Out
13.19.20		No Jump Start
13.19.36	11 Guarmoni	Medical Center
13.22.17	43 Massei	Must drop 2 positions
13.29.59	58 Pusceddu	Entered Pits
13.31.09	43 Massei	Ride through
13.31.13	58 Pusceddu	Out
13.32.36	43 Massei	Entered Pits
13.34.19	25 Hubner	Medical Center
13.34.23	43 Massei	Out
13.35.20	5 Faccani	Technical Problem - Turn 10
13.35.39	5 Faccani	Out
13.37.31	2 Tamburini	Must Drop 2 Positions
13.40.08		PROVISIONAL RESULTS
13.41.11		FINAL RESULTS
13.41.36		End Of Session

Start 29/05/2016 13:15 End 13:41 The results are provisional until the end of the time limit for protests and appeals and the completion of the technical checks.

These data/results cannot be reproduced, stored and/or transmitted in whole or in part by any manner of electronic, mechanical, photocopying, recording, broadcasting or otherwise now known or herein after developed without the previous express consent by the copyright owner, except for reproduction in daily press and regular printed publications on sale to the public within 60 days of the event related to those data/results and always provided that copyright symbol appears together as follows below.

© DORNA WSBK ORGANIZATION Srl 2016



Donington Park 4.023 m

1 / 3

UK Round, 27-28-29 May 2016

Superstock 1000 - Lap Chart Race

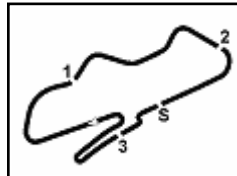
Pos	Lap														
	1	2	3	4	5	6	7	8	9	10	11	12	13	14	15
1	35	35	35	35	35	35	35	35	35	35	35	35	35	35	35
2	36	36	36	36	36	36	36	36	36	36	36	36	36	36	36
3	12	12	12	12	12	12	12	12	12	12	94	94	94	94	94
4	74	74	94	94	94	94	94	94	94	94	12	12	74	74	74
5	94	94	74	74	74	74	74	74	74	74	74	74	12	2	2
6	16	16	16	2	2	2	2	2	2	2	2	2	2	12	12
7	2	2	2	16	16	16	16	16	5	5	5	5	54	54	54
8	5	5	5	5	5	5	5	5	16	16	16	16	16	16	16
9	77	77	77	77	77	77	77	77	54	54	54	54	77	77	77
10	58	54	54	54	54	54	54	54	77	77	77	77	82	82	82
11	54	58	58	82	82	82	82	82	82	82	82	82	4	4	4
12	59	82	82	58	58	4	4	4	4	4	4	4	19	19	19
13	82	59	59	4	4	58	58	19	19	19	19	19	3	3	3
14	4	4	4	59	59	19	19	59	59	59	59	3	23	23	23
15	23	23	19	19	19	59	59	58	43	43	3	59	59	59	59
16	19	19	51	43	43	43	43	43	23	3	23	23	69	69	69
17	51	51	43	51	51	23	23	23	3	23	69	69	51	51	51
18	123	123	23	23	23	51	51	3	69	69	51	51	123	123	123
19	47	43	123	123	47	47	3	51	51	51	123	123	47	47	47
20	69	47	47	47	123	3	69	69	123	123	47	47	99	99	99
21	43	69	69	69	69	69	123	123	47	47	43	99	92	92	32
22	13	13	13	3	3	123	47	47	13	92	99	92	32	32	92
23	99	99	99	13	13	13	13	13	92	99	92	44	44	44	44
24	92	92	3	99	99	92	92	92	99	13	13	13	13	13	13
25	9	3	92	92	92	99	99	99	44	44	44	32	52	52	52
26	3	52	44	44	44	44	44	44	32	32	32	52	26	26	
27	52	44	32	32	32	32	32	52	52	52	26	26			
28	44	32	52	52	52	52	52	52	58	26	26				
29	32	26	26	26	26	26	26	26							
30	26														

Final Result		
1	35 R. DE ROSA	Laps 15
2	36 L. MERCADO	3.348
3	94 N. CANEPA	3.990
4	74 K. CALIA	6.208
5	12 M. RINALDI	10.962
6	54 T. RAZGATLIOGLU	17.959
7	2 R. TAMBURINI	18.260
8	16 G. BLACK	18.286
9	77 W. TESSELS	18.596
10	82 L. JONES	23.998
11	4 D. DE BOER	26.578
12	19 J. PUFFE	30.675
13	3 S. SUCHET	30.898
14	23 C. PONSSON	32.774
15	59 A. MANTOVANI	33.727
16	69 D. MCFADDEN	34.002
17	51 E. VIONNET	39.857
18	123 L. SALVADORI	45.219
19	47 R. HARTOG	45.264
20	99 F. CAVALLI	46.590
21	32 M. MOSER	46.658
22	92 B. LEU	47.473
23	44 A. TUCCI	49.079
24	13 F. SANCHIONI	53.219
25	52 G. DUWELZ	1'13.044
26	26 M. SBAIZ	1 Lap
RET	5 M. FACCANI	3 Laps
RET	43 F. MASSEI	4 Laps
RET	58 E. PUSCEDDU	6 Laps
RET	9 T. FINSTERBUSCH	14 Laps
RET	11 J. GUARNONI	
RET	91 L. OPPERISANO	
RET	151 T. AMICUCCI	
RET	25 J. HUBNER	
RET	87 L. MARCONI	

These data/results cannot be reproduced, stored and/or transmitted in whole or in part by any manner of electronic, mechanical, photocopying, recording, broadcasting or otherwise now known or herein after developed without the previous express consent by the copyright owner, except for reproduction in daily press and regular printed publications on sale to the public within 60 days of the event related to those data/results and always provided that copyright symbol appears together as follows below.

© DORNA WSBK ORGANIZATION Srl 2016





Donington Park 4.023 m

UK Round, 27-28-29 May 2016
Superstock 1000 - Lap Chart Race
2 / 3
Lap 1

1	35 R.De Rosa (ITA)	
2	36 L.Mercado (ARG)	0.395
3	12 M.Rinaldi (ITA)	0.914
4	74 K.Calia (ITA)	1.256
5	94 N.Canepa (ITA)	1.677
6	16 G.Black (GBR)	2.089
7	2 R.Tamburini (ITA)	2.453
8	5 M.Faccani (ITA)	2.930
9	77 W.Tessels (NED)	3.798
10	58 E.Pusceddu (ITA)	4.089
11	54 T.Razgatlioglu (TUR)	4.505
12	59 A.Mantovani (ITA)	4.618
13	82 L.Jones (GBR)	4.915
14	4 D.De Boer (NED)	5.029
15	23 C.Ponsson (FRA)	5.346
16	19 J.Puffe (GER)	5.713
17	51 E.Vionnet (SUI)	6.152
18	123 L.Salvadori (ITA)	6.463
19	47 R.Hartog (NED)	6.663
20	69 D.McFadden (RSA)	6.833
21	43 F.Massei (ITA)	6.951
22	13 F.Sanchioni (ITA)	7.942
23	99 F.Cavalli (ITA)	8.339
24	92 B.Leu (SUI)	8.767
25	9 T.Finsterbuch (GER)	9.223
26	3 S.Suchet (SUI)	10.480
27	52 G.Duwelz (BEL)	11.341
28	44 A.Tucci (ITA)	11.572
29	32 M.Moser (GER)	11.696
30	26 M.Sbaiz (ITA)	13.330

Lap 2

1	35 R.De Rosa (ITA)	
2	36 L.Mercado (ARG)	0.634
3	12 M.Rinaldi (ITA)	0.953
4	74 K.Calia (ITA)	1.565
5	94 N.Canepa (ITA)	1.849
6	16 G.Black (GBR)	2.953
7	2 R.Tamburini (ITA)	3.294
8	5 M.Faccani (ITA)	3.862
9	77 W.Tessels (NED)	5.200
10	54 T.Razgatlioglu (TUR)	5.952
11	58 E.Pusceddu (ITA)	6.420
12	82 L.Jones (GBR)	7.058
13	59 A.Mantovani (ITA)	7.173
14	4 D.De Boer (NED)	7.456
15	23 C.Ponsson (FRA)	7.897
16	19 J.Puffe (GER)	8.189
17	51 E.Vionnet (SUI)	8.305
18	123 L.Salvadori (ITA)	8.687
19	43 F.Massei (ITA)	9.035
20	47 R.Hartog (NED)	9.479
21	69 D.McFadden (RSA)	9.881
22	13 F.Sanchioni (ITA)	10.768
23	99 F.Cavalli (ITA)	12.303
24	92 B.Leu (SUI)	12.492
25	3 S.Suchet (SUI)	13.658
26	52 G.Duwelz (BEL)	15.920
27	44 A.Tucci (ITA)	16.077
28	32 M.Moser (GER)	16.492
29	26 M.Sbaiz (ITA)	21.525

Lap 3

1	35 R.De Rosa (ITA)	
2	36 L.Mercado (ARG)	1.000
3	12 M.Rinaldi (ITA)	1.451
4	94 N.Canepa (ITA)	2.388
5	74 K.Calia (ITA)	2.709
6	16 G.Black (GBR)	4.151
7	2 R.Tamburini (ITA)	4.164
8	5 M.Faccani (ITA)	4.769
9	77 W.Tessels (NED)	6.546
10	54 T.Razgatlioglu (TUR)	7.207
11	58 E.Pusceddu (ITA)	8.165
12	82 L.Jones (GBR)	8.667

13	59 A.Mantovani (ITA)	9.140
14	4 D.De Boer (NED)	9.440
15	19 J.Puffe (GER)	10.459
16	51 E.Vionnet (SUI)	10.819
17	43 F.Massei (ITA)	11.351
18	23 C.Ponsson (FRA)	11.710
19	123 L.Salvadori (ITA)	12.103
20	47 R.Hartog (NED)	12.355
21	69 D.McFadden (RSA)	12.626
22	13 F.Sanchioni (ITA)	13.716
23	99 F.Cavalli (ITA)	15.462
24	3 S.Suchet (SUI)	15.555
25	92 B.Leu (SUI)	16.243
26	44 A.Tucci (ITA)	19.557
27	32 M.Moser (GER)	20.300
28	52 G.Duwelz (BEL)	20.931
29	26 M.Sbaiz (ITA)	30.561

Lap 4

1	35 R.De Rosa (ITA)	
2	36 L.Mercado (ARG)	1.357
3	12 M.Rinaldi (ITA)	1.888
4	94 N.Canepa (ITA)	3.092
5	74 K.Calia (ITA)	3.485
6	2 R.Tamburini (ITA)	4.391
7	16 G.Black (GBR)	5.234
8	5 M.Faccani (ITA)	5.644
9	77 W.Tessels (NED)	7.253
10	54 T.Razgatlioglu (TUR)	8.722
11	82 L.Jones (GBR)	10.099
12	58 E.Pusceddu (ITA)	10.457
13	4 D.De Boer (NED)	10.925
14	59 A.Mantovani (ITA)	11.770
15	19 J.Puffe (GER)	12.827
16	43 F.Massei (ITA)	13.672
17	51 E.Vionnet (SUI)	13.958
18	23 C.Ponsson (FRA)	14.247
19	123 L.Salvadori (ITA)	14.487
20	47 R.Hartog (NED)	14.687
21	69 D.McFadden (RSA)	15.086
22	3 S.Suchet (SUI)	16.948
23	13 F.Sanchioni (ITA)	17.172
24	99 F.Cavalli (ITA)	19.019
25	92 B.Leu (SUI)	19.341
26	44 A.Tucci (ITA)	22.582
27	32 M.Moser (GER)	23.177
28	52 G.Duwelz (BEL)	24.587
29	26 M.Sbaiz (ITA)	36.941

Lap 5

1	35 R.De Rosa (ITA)	
2	36 L.Mercado (ARG)	1.776
3	12 M.Rinaldi (ITA)	2.530
4	94 N.Canepa (ITA)	3.447
5	74 K.Calia (ITA)	3.960
6	2 R.Tamburini (ITA)	4.779
7	16 G.Black (GBR)	6.304
8	5 M.Faccani (ITA)	6.640
9	77 W.Tessels (NED)	8.099
10	54 T.Razgatlioglu (TUR)	9.793
11	82 L.Jones (GBR)	11.639
12	58 E.Pusceddu (ITA)	12.415
13	4 D.De Boer (NED)	12.640
14	59 A.Mantovani (ITA)	14.284
15	19 J.Puffe (GER)	14.646
16	43 F.Massei (ITA)	15.577
17	51 E.Vionnet (SUI)	16.042
18	23 C.Ponsson (FRA)	16.479
19	47 R.Hartog (NED)	16.703
20	123 L.Salvadori (ITA)	16.988
21	69 D.McFadden (RSA)	17.339
22	3 S.Suchet (SUI)	18.043
23	13 F.Sanchioni (ITA)	19.986
24	99 F.Cavalli (ITA)	21.807
25	92 B.Leu (SUI)	22.319
26	44 A.Tucci (ITA)	25.068

27	32 M.Moser (GER)	25.461
28	52 G.Duwelz (BEL)	28.848
29	26 M.Sbaiz (ITA)	42.268

Lap 6

1	35 R.De Rosa (ITA)	
2	36 L.Mercado (ARG)	1.983
3	12 M.Rinaldi (ITA)	2.615
4	94 N.Canepa (ITA)	4.061
5	74 K.Calia (ITA)	4.359
6	2 R.Tamburini (ITA)	5.279
7	16 G.Black (GBR)	7.595
8	5 M.Faccani (ITA)	7.933
9	77 W.Tessels (NED)	9.359
10	54 T.Razgatlioglu (TUR)	10.719
11	82 L.Jones (GBR)	12.622
12	4 D.De Boer (NED)	14.497
13	58 E.Pusceddu (ITA)	15.106
14	19 J.Puffe (GER)	16.465
15	59 A.Mantovani (ITA)	16.663
16	43 F.Massei (ITA)	17.437
17	23 C.Ponsson (FRA)	18.398
18	51 E.Vionnet (SUI)	18.612
19	47 R.Hartog (NED)	18.816
20	3 S.Suchet (SUI)	19.151
21	69 D.McFadden (RSA)	19.488
22	123 L.Salvadori (ITA)	19.800
23	13 F.Sanchioni (ITA)	22.954
24	92 B.Leu (SUI)	25.491
25	99 F.Cavalli (ITA)	25.494
26	44 A.Tucci (ITA)	27.824
27	32 M.Moser (GER)	28.293
28	52 G.Duwelz (BEL)	33.619
29	26 M.Sbaiz (ITA)	48.107

Lap 7

1	35 R.De Rosa (ITA)	
2	36 L.Mercado (ARG)	2.473
3	12 M.Rinaldi (ITA)	3.272
4	94 N.Canepa (ITA)	4.033
5	74 K.Calia (ITA)	4.837
6	2 R.Tamburini (ITA)	5.607
7	16 G.Black (GBR)	8.781
8	5 M.Faccani (ITA)	9.015
9	77 W.Tessels (NED)	10.416
10	54 T.Razgatlioglu (TUR)	11.613
11	82 L.Jones (GBR)	13.944
12	4 D.De Boer (NED)	16.228
13	58 E.Pusceddu (ITA)	17.953
14	19 J.Puffe (GER)	18.232
15	59 A.Mantovani (ITA)	18.710
16	43 F.Massei (ITA)	19.595
17	23 C.Ponsson (FRA)	19.943
18	51 E.Vionnet (SUI)	20.613
19	3 S.Suchet (SUI)	20.915
20	69 D.McFadden (RSA)	21.592
21	123 L.Salvadori (ITA)	22.517
22	47 R.Hartog (NED)	24.079
23	13 F.Sanchioni (ITA)	26.373
24	92 B.Leu (SUI)	28.032
25	99 F.Cavalli (ITA)	28.494
26	44 A.Tucci (ITA)	30.389
27	32 M.Moser (GER)	30.666
28	52 G.Duwelz (BEL)	37.368
29	26 M.Sbaiz (ITA)	54.145

Lap 8

1	35 R.De Rosa (ITA)	
2	36 L.Mercado (ARG)	2.662
3	12 M.Rinaldi (ITA)	3.532
4	94 N.Canepa (ITA)	4.131
5	74 K.Calia (ITA)	4.770
6	2 R.Tamburini (ITA)	6.431
7	16 G.Black (GBR)	10.025
8	5 M.Faccani (ITA)	10.219
9	77 W.Tessels (NED)	11.389

10	54 T.Razgatlioglu (TUR)	12.010
11	82 L.Jones (GBR)	15.117
12	4 D.De Boer (NED)	17.867
13	19 J.Puffe (GER)	20.292
14	59 A.Mantovani (ITA)	21.234
15	58 E.Pusceddu (ITA)	21.406
16	43 F.Massei (ITA)	21.665
17	23 C.Ponsson (FRA)	22.061
18	3 S.Suchet (SUI)	22.349
19	51 E.Vionnet (SUI)	22.666
20	69 D.McFadden (RSA)	23.109
21	123 L.Salvadori (ITA)	24.543
22	47 R.Hartog (NED)	27.007
23	13 F.Sanchioni (ITA)	29.423
24	92 B.Leu (SUI)	30.183
25	99 F.Cavalli (ITA)	30.553
26	44 A.Tucci (ITA)	32.261
27	32 M.Moser (GER)	32.851
28	52 G.Duwelz (BEL)	41.208
29	26 M.Sbaiz (ITA)	1'00.645

Lap 9

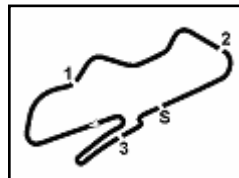
1	35 R.De Rosa (ITA)	
2	36 L.Mercado (ARG)	3.403
3	12 M.Rinaldi (ITA)	4.190
4	94 N.Canepa (ITA)	4.595
5	74 K.Calia (ITA)	5.055
6	2 R.Tamburini (ITA)	7.302
7	5 M.Faccani (ITA)	11.741
8	16 G.Black (GBR)	12.449
9	54 T.Razgatlioglu (TUR)	12.894
10	51 E.Vionnet (SUI)	13.111
11	82 L.Jones (GBR)	16.583
12	4 D.De Boer (NED)	19.608
13	19 J.Puffe (GER)	22.276
14	59 A.Mantovani (ITA)	23.033
15	43 F.Massei (ITA)	24.209
16	23 C.Ponsson (FRA)	24.517
17	3 S.Suchet (SUI)	24.873
18	69 D.McFadden (RSA)	25.023
19	51 E.Vionnet (SUI)	25.397
20	123 L.Salvadori (ITA)	27.331
21	47 R.Hartog (NED)	29.835
22	13 F.Sanchioni (ITA)	33.146
23	92 B.Leu (SUI)	33.376
24	99 F.Cavalli (ITA)	33.669
25	44 A.Tucci (ITA)	35.355
26	32 M.Moser (GER)	35.866
27	52 G.Duwelz (BEL)	45.605
28	58 E.Pusceddu (ITA)	59.305
29	26 M.Sbaiz (ITA)	1'07.130

Lap 10

1	35 R.De Rosa (ITA)	
2	36 L.Mercado (ARG)	3.762
3	12 M.Rinaldi (ITA)	4.603
4	94 N.Canepa (ITA)	4.938
5	74 K.Calia (ITA)	5.697
6	2 R.Tamburini (ITA)	7.747
7	5 M.Faccani (ITA)	12.860
8	16 G.Black (GBR)	13.665
9	54 T.Razgatlioglu (TUR)	13.926
10	77 W.Tessels (NED)	14.412
11	82 L.Jones (GBR)	18.251
12	4 D.De Boer (NED)	21.021
13	19 J.Puffe (GER)	24.426
14	59 A.Mantovani (ITA)	25.261
15	43 F.Massei (ITA)	26.689
16	3 S.Suchet (SUI)	26.854
17	23 C.Ponsson (FRA)	27.111
18	69 D.McFadden (RSA)	27.258
19	51 E.Vionnet (SUI)	28.011
20	123 L.Salvadori (ITA)	29.956
21	47 R.Hartog (NED)	32.480
22	92 B.Leu (SUI)	36.417
23	99 F.Cavalli (ITA)	36.759

These data/results cannot be reproduced, stored and/or transmitted in whole or in part by any manner of electronic, mechanical, photocopying, recording, broadcasting or otherwise now known or herein after developed without the previous express consent by the copyright owner, except for reproduction in daily press and regular printed publications on sale to the public within 60 days of the event related to those data/results and always provided that copyright symbol appears together as follows below.

© DORNA WSBK ORGANIZATION Srl 2016



UK Round, 27-28-29 May 2016

Superstock 1000 - Lap Chart Race

24	13 F. Sanchioni (ITA)	37.325	11	4 D. De Boer (NED)	24.520
25	44 A. Tucci (ITA)	37.576	12	19 J. Puffe (GER)	28.765
26	32 M. Moser (GER)	38.013	13	3 S. Suchet (SUI)	29.645
27	52 G. Duwelz (BEL)	49.598	14	23 C. Ponsson (FRA)	30.829
28	26 M. Sbaiz (ITA)	1'14.212	15	59 A. Mantovani (ITA)	31.052

Lap 11

1	35 R. De Rosa (ITA)		16	69 D. McFadden (RSA)	31.572
2	36 L. Mercado (ARG)	3.955	17	51 E. Vionnet (SUI)	34.969
3	94 N. Canepa (ITA)	4.821	18	123 L. Salvadori (ITA)	39.053
4	12 M. Rinaldi (ITA)	5.219	19	47 R. Hartog (NED)	41.164
5	74 K. Calia (ITA)	5.693	20	99 F. Cavalli (ITA)	43.223
6	2 R. Tamburini (ITA)	7.881	21	92 B. Leu (SUI)	43.576
7	5 M. Faccani (ITA)	13.901	22	32 M. Moser (GER)	44.516
8	16 G. Black (GBR)	14.363	23	44 A. Tucci (ITA)	44.896
9	54 T. Razgatioglu (TUR)	14.578	24	13 F. Sanchioni (ITA)	46.537
10	77 W. Tessels (NED)	15.230	25	52 G. Duwelz (BEL)	1'01.488
11	82 L. Jones (GBR)	19.854	26	26 M. Sbaiz (ITA)	

Lap 14

1	35 R. De Rosa (ITA)		1	35 R. De Rosa (ITA)	
2	36 L. Mercado (ARG)	3.360	2	36 L. Mercado (ARG)	3.360
3	94 N. Canepa (ITA)	4.115	3	94 N. Canepa (ITA)	4.115
4	74 K. Calia (ITA)	5.966	4	74 K. Calia (ITA)	5.966
5	2 R. Tamburini (ITA)	8.382	5	2 R. Tamburini (ITA)	8.382
6	12 M. Rinaldi (ITA)	9.038	6	12 M. Rinaldi (ITA)	9.038
7	54 T. Razgatioglu (TUR)	16.762	7	54 T. Razgatioglu (TUR)	16.762
8	16 G. Black (GBR)	16.948	8	16 G. Black (GBR)	16.948
9	77 W. Tessels (NED)	17.383	9	77 W. Tessels (NED)	17.383
10	82 L. Jones (GBR)	23.123	10	82 L. Jones (GBR)	23.123
11	4 D. De Boer (NED)	25.380	11	4 D. De Boer (NED)	25.380
12	19 J. Puffe (GER)	29.838	12	19 J. Puffe (GER)	29.838
13	3 S. Suchet (SUI)	30.181	13	3 S. Suchet (SUI)	30.181
14	23 C. Ponsson (FRA)	31.497	14	23 C. Ponsson (FRA)	31.497
15	59 A. Mantovani (ITA)	32.524	15	59 A. Mantovani (ITA)	32.524
16	69 D. McFadden (RSA)	32.830	16	69 D. McFadden (RSA)	32.830
17	51 E. Vionnet (SUI)	36.953	17	51 E. Vionnet (SUI)	36.953
18	123 L. Salvadori (ITA)	41.912	18	123 L. Salvadori (ITA)	41.912
19	47 R. Hartog (NED)	43.271	19	47 R. Hartog (NED)	43.271
20	99 F. Cavalli (ITA)	44.682	20	99 F. Cavalli (ITA)	44.682
21	92 B. Leu (SUI)	45.603	21	92 B. Leu (SUI)	45.603
22	32 M. Moser (GER)	45.952	22	32 M. Moser (GER)	45.952
23	44 A. Tucci (ITA)	46.636	23	44 A. Tucci (ITA)	46.636
24	13 F. Sanchioni (ITA)	49.387	24	13 F. Sanchioni (ITA)	49.387
25	52 G. Duwelz (BEL)	1'04.930	25	52 G. Duwelz (BEL)	1'04.930
26	26 M. Sbaiz (ITA)		26	26 M. Sbaiz (ITA)	

Lap 12

1	35 R. De Rosa (ITA)		1	35 R. De Rosa (ITA)	
2	36 L. Mercado (ARG)	3.637	2	36 L. Mercado (ARG)	3.637
3	94 N. Canepa (ITA)	4.650	3	94 N. Canepa (ITA)	4.650
4	12 M. Rinaldi (ITA)	5.731	4	12 M. Rinaldi (ITA)	5.731
5	74 K. Calia (ITA)	5.916	5	74 K. Calia (ITA)	5.916
6	2 R. Tamburini (ITA)	7.980	6	2 R. Tamburini (ITA)	7.980
7	5 M. Faccani (ITA)	14.555	7	5 M. Faccani (ITA)	14.555
8	16 G. Black (GBR)	14.819	8	16 G. Black (GBR)	14.819
9	54 T. Razgatioglu (TUR)	15.362	9	54 T. Razgatioglu (TUR)	15.362
10	77 W. Tessels (NED)	16.036	10	77 W. Tessels (NED)	16.036
11	82 L. Jones (GBR)	21.026	11	82 L. Jones (GBR)	21.026
12	4 D. De Boer (NED)	23.296	12	4 D. De Boer (NED)	23.296
13	19 J. Puffe (GER)	27.281	13	19 J. Puffe (GER)	27.281
14	3 S. Suchet (SUI)	28.856	14	3 S. Suchet (SUI)	28.856
15	59 A. Mantovani (ITA)	29.046	15	59 A. Mantovani (ITA)	29.046
16	23 C. Ponsson (FRA)	29.701	16	23 C. Ponsson (FRA)	29.701
17	69 D. McFadden (RSA)	30.107	17	69 D. McFadden (RSA)	30.107
18	51 E. Vionnet (SUI)	32.384	18	51 E. Vionnet (SUI)	32.384
19	123 L. Salvadori (ITA)	35.915	19	123 L. Salvadori (ITA)	35.915
20	47 R. Hartog (NED)	37.716	20	47 R. Hartog (NED)	37.716
21	99 F. Cavalli (ITA)	41.235	21	99 F. Cavalli (ITA)	41.235
22	92 B. Leu (SUI)	41.548	22	92 B. Leu (SUI)	41.548
23	44 A. Tucci (ITA)	42.055	23	44 A. Tucci (ITA)	42.055
24	13 F. Sanchioni (ITA)	43.184	24	13 F. Sanchioni (ITA)	43.184
25	32 M. Moser (GER)	43.265	25	32 M. Moser (GER)	43.265
26	52 G. Duwelz (BEL)	57.339	26	52 G. Duwelz (BEL)	57.339
27	26 M. Sbaiz (ITA)	1'27.695	27	26 M. Sbaiz (ITA)	1'27.695

Lap 13

1	35 R. De Rosa (ITA)		1	35 R. De Rosa (ITA)	
2	36 L. Mercado (ARG)	3.511	2	36 L. Mercado (ARG)	3.511
3	94 N. Canepa (ITA)	4.602	3	94 N. Canepa (ITA)	4.602
4	74 K. Calia (ITA)	6.620	4	74 K. Calia (ITA)	6.620
5	12 M. Rinaldi (ITA)	7.766	5	12 M. Rinaldi (ITA)	7.766
6	2 R. Tamburini (ITA)	7.904	6	2 R. Tamburini (ITA)	7.904
7	54 T. Razgatioglu (TUR)	15.810	7	54 T. Razgatioglu (TUR)	15.810
8	16 G. Black (GBR)	16.051	8	16 G. Black (GBR)	16.051
9	77 W. Tessels (NED)	16.572	9	77 W. Tessels (NED)	16.572
10	82 L. Jones (GBR)	22.232	10	82 L. Jones (GBR)	22.232

These data/results cannot be reproduced, stored and/or transmitted in whole or in part by any manner of electronic, mechanical, photocopying, recording, broadcasting or otherwise now known or herein after developed without the previous express consent by the copyright owner, except for reproduction in daily press and regular printed publications on sale to the public within 60 days of the event related to those data/results and always provided that copyright symbol appears together as follows below.

© DORNA WSBK ORGANIZATION Srl 2016

UK Round, 27-28-29 May 2016

Superstock 1000 - Best Sector & Speed Race

Results

Pos	Rider	Motorcycle	Laps
1	35 R. DE ROSA	BMW S 1000 RR	15
2	36 L. MERCADO	Ducati Panigale R	3.348
3	94 N. CANEPA	Yamaha YZF R1	3.990
4	74 K. CALIA	Aorilia RS4 RF	6.208
5	12 M. RINALDI	Ducati Panigale R	10.962
6	54 T. RAZGATLIOGLU	Kawasaki ZX-10R	17.959
7	2 R. TAMBURINI	Aorilia RS4 RF	18.260
8	16 G. BLACK	Kawasaki ZX-10R	18.286
9	77 W. TESSELS	Kawasaki ZX-10R	18.596
10	82 L. JONES	Kawasaki ZX-10R	23.998
11	4 D. DE BOER	Yamaha YZF R1	26.578
12	19 J. PUFFE	Kawasaki ZX-10R	30.675
13	3 S. SUCHET	Yamaha YZF R1	30.898
14	23 C. PONSSON	Kawasaki ZX-10R	32.774
15	59 A. MANTOVANI	Yamaha YZF R1	33.727
16	69 D. MCFADDEN	Kawasaki ZX-10R	34.002
17	51 E. VIONNET	BMW S 1000 RR	39.857
18	123 L. SALVADORI	Aorilia RS4 RF	45.219
19	47 R. HARTOG	Kawasaki ZX-10R	45.264
20	99 F. CAVALLI	Kawasaki ZX-10R	46.590
21	32 M. MOSER	Ducati Panigale R	46.658
22	92 B. LEU	Yamaha YZF R1	47.473
23	44 A. TUCCI	Yamaha YZF R1	49.079
24	13 F. SANCHIONI	Kawasaki ZX-10R	53.219
25	52 G. DUWELZ	BMW S 1000 RR	1'13.044
26	26 M. SBAIZ	Kawasaki ZX-10R	1 Lap
RET	5 M. FACCANI	Ducati Panigale R	3 Laps
RET	43 F. MASSEI	Yamaha YZF R1	4 Laps
RET	58 E. PUSCEDDU	Ducati Panigale R	6 Laps
RET	9 T. FINSTERBUSCH	Kawasaki ZX-10R	14 Laps
RET	11 J. GUARNONI	Kawasaki ZX-10R	
RET	91 L. OPPEDISANO	Kawasaki ZX-10R	
RET	151 T. AMICUCCI	Yamaha YZF R1	
RET	25 J. HUBNER	Kawasaki ZX-10R	
RET	87 L. MARCONI	Yamaha YZF R1	

Top Speeds

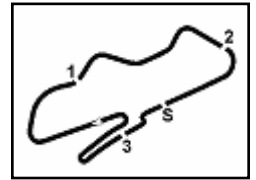
Pos	Rider	Motorcycle	Speed
1	2 R. TAMBURINI	Aprilia RS4 RF	265.4
2	54 T. RAZGATLIOGLU	Kawasaki ZX-10R	265.4
3	94 N. CANEPA	Yamaha YZF R1	264.1
4	23 C. PONSSON	Kawasaki ZX-10R	263.4
5	47 R. HARTOG	Kawasaki ZX-10R	263.4
6	12 M. RINALDI	Ducati Panigale R	262.1
7	74 K. CALIA	Aorilia RS4 RF	262.1
8	51 E. VIONNET	BMW S 1000 RR	261.5
9	36 L. MERCADO	Ducati Panigale R	260.9
10	3 S. SUCHET	Yamaha YZF R1	260.9
11	5 M. FACCANI	Ducati Panigale R	260.2
12	43 F. MASSEI	Yamaha YZF R1	260.2
13	99 F. CAVALLI	Kawasaki ZX-10R	259.6
14	82 L. JONES	Kawasaki ZX-10R	259.0
15	35 R. DE ROSA	BMW S 1000 RR	259.0
16	59 A. MANTOVANI	Yamaha YZF R1	258.4
17	16 G. BLACK	Kawasaki ZX-10R	258.4
18	19 J. PUFFE	Kawasaki ZX-10R	257.8
19	92 B. LEU	Yamaha YZF R1	257.8
20	69 D. MCFADDEN	Kawasaki ZX-10R	257.8
21	9 T. FINSTERBUSCH	Kawasaki ZX-10R	257.1
22	4 D. DE BOER	Yamaha YZF R1	257.1
23	77 W. TESSELS	Kawasaki ZX-10R	256.5
24	44 A. TUCCI	Yamaha YZF R1	255.3
25	58 E. PUSCEDDU	Ducati Panigale R	254.7
26	151 T. AMICUCCI	Yamaha YZF R1	254.7
27	13 F. SANCHIONI	Kawasaki ZX-10R	254.1
28	25 J. HUBNER	Kawasaki ZX-10R	252.9
29	123 L. SALVADORI	Aorilia RS4 RF	252.9
30	52 G. DUWELZ	BMW S 1000 RR	251.7
31	32 M. MOSER	Ducati Panigale R	251.7
32	26 M. SBAIZ	Kawasaki ZX-10R	250.6

Seg. 1			Seg. 2			Seg. 3			Seg. 4			Seg. 5		
1	35 R. DE ROSA	19.208	1	12 M. RINALDI	24.393	1	12 M. RINALDI	11.377	1	74 K. CALIA	10.741	1	35 R. DE ROSA	23.307
2	12 M. RINALDI	19.237	2	35 R. DE ROSA	24.449	2	74 K. CALIA	11.397	2	94 N. CANEPA	10.833	2	5 M. FACCANI	23.466
3	3 S. SUCHET	19.296	3	2 R. TAMBURINI	24.526	3	4 D. DE BOER	11.442	3	54 T. RAZGATLIOGLU	10.853	3	36 L. MERCADO	23.492
4	94 N. CANEPA	19.300	4	16 G. BLACK	24.577	4	94 N. CANEPA	11.460	4	2 R. TAMBURINI	10.948	4	94 N. CANEPA	23.568
5	74 K. CALIA	19.331	5	36 L. MERCADO	24.601	5	16 G. BLACK	11.485	5	36 L. MERCADO	10.970	5	2 R. TAMBURINI	23.615
6	77 W. TESSELS	19.369	6	74 K. CALIA	24.609	6	2 R. TAMBURINI	11.486	6	12 M. RINALDI	10.982	6	12 M. RINALDI	23.618
7	36 L. MERCADO	19.382	7	77 W. TESSELS	24.612	7	35 R. DE ROSA	11.489	7	35 R. DE ROSA	10.999	7	82 L. JONES	23.700
8	16 G. BLACK	19.418	8	5 M. FACCANI	24.615	8	77 W. TESSELS	11.494	8	16 G. BLACK	11.074	8	74 K. CALIA	23.701
9	5 M. FACCANI	19.427	9	94 N. CANEPA	24.656	9	43 F. MASSEI	11.539	9	77 W. TESSELS	11.079	9	16 G. BLACK	23.742
10	2 R. TAMBURINI	19.476	10	54 T. RAZGATLIOGLU	24.812	10	47 R. HARTOG	11.540	10	43 F. MASSEI	11.084	10	54 T. RAZGATLIOGLU	23.757
11	82 L. JONES	19.503	11	59 A. MANTOVANI	24.865	11	36 L. MERCADO	11.557	11	3 S. SUCHET	11.098	11	3 S. SUCHET	23.798
12	4 D. DE BOER	19.526	12	58 E. PUSCEDDU	24.888	12	82 L. JONES	11.572	12	51 E. VIONNET	11.114	12	77 W. TESSELS	23.866
13	32 M. MOSER	19.542	13	82 L. JONES	24.900	13	54 T. RAZGATLIOGLU	11.576	13	123 L. SALVADORI	11.131	13	59 A. MANTOVANI	23.868
14	54 T. RAZGATLIOGLU	19.552	14	3 S. SUCHET	24.947	14	5 M. FACCANI	11.584	14	82 L. JONES	11.132	14	43 F. MASSEI	23.890
15	19 J. PUFFE	19.564	15	19 J. PUFFE	24.992	15	59 A. MANTOVANI	11.602	15	5 M. FACCANI	11.134	15	123 L. SALVADORI	23.906
16	43 F. MASSEI	19.616	16	43 F. MASSEI	25.025	16	3 S. SUCHET	11.604	16	23 C. PONSSON	11.150	16	44 A. TUCCI	23.923
17	58 E. PUSCEDDU	19.651	17	69 D. MCFADDEN	25.025	17	19 J. PUFFE	11.610	17	47 R. HARTOG	11.173	17	58 E. PUSCEDDU	23.933
18	69 D. MCFADDEN	19.661	18	23 C. PONSSON	25.031	18	23 C. PONSSON	11.619	18	4 D. DE BOER	11.201	18	23 C. PONSSON	23.946
19	92 B. LEU	19.681	19	32 M. MOSER	25.037	19	92 B. LEU	11.623	19	19 J. PUFFE	11.205	19	4 D. DE BOER	23.959
20	23 C. PONSSON	19.697	20	4 D. DE BOER	25.039	20	69 D. MCFADDEN	11.634	20	58 E. PUSCEDDU	11.227	20	69 D. MCFADDEN	23.985
21	44 A. TUCCI	19.700	21	47 R. HARTOG	25.122	21	58 E. PUSCEDDU	11.642	21	69 D. MCFADDEN	11.275	21	51 E. VIONNET	23.994
22	13 F. SANCHIONI	19.701	22	51 E. VIONNET	25.134	22	51 E. VIONNET	11.699	22	99 F. CAVALLI	11.308	22	19 J. PUFFE	24.030
23	59 A. MANTOVANI	19.718	23	99 F. CAVALLI	25.164	23	32 M. MOSER	11.699	23	32 M. MOSER	11.314	23	47 R. HARTOG	24.045
24	51 E. VIONNET	19.730	24	123 L. SALVADORI	25.193	24	151 T. AMICUCCI	11.705	24	44 A. TUCCI	11.330	24	99 F. CAVALLI	24.056
25	123 L. SALVADORI	19.774	25	13 F. SANCHIONI	25.271	25	99 F. CAVALLI	11.724	25	13 F. SANCHIONI	11.407	25	92 B. LEU	24.121
26	47 R. HARTOG	19.777	26	44 A. TUCCI	25.275	26	13 F. SANCHIONI	11.733	26	59 A. MANTOVANI	11.465	26	32 M. MOSER	24.150
27	99 F. CAVALLI	19.863	27	52 G. DUWELZ	25.300	27	44 A. TUCCI	11.756	27	92 B. LEU	11.469	27	13 F. SANCHIONI	24.281
28	52 G. DUWELZ	19.964	28	92 B. LEU	25.308	28	52 G. DUWELZ	11.773	28	52 G. DUWELZ	11.654	28	9 T. FINSTERBUSCH	24.416
29	9 T. FINSTERBUSCH	20.124	29	9 T. FINSTERBUSCH	25.536	29	123 L. SALVADORI	11.778	29	26 M. SBAIZ	12.165	29	52 G. DUWELZ	24.549
30	26 M. SBAIZ	20.237	30	26 M. SBAIZ	25.834	30	26 M. SBAIZ	11.892	30	9 T. FINSTERBUSCH	12.551	30	26 M. SBAIZ	24.841
31	151 T. AMICUCCI	26.043	31	151 T. AMICUCCI	26.307	31	9 T. FINSTERBUSCH	11.912						
32	91 L. OPPEDISANO	26.625	32	91 L. OPPEDISANO	26.535	32	25 J. HUBNER	11.998						
33	25 J. HUBNER	27.513	33	25 J. HUBNER	26.900									

29/05/2016

These data/results cannot be reproduced, stored and/or transmitted in whole or in part by any manner of electronic, mechanical, photocopying, recording, broadcasting or otherwise now known or herein after developed without the previous express consent by the copyright owner, except for reproduction in daily press and regular printed publications on sale to the public within 60 days of the event related to those data/results and always provided that copyright symbol appears together as follows below.

© DORNA WSSK ORGANIZATION Srl 2016



UK Round, 27-28-29 May 2016

Superstock 1000 - Chronological Analysis Race

Start at 13:15'28.573

Donington Park 4.023 m

1 / 4

35 R. DE ROSA (1'29.800)								
Lap	Seg. 1	Seg. 2	Seg. 3	Seg. 4	Seg. 5	Lap Time	km/h	Local Time
1	22.277	24.804	11.507	11.039	23.507	1'33.134	255.3	13:17'01.707
2	19.209	24.449	11.535	11.248	23.543	1'29.984	256.5	13:18'31.691
3	19.367	24.580	11.525	11.021	23.307	1'29.800	259.0	13:20'01.491
4	19.208	24.610	11.595	11.046	23.476	1'29.935	253.5	13:21'31.426
5	19.278	24.728	11.489	10.999	23.387	1'29.881	259.0	13:23'01.307
6	19.315	24.676	11.568	11.164	23.411	1'30.134	251.7	13:24'31.441
7	19.319	24.699	11.549	11.146	23.427	1'30.140	255.9	13:26'01.581
8	19.394	24.702	11.602	11.095	23.520	1'30.313	251.2	13:27'31.894
9	19.341	24.628	11.666	11.104	23.450	1'30.189	254.7	13:29'02.083
10	19.365	24.701	11.602	11.059	23.506	1'30.233	255.9	13:30'32.316
11	19.430	24.754	11.712	11.176	23.553	1'30.625	248.3	13:32'02.941
12	19.567	24.810	11.668	11.228	23.665	1'30.938	253.5	13:33'33.879
13	19.420	24.912	11.666	11.270	23.663	1'30.931	252.3	13:35'04.810
14	19.490	24.892	11.757	11.252	23.720	1'31.111	251.2	13:36'35.921
15	19.534	24.933	11.722	11.190	23.770	1'31.149	251.7	13:38'07.070

36 L. MERCADO (1'30.166)								
Lap	Seg. 1	Seg. 2	Seg. 3	Seg. 4	Seg. 5	Lap Time	km/h	Local Time
1	22.426	24.839	11.650	11.017	23.597	1'33.529	260.9	13:17'02.102
2	19.400	24.701	11.557	11.095	23.570	1'30.223	260.9	13:18'32.325
3	19.393	24.601	11.618	11.062	23.492	1'30.166	259.0	13:20'02.491
4	19.382	24.666	11.687	11.033	23.524	1'30.292	259.0	13:21'32.783
5	19.504	24.676	11.629	10.970	23.521	1'30.300	260.2	13:23'03.083
6	19.406	24.657	11.624	11.059	23.595	1'30.341	259.0	13:24'33.424
7	19.469	24.855	11.627	11.036	23.643	1'30.630	258.4	13:26'04.054
8	19.552	24.646	11.707	11.036	23.561	1'30.502	257.8	13:27'34.556
9	19.614	24.847	11.696	11.184	23.589	1'30.930	256.5	13:29'05.486
10	19.438	24.757	11.684	11.103	23.610	1'30.592	257.1	13:30'36.078
11	19.488	24.996	11.840	10.976	23.518	1'30.818	256.5	13:32'06.896
12	19.474	24.814	11.770	10.981	23.581	1'30.620	256.5	13:33'37.516
13	19.511	24.707	11.848	11.091	23.648	1'30.805	254.1	13:35'08.321
14	19.576	24.891	11.753	11.096	23.644	1'30.960	256.5	13:36'39.281
15	19.588	24.936	11.722	11.128	23.763	1'31.137	256.5	13:38'10.418

94 N. CANEPA (1'30.112)								
Lap	Seg. 1	Seg. 2	Seg. 3	Seg. 4	Seg. 5	Lap Time	km/h	Local Time
1	23.262	25.190	11.596	11.088	23.675	1'34.811	264.1	13:17'03.384
2	19.300	24.656	11.460	11.042	23.698	1'30.156	262.8	13:18'33.540
3	19.320	24.791	11.548	10.980	23.700	1'30.339	262.1	13:20'03.879
4	19.405	24.928	11.601	11.002	23.703	1'30.639	257.1	13:21'34.518
5	19.364	24.769	11.600	10.902	23.601	1'30.236	262.8	13:23'04.754
6	19.400	24.906	11.628	11.027	23.787	1'30.748	259.0	13:24'35.502
7	19.367	24.759	11.580	10.838	23.568	1'30.112	262.1	13:26'05.614
8	19.402	24.746	11.668	10.833	23.762	1'30.411	263.4	13:27'36.025
9	19.387	24.825	11.650	11.010	23.781	1'30.653	262.1	13:29'06.678
10	19.516	24.749	11.634	10.903	23.774	1'30.576	264.1	13:30'37.254
11	19.333	24.912	11.595	11.049	23.619	1'30.508	262.1	13:32'07.762
12	19.525	24.911	11.690	10.924	23.717	1'30.767	259.6	13:33'38.529
13	19.593	24.755	11.797	10.984	23.754	1'30.883	260.2	13:35'09.412
14	19.577	24.850	11.581	10.953	23.663	1'30.624	260.9	13:36'40.036
15	19.487	24.844	11.641	11.035	24.017	1'31.024	260.2	13:38'11.060

74 K. CALIA (1'30.246)								
Lap	Seg. 1	Seg. 2	Seg. 3	Seg. 4	Seg. 5	Lap Time	km/h	Local Time
1	22.687	25.006	11.578	10.993	24.126	1'34.390	260.9	13:17'02.963
2	19.445	24.609	11.397	10.981	23.861	1'30.293	262.1	13:18'33.256
3	19.446	25.333	11.485	10.974	23.706	1'30.944	259.0	13:20'04.200
4	19.331	24.897	11.519	11.114	23.850	1'30.711	257.8	13:21'34.911
5	19.395	24.793	11.514	10.921	23.733	1'30.356	259.0	13:23'05.267
6	19.584	24.640	11.521	11.018	23.770	1'30.533	260.9	13:24'35.800
7	19.573	24.803	11.564	10.890	23.788	1'30.618	262.1	13:26'06.418
8	19.407	24.677	11.575	10.763	23.824	1'30.246	258.4	13:27'36.664
9	19.389	24.735	11.568	10.880	23.902	1'30.474	259.0	13:29'07.138
10	19.579	24.836	11.596	11.018	23.846	1'30.875	258.4	13:30'38.013
11	19.404	24.932	11.663	10.767	23.855	1'30.621	254.7	13:32'08.634
12	19.619	24.864	11.634	10.903	24.141	1'31.161	260.9	13:33'39.795
13	20.358	24.999	11.730	10.807	23.741	1'31.635	254.1	13:35'11.430
14	19.544	24.732	11.739	10.741	23.701	1'30.457	258.4	13:36'41.887
15	19.586	25.320	11.710	10.962	23.813	1'31.391	254.7	13:38'13.278

12 M. RINALDI (1'30.023)								
Lap	Seg. 1	Seg. 2	Seg. 3	Seg. 4	Seg. 5	Lap Time	km/h	Local Time
1	23.038	24.797	11.533	10.995	23.685	1'34.048	262.1	13:17'02.621
2	19.420	24.393	11.377	11.094	23.739	1'30.023	261.5	13:18'32.644
3	19.237	24.711	11.560	11.172	23.618	1'30.298	253.5	13:20'02.942

P = Pits In/Out - C = Lap-Time Cancelled

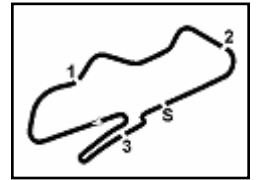
These data/results cannot be reproduced, stored and/or transmitted in whole or in part by any manner of electronic, mechanical, photocopying, recording, broadcasting or otherwise now known or herein after developed without the previous express consent by the copyright owner, except for reproduction in daily press and regular printed publications on sale to the public within 60 days of the event related to those data/results and always provided that copyright symbol appears together as follows below.

© DORNA WSBK ORGANIZATION Srl 2016

4	19.324	24.543	11.583	11.208	23.714	1'30.372	250.6	13:21'33.314
5	19.446	24.638	11.558	10.982	23.899	1'30.523	261.5	13:23'03.837
6	19.338	24.608	11.633	10.990	23.650	1'30.219	260.2	13:24'34.056
7	19.357	24.891	11.660	11.100	23.789	1'30.797	259.6	13:26'04.853
8	19.436	24.657	11.646	11.030	23.804	1'30.573	257.8	13:27'35.426
9	19.494	24.772	11.730	11.074	23.777	1'30.847	256.5	13:29'06.273
10	19.483	24.727	11.670	11.020	23.746	1'30.646	257.8	13:30'36.919
11	19.426	24.765	11.711	11.091	24.248	1'31.241	257.8	13:32'08.160
12	19.724	24.808	11.776	11.056	24.086	1'31.450	259.0	13:33'39.610
13	20.420	25.444	11.823	11.125	24.154	1'32.966	254.7	13:35'12.576
14	19.942	24.902	11.865	11.488	24.186	1'32.383	247.1	13:36'44.959
15	19.810	25.114	11.853	11.221	25.075	1'33.073	252.9	13:38'18.032

54 T. RAZGATLIOGLU (1'30.710)								
Lap	Seg. 1	Seg. 2	Seg. 3	Seg. 4	Seg. 5	Lap Time	km/h	Local Time
1	23.955	25.600	11.576	11.257	25.251	1'37.639	265.4	13:17'06.212
2	19.706	25.111	11.625	11.019	23.970	1'31.431	256.5	13:18'37.643
3	19.722	24.928	11.632	10.937	23.836	1'31.055	260.9	13:20'08.698
4	19.704	24.991	11.645	11.172	23.938	1'31.450	259.0	13:21'40.148
5	19.684	24.914	11.627	10.896	23.831	1'30.952	258.4	13:23'11.100
6	19.775	24.812	11.640	10.897	23.936	1'31.060	259.0	13:24'42.160
7	19.786	24.873	11.644	10.951	23.780	1'31.034	255.9	13:26'13.194
8	19.568	24.823	11.628	10.934	23.757	1'30.710	258.4	13:27'43.904
9	19.552	25.009	11.667	10.962	23.883	1'31.073	259.0	13:29'14.977
10	19.628	25.109	11.620	10.853	24.055	1'31.265	260.2	13:30'46.242
11	19.670	24.981	11.688	10.918	24.020	1'31.277	259.0	13:32'17.519
12	19.721	24.997	11.667	11.431	23.906	1'31.722	257.1	13:33'49.241
13	19.654	24.924	11.689	11.161	23.951	1'31.379	256.5	13:35'20.620
14	19.641	25.492	11.701	11.213	24.016	1'32.063	254.1	13:36'52.683
15	19.788	25.702	11.660	11.195	24.001	1'32.346	255.9	13:38'25.029

2 R. TAMBURINI (1'30.162)								
Lap	Seg. 1	Seg. 2	Seg. 3	Seg. 4	Seg. 5	Lap Time	km/h	Local Time
1	23.164	25.766	11.580	11.073	24.004	1'35.587	260.9	13:17'04.160
2	19.695	24.655	11.486	11.072	23.917	1'30.825	260.9	13:18'34.985
3	19.548	24.626	11.486	11.017	23.993	1'30.670	260.9	13:20'05.655
4	19.513	24.526	11.538	10.970	23.615	1'30.162	262.8	13:21'35.817
5	19.522	24.538	11.505	10.953	23.751	1'30.269	265.4	13:23'06.086
6	19.722	24.653	11.491	10.954	23.814	1'30.634	264.1	13:24'36.720
7	19.476	24.688	11.508	10.973	23.			



UK Round, 27-28-29 May 2016

Superstock 1000 - Chronological Analysis Race

Donington Park 4.023 m

Start at 13:15'28.573

2 / 4

Lap	Seg. 1	Seg. 2	Seg. 3	Seg. 4	Seg. 5	Lap Time	km/h	Local Time
10	19.556	25.156	11.717	11.199	23.906	1'31.534	253.5	13:30'46.728
11	19.547	24.941	11.651	11.265	24.039	1'31.443	253.5	13:32'18.171
12	19.697	24.962	11.823	11.341	23.921	1'31.744	250.6	13:33'49.915
13	19.670	24.698	11.667	11.225	24.207	1'31.467	250.0	13:35'21.382
14	19.518	25.248	11.669	11.375	24.112	1'31.922	252.3	13:36'53.304
15	19.598	25.495	11.710	11.281	24.278	1'32.362	251.7	13:38'25.666

82 L. JONES (1'31.117)								
Lap	Seg. 1	Seg. 2	Seg. 3	Seg. 4	Seg. 5	Lap Time	km/h	Local Time
1	24.247	25.466	11.572	11.291	25.473	1'38.049	257.8	13:17'06.622
2	19.794	25.150	11.604	11.497	24.082	1'32.127	259.0	13:18'38.749
3	19.525	24.900	11.644	11.329	24.011	1'31.409	256.5	13:20'10.158
4	19.531	25.075	11.714	11.250	23.797	1'31.367	254.1	13:21'41.525
5	19.558	25.109	11.678	11.132	23.944	1'31.421	256.5	13:23'12.946
6	19.503	25.013	11.664	11.190	23.747	1'31.117	252.3	13:24'44.063
7	19.559	25.060	11.657	11.251	23.935	1'31.462	253.5	13:26'15.525
8	19.625	25.109	11.804	11.248	23.700	1'31.486	248.3	13:27'47.011
9	19.629	25.112	11.881	11.276	23.757	1'31.655	250.0	13:29'18.666
10	19.657	25.294	11.756	11.189	24.005	1'31.901	246.6	13:30'50.567
11	19.888	25.313	11.786	11.244	23.997	1'32.228	248.8	13:32'22.795
12	19.719	25.075	11.910	11.402	24.004	1'32.110	247.7	13:33'54.905
13	19.781	25.230	11.877	11.324	23.925	1'32.137	245.5	13:35'27.042
14	19.721	25.326	11.868	11.278	23.809	1'32.002	249.4	13:36'59.044
15	19.818	25.171	11.830	11.313	23.892	1'32.024	248.8	13:38'31.068

4 D. DE BOER (1'31.420)								
Lap	Seg. 1	Seg. 2	Seg. 3	Seg. 4	Seg. 5	Lap Time	km/h	Local Time
1	24.817	25.660	11.548	11.461	24.677	1'38.163	250.6	13:17'06.736
2	19.810	25.289	11.442	11.554	24.316	1'32.411	250.6	13:18'39.147
3	19.608	25.047	11.480	11.571	24.078	1'31.784	248.3	13:20'10.931
4	19.583	25.080	11.597	11.201	23.959	1'31.420	256.5	13:21'42.351
5	19.526	25.086	11.526	11.445	24.013	1'31.596	248.3	13:23'13.947
6	19.744	25.352	11.569	11.243	24.083	1'31.991	257.1	13:24'45.938
7	19.798	25.070	11.617	11.286	24.100	1'31.871	256.5	13:26'17.809
8	19.594	25.179	11.674	11.388	24.117	1'31.952	252.9	13:27'49.761
9	19.733	25.111	11.716	11.388	23.982	1'31.930	252.3	13:29'21.691
10	19.556	25.039	11.648	11.309	24.094	1'31.646	254.7	13:30'53.337
11	19.694	25.194	11.734	11.239	24.141	1'32.002	252.3	13:32'25.399
12	19.696	25.050	11.692	11.258	24.140	1'31.836	253.5	13:33'57.175
13	19.682	25.081	11.739	11.481	24.172	1'32.155	252.3	13:35'29.330
14	19.650	25.296	11.667	11.385	23.973	1'31.971	252.3	13:37'01.301
15	19.649	25.259	11.686	11.443	24.310	1'32.347	252.9	13:38'33.648

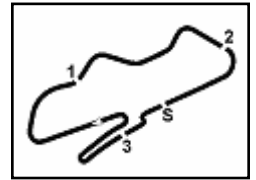
19 J. PUFFE (1'31.700)								
Lap	Seg. 1	Seg. 2	Seg. 3	Seg. 4	Seg. 5	Lap Time	km/h	Local Time
1	25.267	25.906	11.641	11.342	24.691	1'38.847	251.7	13:17'07.420
2	19.714	25.200	11.622	11.534	24.390	1'32.460	257.8	13:18'39.880
3	19.564	25.264	11.646	11.447	24.149	1'32.070	254.7	13:20'11.950
4	19.708	25.296	11.699	11.391	24.209	1'32.303	252.3	13:21'44.253
5	19.598	24.992	11.748	11.242	24.120	1'31.700	255.3	13:23'15.953
6	19.725	25.020	11.648	11.346	24.214	1'31.953	254.7	13:24'47.906
7	19.654	24.992	11.610	11.385	24.266	1'31.907	254.7	13:26'19.813
8	19.826	25.125	11.755	11.378	24.289	1'32.373	251.7	13:27'52.186
9	19.770	25.131	11.788	11.342	24.142	1'32.173	253.5	13:29'24.359
10	19.702	25.330	11.910	11.224	24.217	1'32.383	253.5	13:30'56.742
11	19.776	25.267	11.797	11.205	24.164	1'32.209	252.9	13:32'28.951
12	19.816	25.186	11.799	11.378	24.030	1'32.209	251.2	13:34'01.160
13	19.645	25.310	11.862	11.472	24.126	1'32.415	248.8	13:35'33.575
14	19.736	25.217	11.761	11.350	24.120	1'32.184	250.0	13:37'05.759
15	19.689	25.111	11.814	11.298	24.074	1'31.986	251.7	13:38'37.745

3 S. SUCHET (1'30.976)								
Lap	Seg. 1	Seg. 2	Seg. 3	Seg. 4	Seg. 5	Lap Time	km/h	Local Time
1	28.034	26.112	12.132	13.196	24.140	1'43.614	254.1	13:17'12.187
2	19.373	25.061	12.041	12.805	23.882	1'33.162	258.4	13:18'45.349
3	19.296	25.444	11.645	11.355	23.957	1'31.697	254.7	13:20'17.046
4	19.532	24.947	11.664	11.271	23.914	1'31.328	255.3	13:21'48.374
5	19.334	25.043	11.604	11.098	23.897	1'30.976	259.0	13:23'19.350
6	19.374	24.986	11.604	11.247	24.031	1'31.242	258.4	13:24'50.592
7	19.678	25.142	11.638	11.299	24.147	1'31.904	260.9	13:26'22.496
8	19.632	25.305	11.704	11.243	23.863	1'31.747	260.2	13:27'54.243
9	19.819	25.202	11.900	11.291	24.501	1'32.713	254.1	13:29'26.956
10	19.696	25.199	11.653	11.207	24.459	1'32.214	260.9	13:30'59.170
11	19.623	25.064	11.775	11.287	23.798	1'31.547	250.0	13:32'30.717
12	19.680	25.031	11.677	11.559	24.071	1'32.018	254.1	13:34'02.735
13	19.697	25.034	11.819	11.267	23.903	1'31.720	250.0	13:35'34.455
14	19.674	25.182	11.671	11.197	23.923	1'31.647	251.2	13:37'06.102
15	19.578	25.037	11.749	11.375	24.127	1'31.866	255.3	13:38'37.968

23 C. PONSSON (1'31.685)								
Lap	Seg. 1	Seg. 2	Seg. 3	Seg. 4	Seg. 5	Lap Time	km/h	Local Time
1	25.094	25.783	11.690	11.313	24.600	1'38.480	260.2	13:17'07.053
2	19.879	25.228	11.702	11.468	24.258	1'32.535	260.2	13:18'39.588
3	19.697	26.363	11.759	11.563	24.231	1'33.613	256.5	13:20'13.201
4	19.729	25.178	11.619	11.352	24.594	1'32.472	260.2	13:21'45.673
5	19.815	25.186	11.629	11.185	24.298	1'32.113	263.4	13:23'17.786
6	19.805	25.136	11.797	11.202	24.113	1'32.053	262.1	13:24'49.839
7	19.701	25.094	11.697	11.150	24.043	1'31.685	257.8	13:26'21.524
8	19.804	25.061	11.741	11.503	24.322	1'32.431	260.2	13:27'53.955
9	20.024	25.194	11.787	11.341	24.299	1'32.645	257.8	13:29'26.600
10	19.892	25.204	11.742	11.478	24.511	1'32.827	260.2	13:30'59.427
11	19.782	25.375	11.715	11.379	23.987	1'32.238	260.2	13:32'31.665
12	19.845	25.031	11.844	11.249	23.946	1'31.915	254.1	13:34'03.580
13	19.814	25.042	11.712	11.381	24.110	1'32.059	258.4	13:35'35.639
14	19.800	25.041	11.742	11.201	23.995	1'31.779	257.1	13:37'07.418
15	19.898	25.232	11.881	11.193	24.222	1'32.426	252.3	13:38'39.844

59 A. MANTOVANI (1'31.767)								
Lap	Seg. 1	Seg. 2	Seg. 3	Seg. 4	Seg. 5	Lap Time	km/h	Local Time
1	24.448	25.803	11.713	11.465	24.323	1'37.752	256.5	13:17'06.325
2	19.945	25.021	11.721	11.478	24.374	1'32.539	248.8	13:18'38.864
3	19.809	24.865	11.602	11.623	23.868	1'31.767	253.5	13:20'10.631
4	19.777	25.318	11.793	11.541	24.136	1'32.565	254.1	13:21'43.196
5	19.875	25.167	11.657	11.575	24.121	1'32.395	258.4	13:23'15.591
6	19.742	25.026	11.700	11.547	24.498	1'32.513	252.3	13:24'48.104
7	19.718	24.944	11.880	11.517	24.128	1'32.187	252.9	13:26'20.291
8	19.771	25.391	11.854	11.613	24.208	1'32.837	247.7	13:27'53.128
9	19.758	24.974	11.687	11.564	24.015	1'31.988	255.3	13:29'25.116
10	19.742	25.022	11.917	11.567	24.213	1'32.461	253.5	13:30'57.577
11	19.877	25.069	11.815	11.563	24.209	1'32.533	253.5	13:32'30.110
12	19.720	25.185	11.912	11.756	24.242	1'32.815	248.3	13:34'02.925
13	19.889	25.087	11.811	11.718	24.432	1'32.937	246.0	13:35'35.862
14	19.780	25.188	11.760	11.710	24.145	1'32.583	251.2	13:37'08.445
15	19.837	25.041	11.740	11.563	24.171	1'32.352	254.7	13:38'40.797

69 D. MCFADDEN (1'31.830)								
Lap	Seg. 1	Seg. 2	Seg. 3	Seg. 4	Seg. 5	Lap Time	km/h	Local Time
1	25.808	26.287	11.745	11.516	24.611	1'39.967	250.6	13:17'08.540
2	20.050	25.648	11.634	11.510	24.190	1'33.032	245.5	13:18'41.572
3	19.717							



UK Round, 27-28-29 May 2016

Superstock 1000 - Chronological Analysis Race

Donington Park 4.023 m

Start at 13:15'28.573

3 / 4

4	19.774	25.352	11.779	11.131	24.283	1'32.319	250.0	13:21'45.913
5	20.209	25.295	11.795	11.177	23.906	1'32.382	252.9	13:23'18.295
6	19.879	25.247	11.831	11.764	24.225	1'32.946	252.9	13:24'51.241
7	19.959	25.773	11.842	11.315	23.968	1'32.857	249.4	13:26'24.098
8	20.007	25.193	11.904	11.221	24.014	1'32.339	251.2	13:27'56.437
9	20.375	25.476	11.876	11.181	24.069	1'32.977	243.8	13:29'29.414
10	20.096	25.462	11.907	11.323	24.070	1'32.858	247.7	13:31'02.272
11	20.243	25.626	12.066	11.435	24.280	1'33.650	244.9	13:32'35.922
12	20.386	25.682	12.137	11.534	24.133	1'33.872	244.3	13:34'09.794
13	20.394	25.597	12.091	11.659	24.328	1'34.069	244.3	13:35'43.863
14	20.316	25.786	12.026	11.404	24.438	1'33.970	243.2	13:37'17.833
15	20.554	25.911	12.067	11.443	24.481	1'34.456	243.8	13:38'52.289

11	19.980	25.610	12.036	11.740	24.251	1'33.617	239.5	13:32'42.350
12	19.889	25.674	11.645	11.582	24.287	1'33.077	255.3	13:34'15.427
13	19.867	25.438	11.796	11.695	24.163	1'32.959	251.2	13:35'48.386
14	20.176	25.640	11.732	11.469	24.121	1'33.138	254.7	13:37'21.524
15	19.794	25.794	11.742	11.542	24.147	1'33.019	252.9	13:38'54.543

47 R. HARTOG (1'31.897)

Lap	Seg. 1	Seg. 2	Seg. 3	Seg. 4	Seg. 5	Lap Time	km/h	Local Time
1	25.416	26.062	11.665	11.324	25.330	1'39.797	260.2	13:17'08.370
2	19.908	25.474	11.639	11.390	24.389	1'32.800	259.6	13:18'41.170
3	19.777	25.264	11.708	11.506	24.421	1'32.676	258.4	13:20'13.846
4	19.795	25.283	11.660	11.484	24.045	1'32.267	257.1	13:21'46.113
5	19.777	25.276	11.572	11.173	24.099	1'31.897	260.9	13:23'18.010
6	19.846	25.122	11.625	11.392	24.262	1'32.247	259.6	13:24'50.257
7	19.836	25.573	11.540	14.189	24.265	1'35.403	263.4	13:26'25.660
8	19.962	25.632	11.950	11.646	24.051	1'33.241	256.5	13:27'58.901
9	19.911	25.497	11.673	11.758	24.178	1'33.017	257.9	13:29'31.918
10	19.936	25.434	11.685	11.625	24.198	1'32.872	251.7	13:31'04.796
11	20.248	25.908	11.951	11.395	24.104	1'33.606	248.8	13:32'38.402
12	20.141	25.701	11.783	11.502	24.066	1'33.193	252.9	13:34'11.595
13	20.406	25.926	11.827	11.825	24.395	1'34.379	250.6	13:35'45.974
14	20.006	25.819	11.817	11.430	24.146	1'33.218	251.7	13:37'19.192
15	20.291	25.338	11.758	11.527	24.228	1'33.142	252.3	13:38'52.334

44 A. TUCCI (1'32.185)

Lap	Seg. 1	Seg. 2	Seg. 3	Seg. 4	Seg. 5	Lap Time	km/h	Local Time
1	27.362	26.257	12.462	13.836	24.789	1'44.706	247.1	13:17'13.279
2	20.510	25.294	11.928	12.477	24.280	1'34.489	242.7	13:18'47.768
3	20.039	25.543	11.969	11.593	24.136	1'33.280	252.3	13:20'21.048
4	19.984	25.612	11.933	11.453	23.978	1'32.960	252.9	13:21'54.008
5	19.798	25.410	11.820	11.333	24.006	1'32.367	253.5	13:23'26.375
6	19.974	25.550	11.775	11.620	23.971	1'32.890	252.3	13:24'59.265
7	19.877	25.591	11.756	11.378	24.103	1'32.705	255.3	13:26'31.970
8	19.716	25.275	11.793	11.478	23.923	1'32.185	252.9	13:28'04.155
9	19.700	26.137	11.861	11.512	24.073	1'33.283	250.6	13:29'37.438
10	19.762	25.414	11.759	11.423	24.096	1'32.454	252.9	13:31'09.892
11	19.956	25.688	11.845	11.330	24.375	1'33.194	251.7	13:32'43.086
12	19.950	25.438	11.911	11.432	24.117	1'32.848	249.4	13:34'15.934
13	19.947	25.553	11.930	11.674	24.668	1'33.772	240.0	13:35'49.706
14	19.999	25.419	11.866	11.541	24.026	1'32.851	252.3	13:37'22.557
15	19.829	25.724	12.014	11.538	24.487	1'33.592	250.6	13:38'56.149

99 F. CAVALLI (1'32.372)

Lap	Seg. 1	Seg. 2	Seg. 3	Seg. 4	Seg. 5	Lap Time	km/h	Local Time
1	26.256	26.768	11.877	11.735	24.837	1'41.473	259.6	13:17'10.046
2	20.659	25.637	11.736	11.618	24.298	1'33.948	255.3	13:18'43.994
3	20.032	25.352	11.857	11.473	24.245	1'32.959	252.9	13:20'16.953
4	20.131	25.392	11.927	11.688	24.354	1'33.492	255.9	13:21'50.445
5	19.984	25.315	11.752	11.329	24.289	1'32.669	257.8	13:23'23.114
6	19.958	25.664	11.797	11.423	24.979	1'33.821	255.3	13:24'56.935
7	20.117	25.212	11.724	11.547	24.540	1'33.140	255.3	13:26'30.075
8	19.936	25.164	11.778	11.308	24.186	1'32.372	254.7	13:28'02.447
9	19.872	25.527	11.807	11.451	24.648	1'33.305	246.0	13:29'35.752
10	19.946	25.680	11.867	11.431	24.399	1'33.323	240.5	13:31'09.075
11	19.917	25.356	11.974	11.461	24.309	1'33.217	248.8	13:32'42.092
12	20.032	25.368	11.883	11.422	24.317	1'33.022	249.4	13:34'15.114
13	19.940	25.453	11.899	11.420	24.207	1'33.919	251.2	13:35'48.033
14	19.863	25.486	11.802	11.363	24.056	1'32.570	252.3	13:37'20.603
15	20.240	25.259	11.869	11.411	24.278	1'33.057	251.2	13:38'53.660

13 F. SANCHIONI (1'32.695)

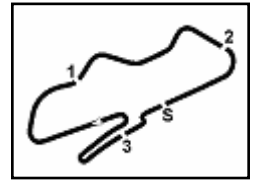
Lap	Seg. 1	Seg. 2	Seg. 3	Seg. 4	Seg. 5	Lap Time	km/h	Local Time
1	25.833	26.994	11.792	11.970	24.487	1'41.076	253.5	13:17'09.649
2	19.831	25.271	11.733	11.633	24.342	1'32.810	254.1	13:18'42.459
3	19.701	25.412	11.739	11.430	24.466	1'32.748	252.9	13:20'15.207
4	20.036	25.368	11.753	11.699	24.535	1'33.391	250.6	13:21'48.598
5	19.752	25.448	11.750	11.407	24.338	1'32.695	254.1	13:23'21.293
6	19.853	25.451	11.916	11.431	24.451	1'33.102	249.4	13:24'54.395
7	19.991	25.617	11.860	11.555	24.536	1'33.559	248.3	13:26'27.954
8	20.117	25.575	11.914	11.476	24.281	1'33.363	249.4	13:28'01.317
9	20.076	25.867	12.035	11.415	24.519	1'33.912	245.5	13:29'35.229
10	20.021	26.168	12.170	11.597	24.456	1'34.412	248.3	13:31'09.641
11	19.891	25.575	11.842	11.450	24.521	1'33.279	247.1	13:32'42.920
12	20.371	25.662	11.876	11.536	24.698	1'34.143	250.0	13:34'17.063
13	20.389	25.681	11.940	11.711	24.563	1'34.284	249.4	13:35'51.347
14	20.172	25.739	12.023	11.537	24.490	1'33.961	245.5	13:37'25.308
15	20.406	26.161	12.042	11.658	24.714	1'34.981	243.2	13:39'00.289

32 M. MOSER (1'31.855)

Lap	Seg. 1	Seg. 2	Seg. 3	Seg. 4	Seg. 5	Lap Time	km/h	Local Time
1	26.895	26.588	12.539	13.543	25.265	1'44.830	248.3	13:17'13.403
2	19.933	25.392	11.757	13.092	24.606	1'34.780	243.2	13:18'48.183
3	20.057	25.726	11.772	11.798	24.255	1'33.608	246.0	13:20'21.791
4	19.565	25.595	11.798	11.612	24.242	1'32.812	243.8	13:21'54.603
5	19.674	25.252	11.699	11.328	24.212	1'32.165	247.1	13:23'26.768
6	19.864	25.721	11.799	11.333	24.249	1'32.966	246.6	13:24'59.734
7	19.647	25.566	11.722	11.428	24.150	1'32.513	248.8	13:26'32.247
8	19.770	25.344	11.754	11.369	24.261	1'32.498	250.0	13:28'04.745
9	19.822	25.770	11.732	11.406	24.474	1'33.014	243.8	13:29'37.949
10	19.655	25.235	11.728	11.368	24.394	1'32.380	244.3	13:31'10.329
11	19.704	25.655	11.872	11.314	24.531	1'33.076	244.9	13:32'43.405
12	19.931	25.825	11.708	11.590	24.685	1'33.739	251.7	13:34'17.144
13	19.684	25.037	11.740	11.524	24.197	1'32.182	240.5	13:35'49.326
14	19.553	25.485	11.929	11.344	24.236	1'32.547	248.8	13:37'21.873
15	19.542	25.048	11.733	11.337	24.195	1'31.855	248.3	13:38'53.728

52 G. DUWELZ (1'33.591)

Lap	Seg. 1	Seg. 2	Seg. 3	Seg. 4	Seg. 5	Lap Time	km/h	Local Time
1	27.247	26.744	12.405	13.295	24.784	1'44.475	237.9	13:17'13.048
2	20.072	25.410	11.849	12.323	24.909	1'34.563	246.6	13:18'47.611
3	20.513	25.570	11.859	11.903	24.966	1'34.811	247.7	13:20'22.422
4	20.155	25.300	11.841	11.692	24.603	1'33.591	251.7	13:21'56.013
5	19.973	25.627	11.773	11.830	24.939	1'34.142	250.0	13:23'30.155
6	20.195	25.738	12.067	11.887	25.018	1'34.905	243.2	13:25'05.060
7	19.964	25.569	11.890	11.729	24.737	1'33.889	247.1	13:26'38.949
8	20.101	25.627	12.028	11.654	24.743	1'34.153	242.7	13:28'13.102
9	20.410	25.739	11.988	11.900	24.549	1'34.586	235.3	13:29'47.688
10	20.150							



UK Round, 27-28-29 May 2016

Superstock 1000 - Chronological Analysis Race

Start at 13:15'28.573

5 M. FACCANI (1'30.707)

Lap	Seg. 1	Seg. 2	Seg. 3	Seg. 4	Seg. 5	Lap Time	km/h	Local Time
1	23.792	25.366	11.584	11.232	24.090	1'36.064	260.2	13:17'04.637
2	19.436	24.685	11.604	11.414	23.777	1'30.916	258.4	13:18'35.553
3	19.427	24.659	11.595	11.328	23.698	1'30.707	255.9	13:20'06.260
4	19.533	24.661	11.588	11.322	23.706	1'30.810	259.0	13:21'37.070
5	19.494	24.615	11.627	11.241	23.900	1'30.877	260.2	13:23'07.947
6	19.636	24.982	11.650	11.396	23.763	1'31.427	259.0	13:24'39.374
7	19.642	24.732	11.706	11.257	23.885	1'31.222	252.9	13:26'10.596
8	19.742	24.912	11.760	11.341	23.762	1'31.517	250.0	13:27'42.113
9	19.878	25.415	11.818	11.134	23.466	1'31.711	250.6	13:29'13.824
10	19.720	24.886	11.791	11.253	23.702	1'31.352	249.4	13:30'45.176
11	19.704	24.882	11.959	11.166	23.955	1'31.666	252.3	13:32'16.842
12	19.669	25.109	11.911	11.151	23.752	1'31.592	252.3	13:33'48.434

43 F. MASSEI (1'31.786)

Lap	Seg. 1	Seg. 2	Seg. 3	Seg. 4	Seg. 5	Lap Time	km/h	Local Time
1	26.133	26.374	11.631	11.301	24.646	1'40.085	259.0	13:17'08.658
2	20.034	25.236	11.539	11.369	23.890	1'32.068	260.2	13:18'40.726
3	19.616	25.401	11.713	11.334	24.052	1'32.116	254.7	13:20'12.842
4	19.690	25.311	11.692	11.355	24.208	1'32.256	257.8	13:21'45.098
5	19.838	25.035	11.567	11.084	24.262	1'31.786	257.8	13:23'16.884
6	19.697	25.025	11.660	11.299	24.313	1'31.994	252.3	13:24'48.878
7	19.780	25.250	11.734	11.281	24.253	1'32.298	255.3	13:26'21.176
8	19.874	25.149	11.713	11.286	24.361	1'32.383	252.3	13:27'53.559
9	20.092	25.046	11.777	11.491	24.327	1'32.733	250.6	13:29'26.292
10	19.908	25.282	11.783	11.244	24.496	1'32.713	255.3	13:30'59.005
11	20.049	25.368	11.802	11.722	31.345	1'40.286 P	253.5	13:32'39.291

58 E. PUSCEDDU (1'31.545)

Lap	Seg. 1	Seg. 2	Seg. 3	Seg. 4	Seg. 5	Lap Time	km/h	Local Time
1	24.361	25.691	11.668	11.312	24.191	1'37.223 P	254.7	13:17'05.796
2	20.275	25.141	11.642	11.259	23.998	1'32.315	253.5	13:18'38.111
3	19.651	24.888	11.709	11.364	23.933	1'31.545	246.0	13:20'09.656
4	19.774	25.171	11.824	11.227	24.231	1'32.227	251.2	13:21'41.883
5	19.703	25.102	11.706	11.321	24.007	1'31.839	251.2	13:23'13.722
6	19.847	25.301	11.771	11.528	24.378	1'32.825	246.6	13:24'46.547
7	20.072	25.458	11.873	11.491	24.093	1'32.987	245.5	13:26'19.534
8	20.220	25.595	11.924	11.502	24.525	1'33.766	247.1	13:27'53.300
9	24.834	35.278	14.932	14.715	38.329	2'08.088 P	166.2	13:30'01.388

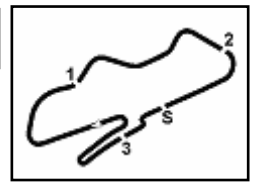
9 T. FINSTERBUSCH (40'39.999)

Lap	Seg. 1	Seg. 2	Seg. 3	Seg. 4	Seg. 5	Lap Time	km/h	Local Time
1	26.736	26.606	12.048	12.551	24.416	1'42.357 P	257.1	13:17'10.930

P = Pits In/Out - C = Lap-Time Cancelled

These data/results cannot be reproduced, stored and/or transmitted in whole or in part by any manner of electronic, mechanical, photocopying, recording, broadcasting or otherwise now known or herein after developed without the previous express consent by the copyright owner, except for reproduction in daily press and regular printed publications on sale to the public within 60 days of the event related to those data/results and always provided that copyright symbol appears together as follows below.

© DORNA WSBK ORGANIZATION Srl 2016



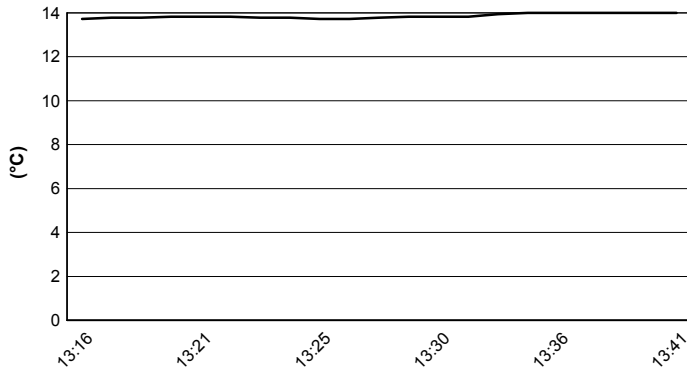
Donington Park 4.023 m

UK Round, 27-28-29 May 2016

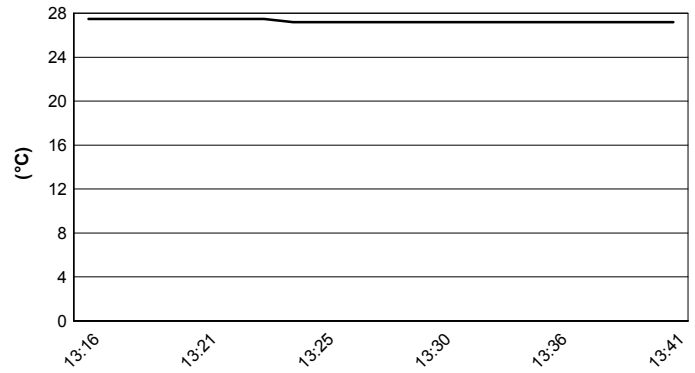
Superstock 1000 - Weather Report Race

Session started 13:15 Session ended 13:41

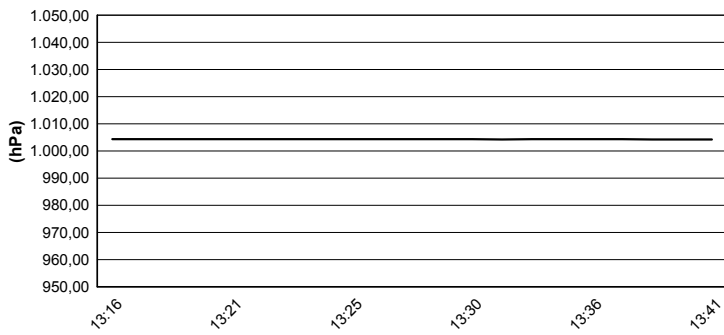
Air Temperature



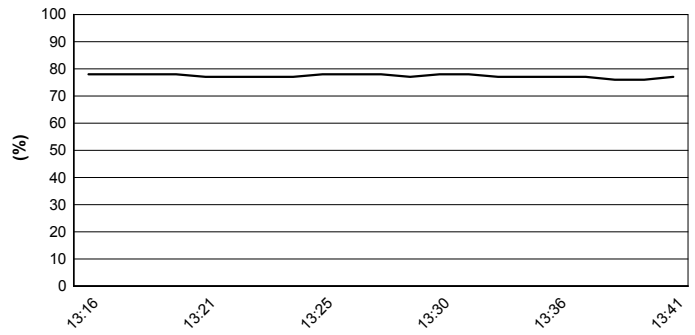
Track Temperature



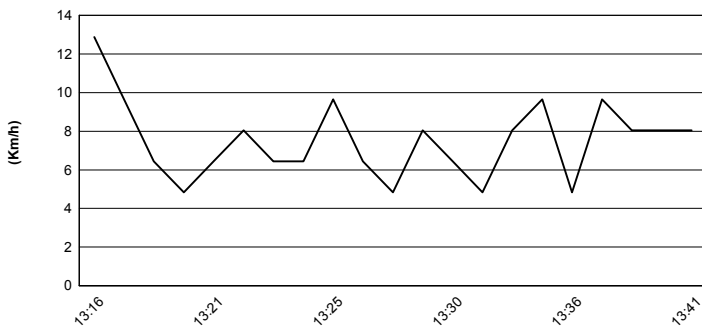
Air Pressure



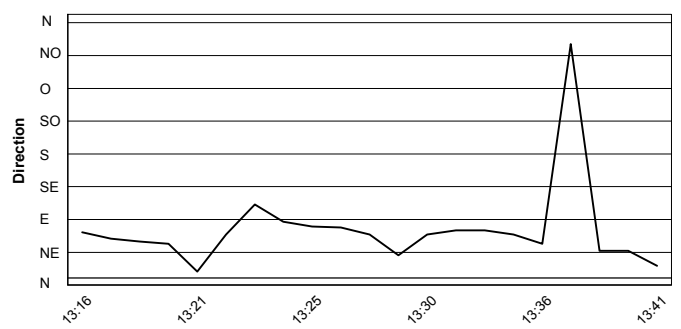
Humidity



Wind Speed

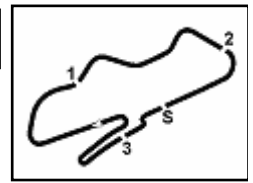


Wind Direction



These data/results cannot be reproduced, stored and/or transmitted in whole or in part by any manner of electronic, mechanical, photocopying, recording, broadcasting or otherwise now known or herein after developed without the previous express consent by the copyright owner, except for reproduction in daily press and regular printed publications on sale to the public within 60 days of the event related to those data/results and always provided that copyright symbol appears together as follows below.
© DORNA WSBK ORGANIZATION Srl 2016





UK Round, 27-28-29 May 2016

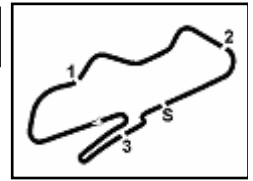
Superstock 1000 - Championship Standings

Points	Points From First	Points From Previous	April 3	April 17	May 1	May 29	June 19	September 18	October 2	October 16									
			ARAGON	ASSEN	IMOLA	DONINGTON PARK	MISANO	LAUSITZRING	MAGNY-COURS	JEREZ									
1 DE ROSA Raffaele (ITA)	82		16 3	25 1	16 1	25 1													
2 MERCADO Leandro (ARG)	77	5	25 1	7 3	25 1	20 2													
3 RINALDI Michael Ruben (ITA)	47	35	30 2	16 2		11 3													
4 CALIA Kevin (ITA)	46	36	1 6	3 6	20 4	13 4													
5 MANTOVANI Andrea (ITA)	29	53	17 7	9 4	11 5	8 5	1 5												
6 GUARNONI Jeremy (FRA)	25	57	4	20 4	5 6	6 6													
7 TAMBURINI Roberto (ITA)	22	60	3		13 8	9 7													
8 RAZGATLIOGLU Toprak (TUR)	21	61	1		11 12	10 8													
9 CANEPA Niccolò (ITA)	20	62	1		4 24	16 9													
10 VITALI Luca (ITA)	19	63	1 11	5 11	4 7	10 10													
11 BLACK Gregg (GBR)	19	63	0		8 13	3 12	8 10												
12 TESSELS Wayne (NED)	16	66	3		9 11	7 17	12 12												
13 FACCANI Marco (ITA)	13	69	3		13 6	8 13													
14 RUSSO Riccardo (ITA)	13	69	0	13 4	6 6	8 13													
15 SUCHET Sebastien (SUI)	13	69	0	1 15	9 22	3 15	13 13												
16 MASSEI Fabio (ITA)	13	69	0	6 10	7 16	8 13													
17 MARINO Florian (FRA)	11	71	2		11 5	12 9	17 17												
18 SALVADORI Luca (ITA)	10	72	1		10 10	15 15	18 18												
19 MARCONI Luca (ITA)	8	74	2	8 8	13 13	18 18	19 19												
20 SCHEIB Maximilian (CHI)	7	75	1		7 9	19 19	20 20												
21 JONES Luke (GBR)	6	76	1				6 21												
22 FERRARI Matteo (ITA)	6	76	0			6 20	21 21												
23 HARTOG Rob (NED)	6	76	0		6 16	20 20	21 21												
24 MOSER Marc (GER)	6	76	0		5 18	1 20	21 21												

First Line: Championship Standings - Second Line: Ranking Progression

These data/results cannot be reproduced, stored and/or transmitted in whole or in part by any manner of electronic, mechanical, photocopying, recording, broadcasting or otherwise now known or herein after developed without the previous express consent by the copyright owner, except for reproduction in daily press and regular printed publications on sale to the public within 60 days of the event related to those data/results and always provided that copyright symbol appears together as follows below.

© DORNA WSBK ORGANIZATION Srl 2016



Donington Park 4.023 m

UK Round, 27-28-29 May 2016

Superstock 1000 - Championship Standings

2 / 2

	Points	Points From First	Points From Previous	April 3 ARAGON	April 17 ASSEN	May 1 IMOLA	May 29 DONINGTON PARK	June 19 MISANO	September 18 LAUSITZRING	October 2 MAGNY-COURS	October 16 JEREZ							
25 PONSSON Christophe (FRA)	6	76	0	2 14	2 19	24	2 21											
26 DE BOER Danny (NED)	5	77	1				5 26											
27 ANDREOZZI Alessandro (ITA)	5	77	0	3 13	21	2 23	26											
28 PUFFE Julian (GER)	4	78	1				4 28											
29 STARING Bryan (AUS)	4	78	0	4 12	19	24	28											
30 MERCANDELLI Roberto (ITA)	1	81	3		1 22	27	30											

First Line: Championship Standings - Second Line: Ranking Progression

These data/results cannot be reproduced, stored and/or transmitted in whole or in part by any manner of electronic, mechanical, photocopying, recording, broadcasting or otherwise now known or herein after developed without the previous express consent by the copyright owner, except for reproduction in daily press and regular printed publications on sale to the public within 60 days of the event related to those data/results and always provided that copyright symbol appears together as follows below.

© DORNA WSBK ORGANIZATION Srl 2016

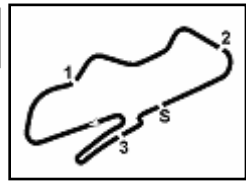
PIRELLI PERUGIA TIMING



Official Tyre Supplier



Official Timekeeper



Donington Park 4.023 m

UK Round, 27-28-29 May 2016

Superstock 1000 - Manufacturers Standings

	Points	Points From First	Points From Previous	April 3 ARAGON	April 17 ASSEN	May 1 IMOLA	May 29 DONINGTON PARK	June 19 MISANO	September 18 LAUSITZRING	October 2 MAGNY-COURS	October 16 JEREZ							
1 DUCATI	86			25 1	16 1	25 1	20 1											
2 BMW	82	4		16 2	25 1	16 2	25 2											
3 APRILIA	53	33	29	10 4	10 5	20 3	13 3											
4 YAMAHA	49	37	4	13 3	11 3	9 5	16 4											
5 KAWASAKI	45	41	4	4 5	20 3	11 4	10 5											

First Line: Championship Standings - Second Line: Ranking Progression

These data/results cannot be reproduced, stored and/or transmitted in whole or in part by any manner of electronic, mechanical, photocopying, recording, broadcasting or otherwise now known or herein after developed without the previous express consent by the copyright owner, except for reproduction in daily press and regular printed publications on sale to the public within 60 days of the event related to those data/results and always provided that copyright symbol appears together as follows below.

© DORNA WSBK ORGANIZATION Srl 2016

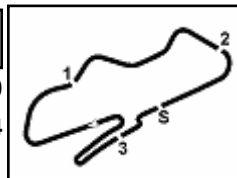
PIRELLI PERUGIA TIMING



Official Tyre Supplier



Official Timekeeper



Donington Park 4.023 m

UK Round, 27-28-29 May 2016

Superstock 1000 - Race Winners

	2013	2014	2015	2016
01 MotorLand Aragon	Barrier S. (Fra) Bmw	Mercado L. (Arg) Duc	Tamburini R. (Ita) Bmw	Mercado L. (Arg) Duc
02 TT Circuit Assen	La Marra E. (Ita) Duc	Valk K. (Ned) Kaw	Savadori L. (Ita) Apr	De Rosa R. (Ita) Bmw
03 Imola Circuit	Barrier S. (Fra) Bmw	Jezek O. (Cze) Duc	Savadori L. (Ita) Apr	Mercado L. (Arg) Duc
04 Donington Park			Savadori L. (Ita) Apr	De Rosa R. (Ita) Bmw
05 Misano World Circuit		Savadori L. (Ita) Kaw	Savadori L. (Ita) Apr	
07 Circuit de Nevers	Guarnoni J. (Fra) Kaw	Lussiana M. (Fra) Kaw	Guarnoni J. (Fra) Yam	
08 Circuito de Jerez	Guarnoni J. (Fra) Kaw	Mercado L. (Arg) Duc	Tamburini R. (Ita) Bmw	

2016

- 2 R. De Rosa
- 2 L. Mercado

ALL TIMES

- | | | | |
|----------------|--------------------|----------------|--------------|
| 11 A. Badovini | 4 D. Petrucci | 1 V. Scatola | 1 M. Pirro |
| 10 S. Barrier | 4 J. Guarnoni | 1 F. Capriotti | 1 L. Zanetti |
| 8 X. Simeon | 3 W. Tortoroglio | 1 J. Morley | 1 K. Valk |
| 8 L. Savadori | 3 C. Burns | 1 G. Mason | |
| 7 J. Ellison | 3 D. Van Keymeulen | 1 C. Vermeulen | |
| 7 M. Berger | 3 R. Chiarello | 1 D. Tosolini | |
| 7 C. Corti | 3 B. Staring | 1 M. Heckles | |
| 5 G. Vizziello | 3 R. Tamburini | 1 L. Mauri | |
| 5 A. Polita | 2 D. Jefferies | 1 C. Coxhell | |
| 5 L. Mercado | 2 K. Harris | 1 I. Sala | |
| 4 V. Iannuzzo | 2 K. Sofuoglu | 1 M. Bauer | |
| 4 L. Alfonsi | 2 M. Baiocco | 1 M. Laverty | |
| 4 D. Oliver | 2 L. Scassa | 1 M. Smrz | |
| 4 L. Lanzi | 2 N. Canepa | 1 M. Roccoli | |
| 4 M. Fabrizio | 2 E. La Marra | 1 O. Jezek | |
| 4 D. Giugliano | 2 R. De Rosa | 1 M. Lussiana | |
| 4 B. Roberts | | 1 M. Aitchison | |

These data/results cannot be reproduced, stored and/or transmitted in whole or in part by any manner of electronic, mechanical, photocopying, recording, broadcasting or otherwise now known or herein after developed without the previous express consent by the copyright owner, except for reproduction in daily press and regular printed publications on sale to the public within 60 days of the event related to those data/results and always provided that copyright symbol appears together as follows below.

© DORNA WSBK ORGANIZATION Srl 2016