

German Round, 16-17-18 September 2016 World Superbike - Results Race 1

Laps 21 = 89,565 Km - Time Of Race 34'20.100 - Avg. 156,514 km/h

Lausitzring 4.265 m

1 / 2

Pos	Race	Grid	No. Rider	Nat	Team	Bike	LL	Gap	Fastest Lap	Speed	Qualifying		Ranking		
											Time	Speed	R1	R2	Tot
1	1	7	C. DAVIES	GBR	Aruba.it Racing - Ducati	Ducati Panigale R	21		1'37.357	282,8	1'37.883	282,0	25	285	3
2	2	66	T. SYKES	GBR	Kawasaki Racing Team	Kawasaki ZX-10R	21	10.561	1'37.909	283,5	1'38.008	281,3	20	342	2
3	3	69	N. HAYDEN	USA	Honda World Superbike Team	Honda CBR1000RR SP	21	11.536	1'37.965	283,5	1'38.875	279,1	16	189	6
4	5	81	J. TORRES	ESP	Allthea BMW Racing Team	BMW S1000 RR	21	12.493	1'37.892	288,1	1'39.220	285,0	13	168	7
5	7	2	L. CAMIER	GBR	MV Agusta Reparto Corse	MV Agusta 1000 F4	21	12.965	1'37.972	281,3	1'39.525	274,8	11	121	8
6	10	60	M. VAN DER MARK	NED	Honda World Superbike Team	Honda CBR1000RR SP	21	18.863	1'38.123	283,5	1'40.399	279,1	10	195	4
7	8	34	D. GIUGLIANO	ITA	Aruba.it Racing - Ducati	Ducati Panigale R	21	18.970	1'38.265	279,1	1'39.729	279,8	9	194	5
8	12	22	A. LOWES	GBR	Pata Yamaha Official WorldSBK Team	Yamaha YZF R1	21	27.395	1'38.254	281,3	0.000		8	102	11
9	9	50	S. GUINTOLI	FRA	Pata Yamaha Official WorldSBK Team	Yamaha YZF R1	21	33.221	1'38.805	279,8	1'39.786	282,0	7	65	13
10	13	12	X. FORÉS	ESP	Barni Racing Team	Ducati Panigale R	21	33.459	1'38.582	277,7	1'46.973	274,1	6	103	10
11	16	13	A. WEST	AUS	Pedercini Racing	Kawasaki ZX-10R	21	46.665	1'39.489	282,0	1'48.448	270,7	5	55	17
12	18	15	A. DE ANGELIS	RSM	IodaRacing Team	Aprilia RSV4 RF	21	1'02.000	1'39.771	285,8	1'49.945	285,0	4	60	15
13	15	40	R. RAMOS	ESP	Team GoEleven	Kawasaki ZX-10R	21	1'05.734	1'39.915	281,3	1'47.776	273,4	3	63	14
14	17	25	J. BROOKES	AUS	Milwaukee BMW	BMW S1000 RR	21	1'05.890	1'40.203	280,6	1'48.616	266,7	2	60	16
15	19	99	L. SCASSA	ITA	VFT Racing	Ducati Panigale R	21	1'14.908	1'40.209	274,8	1'50.132	267,3	1	4	25
16	14	9	D. SCHMITTER	SUI	Grillini Racing Team	Kawasaki ZX-10R	21	1'24.523	1'41.026	274,1	1'47.040	274,1		5	24
17	21	119	P. SZKOPEK	POL	Team Tóth	Yamaha YZF R1	21	1'33.495	1'40.961	272,1	1'51.870	257,1		1	30
18	23	56	P. SEBESTYÉN	HUN	Team Tóth	Yamaha YZF R1	20	1 Lap	1'41.768	269,3	1'52.356	260,8			
19	20	4	G. VIZZIELLO	ITA	Grillini Racing Team	Kawasaki ZX-10R	20	1 Lap	1'41.563	277,0	1'51.418	262,7			
-----Not Classified-----															
RET	24	11	S. AL SULAITI	QAT	Pedercini Racing	Kawasaki ZX-10R	17	4 Laps	1'41.895	269,3	1'54.203	245,9		1	29
RET	11	21	M. REITERBERGER	GER	Althea BMW Racing Team	BMW S1000 RR	8	13 Laps	1'38.235	286,6	1'41.583	283,5		68	12
RET	4	32	L. SAVADORI	ITA	IodaRacing Team	Aprilia RSV4 RF	7	14 Laps	1'37.640	282,0	1'39.208	282,8		110	9
RET	6	1	J. REA	GBR	Kawasaki Racing Team	Kawasaki ZX-10R	7	14 Laps	1'37.811	281,3	1'39.421	281,3		368	1
RET	22	17	K. ABRAHAM	CZE	Milwaukee BMW	BMW S1000 RR	1	20 Laps			1'52.074	253,4		32	18

AIR	Humidity:	69%	Temp:	20°C
TRACK	Condition:	Dry	Temp:	28°C

Fastest Lap	2° Chaz Davies	1'37.357	157,708	Km/h
Lap Record:	2007 N.Haga	1'38.622	155,690	Km/h
Best Lap	2016 L.Savadori	1'37.449	157,560	Km/h

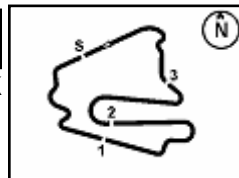
LAP LEADERS				
No. Rider	From	To	Laps	Total
7 C. DAVIES	1	21	21	21

TOTAL LEADER LAPS				
No. Rider	Laps			
66 T. SYKES	143	22 A. LOWES		1
7 C. DAVIES	110	44 L. MAHIAS		1
1 J. REA	88			
69 N. HAYDEN	16			
34 D. GIUGLIANO	14			
60 M. VAN DER MARK	8			
25 J. BROOKES	5			

Start 17/09/2016 13:00 End 13:36 The results are provisional until the end of the time limit for protests and appeals and the completion of the technical checks.

These data/results cannot be reproduced, stored and/or transmitted in whole or in part by any manner of electronic, mechanical, photocopying, recording, broadcasting or otherwise now known or herein after developed without the previous express consent by the copyright owner, except for reproduction in daily press and regular printed publications on sale to the public within 60 days of the event related to those data/results and always provided that copyright symbol appears together as follows below.

© DORNA WSBK ORGANIZATION Srl 2016



German Round, 16-17-18 September 2016 World Superbike - Results Race 1

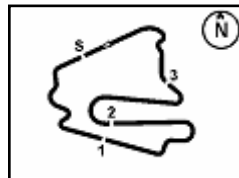
RACE HIGHLIGHTS

12.57.45		Warm-up Lap Start
13.00.52		Start
13.02.41	17 Abraham	Entered Pits
13.03.22	17 Abraham	Out
13.03.50		New Lap Record
13.04.14	4 Vizziello	Jump Start
13.09.13	4 Vizziello	Entered Pits
13.11.55	1 Rea	Crashed - Turn 10
13.12.10	1 Rea	Re-joined
13.12.49	1 Rea	Entered Pits
13.13.19	32 Savadori	Crashed - Rider OK - Turn 8
13.13.30	1 Rea	Out
13.13.48	32 Savadori	Out
13.14.15	21 Reiterberger	Technical Problem - Turn 2
13.15.04	21 Reiterberger	Out
13.28.41	11 Al Sulaiti	Technical Problem - Turn 1
13.31.43	11 Al Sulaiti	Entered Pits
13.32.47	11 Al Sulaiti	Out
13.36.40		End Of Session

17/09/2016 Start End The results are provisional until the end of the time limit for protests and appeals
13:00 13:36 and the completion of the technical checks.

These data/results cannot be reproduced, stored and/or transmitted in whole or in part by any manner of electronic, mechanical, photocopying, recording, broadcasting or otherwise now known or herein after developed without the previous express consent by the copyright owner, except for reproduction in daily press and regular printed publications on sale to the public within 60 days of the event related to those data/results and always provided that copyright symbol appears together as follows below.

© DORNA WSBK ORGANIZATION Srl 2016



Lausitzring 4.265 m

1 / 3

German Round, 16-17-18 September 2016

World Superbike - Lap Chart Race 1

Pos	Lap																				
	1	2	3	4	5	6	7	8	9	10	11	12	13	14	15	16	17	18	19	20	21
1	7	7	7	7	7	7	7	7	7	7	7	7	7	7	7	7	7	7	7	7	7
2	66	66	66	66	66	66	66	66	66	66	66	66	66	66	66	66	66	66	66	66	66
3	1	1	1	1	1	1	32	69	69	69	69	69	69	69	69	69	69	69	69	69	69
4	34	32	32	32	32	32	69	81	81	81	81	81	81	81	81	81	81	81	81	81	81
5	32	34	34	69	69	69	81	60	60	60	60	60	2	2	2	2	2	2	2	2	2
6	81	69	69	34	34	81	60	2	2	2	2	2	60	60	60	60	60	60	60	60	60
7	69	81	81	81	81	60	2	34	34	34	34	34	34	34	34	34	34	34	34	34	34
8	60	60	60	60	60	34	34	12	12	22	22	22	22	22	22	22	22	22	22	22	22
9	2	2	2	2	2	2	21	50	22	12	12	12	12	50	50	50	50	50	50	50	50
10	12	21	21	21	21	21	12	22	50	50	50	50	50	12	12	12	12	12	12	12	12
11	21	12	12	12	12	12	50	13	13	13	13	13	13	13	13	13	13	13	13	13	13
12	50	50	50	50	50	50	22	40	15	15	15	15	15	15	15	15	15	15	15	15	15
13	22	22	22	22	22	22	13	15	40	40	40	40	40	40	40	40	40	40	40	40	40
14	40	13	13	13	13	13	40	25	25	25	25	25	25	25	25	25	25	25	25	25	25
15	13	40	40	40	40	40	15	9	9	9	9	9	9	9	99	99	99	99	99	99	99
16	9	15	15	15	15	15	25	119	119	119	119	119	99	99	9	9	9	9	9	9	9
17	15	9	25	25	25	25	9	99	99	99	99	99	119	119	119	119	119	119	119	119	119
18	25	25	9	9	9	9	119	11	11	11	11	11	11	11	11	11	56	56	56	56	56
19	4	4	4	4	119	119	99	56	56	56	56	56	56	56	56	56	4	4	4	4	4
20	99	99	119	119	99	99	11	21	4	4	4	4	4	4	4	4	11				
21	11	119	99	99	11	11	56	4													
22	119	11	11	11	56	56	1														
23	56	56	56	56	4	4	4														
24	17																				

Final Result		
1	7 C. DAVIES	Laps 21
2	66 T. SYKES	10.561
3	69 N. HAYDEN	11.536
4	81 J. TORRES	12.493
5	2 L. CAMIER	12.965
6	60 M. VAN DER MARK	18.863
7	34 D. GIUGLIANO	18.970
8	22 A. LOWES	27.395
9	50 S. GUINTOLI	33.221
10	12 X. FORÉS	33.459
11	13 A. WEST	46.665
12	15 A. DE ANGELIS	1'02.000
13	40 R. RAMOS	1'05.734
14	25 J. BROOKES	1'05.890
15	99 L. SCASSA	1'14.908
16	9 D. SCHMITTER	1'24.523
17	119 P. SZKOPEK	1'33.495
18	56 P. SEBESTYÉN	1 Lap
19	4 G. VIZZIELLO	1 Lap
RET	11 S. AL SULAITI	4 Laps
RET	21 M. REITERBERGER	13 Laps
RET	32 L. SAVADORI	14 Laps
RET	1 J. REA	14 Laps
RET	17 K. ABRAHAM	20 Laps

These data/results cannot be reproduced, stored and/or transmitted in whole or in part by any manner of electronic, mechanical, photocopying, recording, broadcasting or otherwise now known or herein after developed without the previous express consent by the copyright owner, except for reproduction in daily press and regular printed publications on sale to the public within 60 days of the event related to those data/results and always provided that copyright symbol appears together as follows below.

© DORNA WSBK ORGANIZATION Srl 2016





German Round, 16-17-18 September 2016

World Superbike - Lap Chart Race 1

Lausitzring 4.265 m

2 / 3

Lap 1

1	7 C.Davies (GBR)	
2	66 T.Sykes (GBR)	0.677
3	1 J.Rea (GBR)	1.825
4	34 D.Giugliano (ITA)	2.329
5	32 L.Savadori (ITA)	2.541
6	81 J.Torres (ESP)	2.858
7	69 N.Hayden (USA)	3.213
8	60 M.van der Mark (NED)	3.495
9	2 L.Camier (GBR)	3.827
10	12 X.Forés (ESP)	4.117
11	21 M.Reiterberger (GER)	4.229
12	50 S.Guintoli (FRA)	4.876
13	22 A.Lowes (GBR)	5.079
14	40 R.Ramos (ESP)	6.731
15	13 A.West (AUS)	6.832
16	9 D.Schmitter (SUI)	7.386
17	15 A.De Angelis (RSM)	7.502
18	25 J.Brookes (AUS)	8.154
19	4 G.Vizzello (ITA)	8.209
20	99 L.Scassa (ITA)	8.507
21	11 S.Al Sulaiti (QAT)	8.884
22	119 P.Szkopek (POL)	9.376
23	56 P.Sebestyén (HUN)	9.722
24	17 K.Abraham (CZE)	35.131

Lap 4

1	7 C.Davies (GBR)	
2	66 T.Sykes (GBR)	2.929
3	1 J.Rea (GBR)	3.455
4	32 L.Savadori (ITA)	3.900
5	69 N.Hayden (USA)	5.987
6	34 D.Giugliano (ITA)	6.166
7	81 J.Torres (ESP)	6.286
8	60 M.van der Mark (NED)	6.635
9	2 L.Camier (GBR)	6.944
10	21 M.Reiterberger (GER)	7.765
11	12 X.Forés (ESP)	8.389
12	50 S.Guintoli (FRA)	9.524
13	22 A.Lowes (GBR)	9.713
14	13 A.West (AUS)	14.552
15	40 R.Ramos (ESP)	15.603
16	15 A.De Angelis (RSM)	16.106
17	25 J.Brookes (AUS)	19.483
18	9 D.Schmitter (SUI)	20.660
19	4 G.Vizzello (ITA)	21.073
20	119 P.Szkopek (POL)	21.561
21	99 L.Scassa (ITA)	21.849
22	11 S.Al Sulaiti (QAT)	22.987
23	56 P.Sebestyén (HUN)	23.933

Lap 7

1	7 C.Davies (GBR)	
2	66 T.Sykes (GBR)	4.807
3	32 L.Savadori (ITA)	5.750
4	69 N.Hayden (USA)	7.497
5	81 J.Torres (ESP)	9.806
6	60 M.van der Mark (NED)	10.102
7	2 L.Camier (GBR)	10.554
8	34 D.Giugliano (ITA)	11.126
9	21 M.Reiterberger (GER)	11.343
10	12 X.Forés (ESP)	14.411
11	50 S.Guintoli (FRA)	14.554
12	22 A.Lowes (GBR)	14.777
13	13 A.West (AUS)	20.837
14	40 R.Ramos (ESP)	26.266
15	15 A.De Angelis (RSM)	26.580
16	25 J.Brookes (AUS)	29.630
17	9 D.Schmitter (SUI)	31.451
18	119 P.Szkopek (POL)	32.853
19	99 L.Scassa (ITA)	33.637
20	11 S.Al Sulaiti (QAT)	38.342
21	56 P.Sebestyén (HUN)	38.925
22	1 J.Rea (GBR)	58.066
23	4 G.Vizzello (ITA)	1'11.121

5	60 M.van der Mark (NED)	11.824
6	2 L.Camier (GBR)	12.213
7	34 D.Giugliano (ITA)	12.791
8	22 A.Lowes (GBR)	19.008
9	12 X.Forés (ESP)	19.649
10	50 S.Guintoli (FRA)	19.911
11	13 A.West (AUS)	27.287
12	15 A.De Angelis (RSM)	34.420
13	40 R.Ramos (ESP)	35.195
14	25 J.Brookes (AUS)	38.502
15	9 D.Schmitter (SUI)	42.752
16	119 P.Szkopek (POL)	43.105
17	99 L.Scassa (ITA)	43.227
18	11 S.Al Sulaiti (QAT)	53.586
19	56 P.Sebestyén (HUN)	54.168
20	4 G.Vizzello (ITA)	1'27.491

Lap 2

1	7 C.Davies (GBR)	
2	66 T.Sykes (GBR)	1.769
3	1 J.Rea (GBR)	2.443
4	32 L.Savadori (ITA)	3.402
5	34 D.Giugliano (ITA)	4.021
6	69 N.Hayden (USA)	4.376
7	81 J.Torres (ESP)	4.603
8	60 M.van der Mark (NED)	4.890
9	2 L.Camier (GBR)	5.208
10	21 M.Reiterberger (GER)	5.753
11	12 X.Forés (ESP)	6.139
12	50 S.Guintoli (FRA)	6.504
13	22 A.Lowes (GBR)	6.725
14	13 A.West (AUS)	10.095
15	40 R.Ramos (ESP)	10.358
16	15 A.De Angelis (RSM)	11.088
17	9 D.Schmitter (SUI)	12.209
18	25 J.Brookes (AUS)	12.369
19	4 G.Vizzello (ITA)	12.700
20	99 L.Scassa (ITA)	13.226
21	119 P.Szkopek (POL)	13.432
22	11 S.Al Sulaiti (QAT)	14.038
23	56 P.Sebestyén (HUN)	14.913

Lap 5

1	7 C.Davies (GBR)	
2	66 T.Sykes (GBR)	3.542
3	1 J.Rea (GBR)	3.873
4	32 L.Savadori (ITA)	4.209
5	69 N.Hayden (USA)	6.581
6	34 D.Giugliano (ITA)	7.354
7	81 J.Torres (ESP)	7.557
8	60 M.van der Mark (NED)	7.779
9	2 L.Camier (GBR)	8.075
10	21 M.Reiterberger (GER)	8.359
11	12 X.Forés (ESP)	10.400
12	50 S.Guintoli (FRA)	10.770
13	22 A.Lowes (GBR)	10.856
14	13 A.West (AUS)	16.421
15	40 R.Ramos (ESP)	18.705
16	15 A.De Angelis (RSM)	18.857
17	25 J.Brookes (AUS)	22.898
18	9 D.Schmitter (SUI)	24.045
19	119 P.Szkopek (POL)	25.442
20	99 L.Scassa (ITA)	25.674
21	11 S.Al Sulaiti (QAT)	27.869
22	56 P.Sebestyén (HUN)	28.346
23	4 G.Vizzello (ITA)	37.422

Lap 8

1	7 C.Davies (GBR)	
2	66 T.Sykes (GBR)	5.418
3	69 N.Hayden (USA)	7.777
4	81 J.Torres (ESP)	10.290
5	60 M.van der Mark (NED)	10.624
6	2 L.Camier (GBR)	11.007
7	34 D.Giugliano (ITA)	11.634
8	12 X.Forés (ESP)	16.045
9	50 S.Guintoli (FRA)	16.258
10	22 A.Lowes (GBR)	16.484
11	13 A.West (AUS)	22.949
12	40 R.Ramos (ESP)	29.462
13	15 A.De Angelis (RSM)	29.464
14	25 J.Brookes (AUS)	32.453
15	9 D.Schmitter (SUI)	35.628
16	119 P.Szkopek (POL)	36.119
17	99 L.Scassa (ITA)	36.926
18	11 S.Al Sulaiti (QAT)	43.346
19	56 P.Sebestyén (HUN)	43.935
20	21 M.Reiterberger (GER)	1'02.722
21	4 G.Vizzello (ITA)	1'16.137

Lap 11

1	7 C.Davies (GBR)	
2	66 T.Sykes (GBR)	7.923
3	69 N.Hayden (USA)	9.621
4	81 J.Torres (ESP)	11.380
5	60 M.van der Mark (NED)	12.419
6	2 L.Camier (GBR)	12.792
7	34 D.Giugliano (ITA)	13.705
8	22 A.Lowes (GBR)	19.559
9	12 X.Forés (ESP)	21.835
10	50 S.Guintoli (FRA)	21.986
11	13 A.West (AUS)	29.073
12	15 A.De Angelis (RSM)	36.999
13	40 R.Ramos (ESP)	37.815
14	25 J.Brookes (AUS)	41.415
15	9 D.Schmitter (SUI)	46.695
16	119 P.Szkopek (POL)	47.029
17	99 L.Scassa (ITA)	47.263
18	11 S.Al Sulaiti (QAT)	58.190
19	56 P.Sebestyén (HUN)	59.148
20	4 G.Vizzello (ITA)	1'33.256

Lap 3

1	7 C.Davies (GBR)	
2	66 T.Sykes (GBR)	2.273
3	1 J.Rea (GBR)	2.849
4	32 L.Savadori (ITA)	3.637
5	34 D.Giugliano (ITA)	4.968
6	69 N.Hayden (USA)	5.149
7	81 J.Torres (ESP)	5.415
8	60 M.van der Mark (NED)	5.825
9	2 L.Camier (GBR)	6.169
10	21 M.Reiterberger (GER)	6.902
11	12 X.Forés (ESP)	7.428
12	50 S.Guintoli (FRA)	8.340
13	22 A.Lowes (GBR)	8.493
14	13 A.West (AUS)	12.641
15	40 R.Ramos (ESP)	13.309
16	15 A.De Angelis (RSM)	13.956
17	25 J.Brookes (AUS)	16.253
18	9 D.Schmitter (SUI)	16.763
19	4 G.Vizzello (ITA)	17.131
20	119 P.Szkopek (POL)	17.394
21	99 L.Scassa (ITA)	17.594
22	11 S.Al Sulaiti (QAT)	18.713
23	56 P.Sebestyén (HUN)	19.786

Lap 6

1	7 C.Davies (GBR)	
2	66 T.Sykes (GBR)	4.169
3	1 J.Rea (GBR)	4.682
4	32 L.Savadori (ITA)	4.958
5	69 N.Hayden (USA)	7.070
6	81 J.Torres (ESP)	8.387
7	60 M.van der Mark (NED)	9.019
8	34 D.Giugliano (ITA)	9.223
9	2 L.Camier (GBR)	9.484
10	21 M.Reiterberger (GER)	9.605
11	12 X.Forés (ESP)	12.191
12	50 S.Guintoli (FRA)	12.387
13	22 A.Lowes (GBR)	13.784
14	13 A.West (AUS)	18.554
15	40 R.Ramos (ESP)	22.388
16	15 A.De Angelis (RSM)	22.650
17	25 J.Brookes (AUS)	26.232
18	9 D.Schmitter (SUI)	27.767
19	119 P.Szkopek (POL)	29.430
20	99 L.Scassa (ITA)	29.977
21	11 S.Al Sulaiti (QAT)	32.492
22	56 P.Sebestyén (HUN)	33.188
23	4 G.Vizzello (ITA)	1'05.475

Lap 9

1	7 C.Davies (GBR)	
2	66 T.Sykes (GBR)	6.302
3	69 N.Hayden (USA)	8.444
4	81 J.Torres (ESP)	10.684
5	60 M.van der Mark (NED)	11.524
6	2 L.Camier (GBR)	11.803
7	34 D.Giugliano (ITA)	12.349
8	12 X.Forés (ESP)	17.468
9	22 A.Lowes (GBR)	17.632
10	50 S.Guintoli (FRA)	18.053
11	13 A.West (AUS)	25.010
12	15 A.De Angelis (RSM)	31.876
13	40 R.Ramos (ESP)	32.432
14	25 J.Brookes (AUS)	35.544
15	9 D.Schmitter (SUI)	39.291
16	119 P.Szkopek (POL)	39.678
17	99 L.Scassa (ITA)	39.909
18	11 S.Al Sulaiti (QAT)	47.930
19	56 P.Sebestyén (HUN)	48.702
20	4 G.Vizzello (ITA)	1'21.467

Lap 12

1	7 C.Davies (GBR)	
2	66 T.Sykes (GBR)	8.180
3	69 N.Hayden (USA)	9.972
4	81 J.Torres (ESP)	11.569
5	60 M.van der Mark (NED)	13.016
6	2 L.Camier (GBR)	13.215
7	34 D.Giugliano (ITA)	14.506
8	22 A.Lowes (GBR)	20.255
9	12 X.Forés (ESP)	23.308
10	50 S.Guintoli (FRA)	23.663
11	13 A.West (AUS)	30.882
12	15 A.De Angelis (RSM)	39.230
13	40 R.Ramos (ESP)	40.494
14	25 J.Brookes (AUS)	44.711
15	9 D.Schmitter (SUI)	50.507
16	119 P.Szkopek (POL)	50.841
17	99 L.Scassa (ITA)	50.899
18	11 S.Al Sulaiti (QAT)	1'02.994
19	56 P.Sebestyén (HUN)	1'03.838
20	4 G.Vizzello (ITA)	

These data/results cannot be reproduced, stored and/or transmitted in whole or in part by any manner of electronic, mechanical, photocopying, recording, broadcasting or otherwise now known or herein after developed without the previous express consent by the copyright owner, except for reproduction in daily press and regular printed publications on sale to the public within 60 days of the event related to those data/results and always provided that copyright symbol appears together as follows below.

© DORNA WSBK ORGANIZATION Srl 2016



Lausitzring 4.265 m

3 / 3

German Round, 16-17-18 September 2016

World Superbike - Lap Chart Race 1

15	9 D.Schmitter (SUI)	54.117	2	66 T.Sykes (GBR)	10.260	14	25 J.Brookes (AUS)	1'04.417
16	99 L.Scassa (ITA)	54.291	3	69 N.Hayden (USA)	11.618	15	99 L.Scassa (ITA)	1'12.872
17	119 P.Szkopek (POL)	54.649	4	81 J.Torres (ESP)	13.141	16	9 D.Schmitter (SUI)	1'20.818
18	11 S.Al Sulaiti (QAT)	1'07.738	5	2 L.Camier (GBR)	13.992	17	119 P.Szkopek (POL)	1'28.721
19	56 P.Sebestyén (HUN)	1'08.495	6	60 M.van der Mark (NED)	17.114	18	56 P.Sebestyén (HUN)	
20	4 G.Vizziello (ITA)		7	34 D.Giugliano (ITA)	17.820	19	4 G.Vizziello (ITA)	

Lap 14

1	7 C.Davies (GBR)	
2	66 T.Sykes (GBR)	8.972
3	69 N.Hayden (USA)	10.951
4	81 J.Torres (ESP)	12.203
5	2 L.Camier (GBR)	13.974
6	60 M.van der Mark (NED)	14.530
7	34 D.Giugliano (ITA)	15.849
8	22 A.Lowes (GBR)	21.751
9	50 S.Guintoli (FRA)	26.219
10	12 X.Forés (ESP)	26.527
11	13 A.West (AUS)	34.273
12	15 A.De Angelis (RSM)	44.551
13	40 R.Ramos (ESP)	45.776
14	25 J.Brookes (AUS)	50.289
15	9 D.Schmitter (SUI)	58.314
16	99 L.Scassa (ITA)	58.518
17	119 P.Szkopek (POL)	58.772
18	11 S.Al Sulaiti (QAT)	1'12.227
19	56 P.Sebestyén (HUN)	1'13.312
20	4 G.Vizziello (ITA)	

Lap 15

1	7 C.Davies (GBR)	
2	66 T.Sykes (GBR)	9.560
3	69 N.Hayden (USA)	11.429
4	81 J.Torres (ESP)	12.658
5	2 L.Camier (GBR)	14.280
6	60 M.van der Mark (NED)	15.803
7	34 D.Giugliano (ITA)	16.530
8	22 A.Lowes (GBR)	22.804
9	50 S.Guintoli (FRA)	27.875
10	12 X.Forés (ESP)	28.587
11	13 A.West (AUS)	36.109
12	15 A.De Angelis (RSM)	47.566
13	40 R.Ramos (ESP)	48.554
14	25 J.Brookes (AUS)	52.637
15	99 L.Scassa (ITA)	1'01.729
16	9 D.Schmitter (SUI)	1'02.112
17	119 P.Szkopek (POL)	1'02.624
18	11 S.Al Sulaiti (QAT)	1'16.993
19	56 P.Sebestyén (HUN)	1'18.222
20	4 G.Vizziello (ITA)	

Lap 16

1	7 C.Davies (GBR)	
2	66 T.Sykes (GBR)	10.131
3	69 N.Hayden (USA)	11.679
4	81 J.Torres (ESP)	12.959
5	2 L.Camier (GBR)	14.272
6	60 M.van der Mark (NED)	16.410
7	34 D.Giugliano (ITA)	17.260
8	22 A.Lowes (GBR)	24.412
9	50 S.Guintoli (FRA)	28.941
10	12 X.Forés (ESP)	29.946
11	13 A.West (AUS)	37.903
12	15 A.De Angelis (RSM)	50.389
13	40 R.Ramos (ESP)	51.193
14	25 J.Brookes (AUS)	55.730
15	99 L.Scassa (ITA)	1'04.510
16	9 D.Schmitter (SUI)	1'05.734
17	119 P.Szkopek (POL)	1'10.023
18	11 S.Al Sulaiti (QAT)	1'21.449
19	56 P.Sebestyén (HUN)	1'22.702
20	4 G.Vizziello (ITA)	

Lap 17

1	7 C.Davies (GBR)	
---	-------------------------	--

Lap 18

1	7 C.Davies (GBR)	
2	66 T.Sykes (GBR)	10.901
3	69 N.Hayden (USA)	11.934
4	81 J.Torres (ESP)	13.564
5	2 L.Camier (GBR)	13.996
6	60 M.van der Mark (NED)	18.226
7	34 D.Giugliano (ITA)	18.530
8	22 A.Lowes (GBR)	26.656
9	50 S.Guintoli (FRA)	31.595
10	12 X.Forés (ESP)	32.168
11	13 A.West (AUS)	41.457
12	15 A.De Angelis (RSM)	56.555
13	40 R.Ramos (ESP)	56.804
14	25 J.Brookes (AUS)	1'00.773
15	99 L.Scassa (ITA)	1'08.951
16	9 D.Schmitter (SUI)	1'13.316
17	119 P.Szkopek (POL)	1'19.265
18	56 P.Sebestyén (HUN)	1'34.020
19	4 G.Vizziello (ITA)	

Lap 19

1	7 C.Davies (GBR)	
2	66 T.Sykes (GBR)	10.994
3	69 N.Hayden (USA)	11.814
4	81 J.Torres (ESP)	13.471
5	2 L.Camier (GBR)	13.814
6	60 M.van der Mark (NED)	18.991
7	34 D.Giugliano (ITA)	19.314
8	22 A.Lowes (GBR)	27.080
9	50 S.Guintoli (FRA)	32.271
10	12 X.Forés (ESP)	32.918
11	13 A.West (AUS)	43.264
12	15 A.De Angelis (RSM)	58.650
13	40 R.Ramos (ESP)	59.671
14	25 J.Brookes (AUS)	1'02.839
15	99 L.Scassa (ITA)	1'10.755
16	9 D.Schmitter (SUI)	1'17.261
17	119 P.Szkopek (POL)	1'24.301
18	56 P.Sebestyén (HUN)	
19	4 G.Vizziello (ITA)	

Lap 20

1	7 C.Davies (GBR)	
2	66 T.Sykes (GBR)	10.699
3	69 N.Hayden (USA)	11.678
4	81 J.Torres (ESP)	13.006
5	2 L.Camier (GBR)	13.347
6	60 M.van der Mark (NED)	19.027
7	34 D.Giugliano (ITA)	19.452
8	22 A.Lowes (GBR)	27.425
9	50 S.Guintoli (FRA)	32.821
10	12 X.Forés (ESP)	33.254
11	13 A.West (AUS)	44.821
12	15 A.De Angelis (RSM)	1'00.423
13	40 R.Ramos (ESP)	1'02.876

Lap 21

1	7 C.Davies (GBR)	
2	66 T.Sykes (GBR)	10.561
3	69 N.Hayden (USA)	11.536
4	81 J.Torres (ESP)	12.493
5	2 L.Camier (GBR)	12.965
6	60 M.van der Mark (NED)	18.863
7	34 D.Giugliano (ITA)	18.970
8	22 A.Lowes (GBR)	27.395
9	50 S.Guintoli (FRA)	33.221
10	12 X.Forés (ESP)	33.459
11	13 A.West (AUS)	46.665
12	15 A.De Angelis (RSM)	1'02.000
13	40 R.Ramos (ESP)	1'05.734
14	25 J.Brookes (AUS)	1'05.890
15	99 L.Scassa (ITA)	1'14.908
16	9 D.Schmitter (SUI)	1'24.523
17	119 P.Szkopek (POL)	1'33.495

These data/results cannot be reproduced, stored and/or transmitted in whole or in part by any manner of electronic, mechanical, photocopying, recording, broadcasting or otherwise now known or herein after developed without the previous express consent by the copyright owner, except for reproduction in daily press and regular printed publications on sale to the public within 60 days of the event related to those data/results and always provided that copyright symbol appears together as follows below.

© DORNA WSBK ORGANIZATION Srl 2016

German Round, 16-17-18 September 2016

World Superbike - Best Sector & Speed Race 1

Laudausring 4.265 m

Results

1	7 C. DAVIES	Ducati Panigale R	Laps 21
2	66 T. SYKES	Kawasaki ZX-10R	10.561
3	69 N. HAYDEN	Honda CBR1000RR SP	11.536
4	81 J. TORRES	BMW S1000 RR	12.493
5	2 L. CAMIER	MV Austa 1000 F4	12.965
6	60 M. VAN DER MARK	Honda CBR1000RR SP	18.863
7	34 D. GIUGLIANO	Ducati Panigale R	18.970
8	22 A. LOWES	Yamaha YZF R1	27.395
9	50 S. GUINTOLI	Yamaha YZF R1	33.221
10	12 X. FORÉS	Ducati Panigale R	33.459
11	13 A. WEST	Kawasaki ZX-10R	46.665
12	15 A. DE ANGELIS	Aorilia RSV4 RF	1'02.000
13	40 R. RAMOS	Kawasaki ZX-10R	1'05.734
14	25 J. BROOKES	BMW S1000 RR	1'05.890
15	99 L. SCASSA	Ducati Panigale R	1'14.908
16	9 D. SCHMITTER	Kawasaki ZX-10R	1'24.523
17	119 P. SZKOEPEK	Yamaha YZF R1	1'33.495
18	56 P. SEBESTYÉN	Yamaha YZF R1	1 Lap
19	4 G. VIZZIELLO	Kawasaki ZX-10R	4 Laps
RET	11 S. AL SULAITI	Kawasaki ZX-10R	4 Laps
RET	21 M. REITERBERGER	BMW S1000 RR	13 Laps
RET	32 L. SAVADORI	Aorilia RSV4 RF	14 Laps
RET	1 J. REA	Kawasaki ZX-10R	14 Laps
RET	17 K. ABRAHAM	BMW S1000 RR	20 Laps

Best Sector & Speed

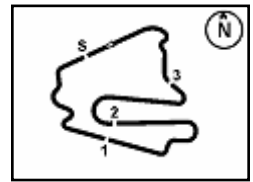
1	81 J. TORRES	BMW S1000 RR	288.1
2	21 M. REITERBERGER	BMW S1000 RR	286.6
3	15 A. DE ANGELIS	Aorilia RSV4 RF	285.8
4	60 M. VAN DER MARK	Honda CBR1000RR SP	283.5
5	69 N. HAYDEN	Honda CBR1000RR SP	283.5
6	66 T. SYKES	Kawasaki ZX-10R	283.5
7	7 C. DAVIES	Ducati Panigale R	282.8
8	32 L. SAVADORI	Aorilia RSV4 RF	282.0
9	13 A. WEST	Kawasaki ZX-10R	282.0
10	2 L. CAMIER	MV Austa 1000 F4	281.3
11	1 J. REA	Kawasaki ZX-10R	281.3
12	40 R. RAMOS	Kawasaki ZX-10R	281.3
13	22 A. LOWES	Yamaha YZF R1	281.3
14	25 J. BROOKES	BMW S1000 RR	280.6
15	50 S. GUINTOLI	Yamaha YZF R1	279.8
16	34 D. GIUGLIANO	Ducati Panigale R	279.1
17	12 X. FORÉS	Ducati Panigale R	277.7
18	4 G. VIZZIELLO	Kawasaki ZX-10R	277.0
19	99 L. SCASSA	Ducati Panigale R	274.8
20	9 D. SCHMITTER	Kawasaki ZX-10R	274.1
21	119 P. SZKOEPEK	Yamaha YZF R1	272.1
22	11 S. AL SULAITI	Kawasaki ZX-10R	269.3
23	56 P. SEBESTYÉN	Yamaha YZF R1	269.3

Seg. 1		Seg. 2		Seg. 3		Seg. 4		Seg. 5						
1	15 A. DE ANGELIS	1.495	1	7 C. DAVIES	24.375	1	7 C. DAVIES	30.136	1	32 L. SAVADORI	22.109	1	1 J. REA	18.893
2	81 J. TORRES	1.497	2	2 L. CAMIER	24.592	2	66 T. SYKES	30.196	2	7 C. DAVIES	22.136	2	32 L. SAVADORI	18.959
3	32 L. SAVADORI	1.506	3	81 J. TORRES	24.648	3	81 J. TORRES	30.276	3	2 L. CAMIER	22.178	3	66 T. SYKES	19.030
4	21 M. REITERBERG	1.507	4	1 J. REA	24.653	4	69 N. HAYDEN	30.292	4	60 M. VAN DER MAR	22.178	4	7 C. DAVIES	19.031
5	22 A. LOWES	1.509	5	60 M. VAN DER MAR	24.661	5	22 A. LOWES	30.295	5	69 N. HAYDEN	22.223	5	21 M. REITERBERG	19.038
6	69 N. HAYDEN	1.513	6	66 T. SYKES	24.671	6	60 M. VAN DER MAR	30.305	6	22 A. LOWES	22.223	6	81 J. TORRES	19.052
7	50 S. GUINTOLI	1.516	7	32 L. SAVADORI	24.673	7	1 J. REA	30.318	7	1 J. REA	22.239	7	2 L. CAMIER	19.054
8	60 M. VAN DER MAR	1.516	8	34 D. GIUGLIANO	24.676	8	32 L. SAVADORI	30.371	8	81 J. TORRES	22.245	8	69 N. HAYDEN	19.070
9	66 T. SYKES	1.517	9	69 N. HAYDEN	24.677	9	34 D. GIUGLIANO	30.423	9	21 M. REITERBERG	22.254	9	34 D. GIUGLIANO	19.075
10	7 C. DAVIES	1.520	10	22 A. LOWES	24.725	10	21 M. REITERBERG	30.445	10	12 X. FORÉS	22.282	10	60 M. VAN DER MAR	19.170
11	25 J. BROOKES	1.524	11	12 X. FORÉS	24.844	11	2 L. CAMIER	30.454	11	34 D. GIUGLIANO	22.307	11	22 A. LOWES	19.186
12	1 J. REA	1.528	12	21 M. REITERBERG	24.930	12	50 S. GUINTOLI	30.477	12	66 T. SYKES	22.328	12	12 X. FORÉS	19.227
13	40 R. RAMOS	1.528	13	50 S. GUINTOLI	25.007	13	12 X. FORÉS	30.580	13	50 S. GUINTOLI	22.402	13	50 S. GUINTOLI	19.291
14	34 D. GIUGLIANO	1.530	14	13 A. WEST	25.067	14	13 A. WEST	30.679	14	13 A. WEST	22.496	14	40 R. RAMOS	19.381
15	13 A. WEST	1.534	15	40 R. RAMOS	25.070	15	15 A. DE ANGELIS	30.872	15	119 P. SZKOEPEK	22.571	15	15 A. DE ANGELIS	19.382
16	2 L. CAMIER	1.534	16	99 L. SCASSA	25.093	16	40 R. RAMOS	30.965	16	15 A. DE ANGELIS	22.661	16	13 A. WEST	19.399
17	12 X. FORÉS	1.542	17	25 J. BROOKES	25.152	17	25 J. BROOKES	30.981	17	40 R. RAMOS	22.734	17	25 J. BROOKES	19.473
18	4 G. VIZZIELLO	1.545	18	15 A. DE ANGELIS	25.280	18	99 L. SCASSA	30.999	18	99 L. SCASSA	22.762	18	99 L. SCASSA	19.609
19	99 L. SCASSA	1.556	19	9 D. SCHMITTER	25.517	19	119 P. SZKOEPEK	31.180	19	25 J. BROOKES	22.809	19	9 D. SCHMITTER	19.710
20	9 D. SCHMITTER	1.561	20	119 P. SZKOEPEK	25.522	20	9 D. SCHMITTER	31.181	20	4 G. VIZZIELLO	22.838	20	119 P. SZKOEPEK	19.755
21	119 P. SZKOEPEK	1.571	21	4 G. VIZZIELLO	25.693	21	4 G. VIZZIELLO	31.340	21	9 D. SCHMITTER	22.863	21	4 G. VIZZIELLO	19.817
22	56 P. SEBESTYÉN	1.575	22	11 S. AL SULAITI	25.732	22	11 S. AL SULAITI	31.408	22	11 S. AL SULAITI	23.026	22	11 S. AL SULAITI	19.835
23	11 S. AL SULAITI	1.578	23	56 P. SEBESTYÉN	25.741	23	56 P. SEBESTYÉN	31.489	23	56 P. SEBESTYÉN	23.028	23	56 P. SEBESTYÉN	19.843
						24	17 K. ABRAHAM	46.805	24	17 K. ABRAHAM	25.517			

17/09/2016

These data/results cannot be reproduced, stored and/or transmitted in whole or in part by any manner of electronic, mechanical, photocopying, recording, broadcasting or otherwise now known or herein after developed without the previous express consent by the copyright owner, except for reproduction in daily press and regular printed publications on sale to the public within 60 days of the event related to those data/results and always provided that copyright symbol appears together as follows below.

© DORNA WSBK ORGANIZATION Srl 2016



German Round, 16-17-18 September 2016 World Superbike - Chronological Analysis Race 1

Start at 13:00'28.760

Lausitzring 4.265 m

1 / 4

7 C. DAVIES (1'37.357)								
Lap	Seg. 1	Seg. 2	Seg. 3	Seg. 4	Seg. 5	Lap Time	km/h	Local Time
1			30.296	22.322	19.031	1'41.488		13:02'10.248
2	1.534	24.408	30.194	22.163	19.058	1'37.357	279.8	13:03'47.605
3	1.534	24.546	30.136	22.136	19.053	1'37.405	279.8	13:05'25.010
4	1.535	24.596	30.190	22.228	19.072	1'37.621	279.8	13:07'02.631
5	1.536	24.389	30.448	22.159	19.109	1'37.641	279.8	13:08'40.272
6	1.535	24.375	30.183	22.240	19.149	1'37.482	279.8	13:10'17.754
7	1.533	24.536	30.197	22.156	19.116	1'37.538	280.6	13:11'55.292
8	1.537	24.474	30.331	22.347	19.236	1'37.925	279.8	13:13'33.217
9	1.538	24.448	30.225	22.320	19.259	1'37.790	279.8	13:15'11.007
10	1.529	24.425	30.398	22.290	19.181	1'37.823	280.6	13:16'48.830
11	1.528	24.504	30.313	22.167	19.191	1'37.703	282.0	13:18'26.533
12	1.535	24.505	30.409	22.153	19.316	1'37.918	280.6	13:20'04.451
13	1.533	24.655	30.284	22.259	19.177	1'37.908	280.6	13:21'42.359
14	1.528	24.417	30.317	22.452	19.156	1'37.870	281.3	13:23'20.229
15	1.525	24.581	30.285	22.271	19.193	1'37.855	282.0	13:24'58.084
16	1.520	24.666	30.151	22.445	19.198	1'37.980	282.8	13:26'36.064
17	1.524	24.624	30.574	22.318	19.232	1'38.272	282.0	13:28'14.336
18	1.523	24.636	30.400	22.390	19.228	1'38.177	282.0	13:29'52.513
19	1.532	24.591	30.376	22.506	19.400	1'38.405	280.6	13:31'30.918
20	1.522	24.724	30.754	22.566	19.263	1'38.829	282.8	13:33'09.747
21	1.525	24.866	30.380	22.524	19.818	1'39.113	282.0	13:34'48.860

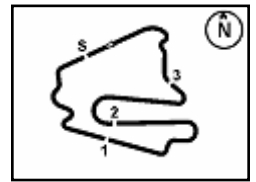
66 T. SYKES (1'37.909)								
Lap	Seg. 1	Seg. 2	Seg. 3	Seg. 4	Seg. 5	Lap Time	km/h	Local Time
1			30.326	22.470	19.119	1'42.165		13:02'10.925
2	1.530	24.901	30.332	22.554	19.132	1'38.449	279.8	13:03'49.374
3	1.527	24.684	30.314	22.354	19.030	1'37.909	280.6	13:05'27.283
4	1.530	24.850	30.323	22.471	19.103	1'38.277	279.8	13:07'05.560
5	1.529	24.813	30.352	22.385	19.175	1'38.254	279.8	13:08'43.814
6	1.536	24.759	30.196	22.534	19.084	1'38.109	279.1	13:10'21.923
7	1.534	24.697	30.411	22.328	19.206	1'38.176	279.8	13:12'00.099
8	1.532	24.774	30.514	22.501	19.215	1'38.536	279.8	13:13'38.635
9	1.529	24.760	30.506	22.732	19.147	1'38.674	280.6	13:15'17.309
10	1.528	24.757	30.506	22.534	19.212	1'38.537	282.0	13:16'55.846
11	1.529	24.878	30.450	22.629	19.124	1'38.610	280.6	13:18'34.456
12	1.533	24.809	30.382	22.397	19.054	1'38.175	280.6	13:20'12.631
13	1.529	24.903	30.335	22.492	19.129	1'38.388	280.6	13:21'51.019
14	1.526	24.671	30.421	22.446	19.118	1'38.182	281.3	13:23'29.201
15	1.529	24.744	30.444	22.560	19.166	1'38.443	280.6	13:25'07.644
16	1.524	24.748	30.544	22.519	19.216	1'38.551	281.3	13:26'46.195
17	1.528	24.732	30.351	22.582	19.208	1'38.401	281.3	13:28'24.596
18	1.525	25.043	30.395	22.700	19.155	1'38.818	281.3	13:30'03.414
19	1.524	24.814	30.396	22.568	19.196	1'38.498	281.3	13:31'41.912
20	1.522	24.763	30.528	22.551	19.170	1'38.534	282.0	13:33'20.446
21	1.517	24.923	30.585	22.694	19.256	1'38.975	283.5	13:34'59.421

69 N. HAYDEN (1'37.965)								
Lap	Seg. 1	Seg. 2	Seg. 3	Seg. 4	Seg. 5	Lap Time	km/h	Local Time
1			30.992	22.472	19.121	1'44.701		13:02'13.461
2	1.524	24.861	30.659	22.350	19.126	1'38.520	277.0	13:03'51.981
3	1.527	24.839	30.474	22.231	19.107	1'38.178	278.4	13:05'30.159
4	1.531	24.790	30.472	22.418	19.248	1'38.459	274.1	13:07'08.618
5	1.537	24.765	30.446	22.395	19.092	1'38.235	278.4	13:08'46.853
6	1.536	24.763	30.349	22.223	19.100	1'37.971	278.4	13:10'24.824
7	1.532	24.694	30.339	22.240	19.160	1'37.965	279.1	13:12'02.789
8	1.535	24.677	30.526	22.262	19.205	1'38.205	279.1	13:13'40.994
9	1.537	24.790	30.543	22.329	19.258	1'38.457	278.4	13:15'19.451
10	1.532	24.858	30.538	22.403	19.136	1'38.467	279.8	13:16'57.918
11	1.531	24.750	30.430	22.397	19.128	1'38.236	279.8	13:18'36.154
12	1.527	24.850	30.470	22.345	19.077	1'38.269	281.3	13:20'14.423
13	1.526	24.737	30.292	22.594	19.220	1'38.369	281.3	13:21'52.792
14	1.527	24.843	30.498	22.367	19.153	1'38.388	282.0	13:23'31.180
15	1.525	24.863	30.470	22.297	19.178	1'38.333	281.3	13:25'09.513
16	1.521	24.796	30.426	22.417	19.070	1'38.230	282.0	13:26'47.743
17	1.524	24.821	30.347	22.391	19.128	1'38.211	280.6	13:28'25.954
18	1.523	24.812	30.399	22.550	19.209	1'38.493	281.3	13:30'04.447
19	1.522	24.740	30.449	22.430	19.144	1'38.285	282.0	13:31'42.732
20	1.513	24.789	30.595	22.587	19.209	1'38.693	283.5	13:33'21.425
21	1.514	24.939	30.746	22.519	19.253	1'38.971	282.8	13:35'00.396

81 J. TORRES (1'37.892)								
Lap	Seg. 1	Seg. 2	Seg. 3	Seg. 4	Seg. 5	Lap Time	km/h	Local Time
1			30.727	22.596	19.168	1'44.346		13:02'13.106
2	1.500	24.965	30.636	22.784	19.217	1'39.102	282.0	13:03'52.208
3	1.510	24.905	30.373	22.377	19.052	1'38.217	279.1	13:05'30.425

4	1.512	25.003	30.397	22.383	19.197	1'38.492	279.1	13:07'08.917
5	1.503	25.014	30.647	22.571	19.177	1'38.912	280.6	13:08'47.829
6	1.513	24.919	30.415	22.340	19.125	1'38.312	277.7	13:10'26.141
7	1.512	25.132	30.661	22.439	19.213	1'38.957	283.5	13:12'05.098
8	1.514	24.870	30.408	22.347	19.270	1'38.409	283.5	13:13'43.507
9	1.518	24.746	30.404	22.361	19.155	1'38.184	282.8	13:15'21.691
10	1.509	24.648	30.354	22.245	19.136	1'37.892	285.0	13:16'59.583
11	1.516	24.937	30.397	22.327	19.153	1'38.330	281.3	13:18'37.913
12	1.511	24.732	30.315	22.395	19.154	1'38.107	283.5	13:20'16.200
13	1.510	24.693	30.449	22.318	19.235	1'38.205	283.5	13:21'54.225
14	1.513	24.765	30.391	22.385	19.153	1'38.207	283.5	13:23'32.432
15	1.506	24.889	30.358	22.407	19.150	1'38.310	282.8	13:25'10.742
16	1.506	24.893	30.338	22.423	19.121	1'38.281	285.0	13:26'49.023
17	1.506	24.931	30.398	22.392	19.227	1'38.454	285.8	13:28'27.477
18	1.509	24.935	30.406	22.495	19.255	1'38.600	285.0	13:30'06.077
19	1.507	24.905	30.276	22.410	19.214	1'38.312	285.0	13:31'44.389
20	1.508	24.714	30.414	22.492	19.236	1'38.364	284.3	13:33'22.753
21	1.497	24.880	30.466	22.504	19.253	1'38.600	288.1	13:35'01.353

2 L. CAMIER (1'37.972)								
Lap	Seg. 1	Seg. 2	Seg. 3	Seg. 4	Seg. 5	Lap Time	km/h	Local Time
1			31.261	22.570	19.201	1'45.315		13:02'14.075
2	1.540	24.896	30.467	22.325	19.510	1'38.738	277.0	13:03'52.813
3	1.547	24.886	30.565	22.290	19.078	1'38.366	276.2	13:05'31.179
4	1.544	24.834	30.469	22.392	19.157	1'38.396	279.1	13:07'09.575
5	1.543	24.731	30.737	22.459	19.302	1'38.772	278.4	13:08'48.347
6	1.543	24.847	30.612	22.466	19.423	1'38.891	278.4	13:10'27.238
7	1.540	24.849	30.781	22.306	19.132	1'38.608	279.1	13:12'05.846
8	1.549	24.695	30.636	22.290	19.208	1'38.378	277.7	13:13'44.224
9	1.543	24.681	30.909	22.253	19.200	1'38.586	278.4	13:15'22.810
10	1.543	24.681	30.705	22.250	19.054	1'38.233	277.7	13:17'01.043
11	1.542	24.702	30.553	22.299	19.186	1'38.282	278.4	13:18'39.325
12	1.551	24.725	30.527	22.343	19.195	1'38.341	277.7	13:20'17.666
13	1.538	24.727	30.562	22.178	19.170	1'38.175	279.1	13:21'55.841
14	1.544	24.766	30.490	22.271	19.291	1'38.362	278.4	13:23'34.203
15	1.548	24.712	30.454	22.290	19.157	1'38.161	278.4	13:25'12.364
16	1.543	24.592	30.512	22.232	19.093	1'37.972	278.4	13:26'50.336
17	1.551	24.608	30.480	22.256	19.997	1'37.992	277.7	13:28'28.328
18	1.543	24.646	30.475	22.362	19.155	1'38.181	278.4	13:30'06.509
19	1.538	24.719	30.467	22.296	19.203	1'38.223	279.1	13:31'44.732
20	1.534	24.671	30.483	22.374	19.300	1'38.362	281.3	13:33'23.094
21	1.537	24.660	30.698	22.395</				



German Round, 16-17-18 September 2016 World Superbike - Chronological Analysis Race 1

Lausitzring 4.265 m

Start at 13:00'28.760

11	1.539	24.822	30.668	22.513	19.075	1'38.617	278.4	13:18'40.238
12	1.532	24.763	30.712	22.483	19.229	1'38.719	279.1	13:20'18.957
13	1.539	24.790	30.495	22.470	19.176	1'38.470	278.4	13:21'57.427
14	1.541	24.836	30.553	22.561	19.160	1'38.651	277.7	13:23'36.078
15	1.536	24.676	30.535	22.585	19.204	1'38.536	279.1	13:25'14.614
16	1.530	24.892	30.498	22.572	19.218	1'38.710	279.1	13:26'53.324
17	1.536	24.821	30.608	22.527	19.340	1'38.832	278.4	13:28'32.156
18	1.536	24.856	30.618	22.533	19.344	1'38.887	277.7	13:30'11.043
19	1.535	24.903	30.737	22.689	19.325	1'39.189	278.4	13:31'50.232
20	1.537	24.921	30.591	22.697	19.221	1'38.967	275.5	13:33'29.199
21	1.537	24.731	30.619	22.573	19.171	1'38.631	278.4	13:35'07.830

18	1.545	25.197	30.589	22.619	19.372	1'39.322	277.0	13:30'24.681
19	1.546	25.098	30.586	22.550	19.375	1'39.155	277.0	13:32'03.836
20	1.544	25.096	30.616	22.491	19.418	1'39.165	277.7	13:33'43.001
21	1.543	25.107	30.627	22.527	19.514	1'39.318	277.7	13:35'22.319

2 / 4

22 A. LOWES (1'38.254)

Lap	Seg. 1	Seg. 2	Seg. 3	Seg. 4	Seg. 5	Lap Time	km/h	Local Time
1			31.423	22.557	19.377	1'46.567		13:02'15.327
2	1.533	25.179	30.761	22.314	19.216	1'39.003	270.0	13:03'54.330
3	1.555	25.120	30.670	22.507	19.321	1'39.173	260.2	13:05'33.503
4	1.560	25.090	30.558	22.362	19.271	1'38.841	257.7	13:07'12.344
5	1.581	25.192	30.295	22.404	19.312	1'38.784	250.5	13:08'51.128
6	1.509	25.317	31.540	22.771	19.273	1'40.410	281.3	13:10'31.538
7	1.536	24.736	30.653	22.419	19.187	1'38.531	279.1	13:12'10.069
8	1.541	25.158	30.936	22.537	19.460	1'39.632	268.0	13:13'49.701
9	1.539	25.053	30.648	22.382	19.316	1'38.938	268.7	13:15'28.639
10	1.529	25.088	31.088	22.301	19.193	1'39.199	277.0	13:17'07.838
11	1.538	24.725	30.582	22.223	19.186	1'38.254	279.1	13:18'46.092
12	1.540	24.782	30.587	22.487	19.218	1'38.614	278.4	13:20'24.706
13	1.534	24.807	30.546	22.534	19.193	1'38.614	279.1	13:22'03.320
14	1.534	24.956	30.510	22.368	19.292	1'38.660	279.8	13:23'41.980
15	1.532	24.966	30.637	22.486	19.287	1'38.908	280.6	13:25'20.888
16	1.539	25.154	30.734	22.775	19.386	1'39.588	275.5	13:27'00.476
17	1.540	25.074	30.648	22.633	19.339	1'39.234	278.4	13:28'39.710
18	1.536	25.039	30.924	22.553	19.407	1'39.459	279.1	13:30'19.169
19	1.532	24.957	30.602	22.509	19.229	1'38.829	280.6	13:31'57.998
20	1.531	24.940	30.732	22.647	19.324	1'39.174	279.8	13:33'37.172
21	1.531	25.068	30.666	22.520	19.298	1'39.083	277.0	13:35'16.255

50 S. GUINTOLI (1'38.805)

Lap	Seg. 1	Seg. 2	Seg. 3	Seg. 4	Seg. 5	Lap Time	km/h	Local Time
1			31.018	22.568	19.461	1'46.364		13:02'15.124
2	1.523	25.115	30.477	22.537	19.333	1'38.985	277.7	13:03'54.109
3	1.516	25.059	30.701	22.479	19.486	1'39.241	279.8	13:05'33.350
4	1.524	25.014	30.545	22.402	19.320	1'38.805	279.8	13:07'12.155
5	1.528	25.007	30.479	22.416	19.457	1'38.887	279.1	13:08'51.042
6	1.522	25.162	30.623	22.434	19.358	1'39.099	277.7	13:10'30.141
7	1.524	25.352	30.843	22.511	19.475	1'39.705	277.7	13:12'09.846
8	1.524	25.229	30.832	22.649	19.395	1'39.629	274.8	13:13'49.475
9	1.525	25.151	31.050	22.496	19.363	1'39.585	277.7	13:15'29.060
10	1.520	25.224	31.043	22.603	19.291	1'39.681	279.8	13:17'08.741
11	1.523	25.222	30.975	22.601	19.457	1'39.778	279.8	13:18'48.519
12	1.534	25.297	30.795	22.559	19.410	1'39.595	279.1	13:20'28.114
13	1.524	25.215	30.586	22.483	19.410	1'39.218	273.4	13:22'07.332
14	1.520	25.221	30.534	22.465	19.376	1'39.116	278.4	13:23'46.448
15	1.530	25.256	30.682	22.572	19.471	1'39.511	277.7	13:25'25.959
16	1.527	25.081	30.535	22.461	19.442	1'39.046	279.1	13:27'05.005
17	1.530	25.232	30.566	22.673	19.450	1'39.451	277.7	13:28'44.456
18	1.530	25.275	30.841	22.630	19.376	1'39.652	279.1	13:30'24.108
19	1.528	25.036	30.630	22.527	19.360	1'39.081	279.8	13:32'03.189
20	1.523	25.152	30.617	22.634	19.453	1'39.379	279.8	13:33'42.568
21	1.527	25.296	30.564	22.650	19.476	1'39.513	279.8	13:35'22.081

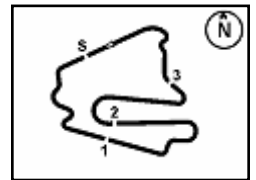
12 X. FORÉS (1'38.582)

Lap	Seg. 1	Seg. 2	Seg. 3	Seg. 4	Seg. 5	Lap Time	km/h	Local Time
1			31.164	22.441	19.227	1'45.605		13:02'14.365
2	1.542	25.056	30.862	22.677	19.242	1'39.379	273.4	13:03'53.744
3	1.543	25.003	30.633	22.282	19.233	1'38.694	276.2	13:05'32.438
4	1.546	24.844	30.625	22.317	19.250	1'38.582	277.7	13:07'11.020
5	1.553	25.171	31.145	22.458	19.325	1'39.652	275.5	13:08'50.672
6	1.565	25.156	30.687	22.468	19.397	1'39.273	273.4	13:10'29.945
7	1.566	25.111	30.984	22.659	19.438	1'39.758	273.4	13:12'09.703
8	1.562	25.084	30.891	22.517	19.505	1'39.559	274.1	13:13'49.262
9	1.560	25.038	30.723	22.518	19.374	1'39.213	274.8	13:15'28.475
10	1.562	25.041	31.538	22.537	19.326	1'40.004	274.1	13:17'08.479
11	1.550	25.051	30.673	23.102	19.513	1'39.889	277.0	13:18'48.368
12	1.559	25.089	30.673	22.657	19.413	1'39.391	275.5	13:20'27.759
13	1.555	25.013	30.632	22.679	19.443	1'39.322	275.5	13:22'07.081
14	1.558	25.090	30.580	22.968	19.479	1'39.675	276.2	13:23'46.756
15	1.544	25.207	30.763	22.902	19.499	1'39.915	277.0	13:25'26.671
16	1.547	25.110	30.679	22.584	19.419	1'39.339	277.7	13:27'06.010
17	1.548	25.125	30.665	22.585	19.426	1'39.349	277.0	13:28'45.359

P = Pits In/Out - C = Lap-Time Cancelled

These data/results cannot be reproduced, stored and/or transmitted in whole or in part by any manner of electronic, mechanical, photocopying, recording, broadcasting or otherwise now known or herein after developed without the previous express consent by the copyright owner, except for reproduction in daily press and regular printed publications on sale to the public within 60 days of the event related to those data/results and always provided that copyright symbol appears together as follows below.

© DORNA WSBK ORGANIZATION Srl 2016



German Round, 16-17-18 September 2016 World Superbike - Chronological Analysis Race 1

Lausitzring 4.265 m

Start at 13:00'28.760

3 / 4

1			32.251	23.081	19.908	1'49.642		13:02'18.402
2	1.528	25.786	31.389	23.151	19.718	1'41.572	280.6	13:03'59.974
3	1.524	25.766	31.605	22.921	19.473	1'41.289	279.1	13:05'41.263
4	1.545	25.430	31.260	22.976	19.640	1'40.851	277.7	13:07'22.114
5	1.548	25.439	31.359	23.075	19.635	1'41.056	277.7	13:09'03.170
6	1.547	25.375	31.212	22.995	19.687	1'40.816	277.0	13:10'43.986
7	1.544	25.316	31.101	23.256	19.719	1'40.936	278.4	13:12'24.922
8	1.548	25.193	31.422	22.954	19.631	1'40.748	277.7	13:14'05.700
9	1.549	25.219	31.212	23.237	19.664	1'40.881	277.7	13:15'46.551
10	1.550	25.448	31.149	23.027	19.607	1'40.781	277.7	13:17'27.332
11	1.548	25.399	31.165	22.999	19.505	1'40.616	278.4	13:19'07.948
12	1.547	25.545	31.347	23.066	19.709	1'41.214	277.0	13:20'49.162
13	1.552	25.350	31.293	23.077	19.605	1'40.877	277.7	13:22'30.039
14	1.545	25.289	31.111	22.959	19.575	1'40.479	278.4	13:24'10.518
15	1.540	25.240	30.981	22.880	19.562	1'40.203	279.1	13:25'50.721
16	1.543	25.496	31.294	23.199	19.541	1'41.073	278.4	13:27'31.794
17	1.542	25.479	31.076	22.899	19.548	1'40.544	278.4	13:29'12.328
18	1.545	25.429	31.225	23.104	19.645	1'40.948	278.4	13:30'53.286
19	1.541	25.273	31.178	22.945	19.534	1'40.471	279.1	13:32'33.757
20	1.539	25.152	31.053	22.990	19.673	1'40.407	279.1	13:34'14.164
21	1.544	25.296	31.124	22.809	19.813	1'40.586	279.1	13:35'54.750

8	1.599	25.645	31.621	22.571	19.755	1'41.191	268.7	13:14'09.336
9	1.596	25.546	31.479	22.851	19.877	1'41.349	269.3	13:15'50.685
10	1.593	25.540	31.180	23.075	19.862	1'41.250	269.3	13:17'31.935
11	1.588	25.543	31.554	22.920	20.022	1'41.627	270.7	13:19'13.562
12	1.593	25.594	31.381	23.107	20.055	1'41.730	269.3	13:20'55.292
13	1.591	25.929	31.290	22.848	20.058	1'41.716	270.0	13:22'37.008
14	1.582	25.714	31.621	23.085	19.991	1'41.993	271.4	13:24'19.001
15	1.571	25.813	31.428	22.860	20.035	1'41.707	272.1	13:26'00.708
16	1.589	28.620	31.896	23.030	20.244	1'45.379	270.0	13:27'46.087
17	1.605	25.883	31.874	23.103	20.060	1'42.525	267.3	13:29'28.612
18	1.613	26.065	32.109	23.116	20.263	1'43.166	262.7	13:31'11.778
19	1.606	26.134	31.916	23.488	20.297	1'43.441	265.3	13:32'55.219
20	1.608	25.993	31.986	23.351	20.311	1'43.249	267.3	13:34'38.468
21	1.603	26.235	32.220	23.427	20.402	1'43.887	267.3	13:36'22.355

56 P. SEBESTYÁN (1'41.768)									
Lap	Seg. 1	Seg. 2	Seg. 3	Seg. 4	Seg. 5	Lap Time	km/h	Local Time	
1				32.139	23.734	20.106	1'51.210		13:02'19.970
2	1.575	26.324	31.633	23.173	19.843	1'42.548	269.3	13:04'02.518	
3	1.589	25.988	31.653	23.128	19.920	1'42.278	265.3	13:05'44.796	
4	1.593	25.741	31.489	23.028	19.917	1'41.768	268.0	13:07'26.564	
5	1.593	25.854	31.575	23.082	19.950	1'42.054	267.3	13:09'08.618	
6	1.605	25.935	31.621	23.071	20.092	1'42.324	264.0	13:10'50.942	
7	1.598	25.972	31.609	23.997	20.699	1'43.275	264.7	13:12'34.217	
8	1.605	26.101	31.837	23.216	20.176	1'42.935	264.7	13:14'17.152	
9	1.607	26.061	31.781	23.165	19.943	1'42.557	264.7	13:15'59.709	
10	1.603	26.015	32.032	23.657	19.982	1'43.289	266.0	13:17'42.998	
11	1.596	25.951	32.030	23.184	19.922	1'42.683	266.7	13:19'25.881	
12	1.605	26.092	31.741	23.256	19.914	1'42.608	262.7	13:21'08.289	
13	1.598	25.984	31.503	23.318	20.162	1'42.565	268.0	13:22'50.854	
14	1.603	26.024	31.736	23.257	20.067	1'42.687	265.3	13:24'33.541	
15	1.598	26.130	31.630	23.428	19.979	1'42.765	267.3	13:26'16.306	
16	1.595	26.023	31.649	23.167	20.026	1'42.460	268.7	13:27'58.766	
17	1.598	26.240	31.905	23.784	20.376	1'43.903	268.0	13:29'42.669	
18	1.619	26.358	32.174	23.889	20.324	1'43.864	264.0	13:31'26.533	
19	1.610	26.362	34.398	23.385	20.218	1'45.973	265.3	13:33'12.506	
20	1.611	26.757	32.093	23.682	20.366	1'44.509	264.0	13:34'57.015	

4 G. VIZZIELLO (1'41.563)									
Lap	Seg. 1	Seg. 2	Seg. 3	Seg. 4	Seg. 5	Lap Time	km/h	Local Time	
1				31.949	22.913	20.445	1'49.697		13:02'18.457
2	1.566	25.955	31.487	23.023	19.817	1'41.848	269.3	13:04'00.305	
3	1.545	25.693	31.559	23.060	19.979	1'41.836	277.0	13:05'42.141	
4	1.560	25.862	31.448	22.838	19.855	1'41.563	274.8	13:07'23.704	
5	1.558	25.717	31.340	23.016	32.359	1'53.990 P	275.5	13:09'17.694	
6			32.326	23.325	20.170	2'05.535 P		13:11'23.229	
7	1.590	25.753	31.939	23.624	20.278	1'43.184	270.0	13:13'06.413	
8	1.603	25.943	31.875	23.499	20.021	1'42.941	264.0	13:14'49.354	
9	1.587	25.805	32.101	23.281	20.346	1'43.120	270.0	13:16'32.474	
10	1.603	26.107	32.249	23.727	20.161	1'43.847	265.3	13:18'16.321	
11	1.582	25.990	32.073	23.546	20.277	1'43.468	271.4	13:19'59.789	
12	1.591	26.024	32.472	24.378	20.144	1'44.609	270.0	13:21'44.398	
13	1.587	26.263	32.439	23.902	21.283	1'45.474	269.3	13:23'29.872	
14	1.580	30.282	32.528	23.241	20.184	1'47.815	271.4	13:25'17.687	
15	1.596	26.248	32.415	23.765	19.976	1'44.000	266.0	13:27'01.687	
16	1.581	25.914	31.908	24.417	21.347	1'45.167	270.0	13:28'46.854	
17	1.577	25.986	31.951	23.793	20.537	1'43.844	272.1	13:30'30.698	
18	1.587	25.953	32.666	23.779	20.377	1'44.362	268.7	13:32'15.060	
19	1.573	26.198	32.216	23.539	20.460	1'43.986	270.7	13:33'59.046	
20	1.579	26.564	32.587	23.559	20.474	1'44.763	270.7	13:35'43.809	

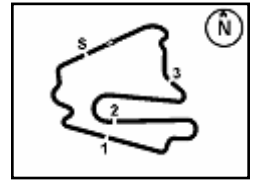
11 S. AL SULAITI (1'41.895)									
Lap	Seg. 1	Seg. 2	Seg. 3	Seg. 4	Seg. 5	Lap Time	km/h	Local Time	
1				32.282	23.308	19.914	1'50.372		13:02'19.132
2	1.580	25.831	31.817	23.446	19.837	1'42.511	260.2	13:04'01.643	
3	1.580	26.017	31.500	23.148	19.835	1'42.080	264.0	13:05'43.723	
4	1.586	25.732	31.557	23.143	19.877	1'41.895	266.0	13:07'25.618	
5	1.578	26.124	31.656	23.201	19.964	1'42.523	269.3	13:09'08.141	
6	1.589	25.918	31.533	23.074	19.991	1'42.105	264.7	13:10'50.246	
7	1.602	25.833	31.408	23.316	21.229	1'43.388	257.7	13:12'33.634	
8	1.604	26.066	31.800	23.170	20.289	1'42.929	262.7	13:14'16.563	
9	1.615	25.910	31.642	23.296	19.911	1'42.374	254.0	13:15'58.937	
10	1.588	26.426	32.020	23.279	20.166	1'43.479	266.0	13:17'42.416	
11	1.588	25.811	31.719	23.161	20.028	1'42.307	266.7	13:19'24.723	
12	1.591	25.872	31.699	23.465	20.105	1'42.722	265.3	13:21'07.445	
13	1.584	25.787	31.952	23.151	20.178	1'42.652	268.0	13:22'50.097	
14	1.601	25.909	31.752	23.149	19.948	1'42.359	261.5	13:24'32.456	
15	1.586	25.764	31.749	23.335	20.187	1'42.621	268.7	13:26'15.077	
16	1.597	26.056	31.731	23.026	20.026	1'42.436	266.7	13:27'57.513	

119 P. SZKOPEK (1'40.961)									
Lap	Seg. 1	Seg. 2	Seg. 3	Seg. 4	Seg. 5	Lap Time	km/h	Local Time	
1				32.265	23.331	19.951	1'50.864		13:02'19.624
2	1.581	25.631	31.650	22.667	19.884	1'41.413	269.3	13:04'01.037	
3	1.586	25.637	31.200	23.035	19.909	1'41.367	267.3	13:05'42.404	
4	1.578	25.968	31.500	22.650	20.092	1'41.788	272.1	13:07'24.192	
5	1.591	25.542	31.244	22.847	20.298	1'41.522	269.3	13:09'05.714	
6	1.609	25.906	31.384	22.756	19.815	1'41.470	266.0	13:10'47.184	
7	1.597	25.522	31.219	22.679	19.944	1'40.961	268.7	13:12'28.145	

P = Pits In/Out - C = Lap-Time Cancelled

These data/results cannot be reproduced, stored and/or transmitted in whole or in part by any manner of electronic, mechanical, photocopying, recording, broadcasting or otherwise now known or herein after developed without the previous express consent by the copyright owner, except for reproduction in daily press and regular printed publications on sale to the public within 60 days of the event related to those data/results and always provided that copyright symbol appears together as follows below.

© DORNA WSBK ORGANIZATION Srl 2016



Lausitzring 4.265 m

4 / 4

German Round, 16-17-18 September 2016 World Superbike - Chronological Analysis Race 1

Start at 13:00'28.760

17 1.591 1'14.571 3'53.047 P 265.3 13:31'50.560

21 M. REITERBERGER (1'38.235)

Lap	Seg. 1	Seg. 2	Seg. 3	Seg. 4	Seg. 5	Lap Time	km/h	Local Time
1			31.185	22.470	19.087	1'45.717 P		13:02'14.477
2	1.514	25.199	30.752	22.288	19.128	1'38.881	272.7	13:03'53.358
3	1.507	25.040	30.591	22.378	19.038	1'38.554	281.3	13:05'31.912
4	1.510	24.938	30.502	22.432	19.102	1'38.484	286.6	13:07'10.396
5	1.511	24.933	30.445	22.254	19.092	1'38.235	282.0	13:08'48.631
6	1.520	24.930	30.561	22.335	19.382	1'38.728	278.4	13:10'27.359
7	1.518	25.178	30.769	22.599	19.212	1'39.276	277.0	13:12'06.635
8	1.529	25.067	30.581	29.941	1'02.186	2'29.304	270.7	13:14'35.939

32 L. SAVADORI (1'37.640)

Lap	Seg. 1	Seg. 2	Seg. 3	Seg. 4	Seg. 5	Lap Time	km/h	Local Time
1			30.617	22.478	19.234	1'44.029		13:02'12.789
2	1.506	25.058	30.466	22.195	18.993	1'38.218	281.3	13:03'51.007
3	1.528	24.673	30.371	22.109	18.959	1'37.640	275.5	13:05'28.647
4	1.518	24.763	30.412	22.206	18.985	1'37.884	281.3	13:07'06.531
5	1.521	24.726	30.462	22.249	18.992	1'37.950	280.6	13:08'44.481
6	1.513	24.836	30.381	22.529	18.972	1'38.231	282.0	13:10'22.712
7	1.523	24.852	30.426	22.430	19.099	1'38.330	279.8	13:12'01.042

1 J. REA (1'37.811)

Lap	Seg. 1	Seg. 2	Seg. 3	Seg. 4	Seg. 5	Lap Time	km/h	Local Time
1			30.562	22.426	19.021	1'43.313		13:02'12.073
2	1.528	24.786	30.415	22.353	18.893	1'37.975	281.3	13:03'50.048
3	1.528	24.816	30.318	22.239	18.910	1'37.811	278.4	13:05'27.859
4	1.528	24.741	30.403	22.486	19.069	1'38.227	281.3	13:07'06.086
5	1.533	24.653	30.393	22.349	19.131	1'38.059	279.8	13:08'44.145
6	1.534	24.813	30.367	22.437	19.140	1'38.291	279.1	13:10'22.436
7	1.536	24.722	30.395	52.940	41.329	2'30.922 P	279.1	13:12'53.358

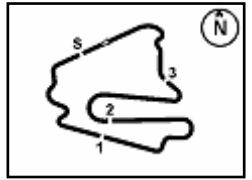
17 K. ABRAHAM (40'39.999)

Lap	Seg. 1	Seg. 2	Seg. 3	Seg. 4	Seg. 5	Lap Time	km/h	Local Time
1			46.805	25.517	29.494	2'16.619 P		13:02'45.379

P = Pits In/Out - C = Lap-Time Cancelled

These data/results cannot be reproduced, stored and/or transmitted in whole or in part by any manner of electronic, mechanical, photocopying, recording, broadcasting or otherwise now known or herein after developed without the previous express consent by the copyright owner, except for reproduction in daily press and regular printed publications on sale to the public within 60 days of the event related to those data/results and always provided that copyright symbol appears together as follows below.

© DORNA WSBK ORGANIZATION Srl 2016

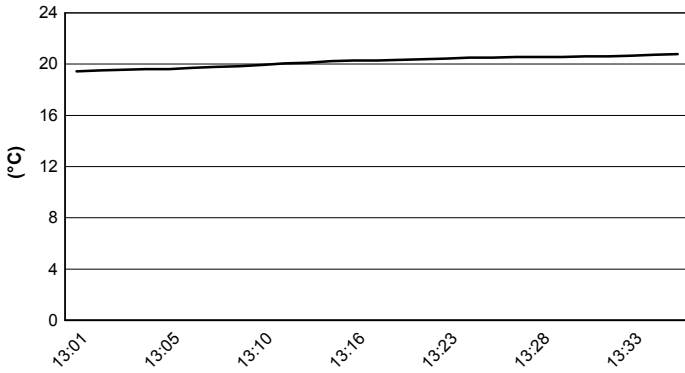


Lausitzring 4.265 m

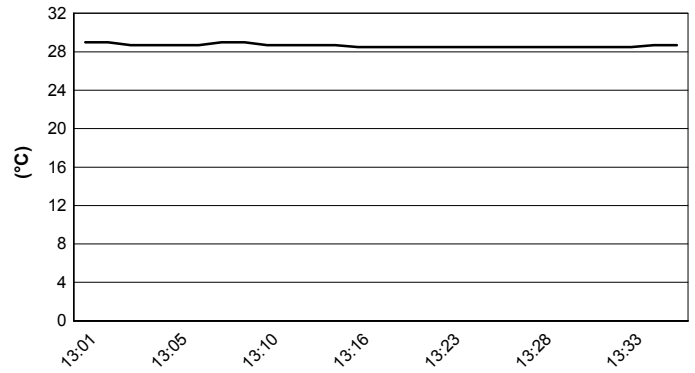
German Round, 16-17-18 September 2016 World Superbike - Weather Report Race 1

Session started 13:00 Session ended 13:36

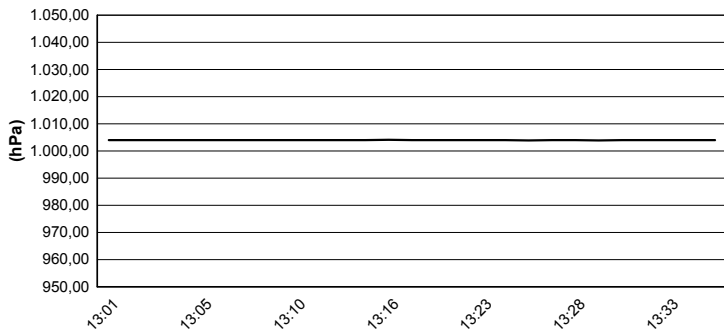
Air Temperature



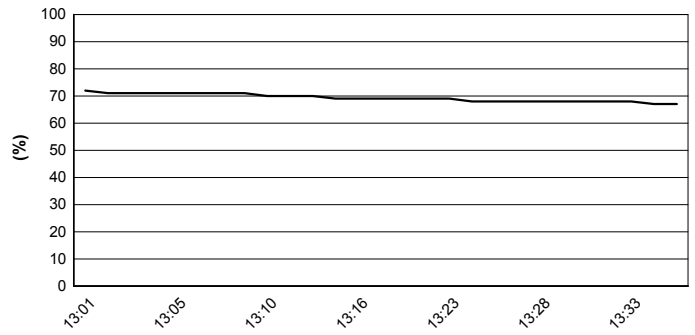
Track Temperature



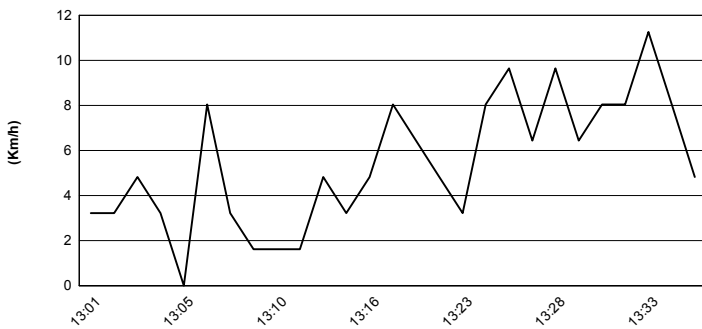
Air Pressure



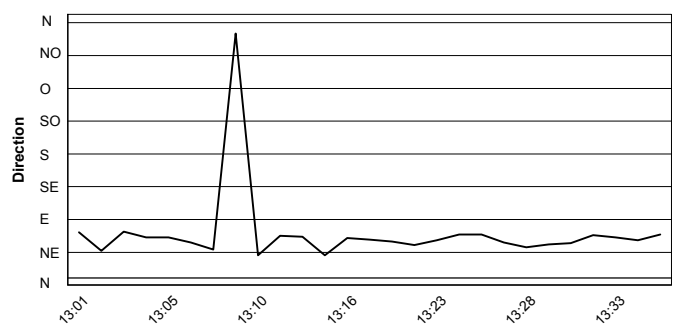
Humidity



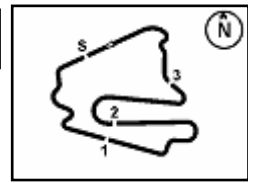
Wind Speed



Wind Direction



These data/results cannot be reproduced, stored and/or transmitted in whole or in part by any manner of electronic, mechanical, photocopying, recording, broadcasting or otherwise now known or herein after developed without the previous express consent by the copyright owner, except for reproduction in daily press and regular printed publications on sale to the public within 60 days of the event related to those data/results and always provided that copyright symbol appears together as follows below.
© DORNA WSBK ORGANIZATION Srl 2016



Lausitzring 4.265 m

1 / 2

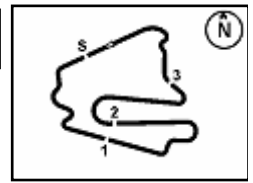
German Round, 16-17-18 September 2016 World Superbike - Championship Standings

Points	Points From First	Points From Previous	February 28		March 13		April 3		April 17		May 1		May 15		May 29		June 19		July 10		September 18		October 2		October 16		October 28		
			PHILLIP ISLAND	BURIRAM	ARAGON	ASSEN	IMOLA	SEPANG	DONINGTON PARK	MISANO	LAGUNA SECA	LAUSITZRING	MAGNY-COURS	JEREZ	LOSAIL														
1 REA Jonathan (GBR)	368		25 25	25 20	20 16	25 25	20 20	20 16	16 20	25 25	25	25 25	25	25	25	25	25	25	25	25	25								
2 SYKES Tom (GBR)	342	26	11 10	20 25	16 20	20	16 16	25 8	25 25	20 20	20 25	20	25	20	25	20	25	20	25	20	20								
3 DAVIES Chaz (GBR)	285	83 57	20 6	13 16	25 25	20 11	25 25	16 13	16	13	16	25	16	13	16	25	13	16	25	16	25								
4 VAN DER MARK Michael (NED)	195	173 90	16 20	16 13	9	16	9 7	9 10	8 8	16 6	13 9	10	16	6	13	9	10	16	13	9	10								
5 GIUGLIANO Davide (ITA)	194	174 1	13 16	6	11 10	8	11 13	10 20	20 9	2 16	20 9	2 16	20 9	2 16	20 9	2 16	20 9	2 16	20 9	2 16	20 9								
6 HAYDEN Nicky (USA)	189	179 5	7 13	11	10	16 10	7 8	8 25	11 10	10	16 11	16	10	16 11	16	10	16 11	16	10	16 11	16								
7 TORRES Jordi (ESP)	168	200 21	8 9	8 8	9 11	11 1	13 9	13 3	9 5	11 9	8 10	13	9 5	11 9	8 10	13	9 5	11 9	8 10	13	9 5								
8 CAMIER Leon (GBR)	121	247 47	9	5 5	13 16	13 7	10 11	6 7	13 11	8	5	11	8	5	11	8	5	11	8	5	11								
9 SAVADORI Lorenzo (ITA)	110	258 11	4	6 7	6 5	10 13	8 5	2	10 13	11	10	10	10	10	10	10	10	10	10	10	10								
10 FORÉS Xavi (ESP)	103	265 7		2	18 18	13 13	3 6	6 6	2 5	4 2	13	9 13	6	13	9 13	6	13	9 13	6	13	9 13								
11 LOWES Alex (GBR)	102	266 1	2	10	8 7	8 9	5 10	11		3 8	11 2	8	10	10	10	10	10	10	10	10	10								
12 REITERBERGER Markus (GER)	68	300 34	8	11 9	2 1	9	3 4	6	5	10	12	12	12	12	12	12	12	12	12	12	12								
13 GUINTOLI Sylvain (FRA)	65	303 3	10 11	9 10	7 6	5	8 8	9 11	11 11	12 12	13 13	13 14	13	13	13 14	13	13	13 14	13	14	13								
14 RAMOS Román (ESP)	63	305 2	5 4	4 4	4 4	7 4	14 14	14 16	3 3	7 4	1 6	3	16 15	15 15	16 13	14	16 15	15 15	16 13	14									
15 DE ANGELIS Alex (RSM)	60	308 3	3	7 2	5 8	4	1 2	9	1	4 3	7	4	15 14	16 16	15 16	15	16 16	15 16	15	16	15								
16 BROOKES Joshua (AUS)	60	308 0	6 7	1	3 3	5	2 3	5 4	2 7	5 2	3	2	10 9	10 13	14 15	15	14 14	14 14	13 14	15	15								
17 WEST Anthony (AUS)	55	313 5						7 11	6 4	6 5	4 7	5	20 17	18 17	17 17	17 17	17 17	17 17	17 17	17 17									
18 ABRAHAM Karel (CZE)	32	336 23	3 5	1	1 2	2	4	7	1	2 4	4	4	13 12	16 16	17 17	17 17	17 17	17 17	17 17	17 17									
19 CANEPA Niccolò (ITA)	30	338 2								9 7	6 8	8					20 19	19 19	19 19	19 19									
20 BAIOTTO Matteo (ITA)	12	356 18	3 3	3	2	4	18 18	18 19	19 19	19 19	19 19	19 19	19 19	19 19	19 19	19 19	19 19	19 19	19 19	19 19									
21 MAHIAS Lucas (FRA)	9	359 3			6 3	19 18	19 19	19 20	20 20	20 21	21 21	21					20 21	21 21	21	21									
22 BEAUBIER Cameron (USA)	6	362 3							6	21	22 22	22 22	22 22	22 22	22 22	22 22	22 22	22 22	22 22	22 22									
23 DE ROSA Raffaele (ITA)	5	363 1									5	23																	
24 SCHMITTER Dominic (SUI)	5	363 0					1	22	24 25	22 23	24 24	24 23																	
25 SCASSA Luca (ITA)	4	364 1							3	21 21	21 22	23 23																	

First Line: Championship Standings - Second Line: Ranking Progression

These data/results cannot be reproduced, stored and/or transmitted in whole or in part by any manner of electronic, mechanical, photocopying, recording, broadcasting or otherwise now known or herein after developed without the previous express consent by the copyright owner, except for reproduction in daily press and regular printed publications on sale to the public within 60 days of the event related to those data/results and always provided that copyright symbol appears together as follows below.

© DORNA WSBK ORGANIZATION Srl 2016



Lausitzring 4.265 m

2 / 2

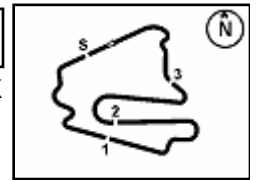
German Round, 16-17-18 September 2016
World Superbike - Championship Standings

Points	Points From First	Points From Previous	February 28		March 13		April 3		April 17		May 1		May 15		May 29		June 19		July 10		September 18		October 2		October 16		October 28	
			PHILLIP ISLAND	BURIRAM	ARAGON	ASSEN	IMOLA	SEPANG	DONINGTON PARK	MISANO	LAGUNA SECA	LAUSITZRING	MAGNY-COURS	JEREZ	LOSAIL													
26 JONES Mike (AUS)	2	366	2	14 16	18 18	19 19	20 20	20 20	22 22	22 23	24 24	24 26	26															
27 HOOK Josh (AUS)	2	366	0						1 24 22	1 22 23	24 24	24 26	26															
28 BARRIER Sylvain (FRA)	2	366	0	1 15 16	1 18 18	19 19	20 20	20 20	22 22	22 23	24 24	24 26	26															
29 AL SULAITI Saeed (QAT)	1	367	1									1 29 29																
30 SZKOPEK Pawel (POL)	1	367	0								1 28 28	28 29	29															
31 LUSSIANA Matthieu (FRA)	1	367	0				1 22 22	22 22	24 25	26 27	28 28	28 29	29															

First Line: Championship Standings - Second Line: Ranking Progression

These data/results cannot be reproduced, stored and/or transmitted in whole or in part by any manner of electronic, mechanical, photocopying, recording, broadcasting or otherwise now known or herein after developed without the previous express consent by the copyright owner, except for reproduction in daily press and regular printed publications on sale to the public within 60 days of the event related to those data/results and always provided that copyright symbol appears together as follows below.

© DORNA WSBK ORGANIZATION Srl 2016



German Round, 16-17-18 September 2016 World Superbike - Manufacturers Standings

Lausitzring 4.265 m

	Points	Points From First	Points From Previous	February 28 PHILLIP ISLAND		March 13 BURIRAM		April 3 ARAGON		April 17 ASSEN		May 1 IMOLA		May 15 SEPANG		May 29 DONINGTON PARK		June 19 MISANO		July 10 LAGUNA SECA		September 18 LAUSITZRING		October 2 MAGNY-COURS		October 16 JEREZ		October 28 LOSAIL	
				1	2	1	2	1	2	1	2	1	2	1	2	1	2	1	2	1	2	1	2	1	2	1	2	1	2
1	KAWASAKI	441			25	25	25	25	20	20	25	25	20	20	25	16	25	25	25	25	25	25	20						
					1	1	1	1	1	1	1	1	1	1	1	1	1	1	1	1	1	1	1						
2	DUCATI	351	90		20	16	13	16	25	25	20	11	25	25	16	20	20	16	13	16	9	20	25						
					2	2	3	2	2	2	2	2	2	2	2	2	2	2	2	2	2	2	2	2					
3	HONDA	257	184	94	16	20	16	13	10	9	16	16	9	8	9	25	11	10	16	10	16	11	16						
					3	2	2	2	3	3	3	3	3	3	3	3	3	3	3	3	3	3	3	3					
4	BMW	178	263	79	8	9	11	9	9	11	11	2	13	9	13	6	9	7	11	9	8	10	13						
					6	5	5	5	5	4	4	5	4	4	4	4	4	4	4	4	4	4	4	4					
5	YAMAHA	149	292	29	10	11	10	10	8	7	8	9	5	10	11		6	9	8	11	8	8							
					4	4	4	4	4	5	5	4	5	5	5	5	5	5	5	5	5	5	5	5					
6	APRILIA	132	309	17	4	3	7	7	6	8	10	13	8	5	9		10	13	4	11	10	4							
					7	7	6	6	6	6	6	6	6	6	6	6	6	6	6	6	6	6	6	6					
7	MV AGUSTA	121	320	11	9		5	5	13	7	10	11	6	7	13	11	8		5	7	11	7							
					5	6	6	7	7	7	7	7	7	7	7	7	7	7	7	7	7	7	7	7					

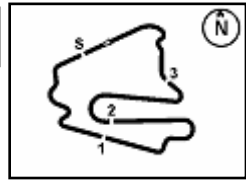
First Line: Championship Standings - Second Line: Ranking Progression

These data/results cannot be reproduced, stored and/or transmitted in whole or in part by any manner of electronic, mechanical, photocopying, recording, broadcasting or otherwise now known or herein after developed without the previous express consent by the copyright owner, except for reproduction in daily press and regular printed publications on sale to the public within 60 days of the event related to those data/results and always provided that copyright symbol appears together as follows below.

© DORNA WSBK ORGANIZATION Srl 2016

FICR PEROGIA TINO





German Round, 16-17-18 September 2016
World Superbike - Pirelli Best Lap Award

Lausitzring 4.265 m

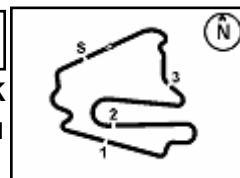
Points	Points From First	Points From Previous	February 28	March 13	April 3	April 17	May 1	May 15	May 29	June 19	July 10	September 18	October 2	October 16	October 28	
			PHILLIP ISLAND	BURIRAM	ARAGON	ASSEN	IMOLA	SEPANG	DONINGTON PARK	MISANO	LAGUNA SECA	LAUSITZRING	MAGNY-COURS	JEREZ	LOSAIL	
Fastest Laps																
1 DAVIES Chaz (GBR)	8		1		1 1	1	1 1				1	1				
2 REA Jonathan (GBR)	5 3			1 1		1			1 1							
3 SYKES Tom (GBR)	3 5 2							1		1	1					
4 GIUGLIANO Davide (ITA)	2 6 1	1						1								
5 LOWES Alex (GBR)	1 7 1									1						

These data/results cannot be reproduced, stored and/or transmitted in whole or in part by any manner of electronic, mechanical, photocopying, recording, broadcasting or otherwise now known or herein after developed without the previous express consent by the copyright owner, except for reproduction in daily press and regular printed publications on sale to the public within 60 days of the event related to those data/results and always provided that copyright symbol appears together as follows below.

© DORNA WSBK ORGANIZATION Srl 2016

FICR PEROGIA TINING





Lausitzring 4.265 m

German Round, 16-17-18 September 2016

World Superbike - Best Laps & Speeds

1 / 2

No.	Rider	Nat	Bike	Best Lap		FP1		FP2		FP3		SP1		SP2		RC1			
				laps	speed	laps	speed	laps	speed	laps	speed	laps	speed	laps	speed	laps	speed		
1	C. DAVIES	GBR	Ducati Panigale R	83	283	25	281	23	282	7	246		7	282	21	283	1'37.357	1'37.357	
2	L. SAVADORI	ITA	Aprilia RSV4 RF	67	285	22	283	23	285	7	245		8	283	7	282	1'37.449	1'37.449	
3	M. REITERBERGER	GER	BMW S1000 RR	67	287	24	284	26	284	3	241		6	284	8	287	1'37.483	1'37.483	
4	T. SYKES	GBR	Kawasaki ZX-10R	76	285	22	283	20	285	7	260		6	281	21	284	1'37.557	1'37.557	
5	N. HAYDEN	USA	Honda CBR1000RR SP	78	284	24	279	25	281	4	246		4	279	21	284	1'37.713	1'37.713	
6	S. GUINTOLI	FRA	Yamaha YZF R1	80	282	22	280	22	281	7	245		8	282	21	280	1'37.753	1'37.753	
7	J. TORRES	ESP	BMW S1000 RR	90	288	29	284	27	287	6	243		7	285	21	288	1'37.775	1'37.775	
8	A. LOWES	GBR	Yamaha YZF R1	55	281	26	279	7	279	1	221				21	281	1'37.805	1'37.805	
9	L. CAMIER	GBR	MV Agusta 1000 F4	84	281	24	276	25	281	7	244		7	275	21	281	1'37.809	1'37.809	
10	J. REA	GBR	Kawasaki ZX-10R	70	284	19	284	25	284	7	258	6	272	6	281	7	281	1'37.811	1'37.811
11	M. VAN DER MARK	NED	Honda CBR1000RR SP	86	284	28	282	23	282	7	238		7	279	21	284	1'37.927	1'37.927	
12	D. GIUGLIANO	ITA	Ducati Panigale R	81	280	20	277	21	278	7	232	6	260	6	280	21	279	1'38.265	1'38.265
13	A. DE ANGELIS	RSM	Aprilia RSV4 RF	81	291	23	289	25	291	7	252	5	285		21	286	1'38.356	1'38.356	
14	X. FORÉS	ESP	Ducati Panigale R	62	278	19	278	9	276	7	253	6	274		21	278	1'38.582	1'38.582	
15	A. WEST	AUS	Kawasaki ZX-10R	83	282	22	279	26	281	7	253	7	271		21	282	1'38.790	1'38.790	
16	R. RAMOS	ESP	Kawasaki ZX-10R	77	281	20	278	23	280	7	253	6	273		21	281	1'39.915	1'39.915	
17	L. SCASSA	ITA	Ducati Panigale R	69	275	12	273	23	274	7	242	6	267		21	275	1'40.031	1'40.031	
18	P. SZKOPEK	POL	Yamaha YZF R1	64	272	13	270	17	272	7	258	6	257		21	272	1'40.060	1'40.060	
19	J. BROOKES	AUS	BMW S1000 RR	69	282	22	282	13	282	7	265	6	267		21	281	1'40.203	1'40.203	
20	K. ABRAHAM	CZE	BMW S1000 RR	57	281	24	280	23	281	7	246	3	253				1'40.618	1'40.618	

These data/results cannot be reproduced, stored and/or transmitted in whole or in part by any manner of electronic, mechanical, photocopying, recording, broadcasting or otherwise now known or herein after developed without the previous express consent by the copyright owner, except for reproduction in daily press and regular printed publications on sale to the public within 60 days of the event related to those data/results and always provided that copyright symbol appears together as follows below.

© DORNA WSBK ORGANIZATION Srl 2016



Lausitzring 4.265 m

German Round, 16-17-18 September 2016 World Superbike - Best Laps & Speeds

2 / 2

No.	Rider		Best Lap		FP1		FP2		FP3		SP1		SP2		RC1	
	Nat	Bike	laps	speed	laps	speed	laps	speed	laps	speed	laps	speed	laps	speed	laps	speed
21	4	G. VIZZIELLO	1'40.924		1'41.693		1'40.924		2'01.547		1'51.418				1'41.563	
	ITA	Kawasaki ZX-10R	62	277	15	276	14	276	7	254	6	263			20	277
22	9	D. SCHMITTER	1'41.026		1'42.181		1'41.602		2'04.071		1'47.040				1'41.026	
	SUI	Kawasaki ZX-10R	75	274	22	271	20	273	7	236	5	274			21	274
23	56	P. SEBESTYÉN	1'41.543		1'42.726		1'41.543		1'59.992		1'52.356				1'41.768	
	HUN	Yamaha YZF R1	77	272	21	269	23	272	7	246	6	261			20	269
24	11	S. AL SULAITI	1'41.895		1'43.588		1'42.294		2'06.110		1'54.203				1'41.895	
	QAT	Kawasaki ZX-10R	68	269	14	268	23	267	7	243	7	246			17	269

17/09/2016

These data/results cannot be reproduced, stored and/or transmitted in whole or in part by any manner of electronic, mechanical, photocopying, recording, broadcasting or otherwise now known or herein after developed without the previous express consent by the copyright owner, except for reproduction in daily press and regular printed publications on sale to the public within 60 days of the event related to those data/results and always provided that copyright symbol appears together as follows below.

© DORNA WSBK ORGANIZATION Srl 2016

FICR PERUGIA TIMING

