

German Round, 16-17-18 September 2016 World Superbike - Results Race 2

Laps 16 = 68,240 Km - Time Of Race 31'39.737 - Avg. 129,315 km/h

Lausitzring 4.265 m

1 / 2

Pos	Race	Grid	No. Rider	Nat	Team	Bike	LL	Gap	Fastest Lap	Speed	Qualifying		Ranking			
											Time	Speed	R1	R2	Tot	Pos
1	6	1	J. REA	GBR	Kawasaki Racing Team	Kawasaki ZX-10R	16		1'57.215	248,2	1'39.421	281,3	25	393	1	
2	18	15	A. DE ANGELIS	RSM	IodaRacing Team	Aprilia RSV4 RF	16	9.396	1'56.949	255,2	1'49.945	285,0	4	20	80	12
3	13	12	X. FORÉS	ESP	Barni Racing Team	Ducati Panigale R	16	13.041	1'56.386	255,9	1'46.973	274,1	6	16	119	9
4	7	2	L. CAMIER	GBR	MV Agusta Reparto Corse	MV Agusta 1000 F4	16	15.728	1'57.073	253,4	1'39.525	274,8	11	13	134	8
5	9	50	S. GUINTOLI	FRA	Pata Yamaha Official WorldSBK Team	Yamaha YZF R1	16	17.100	1'56.515	246,5	1'39.786	282,0	7	11	76	13
6	1	7	C. DAVIES	GBR	Aruba.it Racing - Ducati	Ducati Panigale R	16	19.780	1'57.321	240,9	1'37.883	282,0	25	10	295	3
7	17	25	J. BROOKES	AUS	Milwaukee BMW	BMW S1000 RR	16	32.208	1'57.879	255,2	1'48.616	266,7	2	9	69	15
8	10	60	M. VAN DER MARK	NED	Honda World Superbike Team	Honda CBR1000RR SP	16	54.373	1'57.893	251,1	1'40.399	279,1	10	8	203	4
9	15	40	R. RAMOS	ESP	Team GoEleven	Kawasaki ZX-10R	16	57.271	2'00.043	249,3	1'47.776	273,4	3	7	70	14
10	3	69	N. HAYDEN	USA	Honda World Superbike Team	Honda CBR1000RR SP	16	59.671	1'58.889	250,5	1'38.875	279,1	16	6	195	5
11	19	99	L. SCASSA	ITA	VFT Racing	Ducati Panigale R	16	1'01.938	1'59.390	249,9	1'50.132	267,3	1	5	9	22
12	2	66	T. SYKES	GBR	Kawasaki Racing Team	Kawasaki ZX-10R	16	1'14.028	1'59.939	252,8	1'38.008	281,3	20	4	346	2
13	20	4	G. VIZZIELLO	ITA	Grillini Racing Team	Kawasaki ZX-10R	16	1'14.038	2'00.984	244,2	1'51.418	262,7	3	3	3	26
14	21	119	P. SZKOPEK	POL	Team Tóth	Yamaha YZF R1	16	1'46.309	1'58.852	253,4	1'51.870	257,1	2	3	3	27
15	22	17	K. ABRAHAM	CZE	Milwaukee BMW	BMW S1000 RR	16	1'51.775	2'02.150	244,2	1'52.074	253,4	1	33	18	
16	23	56	P. SEBESTYÉN	HUN	Team Tóth	Yamaha YZF R1	15	1 Lap	2'03.537	238,8	1'52.356	260,8				
-----Not Classified-----																
RET	14	9	D. SCHMITTER	SUI	Grillini Racing Team	Kawasaki ZX-10R	12	4 Laps	2'04.397	246,5	1'47.040	274,1		5	25	
RET	24	11	S. AL SULAITI	QAT	Pedercini Racing	Kawasaki ZX-10R	10	6 Laps	2'05.808	237,2	1'54.203	245,9		1	31	
RET	12	22	A. LOWES	GBR	Pata Yamaha Official WorldSBK Team	Yamaha YZF R1	9	7 Laps	1'59.313	239,9	0.000		8	102	11	
RET	11	21	M. REITERBERGER	GER	Althea BMW Racing Team	BMW S1000 RR	8	8 Laps	2'02.023	243,1	1'41.583	283,5		68	16	
RET	4	32	L. SAVADORI	ITA	IodaRacing Team	Aprilia RSV4 RF	6	10 Laps	1'57.777	238,3	1'39.208	282,8		110	10	
RET	16	13	A. WEST	AUS	Pedercini Racing	Kawasaki ZX-10R	6	10 Laps	1'58.558	232,6	1'48.448	270,7	5	55	17	
RET	5	81	J. TORRES	ESP	Althea BMW Racing Team	BMW S1000 RR	6	10 Laps	2'00.660	247,0	1'39.220	285,0	13	168	7	
RET	8	34	D. GIUGLIANO	ITA	Aruba.it Racing - Ducati	Ducati Panigale R	3	13 Laps	1'59.347	222,0	1'39.729	279,8	9	194	6	

AIR	Humidity:	90%	Temp:	12°C
TRACK	Condition:	Wet	Temp:	18°C

Fastest Lap	13° Xavi Forés	1'56.386	131,923	Km/h
Lap Record:	2016 C.Davies	1'37.357	157,710	Km/h
Best Lap	2016 C.Davies	1'37.357	157,710	Km/h

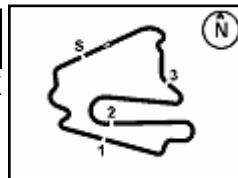
LAP LEADERS				
No. Rider	From	To	Laps	Total
1 J. REA	1	16	16	16

TOTAL LEADER LAPS				
No. Rider	Laps			
66 T. SYKES	143	22	A. LOWES	1
7 C. DAVIES	110	44	L. MAHIAS	1
1 J. REA	104			
69 N. HAYDEN	16			
34 D. GIUGLIANO	14			
60 M. VAN DER MARK	8			
25 J. BROOKES	5			

Start 18/09/2016 13:47 End 14:20 The results are provisional until the end of the time limit for protests and appeals and the completion of the technical checks.

These data/results cannot be reproduced, stored and/or transmitted in whole or in part by any manner of electronic, mechanical, photocopying, recording, broadcasting or otherwise now known or herein after developed without the previous express consent by the copyright owner, except for reproduction in daily press and regular printed publications on sale to the public within 60 days of the event related to those data/results and always provided that copyright symbol appears together as follows below.

© DORNA WSBK ORGANIZATION Srl 2016



German Round, 16-17-18 September 2016 World Superbike - Results Race 2

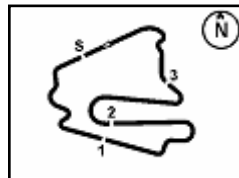
RACE HIGHLIGHTS

12.51.25		START DELAYED RAIN
13.04.44		Sighting Lap
13.09.02		WET RACE
13.12.51		Warm-up Lap Start
13.15.52		START DELAYED
13.43.25		Warm-up Lap Start
13.45.22	11 Al Sulaiti	Crashed - Rider OK
13.45.53	11 Al Sulaiti	Re-joined
13.47.10		Start
13.48.28	66 Sykes	Crashed - Rider OK - Turn 10
13.48.37		No Jump Start
13.48.48	66 Sykes	Re-joined
13.51.32	21 Reiterberger	On the Gravel - Re-Joined - Turn 1
13.54.24	34 Giugliano	Crashed - Turn 9
13.55.16	34 Giugliano	Out
13.55.40	34 Giugliano	Medical Center
13.59.34	32 Savadori	Crashed - Rider OK - Turn 4
14.00.22	13 West	Crashed - Rider OK - Turn 8
14.00.41	32 Savadori	Out
14.00.56	81 Torres	Crashed - Rider OK - Turn 9
14.01.16	13 West	Out
14.01.47	81 Torres	Out
14.05.39	21 Reiterberger	Crashed - Turn 3
14.06.07	22 Lowes	Crashed - Rider OK - Turn 6
14.06.30	21 Reiterberger	Out
14.06.35	69 Hayden	On the Gravel - Re-Joined - Turn 6
14.08.36		Stock 1000 Pit Lane Will Open at 14:35 - 11 Laps
14.08.42	22 Lowes	Out
14.10.07	11 Al Sulaiti	Crashed - Turn 9
14.11.54	11 Al Sulaiti	Out
14.12.55	119 Szkopek	Crashed - Rider OK - Turn 9
14.13.02	119 Szkopek	Re-joined
14.14.11	9 Schmitter	Crashed - Turn 10
14.14.36	60 van der Mark	Crashed - Turn 9
14.14.49	60 van der Mark	Re-joined
14.15.05	9 Schmitter	Out
14.20.32		End Of Session

Start End The results are provisional until the end of the time limit for protests and appeals
18/09/2016 13:47 14:20 and the completion of the technical checks.

These data/results cannot be reproduced, stored and/or transmitted in whole or in part by any manner of electronic, mechanical, photocopying, recording, broadcasting or otherwise now known or herein after developed without the previous express consent by the copyright owner, except for reproduction in daily press and regular printed publications on sale to the public within 60 days of the event related to those data/results and always provided that copyright symbol appears together as follows below.

© DORNA WSBK ORGANIZATION Srl 2016



Lausitzring 4.265 m

1 / 3

German Round, 16-17-18 September 2016

World Superbike - Lap Chart Race 2

Pos	Lap															
	1	2	3	4	5	6	7	8	9	10	11	12	13	14	15	16
1	1	1	1	1	1	1	1	1	1	1	1	1	1	1	1	1
2	34	34	34	32	32	32	15	15	15	15	15	15	15	15	15	15
3	7	32	32	15	15	15	12	12	12	12	12	12	12	12	12	12
4	32	7	15	13	12	12	2	2	2	2	2	2	2	2	2	2
5	15	15	7	12	13	13	7	7	7	7	7	7	7	7	50	50
6	2	2	2	7	2	2	60	60	60	50	50	50	50	50	7	7
7	13	13	13	2	7	7	50	50	50	60	60	60	60	25	25	25
8	81	12	12	60	60	60	25	25	25	25	25	25	25	60	60	60
9	60	60	60	81	50	50	22	119	119	119	119	119	40	40	40	40
10	12	81	81	50	81	81	119	22	22	40	40	40	69	69	69	69
11	50	50	50	25	25	25	69	69	69	99	99	99	99	99	99	99
12	21	25	25	22	22	22	40	40	40	69	69	69	4	4	4	66
13	25	22	22	119	119	119	99	99	99	4	4	4	66	66	66	4
14	22	21	119	69	69	69	4	4	4	66	66	66	119	119	119	119
15	40	40	40	40	40	40	21	21	66	17	17	17	17	17	17	17
16	4	4	69	21	99	99	66	66	17	9	9	9	56	56	56	
17	69	119	21	99	21	21	17	17	9	56	56	56				
18	119	69	99	4	4	4	9	9	56	11						
19	99	99	4	17	66	66	56	56	11							
20	9	17	17	66	17	17	11	11								
21	17	9	9	9	9	9										
22	11	11	66	56	56	56										
23	56	56	56	11	11	11										
24	66	66	11													

Final Result		
1	1 J. REA	Laps 16
2	15 A. DE ANGELIS	9.396
3	12 X. FORÉS	13.041
4	2 L. CAMIER	15.728
5	50 S. GUINTOLI	17.100
6	7 C. DAVIES	19.780
7	25 J. BROOKES	32.208
8	60 M. VAN DER MARK	54.373
9	40 R. RAMOS	57.271
10	69 N. HAYDEN	59.671
11	99 L. SCASSA	1'01.938
12	66 T. SYKES	1'14.028
13	4 G. VIZZIELLO	1'14.038
14	119 P. SZKOPEK	1'46.309
15	17 K. ABRAHAM	1'51.775
16	56 P. SEBESTYÉN	1 Lap
RET	9 D. SCHMITTER	4 Laps
RET	11 S. AL SULAITI	6 Laps
RET	22 A. LOWES	7 Laps
RET	21 M. REITERBERGER	8 Laps
RET	32 L. SAVADORI	10 Laps
RET	13 A. WEST	10 Laps
RET	81 J. TORRES	10 Laps
RET	34 D. GIUGLIANO	13 Laps

These data/results cannot be reproduced, stored and/or transmitted in whole or in part by any manner of electronic, mechanical, photocopying, recording, broadcasting or otherwise now known or herein after developed without the previous express consent by the copyright owner, except for reproduction in daily press and regular printed publications on sale to the public within 60 days of the event related to those data/results and always provided that copyright symbol appears together as follows below.

© DORNA WSBK ORGANIZATION Srl 2016



German Round, 16-17-18 September 2016

World Superbike - Lap Chart Race 2

Lausitzring 4.265 m

2 / 3

Lap 1

1	1 J.Rea (GBR)	
2	34 D.Giugliano (ITA)	0.723
3	7 C.Davies (GBR)	2.198
4	32 L.Savadori (ITA)	2.253
5	15 A.De Angelis (RSM)	3.692
6	2 L.Camier (GBR)	4.059
7	13 A.West (AUS)	5.102
8	81 J.Torres (ESP)	5.702
9	60 M.van der Mark (NED)	5.982
10	12 X.Forés (ESP)	6.080
11	50 S.Guintoli (FRA)	7.844
12	21 M.Reiterberger (GER)	7.850
13	25 J.Brookes (AUS)	8.077
14	22 A.Lowes (GBR)	8.674
15	40 R.Ramos (ESP)	8.976
16	4 G.Vizziello (ITA)	9.705
17	69 N.Hayden (USA)	9.728
18	119 P.Szkopek (POL)	9.875
19	99 L.Scassa (ITA)	11.575
20	9 D.Schmitter (SUI)	13.747
21	17 K.Abraham (CZE)	14.146
22	11 S.Al Sulaiti (QAT)	14.647
23	56 P.Sebestyén (HUN)	15.112
24	66 T.Sykes (GBR)	25.120

24 11 S.Al Sulaiti (QAT) 36.192

Lap 4

1	1 J.Rea (GBR)	
2	32 L.Savadori (ITA)	7.310
3	15 A.De Angelis (RSM)	7.792
4	13 A.West (AUS)	10.977
5	12 X.Forés (ESP)	11.247
6	7 C.Davies (GBR)	11.437
7	2 L.Camier (GBR)	11.622
8	60 M.van der Mark (NED)	13.142
9	81 J.Torres (ESP)	16.074
10	50 S.Guintoli (FRA)	16.324
11	25 J.Brookes (AUS)	17.050
12	22 A.Lowes (GBR)	20.100
13	119 P.Szkopek (POL)	21.309
14	69 N.Hayden (USA)	22.844
15	40 R.Ramos (ESP)	24.233
16	21 M.Reiterberger (GER)	28.102
17	99 L.Scassa (ITA)	28.819
18	4 G.Vizziello (ITA)	29.473
19	17 K.Abraham (CZE)	37.718
20	66 T.Sykes (GBR)	37.901
21	9 D.Schmitter (SUI)	39.198
22	56 P.Sebestyén (HUN)	40.818
23	11 S.Al Sulaiti (QAT)	48.160

Lap 7

1	1 J.Rea (GBR)	
2	15 A.De Angelis (RSM)	10.096
3	12 X.Forés (ESP)	12.943
4	2 L.Camier (GBR)	16.152
5	7 C.Davies (GBR)	18.079
6	60 M.van der Mark (NED)	18.615
7	50 S.Guintoli (FRA)	19.823
8	25 J.Brookes (AUS)	25.646
9	22 A.Lowes (GBR)	29.527
10	119 P.Szkopek (POL)	29.611
11	69 N.Hayden (USA)	31.879
12	40 R.Ramos (ESP)	34.279
13	99 L.Scassa (ITA)	40.458
14	4 G.Vizziello (ITA)	43.693
15	21 M.Reiterberger (GER)	44.502
16	66 T.Sykes (GBR)	49.288
17	17 K.Abraham (CZE)	56.021
18	9 D.Schmitter (SUI)	1'01.724
19	56 P.Sebestyén (HUN)	1'04.069
20	11 S.Al Sulaiti (QAT)	1'23.118

Lap 8

1	1 J.Rea (GBR)	
2	15 A.De Angelis (RSM)	10.864
3	12 X.Forés (ESP)	13.295
4	2 L.Camier (GBR)	17.344
5	7 C.Davies (GBR)	19.864
6	60 M.van der Mark (NED)	20.586
7	50 S.Guintoli (FRA)	21.252
8	25 J.Brookes (AUS)	27.334
9	119 P.Szkopek (POL)	31.524
10	22 A.Lowes (GBR)	32.842
11	69 N.Hayden (USA)	34.554
12	40 R.Ramos (ESP)	37.350
13	99 L.Scassa (ITA)	43.880
14	4 G.Vizziello (ITA)	47.509
15	21 M.Reiterberger (GER)	48.822
16	66 T.Sykes (GBR)	51.977
17	17 K.Abraham (CZE)	1'02.563
18	9 D.Schmitter (SUI)	1'09.367
19	56 P.Sebestyén (HUN)	1'12.548
20	11 S.Al Sulaiti (QAT)	1'32.081

Lap 9

1	1 J.Rea (GBR)	
2	15 A.De Angelis (RSM)	11.727
3	12 X.Forés (ESP)	15.511
4	2 L.Camier (GBR)	18.360
5	7 C.Davies (GBR)	21.173
6	60 M.van der Mark (NED)	22.641
7	50 S.Guintoli (FRA)	23.216
8	25 J.Brookes (AUS)	29.291
9	119 P.Szkopek (POL)	33.621
10	22 A.Lowes (GBR)	34.792
11	69 N.Hayden (USA)	36.080
12	40 R.Ramos (ESP)	40.988
13	99 L.Scassa (ITA)	46.778
14	4 G.Vizziello (ITA)	51.807
15	66 T.Sykes (GBR)	55.950
16	17 K.Abraham (CZE)	1'09.897
17	9 D.Schmitter (SUI)	1'17.869
18	56 P.Sebestyén (HUN)	1'21.126
19	11 S.Al Sulaiti (QAT)	1'41.484

Lap 10

1	1 J.Rea (GBR)	
2	15 A.De Angelis (RSM)	12.670
3	12 X.Forés (ESP)	16.168
4	2 L.Camier (GBR)	19.288
5	7 C.Davies (GBR)	22.153
6	50 S.Guintoli (FRA)	22.923
7	60 M.van der Mark (NED)	24.123
8	25 J.Brookes (AUS)	30.638

Lap 5

1	1 J.Rea (GBR)	
2	32 L.Savadori (ITA)	8.208
3	15 A.De Angelis (RSM)	9.061
4	12 X.Forés (ESP)	11.897
5	13 A.West (AUS)	12.289
6	2 L.Camier (GBR)	13.689
7	7 C.Davies (GBR)	14.168
8	60 M.van der Mark (NED)	15.231
9	50 S.Guintoli (FRA)	17.949
10	81 J.Torres (ESP)	18.991
11	25 J.Brookes (AUS)	20.724
12	22 A.Lowes (GBR)	22.922
13	119 P.Szkopek (POL)	23.489
14	69 N.Hayden (USA)	25.592
15	40 R.Ramos (ESP)	27.728
16	99 L.Scassa (ITA)	33.111
17	21 M.Reiterberger (GER)	33.603
18	4 G.Vizziello (ITA)	34.616
19	66 T.Sykes (GBR)	41.619
20	17 K.Abraham (CZE)	43.199
21	9 D.Schmitter (SUI)	45.494
22	56 P.Sebestyén (HUN)	48.149
23	11 S.Al Sulaiti (QAT)	58.412

Lap 6

1	1 J.Rea (GBR)	
2	32 L.Savadori (ITA)	7.802
3	15 A.De Angelis (RSM)	8.926
4	12 X.Forés (ESP)	11.733
5	13 A.West (AUS)	12.664
6	2 L.Camier (GBR)	14.079
7	7 C.Davies (GBR)	15.617
8	60 M.van der Mark (NED)	16.533
9	50 S.Guintoli (FRA)	18.406
10	81 J.Torres (ESP)	21.468
11	25 J.Brookes (AUS)	22.473
12	22 A.Lowes (GBR)	25.227
13	119 P.Szkopek (POL)	25.558
14	69 N.Hayden (USA)	27.995
15	40 R.Ramos (ESP)	30.747
16	99 L.Scassa (ITA)	36.095
17	21 M.Reiterberger (GER)	37.616
18	4 G.Vizziello (ITA)	38.631
19	66 T.Sykes (GBR)	44.130
20	17 K.Abraham (CZE)	48.665
21	9 D.Schmitter (SUI)	52.668
22	56 P.Sebestyén (HUN)	55.665
23	11 S.Al Sulaiti (QAT)	1'10.401

Lap 2

1	1 J.Rea (GBR)	
2	34 D.Giugliano (ITA)	0.833
3	32 L.Savadori (ITA)	4.515
4	7 C.Davies (GBR)	5.220
5	15 A.De Angelis (RSM)	5.505
6	2 L.Camier (GBR)	6.331
7	13 A.West (AUS)	6.816
8	12 X.Forés (ESP)	7.668
9	60 M.van der Mark (NED)	9.836
10	81 J.Torres (ESP)	11.003
11	50 S.Guintoli (FRA)	11.680
12	25 J.Brookes (AUS)	12.413
13	22 A.Lowes (GBR)	12.772
14	21 M.Reiterberger (GER)	13.760
15	40 R.Ramos (ESP)	15.689
16	4 G.Vizziello (ITA)	15.711
17	119 P.Szkopek (POL)	16.067
18	69 N.Hayden (USA)	16.604
19	99 L.Scassa (ITA)	18.126
20	17 K.Abraham (CZE)	24.058
21	9 D.Schmitter (SUI)	24.845
22	11 S.Al Sulaiti (QAT)	25.510
23	56 P.Sebestyén (HUN)	25.795
24	66 T.Sykes (GBR)	29.555

Lap 3

1	1 J.Rea (GBR)	
2	34 D.Giugliano (ITA)	0.639
3	32 L.Savadori (ITA)	6.502
4	15 A.De Angelis (RSM)	7.069
5	7 C.Davies (GBR)	8.432
6	2 L.Camier (GBR)	8.606
7	13 A.West (AUS)	8.770
8	12 X.Forés (ESP)	9.259
9	60 M.van der Mark (NED)	11.983
10	81 J.Torres (ESP)	13.805
11	50 S.Guintoli (FRA)	14.582
12	25 J.Brookes (AUS)	14.872
13	22 A.Lowes (GBR)	16.015
14	119 P.Szkopek (POL)	19.453
15	40 R.Ramos (ESP)	20.270
16	69 N.Hayden (USA)	20.379
17	21 M.Reiterberger (GER)	22.052
18	99 L.Scassa (ITA)	22.933
19	4 G.Vizziello (ITA)	23.819
20	17 K.Abraham (CZE)	31.236
21	9 D.Schmitter (SUI)	32.547
22	66 T.Sykes (GBR)	33.860
23	56 P.Sebestyén (HUN)	33.945

Lap 11

1	1 J.Rea (GBR)	
2	15 A.De Angelis (RSM)	14.466
3	12 X.Forés (ESP)	16.544
4	2 L.Camier (GBR)	19.318
5	7 C.Davies (GBR)	22.449
6	50 S.Guintoli (FRA)	23.151
7	60 M.van der Mark (NED)	25.380
8	25 J.Brookes (AUS)	31.942
9	119 P.Szkopek (POL)	37.166
10	40 R.Ramos (ESP)	48.158
11	99 L.Scassa (ITA)	53.732
12	69 N.Hayden (USA)	53.908
13	4 G.Vizziello (ITA)	59.524
14	66 T.Sykes (GBR)	1'02.665
15	17 K.Abraham (CZE)	1'25.767
16	9 D.Schmitter (SUI)	1'32.885
17	56 P.Sebestyén (HUN)	1'37.006

Lap 12

1	1 J.Rea (GBR)	
2	15 A.De Angelis (RSM)	14.942
3	12 X.Forés (ESP)	17.420
4	2 L.Camier (GBR)	19.056
5	7 C.Davies (GBR)	23.195
6	50 S.Guintoli (FRA)	23.743
7	60 M.van der Mark (NED)	26.349
8	25 J.Brookes (AUS)	32.664
9	119 P.Szkopek (POL)	39.425
10	40 R.Ramos (ESP)	51.709
11	99 L.Scassa (ITA)	55.774
12	69 N.Hayden (USA)	55.917
13	4 G.Vizziello (ITA)	1'03.644
14	66 T.Sykes (GBR)	1'06.198
15	17 K.Abraham (CZE)	1'34.381
16	9 D.Schmitter (SUI)	1'40.013
17	56 P.Sebestyén (HUN)	1'43.195

Lap 13

1	1 J.Rea (GBR)	
2	15 A.De Angelis (RSM)	14.425
3	12 X.Forés (ESP)	16.053
4	2 L.Camier (GBR)	18.821
5	7 C.Davies (GBR)	23.068
6	50 S.Guintoli (FRA)	23.673
7	60 M.van der Mark (NED)	26.489
8	25 J.Brookes (AUS)	32.790
9	40 R.Ramos (ESP)	54.401
10	69 N.Hayden (USA)	58.048
11	99 L.Scassa (ITA)	59.634
12	4 G.Vizziello (ITA)	1'07.195
13	66 T.Sykes (GBR)	1'09.493
14	119 P.Szkopek (POL)	1'23.626
15	17 K.Abraham (CZE)	1'40.495
16	56 P.Sebestyén (HUN)	1'49.366

Lap 14

1	1 J.Rea (GBR)	
2	15 A.De Angelis (RSM)	13.720
3	12 X.Forés (ESP)	15.698
4	2 L.Camier (GBR)	17.972
5	7 C.Davies (GBR)	22.467
6	50 S.Guintoli (FRA)	23.074
7	25 J.Brookes (AUS)	33.492

This data/results cannot be reproduced, stored and/or transmitted in whole or in part by any manner of electronic, mechanical, photocopying, recording, broadcasting or otherwise now known or herein after developed without the previous express consent by the copyright owner, except for reproduction in daily press and regular printed publications on sale to the public within 60 days of the event related to those data/results and always provided that copyright symbol appears together as follows below.

© DORNA WSBK ORGANIZATION Srl 2016



Lausitzring 4.265 m

3 / 3

8	60 M.van der Mark (NED)	54.878
9	40 R.Ramos (ESP)	56.870
10	69 N.Hayden (USA)	59.974
11	99 L.Scassa (ITA)	1'01.879
12	4 G.Vizzello (ITA)	1'10.390
13	66 T.Sykes (GBR)	1'13.221
14	119 P.Szkopek (POL)	1'33.762
15	17 K.Abraham (CZE)	1'44.723
16	56 P.Sebestyén (HUN)	1'57.684

Lap 15

1	1 J.Rea (GBR)	
2	15 A.De Angelis (RSM)	12.973
3	12 X.Forés (ESP)	15.383
4	2 L.Camier (GBR)	20.630
5	50 S.Guintoli (FRA)	22.779
6	7 C.Davies (GBR)	22.939
7	25 J.Brookes (AUS)	34.529
8	60 M.van der Mark (NED)	57.897
9	40 R.Ramos (ESP)	59.422
10	69 N.Hayden (USA)	1'01.626
11	99 L.Scassa (ITA)	1'04.101
12	4 G.Vizzello (ITA)	1'14.737
13	66 T.Sykes (GBR)	1'16.283
14	119 P.Szkopek (POL)	1'40.910
15	17 K.Abraham (CZE)	1'49.519
16	56 P.Sebestyén (HUN)	

Lap 16

1	1 J.Rea (GBR)	
2	15 A.De Angelis (RSM)	9.396
3	12 X.Forés (ESP)	13.041
4	2 L.Camier (GBR)	15.728
5	50 S.Guintoli (FRA)	17.100
6	7 C.Davies (GBR)	19.780
7	25 J.Brookes (AUS)	32.208
8	60 M.van der Mark (NED)	54.373
9	40 R.Ramos (ESP)	57.271
10	69 N.Hayden (USA)	59.671
11	99 L.Scassa (ITA)	1'01.938
12	66 T.Sykes (GBR)	1'14.028
13	4 G.Vizzello (ITA)	1'14.038
14	119 P.Szkopek (POL)	1'46.309
15	17 K.Abraham (CZE)	1'51.775

These data/results cannot be reproduced, stored and/or transmitted in whole or in part by any manner of electronic, mechanical, photocopying, recording, broadcasting or otherwise now known or herein after developed without the previous express consent by the copyright owner, except for reproduction in daily press and regular printed publications on sale to the public within 60 days of the event related to those data/results and always provided that copyright symbol appears together as follows below.

© DORNA WSBK ORGANIZATION Srl 2016

German Round, 16-17-18 September 2016

World Superbike - Best Sector & Speed Race 2

Lausitzring 4.265 m

Results

1	1 J. REA	Kawasaki ZX-10R	Laps 16
2	15 A. DE ANGELIS	Aprilia RSV4 RF	9.396
3	12 X. FORÉS	Ducati Panigale R	13.041
4	2 L. CAMIER	MV Austa 1000 F4	15.728
5	50 S. GUINTOLI	Yamaha YZF R1	17.100
6	7 C. DAVIES	Ducati Panigale R	19.780
7	25 J. BROOKES	BMW S1000 RR	32.208
8	60 M. VAN DER MARK	Honda CBR1000RR SP	54.373
9	40 R. RAMOS	Kawasaki ZX-10R	57.271
10	69 N. HAYDEN	Honda CBR1000RR SP	59.671
11	99 L. SCASSA	Ducati Panigale R	1'01.938
12	66 T. SYKES	Kawasaki ZX-10R	1'14.028
13	4 G. VIZZIELLO	Kawasaki ZX-10R	1'14.038
14	119 P. SZKOPEK	Yamaha YZF R1	146.309
15	17 K. ABRAHAM	BMW S1000 RR	151.775
16	56 P. SEBESTYÉN	Yamaha YZF R1	1 Lap
RET	9 D. SCHMITTER	Kawasaki ZX-10R	4 Laps
RET	11 S. AL SULAITI	Kawasaki ZX-10R	6 Laps
RET	22 A. LOWES	Yamaha YZF R1	7 Laps
RET	21 M. REITERBERGER	BMW S1000 RR	8 Laps
RET	32 L. SAVADORI	Aprilia RSV4 RF	10 Laps
RET	13 A. WEST	Kawasaki ZX-10R	10 Laps
RET	81 J. TORRES	BMW S1000 RR	10 Laps
RET	34 D. GIUGLIANO	Ducati Panigale R	13 Laps

Best Sector & Speed

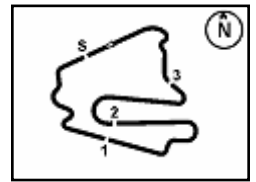
1	12 X. FORÉS	Ducati Panigale R	255.9
2	25 J. BROOKES	BMW S1000 RR	255.2
3	15 A. DE ANGELIS	Aprilia RSV4 RF	255.2
4	119 P. SZKOPEK	Yamaha YZF R1	253.4
5	2 L. CAMIER	MV Austa 1000 F4	253.4
6	66 T. SYKES	Kawasaki ZX-10R	252.8
7	60 M. VAN DER MARK	Honda CBR1000RR SP	251.1
8	69 N. HAYDEN	Honda CBR1000RR SP	250.5
9	99 L. SCASSA	Ducati Panigale R	249.9
10	40 R. RAMOS	Kawasaki ZX-10R	249.3
11	1 J. REA	Kawasaki ZX-10R	248.2
12	81 J. TORRES	BMW S1000 RR	247.0
13	50 S. GUINTOLI	Yamaha YZF R1	246.5
14	9 D. SCHMITTER	Kawasaki ZX-10R	246.5
15	4 G. VIZZIELLO	Kawasaki ZX-10R	244.2
16	17 K. ABRAHAM	BMW S1000 RR	244.2
17	21 M. REITERBERGER	BMW S1000 RR	243.1
18	7 C. DAVIES	Ducati Panigale R	240.9
19	22 A. LOWES	Yamaha YZF R1	239.9
20	56 P. SEBESTYÉN	Yamaha YZF R1	238.8
21	32 L. SAVADORI	Aprilia RSV4 RF	238.3
22	11 S. AL SULAITI	Kawasaki ZX-10R	237.2
23	13 A. WEST	Kawasaki ZX-10R	232.6
24	34 D. GIUGLIANO	Ducati Panigale R	222.0

Seg. 1		Seg. 2		Seg. 3		Seg. 4		Seg. 5						
1	15 A. DE ANGELIS	1.606	1	50 S. GUINTOLI	29.949	1	12 X. FORÉS	35.262	1	12 X. FORÉS	26.808	1	1 J. REA	22.211
2	60 M. VAN DER MAR	1.612	2	7 C. DAVIES	30.009	2	15 A. DE ANGELIS	35.281	2	1 J. REA	26.863	2	7 C. DAVIES	22.306
3	69 N. HAYDEN	1.617	3	2 L. CAMIER	30.045	3	25 J. BROOKES	35.575	3	50 S. GUINTOLI	26.891	3	2 L. CAMIER	22.317
4	2 L. CAMIER	1.621	4	12 X. FORÉS	30.053	4	50 S. GUINTOLI	35.597	4	2 L. CAMIER	26.934	4	50 S. GUINTOLI	22.330
5	66 T. SYKES	1.622	5	25 J. BROOKES	30.116	5	1 J. REA	35.750	5	7 C. DAVIES	26.991	5	12 X. FORÉS	22.339
6	25 J. BROOKES	1.623	6	15 A. DE ANGELIS	30.118	6	2 L. CAMIER	35.837	6	15 A. DE ANGELIS	27.017	6	32 L. SAVADORI	22.345
7	50 S. GUINTOLI	1.628	7	60 M. VAN DER MAR	30.227	7	7 C. DAVIES	35.950	7	60 M. VAN DER MAR	27.145	7	34 D. GIUGLIANO	22.373
8	81 J. TORRES	1.630	8	1 J. REA	30.285	8	13 A. WEST	36.047	8	32 L. SAVADORI	27.240	8	15 A. DE ANGELIS	22.391
9	1 J. REA	1.631	9	32 L. SAVADORI	30.400	9	60 M. VAN DER MAR	36.112	9	22 A. LOWES	27.250	9	60 M. VAN DER MAR	22.427
10	17 K. ABRAHAM	1.631	10	69 N. HAYDEN	30.466	10	32 L. SAVADORI	36.124	10	119 P. SZKOPEK	27.370	10	69 N. HAYDEN	22.432
11	12 X. FORÉS	1.634	11	34 D. GIUGLIANO	30.494	11	119 P. SZKOPEK	36.169	11	13 A. WEST	27.385	11	25 J. BROOKES	22.492
12	40 R. RAMOS	1.634	12	40 R. RAMOS	30.526	12	99 L. SCASSA	36.212	12	99 L. SCASSA	27.598	12	119 P. SZKOPEK	22.681
13	119 P. SZKOPEK	1.640	13	119 P. SZKOPEK	30.536	13	69 N. HAYDEN	36.220	13	69 N. HAYDEN	27.600	13	66 T. SYKES	22.706
14	7 C. DAVIES	1.649	14	13 A. WEST	30.616	14	34 D. GIUGLIANO	36.244	14	34 D. GIUGLIANO	27.604	14	40 R. RAMOS	22.729
15	99 L. SCASSA	1.649	15	22 A. LOWES	30.657	15	22 A. LOWES	36.391	15	25 J. BROOKES	27.730	15	22 A. LOWES	22.741
16	21 M. REITERBERG	1.650	16	99 L. SCASSA	30.703	16	40 R. RAMOS	36.554	16	40 R. RAMOS	27.851	16	13 A. WEST	22.802
17	22 A. LOWES	1.655	17	66 T. SYKES	30.739	17	66 T. SYKES	36.581	17	4 G. VIZZIELLO	27.890	17	4 G. VIZZIELLO	22.918
18	32 L. SAVADORI	1.668	18	81 J. TORRES	30.822	18	81 J. TORRES	36.802	18	81 J. TORRES	27.895	18	81 J. TORRES	22.921
19	4 G. VIZZIELLO	1.677	19	4 G. VIZZIELLO	30.897	19	4 G. VIZZIELLO	36.994	19	66 T. SYKES	27.936	19	99 L. SCASSA	23.002
20	9 D. SCHMITTER	1.687	20	21 M. REITERBERG	31.420	20	17 K. ABRAHAM	37.191	20	17 K. ABRAHAM	28.243	20	21 M. REITERBERG	23.086
21	11 S. AL SULAITI	1.695	21	17 K. ABRAHAM	31.703	21	21 M. REITERBERG	37.342	21	21 M. REITERBERG	28.251	21	17 K. ABRAHAM	23.262
22	13 A. WEST	1.698	22	56 P. SEBESTYÉN	31.751	22	9 D. SCHMITTER	37.615	22	56 P. SEBESTYÉN	28.359	22	56 P. SEBESTYÉN	23.667
23	56 P. SEBESTYÉN	1.701	23	9 D. SCHMITTER	31.772	23	56 P. SEBESTYÉN	37.866	23	9 D. SCHMITTER	28.587	23	9 D. SCHMITTER	23.841
24	34 D. GIUGLIANO	1.762	24	11 S. AL SULAITI	31.938	24	11 S. AL SULAITI	38.294	24	11 S. AL SULAITI	29.613	24	11 S. AL SULAITI	23.984

18/09/2016

These data/results cannot be reproduced, stored and/or transmitted in whole or in part by any manner of electronic, mechanical, photocopying, recording, broadcasting or otherwise now known or herein after developed without the previous express consent by the copyright owner, except for reproduction in daily press and regular printed publications on sale to the public within 60 days of the event related to those data/results and always provided that copyright symbol appears together as follows below.

© DORNA WSBK ORGANIZATION Srl 2016



German Round, 16-17-18 September 2016 World Superbike - Chronological Analysis Race 2

Start at 13:46'44.116

1 / 3

1 J. REA (1'57.215)								
Lap	Seg. 1	Seg. 2	Seg. 3	Seg. 4	Seg. 5	Lap Time	km/h	Local Time
1			37.359	27.894	22.880	2'05.200		13:48'49.316
2	1.683	31.121	36.451	27.644	22.733	1'59.632	235.1	13:50'48.948
3	1.723	31.152	36.601	27.361	22.704	1'59.541	225.8	13:52'48.489
4	1.722	30.724	36.144	27.538	22.776	1'58.904	226.7	13:54'47.393
5	1.682	30.777	35.927	27.363	22.429	1'58.178	238.3	13:56'45.571
6	1.685	30.645	36.189	27.291	22.373	1'58.183	233.6	13:58'43.754
7	1.675	30.296	35.981	27.247	22.211	1'57.410	235.7	14:00'41.164
8	1.650	30.443	36.008	27.238	22.364	1'57.703	240.9	14:02'38.867
9	1.654	30.285	36.122	26.956	22.346	1'57.363	240.9	14:04'36.230
10	1.685	30.462	35.877	26.955	22.516	1'57.495	233.6	14:06'33.725
11	1.647	30.335	36.126	26.863	22.244	1'57.215	242.0	14:08'30.940
12	1.660	30.564	35.750	27.029	22.345	1'57.348	238.3	14:10'28.288
13	1.657	30.373	36.066	27.150	22.507	1'57.753	241.5	14:12'26.041
14	1.631	30.532	36.200	27.216	22.343	1'57.922	243.2	14:14'23.963
15	1.682	30.548	36.050	27.019	22.397	1'57.696	238.1	14:16'21.659
16	1.687	30.766	36.164	27.443	26.134	2'02.194	235.1	14:18'23.853

50 S. GUINTOLI (1'56.515)											
Lap	Seg. 1	Seg. 2	Seg. 3	Seg. 4	Seg. 5	Lap Time	km/h	Local Time			
1						39.019	28.874	24.137	2'13.044		13:48'57.160
2	1.727	31.987	38.058	28.420	23.276	2'03.468	229.1	13:51'00.628			
3	1.707	31.630	37.689	28.206	23.211	2'02.443	230.1	13:53'03.871			
4	1.706	31.322	36.839	27.987	22.792	2'00.646	231.1	13:55'03.717			
5	1.672	31.065	36.710	27.637	22.719	1'59.803	237.2	13:57'03.520			
6	1.663	30.737	36.422	27.226	22.592	1'58.640	238.3	13:59'02.160			
7	1.681	30.380	36.150	27.506	23.110	1'58.827	237.2	14:01'00.987			
8	1.684	30.574	36.451	27.545	22.878	1'59.132	236.2	14:03'00.119			
9	1.653	30.587	36.757	27.431	22.899	1'59.327	243.1	14:05'59.446			
10	1.635	30.208	35.828	26.891	22.640	1'57.202	246.5	14:06'56.648			
11	1.665	30.212	36.045	26.995	22.526	1'57.443	236.7	14:08'54.091			
12	1.634	30.296	36.231	27.188	22.591	1'57.940	244.2	14:10'52.031			
13	1.661	30.077	36.128	27.221	22.596	1'57.683	237.2	14:12'49.714			
14	1.628	30.104	36.009	27.170	22.412	1'57.323	244.8	14:14'47.037			
15	1.653	30.081	35.974	27.170	22.523	1'57.401	240.9	14:16'44.438			
16	1.637	29.949	35.597	27.002	22.330	1'56.515	245.9	14:18'40.953			

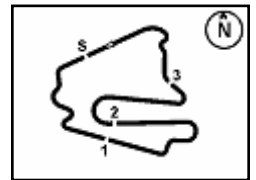
15 A. DE ANGELIS (1'56.949)								
Lap	Seg. 1	Seg. 2	Seg. 3	Seg. 4	Seg. 5	Lap Time	km/h	Local Time
1			38.011	28.148	23.433	2'08.892		13:48'53.008
2	1.726	31.525	37.164	27.939	23.091	2'01.445	225.8	13:50'54.453
3	1.833	31.307	36.744	28.230	22.991	2'01.105	213.6	13:52'55.558
4	1.704	30.898	36.474	27.958	22.593	1'59.627	230.6	13:54'55.185
5	1.693	30.917	36.334	27.831	22.672	1'59.447	234.6	13:56'54.632
6	1.690	30.562	35.962	27.379	22.455	1'58.048	232.1	13:58'52.680
7	1.636	30.237	36.574	27.528	22.605	1'58.580	247.6	14:00'51.260
8	1.675	30.839	35.846	27.487	22.624	1'58.471	238.3	14:02'49.731
9	1.651	30.617	35.727	27.724	22.507	1'58.226	238.8	14:04'47.957
10	1.617	30.282	35.760	27.752	23.027	1'58.438	250.5	14:06'46.395
11	1.644	30.650	36.352	27.480	22.885	1'59.011	243.7	14:08'45.406
12	1.606	30.451	35.737	27.484	22.546	1'57.824	255.2	14:10'43.230
13	1.664	30.522	35.642	27.017	22.391	1'57.236	237.7	14:12'40.466
14	1.633	30.118	35.733	27.276	22.457	1'57.217	243.7	14:14'37.683
15	1.621	30.273	35.281	27.311	22.463	1'56.949	247.0	14:16'34.632
16	1.615	30.620	36.155	27.319	22.908	1'58.617	249.3	14:18'33.249

7 C. DAVIES (1'57.321)											
Lap	Seg. 1	Seg. 2	Seg. 3	Seg. 4	Seg. 5	Lap Time	km/h	Local Time			
1						38.065	28.535	23.473	2'07.398		13:48'51.514
2	1.811	31.715	37.510	28.280	23.338	2'02.654	212.8	13:50'54.168			
3	1.845	31.369	37.782	28.412	23.345	2'02.753	211.5	13:52'56.921			
4	1.842	31.579	36.375	29.071	23.042	2'01.909	208.3	13:54'58.830			
5	1.776	31.276	36.822	28.104	22.931	2'00.909	221.6	13:56'59.739			
6	1.800	30.993	36.649	27.434	22.756	1'59.632	219.3	13:58'59.371			
7	1.716	30.574	36.932	27.739	22.911	1'59.872	226.7	14:00'59.243			
8	1.773	30.630	36.722	27.635	22.728	1'59.488	218.0	14:02'58.731			
9	1.649	30.441	36.283	27.711	22.588	1'58.672	240.9	14:04'57.403			
10	1.756	30.428	36.124	27.420	22.747	1'58.475	219.3	14:06'55.878			
11	1.765	30.359	36.090	26.991	22.306	1'57.511	220.7	14:08'53.389			
12	1.711	30.354	36.040	27.484	22.505	1'58.094	227.7	14:10'51.483			
13	1.710	30.333	36.066	27.100	22.417	1'57.626	228.2	14:12'49.109			
14	1.683	30.009	35.989	27.264	22.376	1'57.321	233.6	14:14'46.430			
15	1.702	30.393	35.950	27.551	22.572	1'58.168	230.1	14:16'44.598			
16	1.697	30.671	36.492	27.403	22.772	1'59.035	232.1	14:18'43.633			

12 X. FORÉS (1'56.386)								
Lap	Seg. 1	Seg. 2	Seg. 3	Seg. 4	Seg. 5	Lap Time	km/h	Local Time
1			38.023	28.881	24.179	2'11.280		13:48'55.396
2	1.721	31.111	37.067	28.012	23.309	2'01.220	229.1	13:50'56.616
3	1.726	31.211	37.071	27.767	23.357	2'01.132	229.6	13:52'57.748
4	1.739	31.330	36.694	28.045	23.084	2'00.892	222.9	13:54'58.640
5	1.682	30.773	36.222	27.458	22.693	1'58.828	236.7	13:56'57.468
6	1.677	30.624	35.719	27.212	22.787	1'58.019	239.9	13:58'55.487
7	1.648	30.727	35.742	27.439	23.064	1'58.620	248.2	14:00'54.107
8	1.675	30.487	35.771	27.187	22.935	1'58.055	239.9	14:02'52.162
9	1.716	30.585	36.365	27.383	23.175	1'59.579	235.1	14:04'51.741
10	1.697	30.644	35.920	27.132	22.759	1'58.152	238.8	14:06'49.893
11	1.655	30.303	35.884	27.260	22.489	1'57.591	244.8	14:08'47.484
12	1.634	30.442	36.017	27.435	22.696	1'58.224	255.9	14:10'45.708
13	1.688	30.053	35.262	27.044	22.339	1'56.386	236.7	14:12'42.094
14	1.685	30.173	35.759	27.158	22.792	1'57.867	236.7	14:14'39.661
15	1.666	30.266	35.872	26.808	22.769	1'57.381	242.0	14:16'37.042
16	1.676	30.637	36.180	27.797	23.562	1'59.852	239.3	14:18'36.894

25 J. BROOKES (1'57.879)											
Lap	Seg. 1	Seg. 2	Seg. 3	Seg. 4	Seg. 5	Lap Time	km/h	Local Time			
1						39.232	29.137	23.917	2'13.277		13:48'57.393
2	1.762	32.446	37.714	28.693	23.353	2'03.968	224.3	13:51'01.361			
3	1.714	31.541	37.324	28.220	23.201	2'02.000	229.6	13:53'03.361			
4	1.686	31.311	36.955	28.210	22.920	2'01.082	237.7	13:55'04.463			
5	1.634	32.857	36.603	27.900	22.858	2'01.852	248.2	13:57'06.295			
6	1.672	30.873	36.890	27.730	22.767	1'59.932	241.5	13:59'06.227			
7	1.663	30.531	36.854	28.793	22.742	2'00.583	244.8	14:01'06.810			
8	1.654	30.700	36.419	27.796	22.822	1'59.391	240.9	14:03'06.201			
9	1.647	30.621	36.553	27.916	22.583	1'59.320	247.0	14:05'05.521			
10	1.629	30.477	35.875	28.067	22.794	1'58.842	250.5	14:07'04.363			
11	1.623	30.474	35.727	28.125	22.570	1'58.519	255.2	14:09'02.882			
12	1.625	30.116	35.936	27.901	22.492	1'58.070	249.9	14:11'00.952			
13	1.637	30.226	35.575	27.789	22.652	1'57.879	247.6	14:12'58.831			
14	1.660	30.258	35.938	27.912	22.856	1'58.624	243.7	14:14'57.455			
15	1.653	30.466	35.896	28.034	22.684	1'58.733	243.1	14:16'56.188			
16	1.650	30.763	36.670	27.950	22.840	1'59.873	244.8	14:18'56.061			

2 L. CAMIER (1'57.073)								
Lap	Seg. 1	Seg. 2	Seg. 3	Seg. 4	Seg. 5	Lap Time	km/h	Local Time
1			38.261	28.860	23.336	2'09.259		13:48'53.375
2	1.734	31.682	37.645	27.838	23.005	2'01.904	225.8	13:50'55.279
3	1.722	31.538	37.286	28.074	23.196	2'01.816	226.7	13:52'57.095
4	1.748	31.699	37.061	28.322	23.090	2'01.920	223.9	13:54'59.015
5	1.776	31.360	36.898	27.620	22.591	2'00.245	219.3	13:56'59.260
6	1.707	30.648	36.339	27.209	22.670	1'58.573	229.6	13:58'57.833
7	1.692	30.849						



German Round, 16-17-18 September 2016 World Superbike - Chronological Analysis Race 2

Start at 13:46'44.116

Lausitzring 4.265 m

2 / 3

40 R. RAMOS (2'00.043)								
Lap	Seg. 1	Seg. 2	Seg. 3	Seg. 4	Seg. 5	Lap Time	km/h	Local Time
1			39.910	29.492	24.130	2'14.176		13:48'59.021
2	1.759	32.614	39.524	28.897	23.551	2'06.345	222.9	13:51'04.637
3	1.712	32.158	38.159	28.521	23.572	2'04.122	229.6	13:53'08.759
4	1.713	32.011	37.527	28.484	23.132	2'02.867	228.6	13:55'11.626
5	1.716	31.523	37.243	28.291	22.900	2'01.673	226.7	13:57'13.299
6	1.680	31.352	37.338	27.940	22.892	2'01.202	236.7	13:59'14.501
7	1.662	31.244	37.306	28.001	22.729	2'00.942	243.1	14:01'15.443
8	1.656	31.281	36.996	28.099	22.742	2'00.774	241.5	14:03'16.217
9	1.640	31.011	37.512	28.000	22.838	2'01.001	246.5	14:05'17.218
10	1.700	31.077	37.477	28.516	23.064	2'01.834	234.6	14:07'19.052
11	1.685	30.938	36.718	27.851	22.854	2'00.046	237.2	14:09'19.998
12	1.675	31.016	37.030	28.247	22.931	2'00.899	237.2	14:11'19.097
13	1.634	30.884	36.864	28.196	22.867	2'00.445	249.3	14:13'20.442
14	1.638	30.526	36.554	28.493	23.180	2'00.391	249.3	14:15'20.833
15	1.652	30.897	37.007	27.935	22.757	2'00.248	239.9	14:17'21.081
16	1.651	30.739	36.585	28.162	22.906	2'00.043	240.4	14:19'21.124

4 G. VIZZIELLO (2'00.984)								
Lap	Seg. 1	Seg. 2	Seg. 3	Seg. 4	Seg. 5	Lap Time	km/h	Local Time
1			40.132	29.331	24.585	2'14.905		13:48'59.021
2	1.783	32.510	39.117	28.485	23.743	2'05.638	220.2	13:51'04.659
3	1.692	35.770	38.239	28.266	23.682	2'07.649	236.2	13:53'12.308
4	1.705	32.172	37.951	28.965	23.765	2'04.558	235.1	13:55'16.866
5	1.727	31.953	37.872	28.342	23.427	2'03.321	228.2	13:57'20.187
6	1.677	31.229	37.444	28.452	23.396	2'02.198	239.9	13:59'22.385
7	1.731	31.419	37.800	28.386	23.136	2'02.472	230.6	14:01'24.857
8	1.709	31.023	37.341	28.186	23.260	2'01.519	237.2	14:03'26.376
9	1.700	31.024	37.316	28.059	23.562	2'01.661	244.2	14:05'28.037
10	1.706	30.903	37.510	28.104	23.220	2'01.443	238.3	14:07'29.480
11	1.714	30.976	37.336	28.040	22.918	2'00.984	233.1	14:09'30.464
12	1.695	30.970	37.183	28.577	23.043	2'01.468	237.2	14:11'31.932
13	1.728	31.183	36.994	28.384	23.015	2'01.304	228.6	14:13'33.236
14	1.707	30.897	37.261	28.163	23.089	2'01.117	234.6	14:15'34.353
15	1.692	30.964	37.038	28.495	23.854	2'02.043	237.2	14:17'36.396
16	1.723	31.286	37.437	27.890	23.159	2'01.495	233.1	14:19'37.891

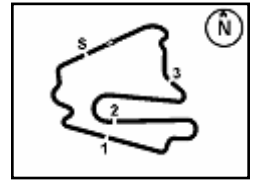
69 N. HAYDEN (1'58.889)								
Lap	Seg. 1	Seg. 2	Seg. 3	Seg. 4	Seg. 5	Lap Time	km/h	Local Time
1			39.601	30.216	24.562	2'14.928		13:48'59.044
2	1.714	33.576	38.780	28.939	23.499	2'06.508	230.6	13:51'05.552
3	1.766	32.118	37.633	28.560	23.239	2'03.316	222.5	13:53'08.868
4	1.667	31.777	36.789	28.538	22.598	2'01.369	238.8	13:55'10.237
5	1.714	31.132	36.839	28.323	22.918	2'00.926	227.2	13:57'11.163
6	1.681	31.437	36.990	27.766	22.712	2'00.586	234.6	13:59'11.749
7	1.631	31.625	37.192	27.974	22.872	2'01.294	247.0	14:01'13.043
8	1.652	31.331	36.658	28.017	22.720	2'00.378	241.5	14:03'13.421
9	1.628	30.947	36.220	27.600	22.494	1'58.889	240.7	14:05'12.310
10	1.622	30.466	49.497	27.866	22.713	2'12.164	248.2	14:07'24.474
11	1.745	30.879	36.976	27.924	22.850	2'00.374	222.5	14:09'24.848
12	1.699	30.799	36.406	27.878	22.575	2'09.357	232.1	14:11'24.205
13	1.617	30.837	36.510	28.139	22.781	1'59.884	248.8	14:13'24.089
14	1.617	30.815	36.661	27.952	22.803	1'59.848	250.5	14:15'23.937
15	1.635	30.789	36.718	27.774	22.432	1'59.348	244.8	14:17'23.285
16	1.696	30.899	36.909	28.235	22.500	2'00.239	234.1	14:19'23.524

119 P. SZKOPEK (1'58.852)								
Lap	Seg. 1	Seg. 2	Seg. 3	Seg. 4	Seg. 5	Lap Time	km/h	Local Time
1			39.005	30.358	24.380	2'15.075		13:48'59.191
2	1.736	33.022	38.539	28.867	23.660	2'05.824	224.3	13:51'05.015
3	1.723	32.210	37.556	28.135	23.303	2'02.927	228.2	13:53'07.942
4	1.667	31.567	36.895	27.748	22.883	2'00.760	245.9	13:55'08.700
5	1.680	31.261	36.811	27.626	22.980	2'00.358	238.8	13:57'09.060
6	1.672	31.193	36.568	27.679	23.140	2'00.252	240.4	13:59'09.312
7	1.704	31.586	37.267	27.831	23.075	2'01.463	231.6	14:01'10.775
8	1.657	30.766	36.896	27.427	22.870	1'59.616	242.0	14:03'10.391
9	1.657	31.008	36.629	27.370	22.796	1'59.460	248.8	14:05'09.851
10	1.640	30.789	36.169	27.448	22.806	1'58.852	253.4	14:07'08.703
11	1.650	30.637	36.725	27.710	22.681	1'59.403	248.2	14:09'08.106
12	1.655	30.889	36.597	27.703	22.763	1'59.607	247.6	14:11'07.713
13	1.650	30.536	36.573	1'07.529	25.666	2'41.954	250.5	14:13'49.667
14	1.754	33.793	39.567	28.842	24.102	2'08.058	230.1	14:15'57.725
15	1.725	32.200	37.987	28.857	24.075	2'04.844	230.6	14:18'02.569
16	1.686	32.665	39.536	29.182	24.524	2'07.593	242.0	14:20'10.162

99 L. SCASSA (1'59.390)								
Lap	Seg. 1	Seg. 2	Seg. 3	Seg. 4	Seg. 5	Lap Time	km/h	Local Time
1			40.205	29.446	24.718	2'16.775		13:49'00.891
2	1.790	33.073	38.688	28.663	23.969	2'06.183	218.4	13:51'07.074
3	1.687	32.955	38.011	28.118	23.577	2'04.348	237.7	13:53'11.422
4	1.658	32.435	38.223	28.881	23.593	2'04.790	246.5	13:55'16.212
5	1.747	31.988	37.537	28.074	23.124	2'02.470	224.3	13:57'18.682
6	1.703	31.358	37.236	27.693	23.177	2'01.167	235.3	13:59'19.849
7	1.715	31.670	37.226	28.099	23.063	2'01.773	232.1	14:01'21.622
8	1.724	31.443	36.688	27.722	23.548	2'01.125	229.1	14:03'22.747
9	1.730	31.158	36.611	27.611	23.151	2'00.261	228.6	14:05'23.008
10	1.696	31.267	36.850	27.860	23.179	2'00.852	233.6	14:07'23.860
11	1.661	31.085	36.757	27.991	23.318	2'00.812	245.3	14:09'24.672
12	1.649	30.703	36.212	27.824	23.002	1'59.390	249.9	14:11'24.062
13	1.673	31.524	37.082	28.019	23.315	2'01.613	241.5	14:13'25.675
14	1.649	30.858	36.505	28.111	23.044	2'00.167	248.2	14:15'25.842
15	1.676	30.919	36.723	27.598	23.002	1'59.918	238.8	14:17'25.760
16	1.657	30.707	36.654	27.622	23.391	2'00.031	244.8	14:19'25.791

17 K. ABRAHAM (2'02.150)								
Lap	Seg. 1	Seg. 2	Seg. 3	Seg. 4	Seg. 5	Lap Time	km/h	Local Time
1			40.531	30.644	25.541	2'19.346		13:49'03.462
2	1.784	34.044	39.731	29.534	24.451	2'09.544	215.4	13:51'13.006
3	1.676	33.153	38.660	29.074	24.156	2'06.719	235.1	13:53'19.725
4	1.704	32.891	38.191	28.819	23.781	2'05.386	229.1	13:55'25.111
5	1.673	32.223	38.032	28.338	23.393	2'03.659	234.1	13:57'28.470
6	1.675	32.035	37.807	28.200	23.712	2'03.649	232.1	13:59'32.119
7	1.638	32.213	37.959	29.035	23.921	2'04.766	243.7	14:01'37.185
8	1.661	32.300	37.815	28.617	23.852	2'04.245	237.2	14:03'41.430
9	1.662	32.087	38.159	28.601	24.188	2'04.697	237.7	14:05'46.127
10	1.687	32.558	38.001	29.173	24.247	2'05.666	232.6	14:07'51.793
11	1.675	32.119	38.154	29.133	23.833	2'04.914	235.1	14:09'56.707
12	1.666	32.547	38.337	29.433	23.979	2'05.962	236.2	14:12'02.669
13	1.661	32.167	37.665	28.724	23.650	2'03.867	236.7	14:14'06.536
14	1.631	31.823	37.191	28.243	23.262	2'02.150	244.2	14:16'08.686
15	1.650	31.703	37.380	28.276	23.483	2'02.492	239.3	14:18'11.178
16	1.633	32.008	37.729	28.874	24.206	2'04.450	242.6	14:20'15.628

66 T. SYKES (1'59.939)								
Lap	Seg. 1	Seg. 2	Seg. 3	Seg. 4	Seg. 5	Lap Time	km/h	Local Time
1			37.988	50.778	24.635	2'30.320		13:49'14.436
2	1.772	32.029	37.878	28.881	23.507	2'04.067	219.8	13:51'18.503
3	1.720	31.965	37.586	28.846	23.729	2'03.846	227.7	13:53'22.349
4	1.734	31.431	37.709	28.973	23.098	2'02.945	225.8	13:55'25.294
5	1.723	32.054	36.951	28.230	22.938	2'01.896	223.9	13:57'27.190
6	1.723	31.164	36.883	27.982	22.942	2'00.694		



Lausitzring 4.265 m

German Round, 16-17-18 September 2016 World Superbike - Chronological Analysis Race 2

Start at 13:46'44.116

3 / 3

1			40.982	30.523	25.316	2'18.947		13:49'03.063
2	1.828	34.220	40.426	29.607	24.649	2'10.730	214.9	13:51'13.793
3	1.769	33.040	39.109	28.968	24.357	2'07.243	226.7	13:53'21.036
4	1.687	32.385	38.209	29.318	23.956	2'05.555	246.5	13:55'26.591
5	1.704	32.297	37.615	28.834	24.024	2'04.474	238.3	13:57'31.065
6	1.739	32.380	38.440	28.705	24.093	2'05.357	230.6	13:59'36.422
7	1.742	32.555	38.514	29.538	24.117	2'06.466	230.1	14:01'42.888
8	1.771	32.680	37.931	28.691	24.273	2'05.346	225.3	14:03'48.234
9	1.811	32.297	38.496	28.704	24.557	2'05.865	217.1	14:05'54.099
10	1.802	32.142	38.534	28.857	23.994	2'05.329	220.7	14:07'59.428
11	1.742	31.947	38.214	28.587	23.907	2'04.397	230.1	14:10'03.825
12	1.727	31.850	38.059	28.999	23.841	2'04.476	234.6	14:12'08.301

34 D. GIUGLIANO (1'59.347)									
Lap	Seg. 1	Seg. 2	Seg. 3	Seg. 4	Seg. 5	Lap Time	km/h	Local Time	
1						38.027	27.740	22.610	2'05.923
2	1.762	30.884	36.683	27.635	22.778	222.0	222.0	212.0	13:48'50.039
3	1.832	30.862	36.676	27.604	22.373	1'59.347	212.0	13:52'49.128	

11 S. AL SULAITI (2'05.808)								
Lap	Seg. 1	Seg. 2	Seg. 3	Seg. 4	Seg. 5	Lap Time	km/h	Local Time
1			40.368	31.217	25.087	2'19.847		13:49'03.963
2	1.969	33.660	40.208	30.090	24.568	2'10.495	197.5	13:51'14.458
3	1.795	33.453	40.168	30.196	24.611	2'10.223	217.1	13:53'24.681
4	1.791	33.341	40.235	30.890	24.615	2'10.872	215.8	13:55'35.553
5	1.784	32.796	39.582	30.055	24.213	2'08.430	221.6	13:57'43.983
6	1.756	33.181	40.074	30.238	24.923	2'10.172	223.9	13:59'54.155
7	1.823	33.362	39.329	30.914	24.699	2'10.127	213.6	14:02'04.282
8	1.761	32.379	38.748	29.794	23.984	2'06.666	222.9	14:04'10.948
9	1.715	31.938	38.831	29.789	24.493	2'06.766	234.6	14:06'17.714
10	1.756	32.029	38.294	29.613	24.116	2'05.808	226.2	14:08'23.522

22 A. LOWES (1'59.313)								
Lap	Seg. 1	Seg. 2	Seg. 3	Seg. 4	Seg. 5	Lap Time	km/h	Local Time
1			39.035	28.996	23.996	2'13.874		13:48'57.990
2	1.818	32.216	37.556	28.712	23.428	2'03.730	211.5	13:51'01.720
3	1.688	31.688	37.687	28.273	23.448	2'02.784	230.6	13:53'04.504
4	1.742	31.886	37.437	28.615	23.309	2'02.989	221.6	13:55'07.493
5	1.688	31.372	36.978	27.885	23.077	2'01.000	231.6	13:57'08.493
6	1.670	31.111	36.988	27.596	23.123	2'00.488	234.1	13:59'08.981
7	1.677	31.446	37.329	27.986	23.272	2'01.710	234.6	14:01'10.691
8	1.737	31.637	36.864	27.776	23.004	2'01.018	224.3	14:03'11.709
9	1.703	31.228	36.391	27.250	22.741	1'59.313	227.2	14:05'11.022

21 M. REITERBERGER (2'02.023)								
Lap	Seg. 1	Seg. 2	Seg. 3	Seg. 4	Seg. 5	Lap Time	km/h	Local Time
1			39.179	29.707	24.424	2'13.050		13:48'57.166
2	1.756	33.231	38.287	28.584	23.684	2'05.542	223.4	13:51'02.708
3	1.663	35.463	38.508	28.622	23.577	2'07.833	239.3	13:53'10.541
4	1.724	32.232	38.331	29.295	23.372	2'04.954	225.3	13:55'15.495
5	1.699	31.796	37.757	29.121	23.306	2'03.679	230.6	13:57'19.174
6	1.729	31.420	37.342	28.461	23.244	2'02.196	225.8	13:59'21.370
7	1.653	32.293	38.470	28.761	23.119	2'04.296	242.6	14:01'25.666
8	1.650	31.587	37.420	28.280	23.086	2'02.023	243.1	14:03'27.689

32 L. SAVADORI (1'57.777)								
Lap	Seg. 1	Seg. 2	Seg. 3	Seg. 4	Seg. 5	Lap Time	km/h	Local Time
1			38.167	28.294	23.109	2'07.453		13:48'51.569
2	1.804	31.803	37.310	28.036	22.941	2'01.894	218.0	13:50'53.463
3	1.689	31.202	37.533	28.132	22.972	2'01.528	236.7	13:52'54.991
4	1.685	30.819	36.690	27.841	22.677	1'59.712	238.3	13:54'54.703
5	1.725	30.562	36.700	27.630	22.459	1'59.076	230.1	13:56'53.779
6	1.668	30.400	36.124	27.240	22.345	1'57.777	237.7	13:58'51.556

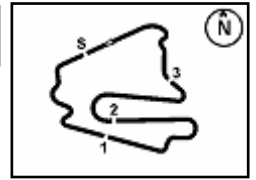
13 A. WEST (1'58.558)								
Lap	Seg. 1	Seg. 2	Seg. 3	Seg. 4	Seg. 5	Lap Time	km/h	Local Time
1			38.305	28.736	23.511	2'10.302		13:48'54.418
2	1.698	31.735	37.023	27.765	23.125	2'01.346	232.6	13:50'55.764
3	1.772	31.259	37.200	28.100	23.164	2'01.495	220.2	13:52'57.259
4	1.852	31.484	36.348	28.178	23.249	2'01.111	208.7	13:54'58.370
5	1.713	30.729	36.391	27.789	22.868	1'59.490	230.1	13:56'57.860
6	1.708	30.616	36.047	27.385	22.802	1'58.558	230.1	13:58'56.418

81 J. TORRES (2'00.660)								
Lap	Seg. 1	Seg. 2	Seg. 3	Seg. 4	Seg. 5	Lap Time	km/h	Local Time
1			39.284	29.290	23.866	2'10.902		13:48'55.018
2	1.705	32.210	38.937	28.747	23.334	2'04.933	229.1	13:50'59.951
3	1.630	31.578	37.786	28.209	23.140	2'02.343	247.0	13:53'02.294
4	1.671	31.121	37.152	28.145	23.084	2'01.173	235.7	13:55'03.467
5	1.659	31.054	37.374	28.057	22.951	2'01.095	242.6	13:57'04.562
6	1.712	30.980	37.152	27.895	22.921	2'00.660	229.6	13:59'05.222

P = Pits In/Out - C = Lap-Time Cancelled

These data/results cannot be reproduced, stored and/or transmitted in whole or in part by any manner of electronic, mechanical, photocopying, recording, broadcasting or otherwise now known or herein after developed without the previous express consent by the copyright owner, except for reproduction in daily press and regular printed publications on sale to the public within 60 days of the event related to those data/results and always provided that copyright symbol appears together as follows below.

© DORNA WSBK ORGANIZATION Srl 2016

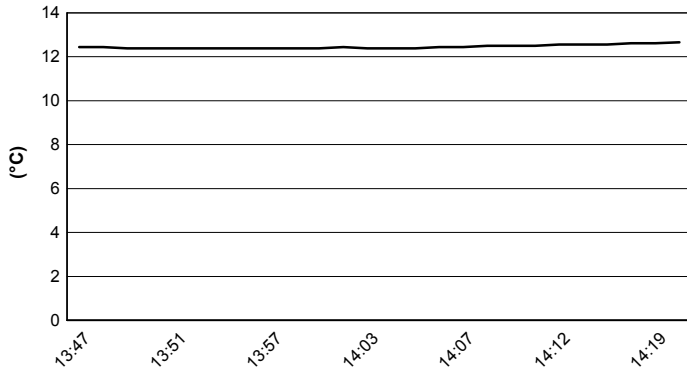


Lausitzring 4.265 m

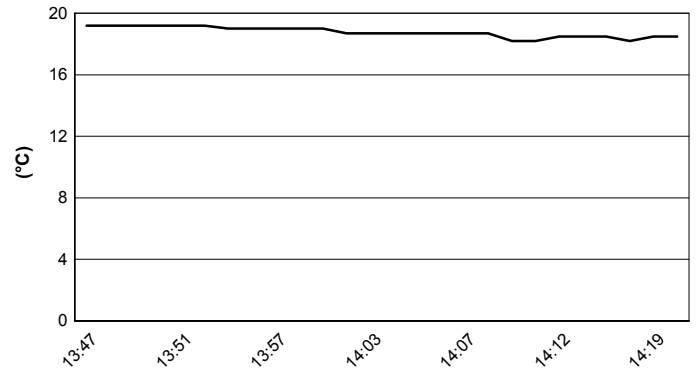
German Round, 16-17-18 September 2016 World Superbike - Weather Report Race 2

Session started 13:47 Session ended 14:20

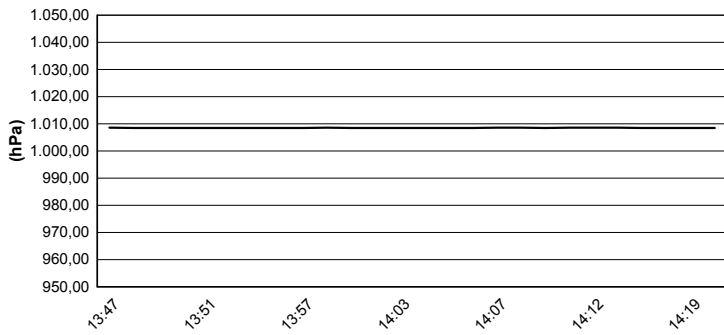
Air Temperature



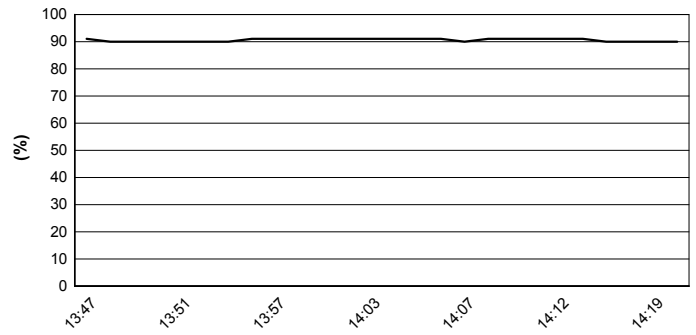
Track Temperature



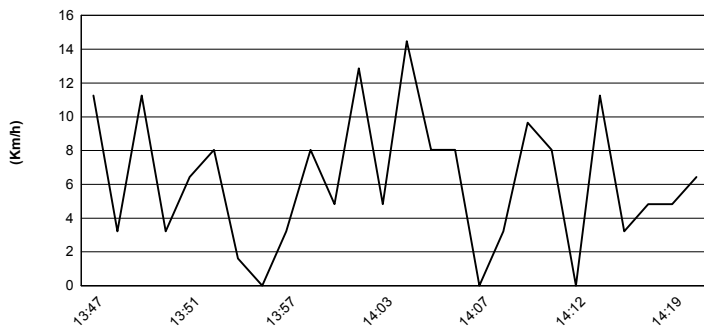
Air Pressure



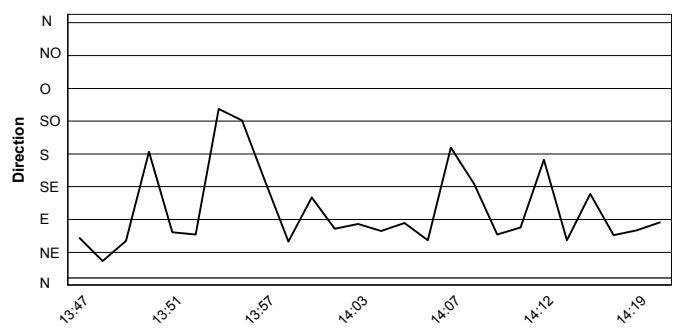
Humidity



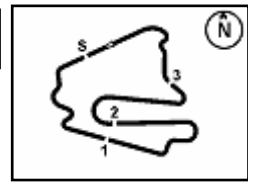
Wind Speed



Wind Direction



These data/results cannot be reproduced, stored and/or transmitted in whole or in part by any manner of electronic, mechanical, photocopying, recording, broadcasting or otherwise now known or herein after developed without the previous express consent by the copyright owner, except for reproduction in daily press and regular printed publications on sale to the public within 60 days of the event related to those data/results and always provided that copyright symbol appears together as follows below.
© DORNA WSBK ORGANIZATION Srl 2016



Lausitzring 4.265 m

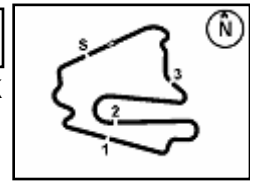
German Round, 16-17-18 September 2016 World Superbike - Championship Standings

Points	Points From First	Points From Previous	February 28 PHILLIP ISLAND		March 13 BURIRAM		April 3 ARAGON		April 17 ASSEN		May 1 IMOLA		May 15 SEPANG		May 29 DONINGTON PARK		June 19 MISANO		July 10 LAGUNA SECA		September 18 LAUSITZRING		October 2 MAGNY-COURS		October 16 JEREZ		October 28 LOSAIL		
			1	2	1	2	1	2	1	2	1	2	1	2	1	2	1	2	1	2	1	2	1	2	1	2	1	2	1
1 REA Jonathan (GBR)	393		25	25	25	20	20	16	25	25	20	20	20	16	16	20	25	25	25			25							
2 SYKES Tom (GBR)	346 47		11	10	20	25	16	20	20	16	16	25	8	25	25	20	20	20	25	20	4								
3 DAVIES Chaz (GBR)	295 98 51		20	6	13	16	25	25	20	11	25	25	16	13	16	13	13	16	25	10									
4 VAN DER MARK Michael (NED)	203 190 92		16	20	16	13	9	16	9	7	9	10	8	8	16	6	13	9	10	8									
5 HAYDEN Nicky (USA)	195 198 8		7	13	11	10	16	10	7	8	8	25	11	10	10	16	11	16	6										
6 GIUGLIANO Davide (ITA)	194 199 1		13	16	6	11	10	8	11	13	10	20	20	9	2	16	20	9											
7 TORRES Jordi (ESP)	168 225 26		8	9	8	8	9	11	11	1	13	9	13	3	9	5	11	9	8	10	13								
8 CAMIER Leon (GBR)	134 259 34		9	7	5	5	13	7	10	11	6	7	13	11	8	5	11	13											
9 FORÉS Xavi (ESP)	119 274 15				2	13	13	3	6	6	6	2	5	4	2	13	9	13	6	16									
10 SAVADORI Lorenzo (ITA)	110 283 9		4	6	7	6	5	10	13	8	5	2	10	13	11	10	10	8	8	9	10								
11 LOWES Alex (GBR)	102 291 8		2	10	8	7	8	9	5	10	11				3	8	11	2	8										
12 DE ANGELIS Alex (RSM)	80 313 22		3	7	2	5	8	4	1	2	9			1	4	3	7	4	20										
13 GUINTOLI Sylvain (FRA)	76 317 4		10	11	9	10	7	6	5		5			12	12	13	13	13	14	13	7	11							
14 RAMOS Román (ESP)	70 323 6		5	4	4	4	4	4	7	4				3	3	7	4	1	6	3	7								
15 BROOKES Joshua (AUS)	69 324 1		6	7	1	3	3	5	2	3	5	4	2	7	5	2	3	2	9										
16 REITERBERGER Markus (GER)	68 325 1		8	11	9	2	1	9	3	4	6	5	10		10		12	12	12	16									
17 WEST Anthony (AUS)	55 338 13											7	11	6	4	6	5	4	7	5									
18 ABRAHAM Karel (CZE)	33 360 22		3	5	1	1	2	2	4		7			7	1	2	4	1											
19 CANEPA Niccolò (ITA)	30 363 3														9	7	6	8											
20 BAIOTTO Matteo (ITA)	12 381 18			3	3			2	4																				
21 MAHIAS Lucas (FRA)	9 384 3							6	3																				
22 SCASSA Luca (ITA)	9 384 0											3																	
23 BEAUBIER Cameron (USA)	6 387 3													6															
24 DE ROSA Raffaele (ITA)	5 388 1																												
25 SCHMITTER Dominic (SUI)	5 388 0										1			1															

First Line: Championship Standings - Second Line: Ranking Progression

These data/results cannot be reproduced, stored and/or transmitted in whole or in part by any manner of electronic, mechanical, photocopying, recording, broadcasting or otherwise now known or herein after developed without the previous express consent by the copyright owner, except for reproduction in daily press and regular printed publications on sale to the public within 60 days of the event related to those data/results and always provided that copyright symbol appears together as follows below.

© DORNA WSBK ORGANIZATION Srl 2016



German Round, 16-17-18 September 2016 World Superbike - Manufacturers Standings

Lausitzring 4.265 m

Points	Points From First	Points From Previous	February 28 PHILLIP ISLAND		March 13 BURIRAM		April 3 ARAGON		April 17 ASSEN		May 1 IMOLA		May 15 SEPANG		May 29 DONINGTON PARK		June 19 MISANO		July 10 LAGUNA SECA		September 18 LAUSITZRING		October 2 MAGNY-COURS		October 16 JEREZ		October 28 LOSAIL		
			1	2	1	2	1	2	1	2	1	2	1	2	1	2	1	2	1	2	1	2	1	2	1	2	1	2	1
1	KAWASAKI	466	25	25	25	25	20	20	25	25	20	20	25	16	25	25	25	25	25	25	25	20	25						
			1	1	1	1	1	1	1	1	1	1	1	1	1	1	1	1	1	1	1	1	1						
2	DUCATI	367	99	20	16	13	16	25	25	20	11	25	25	16	20	20	16	13	16	9	20	25	16						
				2	2	3	2	2	2	2	2	2	2	2	2	2	2	2	2	2	2	2	2						
3	HONDA	265	201	16	20	16	13	10	9	16	16	9	8	9	25	11	10	16	10	16	11	16	8						
				3	2	2	2	3	3	3	3	3	3	3	3	3	3	3	3	3	3	3	3						
4	BMW	187	279	8	9	11	9	9	11	11	2	13	9	13	6	9	7	11	9	8	10	13	9						
				6	5	5	5	5	4	4	5	4	4	4	4	4	4	4	4	4	4	4	4						
5	YAMAHA	160	306	10	11	10	10	8	7	8	9	5	10	11		6	9	8	11	8	8	11							
				4	4	4	4	4	5	5	4	5	5	5	5	5	5	5	5	5	5	5	5						
6	APRILIA	152	314	4	3	7	7	6	8	10	13	8	5	9	10	13	4	11	10		4	20							
				7	7	6	6	6	6	6	6	6	6	6	6	6	6	6	6	6	6	6	6						
7	MV AGUSTA	134	332	9	5	5	5	13	7	10	11	6	7	13	11	8	5	7	11	13									
				5	6	6	7	7	7	7	7	7	7	7	7	7	7	7	7	7	7	7	7						

First Line: Championship Standings - Second Line: Ranking Progression

These data/results cannot be reproduced, stored and/or transmitted in whole or in part by any manner of electronic, mechanical, photocopying, recording, broadcasting or otherwise now known or herein after developed without the previous express consent by the copyright owner, except for reproduction in daily press and regular printed publications on sale to the public within 60 days of the event related to those data/results and always provided that copyright symbol appears together as follows below.

© DORNA WSBK ORGANIZATION Srl 2016

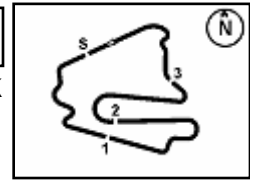
FICR PEROGIA TINO



Official Tyre Supplier



Official Timekeeper



Lausitzring 4.265 m

German Round, 16-17-18 September 2016 World Superbike - Pirelli Best Lap Award

Points	Points From First	Points From Previous	Fastest Laps															
			February 28 PHILLIP ISLAND	March 13 BURIRAM	April 3 ARAGON	April 17 ASSEN	May 1 IMOLA	May 15 SEPANG	May 29 DONINGTON PARK	June 19 MISANO	July 10 LAGUNA SECA	September 18 LAUSITZRING	October 2 MAGNY-COURS	October 16 JEREZ	October 28 LOSAIL			
1 DAVIES Chaz (GBR)	8		1		1	1	1	1	1				1	1				
2 REA Jonathan (GBR)	5 3			1	1		1				1	1						
3 SYKES Tom (GBR)	3 5 2								1		1		1					
4 GIUGLIANO Davide (ITA)	2 6 1	1							1									
5 FORÉS Xavi (ESP)	1 7 1												1					
6 LOWES Alex (GBR)	1 7 0										1							

These data/results cannot be reproduced, stored and/or transmitted in whole or in part by any manner of electronic, mechanical, photocopying, recording, broadcasting or otherwise now known or herein after developed without the previous express consent by the copyright owner, except for reproduction in daily press and regular printed publications on sale to the public within 60 days of the event related to those data/results and always provided that copyright symbol appears together as follows below.

© DORNA WSBK ORGANIZATION Srl 2016

FICR PEROGIA TIZING





Lausitzring 4.265 m

German Round, 16-17-18 September 2016

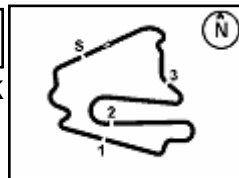
World Superbike - Best Laps & Speeds

1 / 2

No.	Rider	Nat	Bike	Best Lap		FP1		FP2		FP3		SP1		SP2		RC1		W1A		RC2			
				laps	speed	laps	speed	laps	speed	laps	speed	laps	speed	laps	speed	laps	speed	laps	speed	laps	speed	laps	speed
1	7 C. DAVIES	GBR	Ducati Panigale R	1'37.357	287	1'38.368	25	281	23	282	7	246			1'37.883	21	283	8	1'37.799	16	241	1'57.321	
2	32 L. SAVADORI	ITA	Aprilia RSV4 RF	1'37.449	286	1'40.318	22	283	23	285	7	245			1'39.208	8	282	7	1'39.093	6	238	1'57.777	
3	21 M. REITERBERGER	GER	BMW S1000 RR	1'37.483	287	1'38.309	24	284	26	284	3	241			1'41.583	6	284	8	1'38.235	8	243	2'02.023	
4	66 T. SYKES	GBR	Kawasaki ZX-10R	1'37.557	286	1'38.302	22	283	20	285	7	260			1'38.008	6	281	21	1'38.237	16	253	1'59.939	
5	69 N. HAYDEN	USA	Honda CBR1000RR SP	1'37.713	290	1'38.102	24	279	25	281	4	246			1'38.875	4	279	21	1'37.946	16	250	1'58.889	
6	50 S. GUINTOLI	FRA	Yamaha YZF R1	1'37.753	282	1'38.384	22	280	22	281	7	245			1'39.786	8	282	21	1'38.684	16	246	1'56.515	
7	81 J. TORRES	ESP	BMW S1000 RR	1'37.775	288	1'37.775	29	284	27	287	6	243			1'39.220	7	285	21	1'38.210	6	247	2'00.660	
8	22 A. LOWES	GBR	Yamaha YZF R1	1'37.805	281	1'37.872	26	279	7	279	1	221				21	281	8	1'38.122	9	240	1'59.313	
9	2 L. CAMIER	GBR	MV Agusta 1000 F4	1'37.809	281	1'37.914	24	276	25	281	7	244			1'39.525	7	275	21	1'37.910	16	253	1'57.073	
10	1 J. REA	GBR	Kawasaki ZX-10R	1'37.811	284	1'38.720	19	284	25	284	7	258	6	272	6	281	7	281	8	1'38.130	16	248	1'57.215
11	60 M. VAN DER MARK	NED	Honda CBR1000RR SP	1'37.927	287	1'37.927	28	282	23	282	7	238			1'40.399	7	279	21	1'38.123	16	251	1'57.893	
12	34 D. GIUGLIANO	ITA	Ducati Panigale R	1'38.218	283	1'39.058	20	277	21	278	7	232	6	260	6	280	21	279	8	1'38.218	3	222	1'59.347
13	15 A. DE ANGELIS	RSM	Aprilia RSV4 RF	1'38.356	291	1'39.282	23	289	25	291	7	252	5	285		21	286	7	1'39.346	16	255	1'56.949	
14	12 X. FORÉS	ESP	Ducati Panigale R	1'38.582	281	1'39.268	19	278	9	276	7	253	6	274		21	278	8	1'38.802	16	256	1'56.386	
15	13 A. WEST	AUS	Kawasaki ZX-10R	1'38.790	285	1'39.610	22	279	26	281	7	253	7	271		21	282	6	1'39.489	6	233	1'58.558	
16	25 J. BROOKES	AUS	BMW S1000 RR	1'39.884	284	1'40.836	22	282	13	282	7	265	6	267		21	281	8	1'40.203	16	255	1'57.879	
17	40 R. RAMOS	ESP	Kawasaki ZX-10R	1'39.915	281	1'41.911	20	278	23	280	7	253	6	273		21	281	8	1'40.064	16	249	2'00.043	
18	99 L. SCASSA	ITA	Ducati Panigale R	1'40.031	276	1'41.459	12	273	23	274	7	242	6	267		21	275	8	1'40.081	16	250	1'59.390	
19	119 P. SZKOPEK	POL	Yamaha YZF R1	1'40.060	273	1'41.537	13	270	17	272	7	258	6	257		21	272	8	1'41.401	16	253	1'58.852	
20	17 K. ABRAHAM	CZE	BMW S1000 RR	1'40.128	283	1'41.439	24	280	23	281	7	246	3	253				8	1'40.128	16	244	2'02.150	

These data/results cannot be reproduced, stored and/or transmitted in whole or in part by any manner of electronic, mechanical, photocopying, recording, broadcasting or otherwise now known or herein after developed without the previous express consent by the copyright owner, except for reproduction in daily press and regular printed publications on sale to the public within 60 days of the event related to those data/results and always provided that copyright symbol appears together as follows below.

© DORNA WSBK ORGANIZATION Srl 2016



Lausitzring 4.265 m

German Round, 16-17-18 September 2016 World Superbike - Best Laps & Speeds

2 / 2

No.	Rider		Best Lap		FP1		FP2		FP3		SP1		SP2		RC1		W1A		RC2	
	Nat	Bike	laps	speed	laps	speed	laps	speed	laps	speed	laps	speed	laps	speed	laps	speed	laps	speed	laps	speed
21	4 G. VIZZIELLO		1'40.700		1'41.693		1'40.924		2'01.547		1'51.418				1'41.563		1'40.700		2'00.984	
	ITA	Kawasaki ZX-10R	86	281	15	276	14	276	7	254	6	263	20		277	8	281	16	244	
22	9 D. SCHMITTER		1'40.874		1'42.181		1'41.602		2'04.071		1'47.040				1'41.026		1'40.874		2'04.397	
	SUI	Kawasaki ZX-10R	95	278	22	271	20	273	7	236	5	274	21		274	8	278	12	246	
23	11 S. AL SULAITI		1'41.440		1'43.588		1'42.294		2'06.110		1'54.203				1'41.895		1'41.440		2'05.808	
	QAT	Kawasaki ZX-10R	86	276	14	268	23	267	7	243	7	246	17		269	8	276	10	237	
24	56 P. SEBESTYÉN		1'41.492		1'42.726		1'41.543		1'59.992		1'52.356				1'41.768		1'41.492		2'03.537	
	HUN	Yamaha YZF R1	100	272	21	269	23	272	7	246	6	261	20		269	8	270	15	239	

18/09/2016

These data/results cannot be reproduced, stored and/or transmitted in whole or in part by any manner of electronic, mechanical, photocopying, recording, broadcasting or otherwise now known or herein after developed without the previous express consent by the copyright owner, except for reproduction in daily press and regular printed publications on sale to the public within 60 days of the event related to those data/results and always provided that copyright symbol appears together as follows below.

© DORNA WSBK ORGANIZATION Srl 2016

FICR PERUGIA TIMING





German Round, 16-17-18 September 2016

World Superbike - Race Winners

	2013	2014	2015	2016
01 Phillip Island GP Circuit	R1: Guintoli (Fra) Apr R2: Laverty (Irl) Apr	R1: Laverty (Irl) Suz R2: Guintoli (Fra) Apr	R1: Rea (Gbr) Kaw R2: Haslam (Gbr) Apr	R1: Rea (Gbr) Kaw R2: Rea (Gbr) Kaw
02 Chang International			R1: Rea (Gbr) Kaw R2: Rea (Gbr) Kaw	R1: Rea (Gbr) Kaw R2: Sykes (Gbr) Kaw
03 MotorLand Aragon	R1: Davies (Gbr) Bmw R2: Davies (Gbr) Bmw	R1: Sykes (Gbr) Kaw R2: Sykes (Gbr) Kaw	R1: Rea (Gbr) Kaw R2: Davies (Gbr) Duc	R1: Davies (Gbr) Duc R2: Davies (Gbr) Duc
04 TT Circuit Assen	R1: Sykes (Gbr) Kaw R2: Laverty (Irl) Apr	R1: Guintoli (Fra) Apr R2: Rea (Gbr) Hon	R1: Rea (Gbr) Kaw R2: Rea (Gbr) Kaw	R1: Rea (Gbr) Kaw R2: Rea (Gbr) Kaw
05 Imola Circuit	R1: Sykes (Gbr) Kaw R2: Sykes (Gbr) Kaw	R1: Rea (Gbr) Hon R2: Rea (Gbr) Hon	R1: Rea (Gbr) Kaw R2: Rea (Gbr) Kaw	R1: Davies (Gbr) Duc R2: Davies (Gbr) Duc
06 Sepang International		R1: Melandri (Ita) Apr R2: Melandri (Ita) Apr	R1: Rea (Gbr) Kaw R2: Davies (Gbr) Duc	R1: Sykes (Gbr) Kaw R2: Hayden (Usa) Hon
07 Donington Park	R1: Sykes (Gbr) Kaw R2: Sykes (Gbr) Kaw	R1: Sykes (Gbr) Kaw R2: Sykes (Gbr) Kaw	R1: Sykes (Gbr) Kaw R2: Sykes (Gbr) Kaw	R1: Sykes (Gbr) Kaw R2: Sykes (Gbr) Kaw
08 Misano World Circuit		R1: Sykes (Gbr) Kaw R2: Sykes (Gbr) Kaw	R1: Sykes (Gbr) Kaw R2: Rea (Gbr) Kaw	R1: Rea (Gbr) Kaw R2: Rea (Gbr) Kaw
09 Mazda Raceway Laguna	R1: Sykes (Gbr) Kaw R2: Laverty (Irl) Apr	R1: Melandri (Ita) Apr R2: Sykes (Gbr) Kaw	R1: Davies (Gbr) Duc R2: Davies (Gbr) Duc	R1: Rea (Gbr) Kaw R2: Sykes (Gbr) Kaw
10 Lausitzring				R1: Davies (Gbr) Duc R2: Rea (Gbr) Kaw
11 Circuit de Nevers	R1: Sykes (Gbr) Kaw R2: Sykes (Gbr) Kaw	R1: Guintoli (Fra) Apr R2: Melandri (Ita) Apr	R1: Rea (Gbr) Kaw R2: Rea (Gbr) Kaw	
12 Circuito de Jerez	R1: Laverty (Irl) Apr R2: Laverty (Irl) Apr	R1: Melandri (Ita) Apr R2: Melandri (Ita) Apr	R1: Sykes (Gbr) Kaw R2: Davies (Gbr) Duc	
13 Losail International		R1: Guintoli (Fra) Apr R2: Guintoli (Fra) Apr	R1: Torres (Esp) Apr R2: Haslam (Gbr) Apr	

2016

- 9 J. Rea
- 5 C. Davies
- 5 T. Sykes
- 1 N. Hayden

ALL TIMES

- | | | | | |
|----------------|-----------------|----------------|------------------|-----------------|
| 59 C. Fogarty | 16 J. Toseland | 7 B. Bostrom | 2 P. Goddard | 1 G. Goodfellow |
| 52 T. Bayliss | 14 J. Kocinski | 5 D. Tardozzi | 2 M. Lucchinelli | 1 P. Picotte |
| 43 N. Haga | 14 S. Russell | 5 L. Haslam | 2 M. Dowson | 1 T. Kipp |
| 38 J. Rea | 14 B. Spies | 4 R. Phillis | 2 K. Magee | 1 A. Meklau |
| 33 T. Corser | 14 C. Davies | 4 Y. Kagayama | 2 H. Izutsu | 1 J. Reynolds |
| 31 C. Edwards | 13 A. Slight | 4 M. Fabrizio | 2 S. Byrne | 1 C. Walker |
| 31 T. Sykes | 13 E. Laverty | 3 M. Doohan | 2 M. Neukirchner | 1 N. Hayden |
| 27 D. Polen | 11 S. Mertens | 3 A. Yanagawa | 2 L. Baz | 1 A. Pitt |
| 24 C. Checa | 11 R. Xaus | 3 M. Tamada | 1 A. Ryo | 1 G. McCoy |
| 23 R. Roche | 11 R. Laconi | 3 L. Lanzi | 1 K. Kitagawa | 1 F. Nieto |
| 21 M. Biaggi | 10 F. Pirovano | 3 R. Kiyonari | 1 Y. Takeda | 1 A. Barros |
| 19 M. Melandri | 10 C. Vermeulen | 3 C. Crutchlow | 1 T. Aoki | 1 J. Torres |
| 17 P. Chili | 9 S. Guintoli | 2 M. Lucchiari | 1 J. Whitham | |
| 16 G. Falappa | 8 F. Merkel | 2 T. Rymer | 1 A. Vieira | |
| 16 N. Hodgson | 8 A. Gobert | 2 D. Chandler | 1 A. Morillas | |

These data/results cannot be reproduced, stored and/or transmitted in whole or in part by any manner of electronic, mechanical, photocopying, recording, broadcasting or otherwise now known or herein after developed without the previous express consent by the copyright owner, except for reproduction in daily press and regular printed publications on sale to the public within 60 days of the event related to those data/results and always provided that copyright symbol appears together as follows below.

© DORNA WSBK ORGANIZATION Srl 2016

