

Lausitzring 4.265 m

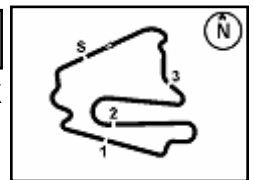
German Round, 16-17-18 September 2016
World Superbike - Biographical Entry List

No.	Rider (Abbreviation)	Age	Date of Birth	Place of Birth	Nat	Bike Team	Wins	Podiums	Pole	Races	Tyres
							2016	2016	2016	2016	
1	1 REA Jonathan (Rea)	29	02/02/1987	Ballymena	GBR	Kawasaki ZX-10R Kawasaki Racing Team	37 8	82 17	6	184 18	Pirelli
2	2 CAMIER Leon (Cam)	30	04/08/1986	Ashford Kent	GBR	MV Agusta 1000 F4 MV Agusta Reparto Corse		9		150 17	Pirelli
3	4 VIZZIELLO Gianluca (Viz)	36	03/03/1980	Pollicoro	ITA	Kawasaki ZX-10R Grillini Racing Team				40 7	Pirelli
4	7 DAVIES Chaz (Dav)	29	10/02/1987	Knighthon	GBR	Ducati Panigale R Aruba.it Racing - Ducati	13 4	42 10	2 1	119 18	Pirelli
5	9 SCHMITTER Dominic (Sch)	22	16/06/1994	Widnau	SUI	Kawasaki ZX-10R Grillini Racing Team				17 17	Pirelli
6	11 AL SULAITI Saeed (AIS)	31	21/03/1985	Doha	QAT	Kawasaki ZX-10R Pedercini Racing				16 16	Pirelli
7	12 FORÉS Xavi (For)	31	16/09/1985	Llombai	ESP	Ducati Panigale R Barni Racing Team				32 17	Pirelli
8	13 WEST Anthony (Wes)	35	17/07/1981	Maryborough	AUS	Kawasaki ZX-10R Pedercini Racing				8 8	Pirelli
9	15 DE ANGELIS Alex (DeA)	32	26/02/1984	Rimini	RSM	Aprilia RSV4 RF IodaRacing Team				16 16	Pirelli
10	17 ABRAHAM Karel (Abr)	26	02/01/1990	Brno	CZE	BMW S1000 RR Milwaukee BMW				18 18	Pirelli
11	21 REITERBERGER Markus (Rei)	22	09/03/1994	Trostberg	GER	BMW S1000 RR Althea BMW Racing Team				22 16	Pirelli
12	22 LOWES Alex (Low)	26	14/09/1990	Lincoln	GBR	Yamaha YZF R1 Pata Yamaha Official WorldSBK Team		3		70 16	Pirelli
13	25 BROOKES Joshua (Bro)	33	28/04/1983	Sydney	AUS	BMW S1000 RR Milwaukee BMW				52 17	Pirelli
14	32 SAVADORI Lorenzo (Sav)	23	04/04/1993	Cesena	ITA	Aprilia RSV4 RF IodaRacing Team				19 18	Pirelli
15	34 GIUGLIANO Davide (Giu)	26	28/10/1989	Rome	ITA	Ducati Panigale R Aruba.it Racing - Ducati		14 5	5	108 18	Pirelli
16	40 RAMOS Román (Ram)	25	06/01/1991	Santander	ESP	Kawasaki ZX-10R Team GoEleven				40 14	Pirelli
17	50 GUINTOLI Sylvain (Gui)	34	24/06/1982	Montelimar	FRA	Yamaha YZF R1 Pata Yamaha Official WorldSBK Team	9	41	4	162 8	Pirelli
18	56 SEBESTYÉN Péter (Seb)	22	16/05/1994	Budapest	HUN	Yamaha YZF R1 Team Tóth				23 12	Pirelli
19	60 VAN DER MARK Michael (vdM)	23	26/10/1992	Gouda	NED	Honda CBR1000RR SP Honda World Superbike Team		8 5	1 1	44 18	Pirelli
20	66 SYKES Tom (Syk)	31	19/08/1985	Huddersfield	GBR	Kawasaki ZX-10R Kawasaki Racing Team	31 5	78 14	37 7	202 18	Pirelli
21	69 HAYDEN Nicky (Hay)	35	30/07/1981	Owensboro - Kentucky	USA	Honda CBR1000RR SP Honda World Superbike Team	1 1	3 3		20 18	Pirelli
22	81 TORRES Jordi (Tor)	29	27/08/1987	Rubi	ESP	BMW S1000 RR Althea BMW Racing Team	1	4		44 18	Pirelli
23	99 SCASSA Luca (Sca)	33	23/08/1983	Arezzo	ITA	Ducati Panigale R VFT Racing				63 4	Pirelli
24	119 SZKOPEK Pawel (Szk)	41	06/08/1975	Gostynin	POL	Yamaha YZF R1 Team Tóth				19 11	Pirelli

* = Wild Card

These data/results cannot be reproduced, stored and/or transmitted in whole or in part by any manner of electronic, mechanical, photocopying, recording, broadcasting or otherwise now known or herein after developed without the previous express consent by the copyright owner, except for reproduction in daily press and regular printed publications on sale to the public within 60 days of the event related to those data/results and always provided that copyright symbol appears together as follows below.

© DORNA WSBK ORGANIZATION Srl 2016



Lausitzring 4.265 m

1 / 2

German Round, 16-17-18 September 2016 World Superbike - Results Free Practice 1st Session

No.	Rider	Nat	Team	Bike	Time	Gap	Rel.	Laps	Speed	
									Avg	Max
1	81 J. TORRES	ESP	Althea BMW Racing Team	BMW S1000 RR	1'37.775			29	157,034	283,5
2	22 A. LOWES	GBR	Pata Yamaha Official WorldSBK Team	Yamaha YZF R1	1'37.872	0.097	0.097	26	156,878	279,1
3	2 L. CAMIER	GBR	MV Agusta Reparto Corse	MV Agusta 1000 F4	1'37.914	0.139	0.042	24	156,811	276,2
4	60 M. VAN DER MARK	NED	Honda World Superbike Team	Honda CBR1000RR SP	1'37.927	0.152	0.013	28	156,790	282,0
5	69 N. HAYDEN	USA	Honda World Superbike Team	Honda CBR1000RR SP	1'38.102	0.327	0.175	24	156,511	279,1
6	66 T. SYKES	GBR	Kawasaki Racing Team	Kawasaki ZX-10R	1'38.302	0.527	0.200	22	156,192	282,8
7	21 M. REITERBERGER	GER	Althea BMW Racing Team	BMW S1000 RR	1'38.309	0.534	0.007	24	156,181	284,3
8	7 C. DAVIES	GBR	Aruba.it Racing - Ducati	Ducati Panigale R	1'38.368	0.593	0.059	25	156,087	281,3
9	50 S. GUINTOLI	FRA	Pata Yamaha Official WorldSBK Team	Yamaha YZF R1	1'38.384	0.609	0.016	22	156,062	279,8
10	1 J. REA	GBR	Kawasaki Racing Team	Kawasaki ZX-10R	1'38.720	0.945	0.336	19	155,531	283,5
11	34 D. GIUGLIANO	ITA	Aruba.it Racing - Ducati	Ducati Panigale R	1'39.058	1.283	0.338	20	155,000	277,0
12	12 X. FORÉS	ESP	Barni Racing Team	Ducati Panigale R	1'39.268	1.493	0.210	19	154,672	278,4
13	15 A. DE ANGELIS	RSM	IodaRacing Team	Aprilia RSV4 RF	1'39.282	1.507	0.014	23	154,650	288,9
14	13 A. WEST	AUS	Pedercini Racing	Kawasaki ZX-10R	1'39.610	1.835	0.328	22	154,141	279,1
15	32 L. SAVADORI	ITA	IodaRacing Team	Aprilia RSV4 RF	1'40.318	2.543	0.708	22	153,053	282,8
16	25 J. BROOKES	AUS	Milwaukee BMW	BMW S1000 RR	1'40.836	3.061	0.518	22	152,267	282,0
17	17 K. ABRAHAM	CZE	Milwaukee BMW	BMW S1000 RR	1'41.439	3.664	0.603	24	151,362	279,8
18	99 L. SCASSA	ITA	VFT Racing	Ducati Panigale R	1'41.459	3.684	0.020	12	151,332	272,7
19	119 P. SZKOPEK	POL	Team Tóth	Yamaha YZF R1	1'41.537	3.762	0.078	13	151,216	270,0
20	4 G. VIZZIELLO	ITA	Grillini Racing Team	Kawasaki ZX-10R	1'41.693	3.918	0.156	15	150,984	275,5
21	40 R. RAMOS	ESP	Team GoEleven	Kawasaki ZX-10R	1'41.911	4.136	0.218	20	150,661	277,7
22	9 D. SCHMITTER	SUI	Grillini Racing Team	Kawasaki ZX-10R	1'42.181	4.406	0.270	22	150,263	271,4
23	56 P. SEBESTYÉN	HUN	Team Tóth	Yamaha YZF R1	1'42.726	4.951	0.545	21	149,466	269,3
24	11 S. AL SULAITI	QAT	Pedercini Racing	Kawasaki ZX-10R	1'43.588	5.813	0.862	14	148,222	268,0

Qualifying Lap Time (107% of 1'37.775): 1'44.620

AIR	Humidity:	60%	Temp:	23°C
TRACK	Condition:	Dry	Temp:	30°C

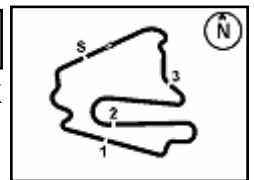
These data/results cannot be reproduced, stored and/or transmitted in whole or in part by any manner of electronic, mechanical, photocopying, recording, broadcasting or otherwise now known or herein after developed without the previous express consent by the copyright owner, except for reproduction in daily press and regular printed publications on sale to the public within 60 days of the event related to those data/results and always provided that copyright symbol appears together as follows below.

© DORNA WSBK ORGANIZATION Srl 2016

Start	End	The results are provisional until the end of the time limit for protests and appeals
16/09/2016 10:15	11:17	and the completion of the technical checks.

FCR PERDORATI TUNING





Lausitzring 4.265 m

2 / 2

German Round, 16-17-18 September 2016

World Superbike - Results Free Practice 1st Session

Session Highlights

10.15.01		Start
10.23.47	Al Sulaiti	On the Gravel - Re-Joined - Turn 14
10.27.43	Szkopek	Technical Problem - Turn 10
10.27.52	Szkopek	Re-joined
10.34.28		Pit Intervention Time: 61sec
10.48.05	Scassa	Crashed Rider OK - Re Joined - Turn 4
10.55.42	Al Sulaiti	Technical Problem - Turn 6
11.12.52	Szkopek	Crashed - Rider OK - Turn 14
11.13.49	Szkopek	Re-joined
11.14.01	De Angelis	Crashed Rider OK - Re Joined - Turn 5
11.17.12		End Of Session

Fastest Laps Sequence

No.	Rider	Nat	Team	Bike	Local Time	Time	Gap	Avg
60	M. VAN DER MARK	NED	Honda World Superbike Team	Honda CBR1000RR SP	10:18'31.290	1'40.636		152,570
60	M. VAN DER MARK	NED	Honda World Superbike Team	Honda CBR1000RR SP	10:20'11.474	1'40.184	-0.452	153,258
60	M. VAN DER MARK	NED	Honda World Superbike Team	Honda CBR1000RR SP	10:21'50.843	1'39.369	-0.815	154,515
60	M. VAN DER MARK	NED	Honda World Superbike Team	Honda CBR1000RR SP	10:23'29.836	1'38.993	-0.376	155,102
60	M. VAN DER MARK	NED	Honda World Superbike Team	Honda CBR1000RR SP	10:25'08.806	1'38.970	-0.023	155,138
69	N. HAYDEN	USA	Honda World Superbike Team	Honda CBR1000RR SP	10:26'58.804	1'38.758	-0.212	155,471
60	M. VAN DER MARK	NED	Honda World Superbike Team	Honda CBR1000RR SP	10:30'18.646	1'38.627	-0.131	155,677
22	A. LOWES	GBR	Pata Yamaha Official WorldSBK Team	Yamaha YZF R1	10:50'33.338	1'37.872	-0.755	156,878
81	J. TORRES	ESP	Althea BMW Racing Team	BMW S1000 RR	11:12'11.012	1'37.775	-0.097	157,034

These data/results cannot be reproduced, stored and/or transmitted in whole or in part by any manner of electronic, mechanical, photocopying, recording, broadcasting or otherwise now known or herein after developed without the previous express consent by the copyright owner, except for reproduction in daily press and regular printed publications on sale to the public within 60 days of the event related to those data/results and always provided that copyright symbol appears together as follows below.

© DORNA WSBK ORGANIZATION Srl 2016

	Start	End	The results are provisional until the end of the time limit for protests and appeals
16/09/2016	10:15	11:17	and the completion of the technical checks.

FICR PERODIA TIMING



German Round, 16-17-18 September 2016

World Superbike - Best Sector & Speed Free Practice 1st Session

Lausitzring 4.265 m

Best Lap

1	81 J. TORRES	BMW S1000 RR	1'37.775
2	22 A. LOWES	Yamaha YZF R1	1'37.872
3	2 L. CAMIER	MV Austa 1000 F4	1'37.914
4	60 M. VAN DER MARK	Honda CBR1000RR SP	1'37.927
5	69 N. HAYDEN	Honda CBR1000RR SP	1'38.102
6	66 T. SYKES	Kawasaki ZX-10R	1'38.302
7	21 M. REITERBERGER	BMW S1000 RR	1'38.309
8	7 C. DAVIES	Ducati Panigale R	1'38.368
9	50 S. GUINTOLI	Yamaha YZF R1	1'38.384
10	1 J. REA	Kawasaki ZX-10R	1'38.720
11	34 D. GIUGLIANO	Ducati Panigale R	1'39.058
12	12 X. FORÉS	Ducati Panigale R	1'39.268
13	15 A. DE ANGELIS	Aorilia RSV4 RF	1'39.282
14	13 A. WEST	Kawasaki ZX-10R	1'39.610
15	32 L. SAVADORI	Aorilia RSV4 RF	1'40.318
16	25 J. BROOKES	BMW S1000 RR	1'40.836
17	17 K. ABRAHAM	BMW S1000 RR	1'41.439
18	99 L. SCASSA	Ducati Panigale R	1'41.459
19	119 P. SZKOPEK	Yamaha YZF R1	1'41.537
20	4 G. VIZZIELLO	Kawasaki ZX-10R	1'41.693
21	40 R. RAMOS	Kawasaki ZX-10R	1'41.911
22	9 D. SCHMITTER	Kawasaki ZX-10R	1'42.181
23	56 P. SEBESTYÉN	Yamaha YZF R1	1'42.726
24	11 S. AL SULAITI	Kawasaki ZX-10R	1'43.588

Best Sector & Speed

1	15 A. DE ANGELIS	Aorilia RSV4 RF	288.9
2	21 M. REITERBERGER	BMW S1000 RR	284.3
3	81 J. TORRES	BMW S1000 RR	283.5
4	1 J. REA	Kawasaki ZX-10R	283.5
5	66 T. SYKES	Kawasaki ZX-10R	282.8
6	32 L. SAVADORI	Aorilia RSV4 RF	282.8
7	60 M. VAN DER MARK	Honda CBR1000RR SP	282.0
8	25 J. BROOKES	BMW S1000 RR	282.0
9	7 C. DAVIES	Ducati Panigale R	281.3
10	50 S. GUINTOLI	Yamaha YZF R1	279.8
11	17 K. ABRAHAM	BMW S1000 RR	279.8
12	13 A. WEST	Kawasaki ZX-10R	279.1
13	22 A. LOWES	Yamaha YZF R1	279.1
14	69 N. HAYDEN	Honda CBR1000RR SP	279.1
15	12 X. FORÉS	Ducati Panigale R	278.4
16	40 R. RAMOS	Kawasaki ZX-10R	277.7
17	34 D. GIUGLIANO	Ducati Panigale R	277.0
18	2 L. CAMIER	MV Austa 1000 F4	276.2
19	4 G. VIZZIELLO	Kawasaki ZX-10R	275.5
20	99 L. SCASSA	Ducati Panigale R	272.7
21	9 D. SCHMITTER	Kawasaki ZX-10R	271.4
22	119 P. SZKOPEK	Yamaha YZF R1	270.0
23	56 P. SEBESTYÉN	Yamaha YZF R1	269.3
24	11 S. AL SULAITI	Kawasaki ZX-10R	268.0

Seg. 1		Seg. 2		Seg. 3		Seg. 4		Seg. 5						
1	15 A. DE ANGELIS	1.486	1	2 L. CAMIER	24.472	1	81 J. TORRES	30.114	1	22 A. LOWES	22.141	1	66 T. SYKES	18.998
2	21 M. REITERBERG	1.508	2	60 M. VAN DER MAR	24.617	2	60 M. VAN DER MAR	30.213	2	21 M. REITERBERG	22.163	2	21 M. REITERBERG	19.008
3	81 J. TORRES	1.512	3	7 C. DAVIES	24.650	3	66 T. SYKES	30.236	3	60 M. VAN DER MAR	22.188	3	1 J. REA	19.061
4	1 J. REA	1.517	4	81 J. TORRES	24.667	4	22 A. LOWES	30.336	4	2 L. CAMIER	22.205	4	60 M. VAN DER MAR	19.070
5	32 L. SAVADORI	1.518	5	69 N. HAYDEN	24.708	5	50 S. GUINTOLI	30.359	5	50 S. GUINTOLI	22.234	5	81 J. TORRES	19.109
6	66 T. SYKES	1.519	6	22 A. LOWES	24.729	6	69 N. HAYDEN	30.380	6	81 J. TORRES	22.264	6	22 A. LOWES	19.122
7	25 J. BROOKES	1.522	7	66 T. SYKES	24.779	7	2 L. CAMIER	30.383	7	69 N. HAYDEN	22.294	7	2 L. CAMIER	19.152
8	50 S. GUINTOLI	1.527	8	34 D. GIUGLIANO	24.831	8	7 C. DAVIES	30.408	8	7 C. DAVIES	22.382	8	69 N. HAYDEN	19.168
9	7 C. DAVIES	1.528	9	1 J. REA	24.835	9	21 M. REITERBERG	30.420	9	66 T. SYKES	22.429	9	50 S. GUINTOLI	19.182
10	13 A. WEST	1.529	10	21 M. REITERBERG	24.860	10	1 J. REA	30.485	10	13 A. WEST	22.432	10	7 C. DAVIES	19.204
11	60 M. VAN DER MAR	1.530	11	50 S. GUINTOLI	24.884	11	15 A. DE ANGELIS	30.492	11	34 D. GIUGLIANO	22.539	11	34 D. GIUGLIANO	19.305
12	40 R. RAMOS	1.534	12	13 A. WEST	24.999	12	12 X. FORÉS	30.621	12	12 X. FORÉS	22.542	12	15 A. DE ANGELIS	19.351
13	17 K. ABRAHAM	1.535	13	12 X. FORÉS	25.034	13	34 D. GIUGLIANO	30.659	13	119 P. SZKOPEK	22.575	13	12 X. FORÉS	19.401
14	69 N. HAYDEN	1.535	14	32 L. SAVADORI	25.221	14	13 A. WEST	30.790	14	15 A. DE ANGELIS	22.579	14	32 L. SAVADORI	19.436
15	22 A. LOWES	1.536	15	15 A. DE ANGELIS	25.251	15	32 L. SAVADORI	30.932	15	1 J. REA	22.650	15	13 A. WEST	19.486
16	12 X. FORÉS	1.538	16	119 P. SZKOPEK	25.364	16	99 L. SCASSA	31.108	16	32 L. SAVADORI	22.884	16	25 J. BROOKES	19.626
17	34 D. GIUGLIANO	1.546	17	25 J. BROOKES	25.524	17	17 K. ABRAHAM	31.132	17	99 L. SCASSA	22.938	17	40 R. RAMOS	19.750
18	2 L. CAMIER	1.552	18	40 R. RAMOS	25.589	18	25 J. BROOKES	31.184	18	25 J. BROOKES	22.944	18	17 K. ABRAHAM	19.850
19	4 G. VIZZIELLO	1.558	19	4 G. VIZZIELLO	25.661	19	119 P. SZKOPEK	31.371	19	4 G. VIZZIELLO	23.005	19	4 G. VIZZIELLO	19.855
20	99 L. SCASSA	1.571	20	17 K. ABRAHAM	25.680	20	9 D. SCHMITTER	31.387	20	17 K. ABRAHAM	23.046	20	119 P. SZKOPEK	19.918
21	9 D. SCHMITTER	1.577	21	9 D. SCHMITTER	25.717	21	40 R. RAMOS	31.527	21	40 R. RAMOS	23.099	21	99 L. SCASSA	19.936
22	56 P. SEBESTYÉN	1.591	22	99 L. SCASSA	25.794	22	56 P. SEBESTYÉN	31.529	22	56 P. SEBESTYÉN	23.118	22	9 D. SCHMITTER	19.957
23	119 P. SZKOPEK	1.591	23	11 S. AL SULAITI	25.898	23	4 G. VIZZIELLO	31.564	23	9 D. SCHMITTER	23.277	23	56 P. SEBESTYÉN	20.022
24	11 S. AL SULAITI	1.593	24	56 P. SEBESTYÉN	25.984	24	11 S. AL SULAITI	32.105	24	11 S. AL SULAITI	23.501	24	11 S. AL SULAITI	20.350

16/09/2016

These data/results cannot be reproduced, stored and/or transmitted in whole or in part by any manner of electronic, mechanical, photocopying, recording, broadcasting or otherwise now known or herein after developed without the previous express consent by the copyright owner, except for reproduction in daily press and regular printed publications on sale to the public within 60 days of the event related to those data/results and always provided that copyright symbol appears together as follows below.

© DORNA WSBK ORGANIZATION Srl 2016



German Round, 16-17-18 September 2016

World Superbike - Ideal Times Free Practice 1st Session

Lausitzring 4.265 m

1 / 1

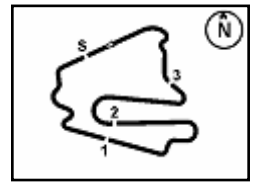
No. Rider	Nat	Bike	Seg. 1 Diff. 1	Seg. 2 Diff. 2	Seg. 3 Diff. 3	Seg. 4 Diff. 4	Seg. 5 Diff. 5	Ideal Time Best Lap	Pos.	Diff.
1 60 M. VAN DER MARK	NED	Honda CBR1000RR SP	1.530 0.024	24.617 0.161	30.213 0.077	22.188 0.047	19.070	1'37.618 1'37.927	4	0.309
2 81 J. TORRES	ESP	BMW S1000 RR	1.512 0.005	24.667	30.114 0.090	22.264 0.014	19.109	1'37.666 1'37.775	1	0.109
3 2 L. CAMIER	GBR	MV Agusta 1000 F4	1.552 0.015	24.472	30.383 0.135	22.205	19.152	1'37.764 1'37.914	3	0.150
4 22 A. LOWES	GBR	Yamaha YZF R1	1.536 0.008	24.729	30.336	22.141	19.122	1'37.864 1'37.872	2	0.008
5 21 M. REITERBERGER	GER	BMW S1000 RR	1.508 0.012	24.860	30.420 0.051	22.163 0.100	19.008 0.187	1'37.959 1'38.309	7	0.350
6 66 T. SYKES	GBR	Kawasaki ZX-10R	1.519 0.009	24.779 0.050	30.236	22.429 0.124	18.998 0.158	1'37.961 1'38.302	6	0.341
7 69 N. HAYDEN	USA	Honda CBR1000RR SP	1.535 0.017	24.708	30.380	22.294	19.168	1'38.085 1'38.102	5	0.017
8 7 C. DAVIES	GBR	Ducati Panigale R	1.528 0.010	24.650 0.012	30.408 0.070	22.382 0.026	19.204 0.078	1'38.172 1'38.368	8	0.196
9 50 S. GUINTOLI	FRA	Yamaha YZF R1	1.527 0.004	24.884 0.079	30.359 0.008	22.234 0.107	19.182	1'38.186 1'38.384	9	0.198
10 1 J. REA	GBR	Kawasaki ZX-10R	1.517 0.015	24.835	30.485 0.123	22.650 0.006	19.061 0.028	1'38.548 1'38.720	10	0.172
11 34 D. GIUGLIANO	ITA	Ducati Panigale R	1.546 0.003	24.831	30.659 0.009	22.539	19.305 0.166	1'38.880 1'39.058	11	0.178
12 12 X. FORÉS	ESP	Ducati Panigale R	1.538 0.029	25.034 0.048	30.621	22.542	19.401 0.055	1'39.136 1'39.268	12	0.132
13 15 A. DE ANGELIS	RSM	Aprilia RSV4 RF	1.486 0.010	25.251	30.492	22.579 0.052	19.351 0.061	1'39.159 1'39.282	13	0.123
14 13 A. WEST	AUS	Kawasaki ZX-10R	1.529 0.026	24.999 0.083	30.790	22.432 0.198	19.486 0.067	1'39.236 1'39.610	14	0.374
15 32 L. SAVADORI	ITA	Aprilia RSV4 RF	1.518 0.013	25.221 0.022	30.932 0.105	22.884 0.187	19.436	1'39.991 1'40.318	15	0.327
16 25 J. BROOKES	AUS	BMW S1000 RR	1.522	25.524 0.002	31.184	22.944 0.014	19.626 0.020	1'40.800 1'40.836	16	0.036
17 119 P. SZKOPEK	POL	Yamaha YZF R1	1.591	25.364	31.371 0.071	22.575 0.505	19.918 0.142	1'40.819 1'41.537	19	0.718
18 17 K. ABRAHAM	CZE	BMW S1000 RR	1.535 0.009	25.680	31.132	23.046 0.179	19.850 0.008	1'41.243 1'41.439	17	0.196
19 99 L. SCASSA	ITA	Ducati Panigale R	1.571 0.018	25.794	31.108 0.094	22.938	19.936	1'41.347 1'41.459	18	0.112
20 40 R. RAMOS	ESP	Kawasaki ZX-10R	1.534 0.014	25.589 0.097	31.527 0.075	23.099 0.183	19.750 0.043	1'41.499 1'41.911	21	0.412
21 4 G. VIZZIELLO	ITA	Kawasaki ZX-10R	1.558 0.004	25.661	31.564	23.005 0.014	19.855 0.032	1'41.643 1'41.693	20	0.050
22 9 D. SCHMITTER	SUI	Kawasaki ZX-10R	1.577 0.005	25.717 0.157	31.387	23.277 0.104	19.957	1'41.915 1'42.181	22	0.266
23 56 P. SEBESTYÉN	HUN	Yamaha YZF R1	1.591 0.006	25.984 0.069	31.529 0.320	23.118	20.022 0.087	1'42.244 1'42.726	23	0.482
24 11 S. AL SULAITI	QAT	Kawasaki ZX-10R	1.593 0.006	25.898 0.082	32.105 0.012	23.501	20.350 0.041	1'43.447 1'43.588	24	0.141
Overall Ideal Time			1.486	24.472	30.114	22.141	18.998	1'37.211		

16/09/2016

These data/results cannot be reproduced, stored and/or transmitted in whole or in part by any manner of electronic, mechanical, photocopying, recording, broadcasting or otherwise now known or herein after developed without the previous express consent by the copyright owner, except for reproduction in daily press and regular printed publications on sale to the public within 60 days of the event related to those data/results and always provided that copyright symbol appears together as follows below.
© DORNA WSBK ORGANIZATION Srl 2016

PIRELLI PERGOIA TUNING





German Round, 16-17-18 September 2016 World Superbike - Chronological Analysis Free Practice 1st Session

Lausitzring 4.265 m

4 / 4

8			32.617	23.307	20.506	14'14.950 P		10:43'41.540
9	1.597	25.815	31.108	22.997	20.011	1'41.528	268.0	10:45'23.068
10	1.589	25.794	31.202	22.938	19.936	1'41.459	269.3	10:47'04.527
11	1.574	1'12.481	48.529	29.195	36.106	3'07.885 P	271.4	10:50'12.412
12			33.521	25.745	21.339	2'45'6.933 P		11:15'09.345

19° 119 P. SZKOPEK (1'41.537)

Lap	Seg. 1	Seg. 2	Seg. 3	Seg. 4	Seg. 5	Lap Time	km/h	Local Time
1	1.616	31.317	34.429	25.158	20.935			10:20'20.118
2	1.599	26.302	32.838	23.505	20.359	1'44.603	267.3	10:23'54.568
3	1.602	26.188	32.358	23.594	20.389	1'44.131	267.3	10:25'38.699
4	1.599	26.382	32.261			2'45.775 P	268.0	10:28'24.474
5			33.546	23.582	20.423	2'45'8.971 P		10:53'23.445
6	1.611	26.042	32.055	23.149	20.193	1'43.050	264.7	10:55'06.495
7	1.592	25.757	31.973	23.057	25.742	1'48.121	269.3	10:56'54.616
8	1.646	26.026	31.945	23.224	20.137	1'42.978	262.1	10:58'37.594
9	1.610	25.719	31.721	22.905	20.073	1'42.028	266.7	11:00'19.622
10	1.591	25.364	31.442	23.080	20.060	1'41.537	270.0	11:02'01.159
11	1.617	30.355	33.643	24.638	33.436	2'03.689 P	255.2	11:04'04.848
12			38.980	22.864	19.918	6'54.880 P		11:10'59.728
13	1.610	25.404	31.371	22.575	1'42.951	3'03.911 P	266.7	11:14'03.639

20° 4 G. VIZZIELLO (1'41.693)

Lap	Seg. 1	Seg. 2	Seg. 3	Seg. 4	Seg. 5	Lap Time	km/h	Local Time
1	1.591	26.686	34.369	24.232	22.200			10:16'59.683
2	1.576	26.196	32.474	23.171	20.352	1'43.769	272.7	10:20'28.902
3	1.576	27.794	36.977	24.257	34.432	2'05.036 P	272.1	10:22'33.938
4			38.572	23.990	20.388	5'00.768 P		10:27'34.706
5	1.574	25.952	31.977	23.131	20.581	1'43.215	272.7	10:29'17.921
6	1.578	26.174	35.035	26.955	34.856	2'04.598 P	272.7	10:31'22.519
7			41.360	32.541	20.793	26'46.723 P		10:58'09.242
8	1.571	26.084	31.869	23.439	20.404	1'43.367	274.1	10:59'52.609
9	1.578	30.592	43.163	26.151	19.979	2'01.463	272.7	11:01'54.072
10	1.564	25.746	31.745	23.049	20.070	1'42.174	274.8	11:03'36.246
11	1.563	26.930	35.673	26.865	27.653	1'58.684	274.1	11:05'34.930
12	1.571	25.816	32.171	23.384	20.286	1'43.228	270.0	11:07'18.158
13	1.558	27.504	35.931	23.005	19.855	1'47.853	275.5	11:09'06.011
14	1.562	25.661	31.564	23.019	19.887	1'41.693	274.1	11:10'47.704
15	1.560	25.934	32.083	28.698	32.943	2'01.218 P	274.1	11:12'48.922

21° 40 R. RAMOS (1'41.911)

Lap	Seg. 1	Seg. 2	Seg. 3	Seg. 4	Seg. 5	Lap Time	km/h	Local Time
1			35.080	25.150	31.371			10:17'17.376
2			33.445	24.485	20.883	2'17.964 P		10:19'35.340
3	1.564	26.572	32.381	24.498	20.325	1'45.340	274.1	10:21'20.680
4	1.559	26.232	32.170	24.004	20.197	1'44.162	275.5	10:23'04.842
5	1.560	26.135	31.922	24.005	19.896	1'43.518	274.8	10:24'48.360
6	1.565	27.663	33.189	24.381	20.011	1'46.809	271.4	10:26'35.169
7	1.553	25.920	31.787	23.362	19.999	1'42.621	275.5	10:28'17.790
8	1.552	26.056	31.797	23.562	19.963	1'42.930	275.5	10:30'00.720
9	1.559	25.932	31.805	23.443	19.968	1'42.707	274.1	10:31'43.427
10	1.553	27.021	33.608	25.483	30.681	1'58.346 P	276.2	10:33'41.773
11			32.197	23.530	20.108	14'12.921 P		10:47'54.694
12	1.564	25.958	31.574	23.356	19.791	1'42.243	273.4	10:49'36.937
13	1.548	25.686	31.602	23.282	19.793	1'41.911	277.0	10:51'18.848
14	1.546	25.589	31.527	23.503	19.770	1'41.935	276.2	10:53'00.783
15	1.557	26.739	33.180	27.065	31.448	1'59.989 P	272.7	10:55'00.772
16			37.310	24.278	22.108	12'21.094 P		11:07'21.866
17	1.544	26.581	31.956	23.099	19.879	1'43.059	277.7	11:09'04.925
18	1.534	25.782	35.706	23.615	19.750	1'46.387	277.0	11:10'51.312
19	1.545	25.658	31.622	24.618	19.761	1'43.204	274.8	11:12'34.516
20	1.557	25.836	31.728	23.231	19.765	1'42.117	274.8	11:14'16.633
21	1.558	29.565	32.920	23.308	36.601	2'03.952 P	276.2	11:16'20.585

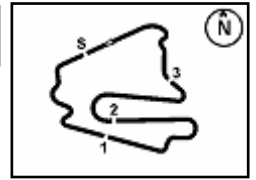
22° 9 D. SCHMITTER (1'42.181)

Lap	Seg. 1	Seg. 2	Seg. 3	Seg. 4	Seg. 5	Lap Time	km/h	Local Time
1	1.610	27.564	34.755	24.932	21.079			10:17'07.080
2	1.587	27.228	32.381	24.169	21.047	1'46.771	255.9	10:18'53.851
3	1.598	27.145	32.672	24.383	20.860	1'46.658	259.6	10:22'26.773
4	1.590	26.905	32.028	23.684	20.464	1'44.671	260.8	10:24'11.444
5	1.599	26.718	32.502	23.897	20.547	1'45.263	259.6	10:25'56.707
6	1.584	26.746	33.555	24.944	37.130	2'03.959 P	266.7	10:28'00.666
7			32.586	23.942	20.737	12'40.066 P		10:40'40.732
8	1.599	26.643	32.085	23.498	20.293	1'44.118	268.7	10:42'24.850
9	1.591	26.264	31.993	23.604	20.313	1'43.765	266.0	10:44'08.615
10	1.584	26.219	31.909	23.639	20.293	1'43.644	270.7	10:45'52.259

P = Pits In/Out - C = Lap-Time Cancelled

These data/results cannot be reproduced, stored and/or transmitted in whole or in part by any manner of electronic, mechanical, photocopying, recording, broadcasting or otherwise now known or herein after developed without the previous express consent by the copyright owner, except for reproduction in daily press and regular printed publications on sale to the public within 60 days of the event related to those data/results and always provided that copyright symbol appears together as follows below.

© DORNA WSBK ORGANIZATION Srl 2016

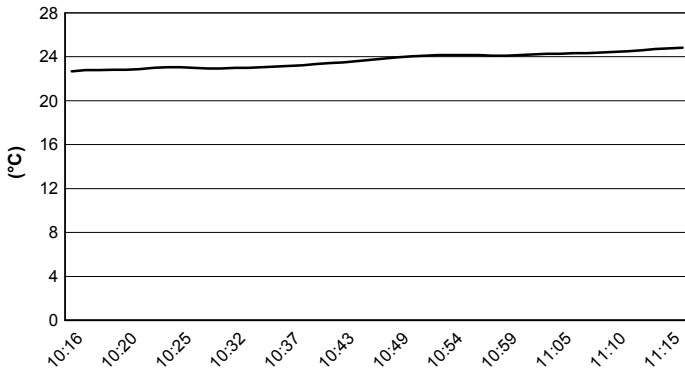


Lausitzring 4.265 m

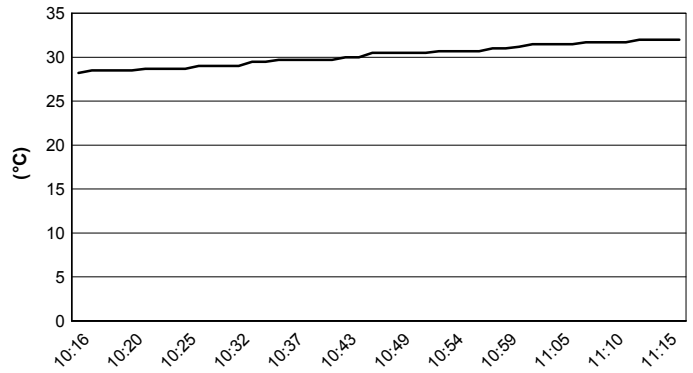
German Round, 16-17-18 September 2016 World Superbike - Weather Report Free Practice 1st Session

Session started 10:15 Session ended 11:17

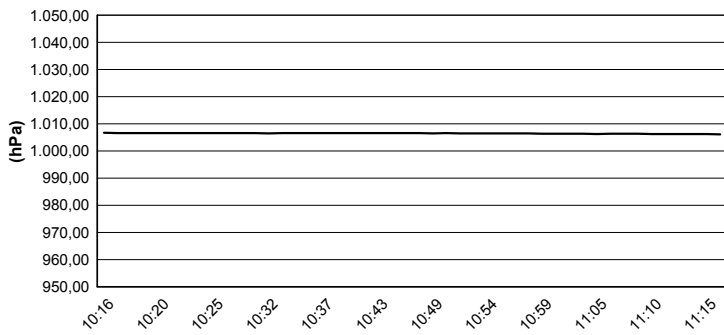
Air Temperature



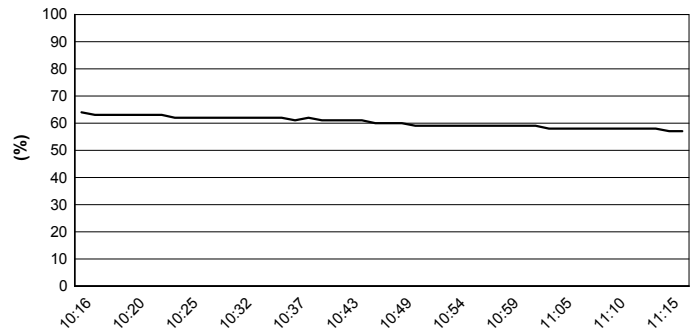
Track Temperature



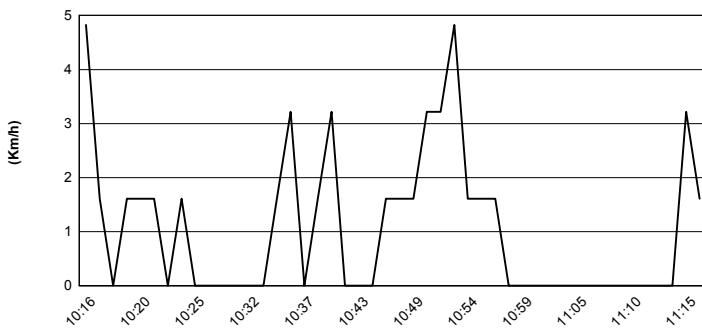
Air Pressure



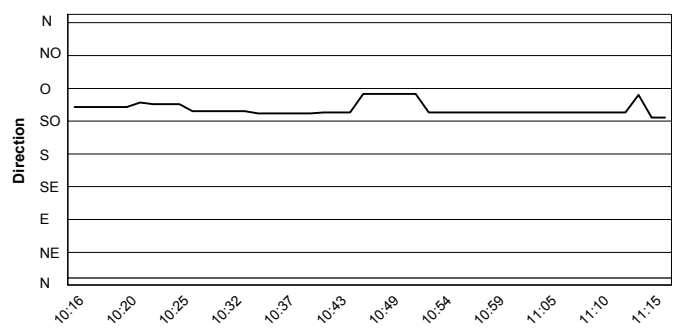
Humidity



Wind Speed



Wind Direction



These data/results cannot be reproduced, stored and/or transmitted in whole or in part by any manner of electronic, mechanical, photocopying, recording, broadcasting or otherwise now known or herein after developed without the previous express consent by the copyright owner, except for reproduction in daily press and regular printed publications on sale to the public within 60 days of the event related to those data/results and always provided that copyright symbol appears together as follows below.
© DORNA WSBK ORGANIZATION Srl 2016