



## German Round, 16-17-18 September 2016

### World Superbike - Free Practices Combined Results

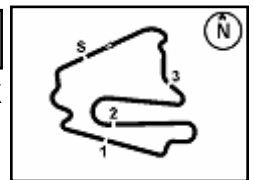
Lausitzring 4.265 m

No.	Rider	Nat	Team	Bike	FP1	FP2	Time	Gap	Rel.	Avg	Laps
1	<b>32 L. SAVADORI</b>	ITA	IodaRacing Team	Aprilia RSV4 RF	1'40.318	<b>1'37.449</b>	<b>1'37.449</b>			157,559	45
2	<b>21 M. REITERBERGER</b>	GER	Althea BMW Racing Team	BMW S1000 RR	1'38.309	<b>1'37.483</b>	<b>1'37.483</b>	0.034	0.034	157,504	50
3	<b>66 T. SYKES</b>	GBR	Kawasaki Racing Team	Kawasaki ZX-10R	1'38.302	<b>1'37.557</b>	<b>1'37.557</b>	0.108	0.074	157,385	42
4	<b>7 C. DAVIES</b>	GBR	Aruba.it Racing - Ducati	Ducati Panigale R	1'38.368	<b>1'37.656</b>	<b>1'37.656</b>	0.207	0.099	157,225	48
5	<b>69 N. HAYDEN</b>	USA	Honda World Superbike Team	Honda CBR1000RR SP	1'38.102	<b>1'37.713</b>	<b>1'37.713</b>	0.264	0.057	157,134	49
6	<b>50 S. GUINTOLI</b>	FRA	Pata Yamaha Official WorldSBK Team	Yamaha YZF R1	1'38.384	<b>1'37.753</b>	<b>1'37.753</b>	0.304	0.040	157,069	44
7	<b>81 J. TORRES</b>	ESP	Althea BMW Racing Team	BMW S1000 RR	<b>1'37.775</b>	1'37.868	<b>1'37.775</b>	0.326	0.022	157,034	56
8	<b>22 A. LOWES</b>	GBR	Pata Yamaha Official WorldSBK Team	Yamaha YZF R1	1'37.872	<b>1'37.805</b>	<b>1'37.805</b>	0.356	0.030	156,986	33
9	<b>2 L. CAMIER</b>	GBR	MV Agusta Reparto Corse	MV Agusta 1000 F4	1'37.914	<b>1'37.809</b>	<b>1'37.809</b>	0.360	0.004	156,979	49
10	<b>60 M. VAN DER MARK</b>	NED	Honda World Superbike Team	Honda CBR1000RR SP	<b>1'37.927</b>	1'38.002	<b>1'37.927</b>	0.478	0.118	156,790	51
11	<b>1 J. REA</b>	GBR	Kawasaki Racing Team	Kawasaki ZX-10R	1'38.720	<b>1'37.996</b>	<b>1'37.996</b>	0.547	0.069	156,680	44
12	<b>15 A. DE ANGELIS</b>	RSM	IodaRacing Team	Aprilia RSV4 RF	1'39.282	<b>1'38.356</b>	<b>1'38.356</b>	0.907	0.360	156,106	48
13	<b>34 D. GIUGLIANO</b>	ITA	Aruba.it Racing - Ducati	Ducati Panigale R	1'39.058	<b>1'38.575</b>	<b>1'38.575</b>	1.126	0.219	155,760	41
14	<b>13 A. WEST</b>	AUS	Pedercini Racing	Kawasaki ZX-10R	1'39.610	<b>1'38.790</b>	<b>1'38.790</b>	1.341	0.215	155,421	48
15	<b>12 X. FORÉS</b>	ESP	Barni Racing Team	Ducati Panigale R	1'39.268	<b>1'39.037</b>	<b>1'39.037</b>	1.588	0.247	155,033	28
16	<b>99 L. SCASSA</b>	ITA	VFT Racing	Ducati Panigale R	1'41.459	<b>1'40.031</b>	<b>1'40.031</b>	2.582	0.994	153,492	35
17	<b>119 P. SZKOPEK</b>	POL	Team Tóth	Yamaha YZF R1	1'41.537	<b>1'40.060</b>	<b>1'40.060</b>	2.611	0.029	153,448	30
18	<b>25 J. BROOKES</b>	AUS	Milwaukee BMW	BMW S1000 RR	1'40.836	<b>1'40.336</b>	<b>1'40.336</b>	2.887	0.276	153,026	35
19	<b>40 R. RAMOS</b>	ESP	Team GoEleven	Kawasaki ZX-10R	1'41.911	<b>1'40.362</b>	<b>1'40.362</b>	2.913	0.026	152,986	43
20	<b>17 K. ABRAHAM</b>	CZE	Milwaukee BMW	BMW S1000 RR	1'41.439	<b>1'40.618</b>	<b>1'40.618</b>	3.169	0.256	152,597	47
21	<b>4 G. VIZZIELLO</b>	ITA	Grillini Racing Team	Kawasaki ZX-10R	1'41.693	<b>1'40.924</b>	<b>1'40.924</b>	3.475	0.306	152,134	29
22	<b>56 P. SEBESTYÉN</b>	HUN	Team Tóth	Yamaha YZF R1	1'42.726	<b>1'41.543</b>	<b>1'41.543</b>	4.094	0.619	151,207	44
23	<b>9 D. SCHMITTER</b>	SUI	Grillini Racing Team	Kawasaki ZX-10R	1'42.181	<b>1'41.602</b>	<b>1'41.602</b>	4.153	0.059	151,119	42
24	<b>11 S. AL SULAITI</b>	QAT	Pedercini Racing	Kawasaki ZX-10R	1'43.588	<b>1'42.294</b>	<b>1'42.294</b>	4.845	0.692	150,097	37

These data/results cannot be reproduced, stored and/or transmitted in whole or in part by any manner of electronic, mechanical, photocopying, recording, broadcasting or otherwise now known or herein after developed without the previous express consent by the copyright owner, except for reproduction in daily press and regular printed publications on sale to the public within 60 days of the event related to those data/results and always provided that copyright symbol appears together as follows below.

© DORNA WSBK ORGANIZATION Srl 2016

16/09/2016



Lausitzring 4.265 m

1 / 2

## German Round, 16-17-18 September 2016 World Superbike - Results Free Practice 2nd Session

No.	Rider	Nat	Team	Bike	Time	Gap	Rel.	Laps	Speed	
									Avg	Max
1	32 L. SAVADORI	ITA	IodaRacing Team	Aprilia RSV4 RF	<b>1'37.449</b>			23	157,559	<b>285,0</b>
2	21 M. REITERBERGER	GER	Althea BMW Racing Team	BMW S1000 RR	<b>1'37.483</b>	0.034	0.034	26	157,504	<b>284,3</b>
3	66 T. SYKES	GBR	Kawasaki Racing Team	Kawasaki ZX-10R	<b>1'37.557</b>	0.108	0.074	20	157,385	<b>285,0</b>
4	7 C. DAVIES	GBR	Aruba.it Racing - Ducati	Ducati Panigale R	<b>1'37.656</b>	0.207	0.099	23	157,225	<b>282,0</b>
5	69 N. HAYDEN	USA	Honda World Superbike Team	Honda CBR1000RR SP	<b>1'37.713</b>	0.264	0.057	25	157,134	<b>280,6</b>
6	50 S. GUINTOLI	FRA	Pata Yamaha Official WorldSBK Team	Yamaha YZF R1	<b>1'37.753</b>	0.304	0.040	22	157,069	<b>281,3</b>
7	22 A. LOWES	GBR	Pata Yamaha Official WorldSBK Team	Yamaha YZF R1	<b>1'37.805</b>	0.356	0.052	7	156,986	<b>279,1</b>
8	2 L. CAMIER	GBR	MV Agusta Reparto Corse	MV Agusta 1000 F4	<b>1'37.809</b>	0.360	0.004	25	156,979	<b>280,6</b>
9	81 J. TORRES	ESP	Althea BMW Racing Team	BMW S1000 RR	<b>1'37.868</b>	0.419	0.059	27	156,885	<b>287,3</b>
10	1 J. REA	GBR	Kawasaki Racing Team	Kawasaki ZX-10R	<b>1'37.996</b>	0.547	0.128	25	156,680	<b>283,5</b>
11	60 M. VAN DER MARK	NED	Honda World Superbike Team	Honda CBR1000RR SP	<b>1'38.002</b>	0.553	0.006	23	156,670	<b>282,0</b>
12	15 A. DE ANGELIS	RSM	IodaRacing Team	Aprilia RSV4 RF	<b>1'38.356</b>	0.907	0.354	25	156,106	<b>291,2</b>
13	34 D. GIUGLIANO	ITA	Aruba.it Racing - Ducati	Ducati Panigale R	<b>1'38.575</b>	1.126	0.219	21	155,760	<b>278,4</b>
14	13 A. WEST	AUS	Pedercini Racing	Kawasaki ZX-10R	<b>1'38.790</b>	1.341	0.215	26	155,421	<b>280,6</b>
15	12 X. FORÉS	ESP	Barni Racing Team	Ducati Panigale R	<b>1'39.037</b>	1.588	0.247	9	155,033	<b>276,2</b>
16	99 L. SCASSA	ITA	VFT Racing	Ducati Panigale R	<b>1'40.031</b>	2.582	0.994	23	153,492	<b>274,1</b>
17	119 P. SZKOPEK	POL	Team Tóth	Yamaha YZF R1	<b>1'40.060</b>	2.611	0.029	17	153,448	<b>272,1</b>
18	25 J. BROOKES	AUS	Milwaukee BMW	BMW S1000 RR	<b>1'40.336</b>	2.887	0.276	13	153,026	<b>282,0</b>
19	40 R. RAMOS	ESP	Team GoEleven	Kawasaki ZX-10R	<b>1'40.362</b>	2.913	0.026	23	152,986	<b>279,8</b>
20	17 K. ABRAHAM	CZE	Milwaukee BMW	BMW S1000 RR	<b>1'40.618</b>	3.169	0.256	23	152,597	<b>281,3</b>
21	4 G. VIZZIELLO	ITA	Grillini Racing Team	Kawasaki ZX-10R	<b>1'40.924</b>	3.475	0.306	14	152,134	<b>276,2</b>
22	56 P. SEBESTYÉN	HUN	Team Tóth	Yamaha YZF R1	<b>1'41.543</b>	4.094	0.619	23	151,207	<b>272,1</b>
23	9 D. SCHMITTER	SUI	Grillini Racing Team	Kawasaki ZX-10R	<b>1'41.602</b>	4.153	0.059	20	151,119	<b>273,4</b>
24	11 S. AL SULAITI	QAT	Pedercini Racing	Kawasaki ZX-10R	<b>1'42.294</b>	4.845	0.692	23	150,097	<b>267,3</b>

Qualifying Lap Time (107% of 1'37.449): 1'44.271

AIR	Humidity:	51%	Temp:	26°C
TRACK	Condition:	Dry	Temp:	36°C

Lap Record:	2006 T.Bayliss	1'37.623	157,280	Km/h
Best Lap:	2007 N.Haga	1'38.622	155,690	Km/h

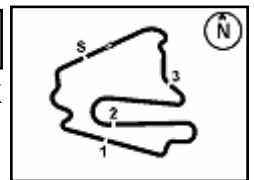
These data/results cannot be reproduced, stored and/or transmitted in whole or in part by any manner of electronic, mechanical, photocopying, recording, broadcasting or otherwise now known or herein after developed without the previous express consent by the copyright owner, except for reproduction in daily press and regular printed publications on sale to the public within 60 days of the event related to those data/results and always provided that copyright symbol appears together as follows below.

© DORNA WSBK ORGANIZATION Srl 2016

Start	End	The results are provisional until the end of the time limit for protests and appeals
16/09/2016 13:30	14:41	and the completion of the technical checks.

FICR PERDORA TIMING





## German Round, 16-17-18 September 2016 World Superbike - Results Free Practice 2nd Session

### Session Highlights

13.30.01		Start
13.31.11	Vizziello	Technical Problem - Turn 2
13.31.23	Vizziello	Re-joined
13.36.59	Brookes	On the Gravel - Re-Joined - Turn 6
13.39.16	Schmitter	Crashed Rider OK - Turn 5
13.40.17	Schmitter	Re-joined
13.43.38	De Angelis	Technical Problem - Turn 5
13.43.49	De Angelis	Re-joined
13.46.28		Pit Intervention Time: 61sec
13.49.55	Sebestyén	Time Deleted (1'42.119) - Exceeding Track Limit
13.52.48	Lowes	Crashed - Rider OK - Turn 6
13.55.08	Savadori	On the Gravel - Turn 8
13.55.28	Savadori	Re-joined
14.03.27	Savadori	On the Gravel - Re-Joined - Turn 7
14.06.44	Brookes	Crashed - Rider OK - Turn 12
14.08.56		RED FLAG
14.25.26		WorldSSP Pit Lane Will Open at 14:50
14.41.09		End Of Session

### Fastest Laps Sequence

No.	Rider	Nat	Team	Bike	Local Time	Time	Gap	Avg
1	J. REA	GBR	Kawasaki Racing Team	Kawasaki ZX-10R	13:33'25.138	<b>1'40.026</b>		153,500
60	M. VAN DER MARK	NED	Honda World Superbike Team	Honda CBR1000RR SP	13:33'30.451	<b>1'38.393</b>	-1.633	156,048
7	C. DAVIES	GBR	Aruba.it Racing - Ducati	Ducati Panigale R	13:34'51.771	<b>1'38.228</b>	-0.165	156,310
60	M. VAN DER MARK	NED	Honda World Superbike Team	Honda CBR1000RR SP	13:36'47.185	<b>1'38.220</b>	-0.008	156,323
2	L. CAMIER	GBR	MV Agusta Reparto Corse	MV Agusta 1000 F4	13:39'42.336	<b>1'38.099</b>	-0.121	156,515
7	C. DAVIES	GBR	Aruba.it Racing - Ducati	Ducati Panigale R	13:39'49.852	<b>1'37.962</b>	-0.137	156,734
7	C. DAVIES	GBR	Aruba.it Racing - Ducati	Ducati Panigale R	13:41'27.776	<b>1'37.924</b>	-0.038	156,795
22	A. LOWES	GBR	Pata Yamaha Official WorldSBK Team	Yamaha YZF R1	13:49'59.319	<b>1'37.805</b>	-0.119	156,986
7	C. DAVIES	GBR	Aruba.it Racing - Ducati	Ducati Panigale R	14:23'39.416	<b>1'37.778</b>	-0.027	157,029
69	N. HAYDEN	USA	Honda World Superbike Team	Honda CBR1000RR SP	14:28'15.452	<b>1'37.713</b>	-0.065	157,134
66	T. SYKES	GBR	Kawasaki Racing Team	Kawasaki ZX-10R	14:37'40.643	<b>1'37.557</b>	-0.156	157,385
32	L. SAVADORI	ITA	IodaRacing Team	Aprilia RSV4 RF	14:37'42.100	<b>1'37.449</b>	-0.108	157,559

These data/results cannot be reproduced, stored and/or transmitted in whole or in part by any manner of electronic, mechanical, photocopying, recording, broadcasting or otherwise now known or herein after developed without the previous express consent by the copyright owner, except for reproduction in daily press and regular printed publications on sale to the public within 60 days of the event related to those data/results and always provided that copyright symbol appears together as follows below.

© DORNA WSBK ORGANIZATION Srl 2016

Start	End	The results are provisional until the end of the time limit for protests and appeals
16/09/2016 13:30	14:41	and the completion of the technical checks.

FCR PERIODIC TIMING



## German Round, 16-17-18 September 2016

### World Superbike - Best Sector & Speed Free Practice 2nd Session

Lausitzring 4.265 m

**Best Lap**

1	32 L. SAVADORI	Aprilia RSV4 RF	1'37.449
2	21 M. REITERBERGER	BMW S1000 RR	1'37.483
3	66 T. SYKES	Kawasaki ZX-10R	1'37.557
4	7 C. DAVIES	Ducati Panigale R	1'37.656
5	69 N. HAYDEN	Honda CBR1000RR SP	1'37.713
6	50 S. GUINTOLI	Yamaha YZF R1	1'37.753
7	22 A. LOWES	Yamaha YZF R1	1'37.805
8	2 L. CAMIER	MV Agusta 1000 F4	1'37.809
9	81 J. TORRES	BMW S1000 RR	1'37.868
10	1 J. REA	Kawasaki ZX-10R	1'37.996
11	60 M. VAN DER MARK	Honda CBR1000RR SP	1'38.002
12	15 A. DE ANGELIS	Aprilia RSV4 RF	1'38.356
13	34 D. GIUGLIANO	Ducati Panigale R	1'38.575
14	13 A. WEST	Kawasaki ZX-10R	1'38.790
15	12 X. FORÉS	Ducati Panigale R	1'39.037
16	99 L. SCASSA	Ducati Panigale R	1'40.031
17	119 P. SZKOPEK	Yamaha YZF R1	1'40.060
18	25 J. BROOKES	BMW S1000 RR	1'40.336
19	40 R. RAMOS	Kawasaki ZX-10R	1'40.362
20	17 K. ABRAHAM	BMW S1000 RR	1'40.618
21	4 G. VIZZIELLO	Kawasaki ZX-10R	1'40.924
22	56 P. SEBESTYÉN	Yamaha YZF R1	1'41.543
23	9 D. SCHMITTER	Kawasaki ZX-10R	1'41.602
24	11 S. AL SULAITI	Kawasaki ZX-10R	1'42.294

**Best Sector & Speed**

1	15 A. DE ANGELIS	Aprilia RSV4 RF	291.2
2	81 J. TORRES	BMW S1000 RR	287.3
3	66 T. SYKES	Kawasaki ZX-10R	285.0
4	32 L. SAVADORI	Aprilia RSV4 RF	285.0
5	21 M. REITERBERGER	BMW S1000 RR	284.3
6	1 J. REA	Kawasaki ZX-10R	283.5
7	60 M. VAN DER MARK	Honda CBR1000RR SP	282.0
8	25 J. BROOKES	BMW S1000 RR	282.0
9	7 C. DAVIES	Ducati Panigale R	282.0
10	50 S. GUINTOLI	Yamaha YZF R1	281.3
11	17 K. ABRAHAM	BMW S1000 RR	281.3
12	2 L. CAMIER	MV Agusta 1000 F4	280.6
13	13 A. WEST	Kawasaki ZX-10R	280.6
14	69 N. HAYDEN	Honda CBR1000RR SP	280.6
15	40 R. RAMOS	Kawasaki ZX-10R	279.8
16	22 A. LOWES	Yamaha YZF R1	279.1
17	34 D. GIUGLIANO	Ducati Panigale R	278.4
18	12 X. FORÉS	Ducati Panigale R	276.2
19	4 G. VIZZIELLO	Kawasaki ZX-10R	276.2
20	99 L. SCASSA	Ducati Panigale R	274.1
21	9 D. SCHMITTER	Kawasaki ZX-10R	273.4
22	56 P. SEBESTYÉN	Yamaha YZF R1	272.1
23	119 P. SZKOPEK	Yamaha YZF R1	272.1
24	11 S. AL SULAITI	Kawasaki ZX-10R	267.3

Seg. 1		Seg. 2		Seg. 3		Seg. 4		Seg. 5						
1	15 A. DE ANGELIS	1.473	1	60 M. VAN DER MAR	24.485	1	66 T. SYKES	30.108	1	21 M. REITERBERG	22.087	1	32 L. SAVADORI	18.929
2	81 J. TORRES	1.506	2	7 C. DAVIES	24.489	2	7 C. DAVIES	30.124	2	69 N. HAYDEN	22.114	2	7 C. DAVIES	18.955
3	66 T. SYKES	1.509	3	32 L. SAVADORI	24.541	3	50 S. GUINTOLI	30.144	3	50 S. GUINTOLI	22.114	3	66 T. SYKES	18.974
4	32 L. SAVADORI	1.509	4	21 M. REITERBERG	24.549	4	81 J. TORRES	30.153	4	60 M. VAN DER MAR	22.178	4	21 M. REITERBERG	19.024
5	21 M. REITERBERG	1.511	5	66 T. SYKES	24.586	5	22 A. LOWES	30.157	5	32 L. SAVADORI	22.202	5	81 J. TORRES	19.058
6	40 R. RAMOS	1.514	6	2 L. CAMIER	24.601	6	15 A. DE ANGELIS	30.205	6	2 L. CAMIER	22.211	6	1 J. REA	19.063
7	1 J. REA	1.516	7	34 D. GIUGLIANO	24.604	7	21 M. REITERBERG	30.207	7	7 C. DAVIES	22.234	7	2 L. CAMIER	19.087
8	50 S. GUINTOLI	1.518	8	1 J. REA	24.641	8	60 M. VAN DER MAR	30.217	8	81 J. TORRES	22.292	8	22 A. LOWES	19.092
9	7 C. DAVIES	1.522	9	69 N. HAYDEN	24.645	9	2 L. CAMIER	30.249	9	22 A. LOWES	22.309	9	34 D. GIUGLIANO	19.131
10	25 J. BROOKES	1.522	10	50 S. GUINTOLI	24.697	10	32 L. SAVADORI	30.253	10	15 A. DE ANGELIS	22.351	10	69 N. HAYDEN	19.136
11	60 M. VAN DER MAR	1.523	11	22 A. LOWES	24.698	11	69 N. HAYDEN	30.276	11	66 T. SYKES	22.372	11	50 S. GUINTOLI	19.173
12	13 A. WEST	1.524	12	81 J. TORRES	24.699	12	1 J. REA	30.343	12	12 X. FORÉS	22.391	12	60 M. VAN DER MAR	19.207
13	69 N. HAYDEN	1.526	13	12 X. FORÉS	24.859	13	34 D. GIUGLIANO	30.468	13	1 J. REA	22.399	13	15 A. DE ANGELIS	19.305
14	17 K. ABRAHAM	1.528	14	13 A. WEST	24.908	14	13 A. WEST	30.523	14	13 A. WEST	22.433	14	13 A. WEST	19.334
15	2 L. CAMIER	1.533	15	15 A. DE ANGELIS	24.987	15	12 X. FORÉS	30.541	15	119 P. SZKOPEK	22.479	15	12 X. FORÉS	19.379
16	22 A. LOWES	1.538	16	99 L. SCASSA	25.065	16	17 K. ABRAHAM	30.897	16	34 D. GIUGLIANO	22.557	16	40 R. RAMOS	19.469
17	34 D. GIUGLIANO	1.540	17	119 P. SZKOPEK	25.223	17	25 J. BROOKES	30.914	17	99 L. SCASSA	22.574	17	25 J. BROOKES	19.472
18	12 X. FORÉS	1.554	18	40 R. RAMOS	25.255	18	99 L. SCASSA	30.924	18	4 G. VIZZIELLO	22.790	18	99 L. SCASSA	19.645
19	4 G. VIZZIELLO	1.555	19	25 J. BROOKES	25.299	19	40 R. RAMOS	31.066	19	40 R. RAMOS	22.849	19	119 P. SZKOPEK	19.647
20	9 D. SCHMITTER	1.565	20	17 K. ABRAHAM	25.348	20	119 P. SZKOPEK	31.101	20	17 K. ABRAHAM	22.854	20	17 K. ABRAHAM	19.648
21	99 L. SCASSA	1.568	21	4 G. VIZZIELLO	25.399	21	4 G. VIZZIELLO	31.234	21	25 J. BROOKES	22.866	21	4 G. VIZZIELLO	19.695
22	119 P. SZKOPEK	1.577	22	9 D. SCHMITTER	25.616	22	56 P. SEBESTYÉN	31.272	22	9 D. SCHMITTER	23.026	22	56 P. SEBESTYÉN	19.780
23	11 S. AL SULAITI	1.583	23	56 P. SEBESTYÉN	25.621	23	9 D. SCHMITTER	31.358	23	56 P. SEBESTYÉN	23.042	23	9 D. SCHMITTER	19.800
24	56 P. SEBESTYÉN	1.585	24	11 S. AL SULAITI	25.664	24	11 S. AL SULAITI	31.530	24	11 S. AL SULAITI	23.150	24	11 S. AL SULAITI	20.006

16/09/2016

These data/results cannot be reproduced, stored and/or transmitted in whole or in part by any manner of electronic, mechanical, photocopying, recording, broadcasting or otherwise now known or herein after developed without the previous express consent by the copyright owner, except for reproduction in daily press and regular printed publications on sale to the public within 60 days of the event related to those data/results and always provided that copyright symbol appears together as follows below.

© DORNA WSBK ORGANIZATION Srl 2016



Lausitzring 4.265 m

1 / 1

## German Round, 16-17-18 September 2016

### World Superbike - Ideal Times Free Practice 2nd Session

No.	Rider	Nat	Bike	Seg. 1 Diff. 1	Seg. 2 Diff. 2	Seg. 3 Diff. 3	Seg. 4 Diff. 4	Seg. 5 Diff. 5	Ideal Time Best Lap	Pos.	Diff.
1	7 C. DAVIES	GBR	Ducati Panigale R	1.522 0.003	24.489 0.027	30.124 0.108	22.234 0.194	18.955	<b>1'37.324</b> 1'37.656	4	0.332
2	21 M. REITERBERGER	GER	BMW S1000 RR	1.511 0.020	24.549	30.207	<b>22.087</b>	19.024 0.085	<b>1'37.378</b> 1'37.483	2	0.105
3	32 L. SAVADORI	ITA	Aprilia RSV4 RF	1.509 0.015	24.541	30.253	22.202	<b>18.929</b>	<b>1'37.434</b> 1'37.449	1	0.015
4	66 T. SYKES	GBR	Kawasaki ZX-10R	1.509 0.008	24.586	<b>30.108</b>	22.372	18.974	<b>1'37.549</b> 1'37.557	3	0.008
5	60 M. VAN DER MARK	NED	Honda CBR1000RR SP	1.523 0.025	<b>24.485</b> 0.253	30.217	22.178	19.207 0.114	<b>1'37.610</b> 1'38.002	11	0.392
6	50 S. GUINTOLI	FRA	Yamaha YZF R1	1.518 0.023	24.697 0.029	30.144 0.041	22.114	19.173 0.014	<b>1'37.646</b> 1'37.753	6	0.107
7	2 L. CAMIER	GBR	MV Agusta 1000 F4	1.533 0.027	24.601	30.249	22.211 0.101	19.087	<b>1'37.681</b> 1'37.809	8	0.128
8	69 N. HAYDEN	USA	Honda CBR1000RR SP	1.526 0.010	24.645	30.276 0.006	22.114	19.136	<b>1'37.697</b> 1'37.713	5	0.016
9	81 J. TORRES	ESP	BMW S1000 RR	1.506 0.022	24.699	30.153 0.138	22.292	19.058	<b>1'37.708</b> 1'37.868	9	0.160
10	22 A. LOWES	GBR	Yamaha YZF R1	1.538 0.011	24.698	30.157	22.309	19.092	<b>1'37.794</b> 1'37.805	7	0.011
11	1 J. REA	GBR	Kawasaki ZX-10R	1.516	24.641	30.343	22.399	19.063 0.034	<b>1'37.962</b> 1'37.996	10	0.034
12	34 D. GIUGLIANO	ITA	Ducati Panigale R	1.540 0.019	24.604 0.123	30.468 0.034	22.557 0.099	19.131	<b>1'38.300</b> 1'38.575	13	0.275
13	15 A. DE ANGELIS	RSM	Aprilia RSV4 RF	<b>1.473</b> 0.019	24.987	30.205	22.351	19.305 0.016	<b>1'38.321</b> 1'38.356	12	0.035
14	13 A. WEST	AUS	Kawasaki ZX-10R	1.524 1'38.799	24.908 9.:81'.2.3	30.523	22.433 0.040	19.334 9.:99'.9.6	<b>1'38.722</b> 1'38.790	14	0.068
15	12 X. FORÉS	ESP	Ducati Panigale R	1.554 0.010	24.859 0.124	30.541 0.038	22.391 0.137	19.379 0.004	<b>1'38.724</b> 1'39.037	15	0.313
16	99 L. SCASSA	ITA	Ducati Panigale R	1.568	25.065 0.060	30.924	22.574 0.195	19.645	<b>1'39.776</b> 1'40.031	16	0.255
17	119 P. SZKOPEK	POL	Yamaha YZF R1	1.577 0.015	25.223	31.101	22.479 0.010	19.647 0.008	<b>1'40.027</b> 1'40.060	17	0.033
18	25 J. BROOKES	AUS	BMW S1000 RR	1.522 0.002	25.299 0.096	30.914	22.866 0.144	19.472 0.021	<b>1'40.073</b> 1'40.336	18	0.263
19	40 R. RAMOS	ESP	Kawasaki ZX-10R	1.514 0.027	25.255	31.066 0.085	22.849 0.097	19.469	<b>1'40.153</b> 1'40.362	19	0.209
20	17 K. ABRAHAM	CZE	BMW S1000 RR	1.528 0.022	25.348 0.129	30.897 0.152	22.854 0.011	19.648 0.029	<b>1'40.275</b> 1'40.618	20	0.343
21	4 G. VIZZIELLO	ITA	Kawasaki ZX-10R	1.555 0.012	25.399 0.099	31.234	22.790	19.695 0.140	<b>1'40.673</b> 1'40.924	21	0.251
22	56 P. SEBESTYÉN	HUN	Yamaha YZF R1	1.585 0.005	25.621 0.108	31.272 0.046	23.042 0.084	19.780	<b>1'41.300</b> 1'41.543	22	0.243
23	9 D. SCHMITTER	SUI	Kawasaki ZX-10R	1.565 0.008	25.616 0.101	31.358	23.026 0.092	19.800 0.036	<b>1'41.365</b> 1'41.602	23	0.237
24	11 S. AL SULAITI	QAT	Kawasaki ZX-10R	1.583 0.017	25.664 0.014	31.530	23.150 0.330	20.006	<b>1'41.933</b> 1'42.294	24	0.361
<b>Overall Ideal Time</b>				1.473	24.485	30.108	22.087	18.929	<b>1'37.082</b>		

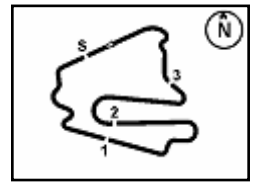
16/09/2016

These data/results cannot be reproduced, stored and/or transmitted in whole or in part by any manner of electronic, mechanical, photocopying, recording, broadcasting or otherwise now known or herein after developed without the previous express consent by the copyright owner, except for reproduction in daily press and regular printed publications on sale to the public within 60 days of the event related to those data/results and always provided that copyright symbol appears together as follows below.  
© DORNA WSBK ORGANIZATION Srl 2016

PIRELLI PERGOIA TUNING







## German Round, 16-17-18 September 2016 World Superbike - Chronological Analysis Free Practice 2nd Session

Lausitzring 4.265 m

1 / 4

### 1° 32 L. SAVADORI (1'37.449)

Lap	Seg. 1	Seg. 2	Seg. 3	Seg. 4	Seg. 5	Lap Time	km/h	Local Time
1	1.525	39.576	32.385	23.567	20.263	2'25.055	281.3	13:31'46.650
2	1.526	25.096	46.613	31.625	25.716	1'39.824	279.1	13:35'51.529
3	1.524	25.437	31.058	22.661	19.464	1'40.144	282.0	13:37'31.673
4	1.518	24.912	30.673	22.688	19.349	1'39.140	283.5	13:39'10.813
5	1.525	25.085	30.714	22.850	19.482	1'39.656	282.0	13:40'50.469
6	1.519	39.175	54.550	23.405	19.627	2'18.276	282.8	13:43'08.745
7	1.532	24.948	31.519	23.832	29.979	1'51.810 P	279.1	13:45'00.555
8			34.052	22.870	19.286	8'55.788 P		13:53'56.343
9	1.543	24.985	38.294	22.963	19.706	1'47.491	278.4	13:55'43.834
10	1.538	25.118	30.604	22.838	19.353	1'39.451	279.1	13:57'23.285
11	1.532	25.212	45.718	23.066	19.313	1'54.841	279.8	13:59'18.126
12	1.540	25.031	30.580	22.964	19.238	1'39.353	278.4	14:00'57.479
13	1.530	25.096	30.762	22.731	19.349	1'39.468	280.6	14:02'36.947
14	1.528	25.000	43.034	24.153	30.103	2'03.818 P	281.3	14:04'40.765
15			33.088	23.426	19.908	15'14.854 P		14:19'55.619
16	1.533	24.953	30.436	22.262	19.040	1'38.224	278.4	14:21'33.843
17	1.509	24.753	30.422	22.392	19.700	1'38.776	284.3	14:23'12.619
18	1.559	31.926	35.079	25.413	21.389	1'55.366	270.0	14:25'07.985
19	1.510	24.827	30.653	22.418	19.008	1'38.416	285.0	14:26'46.401
20	1.509	26.848	32.201	23.997	29.417	1'53.972 P	284.3	14:28'40.373
21			42.195	26.036	19.244	7'24.278 P		14:36'04.651
22	1.524	24.541	30.253	22.202	18.929	1'37.449	282.0	14:37'42.100
23	1.520	25.307	32.952	23.592	19.288	1'42.659	274.8	14:39'24.759

### 2° 21 M. REITERBERGER (1'37.483)

Lap	Seg. 1	Seg. 2	Seg. 3	Seg. 4	Seg. 5	Lap Time	km/h	Local Time
1	1.545	25.655	34.855	24.221	19.807	1'42.544	272.1	13:32'18.160
2	1.529	24.955	30.532	22.423	19.257	1'38.696	279.8	13:35'39.400
3	1.518	24.865	30.624	22.330	19.200	1'38.537	282.0	13:37'17.937
4	1.514	27.124	33.499	22.499	19.230	1'43.866	284.3	13:39'01.803
5	1.514	26.225	31.143	24.216	20.327	1'43.425	281.3	13:40'45.228
6	1.518	25.026	30.439	22.400	19.403	1'38.786	282.0	13:42'24.014
7	1.527	24.945	30.394	22.379	19.271	1'38.516	279.8	13:44'02.530
8	1.531	24.923	30.431	22.347	19.123	1'38.355	279.1	13:45'40.885
9	1.519	24.803	30.458	22.311	19.208	1'38.299	283.5	13:47'19.184
10	1.525	24.862	31.649	24.019	30.446	1'52.501 P	279.8	13:49'11.685
11			32.081	22.941	19.691	9'38.861 P		13:58'50.546
12	1.537	25.292	30.614	22.588	19.298	1'39.329	278.4	14:00'29.875
13	1.524	25.054	30.539	22.398	19.312	1'38.827	280.6	14:02'08.702
14	1.526	25.101	30.742	22.599	19.502	1'39.470	280.6	14:03'48.172
15	1.533	27.375	32.385	23.749	30.079	1'55.121 P	278.4	14:05'43.293
16			35.438	24.405	22.472	15'02.268 P		14:20'45.561
17	1.522	27.964	38.534	22.493	19.387	1'49.900	281.3	14:22'35.461
18	1.527	24.830	30.398	22.396	19.241	1'38.392	279.8	14:24'13.853
19	1.519	24.803	30.505	22.309	19.150	1'38.286	281.3	14:25'52.139
20	1.512	29.566	35.565	23.703	19.753	1'50.099	280.6	14:27'42.238
21	1.523	24.787	30.427	22.246	19.024	1'38.007	281.3	14:29'20.245
22	1.526	28.066	33.638	23.441	29.802	1'56.473 P	280.6	14:31'16.718
23			31.397	22.742	19.330	3'24.234 P		14:34'40.952
24	1.511	24.684	30.550	22.304	19.203	1'38.252	284.3	14:36'19.204
25	1.517	26.857	31.206	22.376	19.145	1'41.101	282.0	14:38'00.305
26	1.531	24.549	30.207	22.087	19.109	1'37.483	280.6	14:39'37.788

### 3° 66 T. SYKES (1'37.557)

Lap	Seg. 1	Seg. 2	Seg. 3	Seg. 4	Seg. 5	Lap Time	km/h	Local Time
1	1.528	25.153	30.399	24.002	19.570	1'45.640	277.7	13:35'37.300
2	1.509	24.877	30.287	22.582	19.084	1'38.339	285.0	13:39'01.279
3	1.528	29.569	33.087	23.542	19.442	1'47.168	272.7	13:40'48.447
4	1.520	24.763	30.332	22.537	19.079	1'38.231	282.8	13:42'26.678
5	1.517	24.865	30.420	22.868	19.654	1'39.324	283.5	13:44'06.002
6	1.526	24.889	30.374	23.059	19.973	1'39.821	280.6	13:45'45.823
7	1.519	24.850	30.341	22.532	19.188	1'38.430	282.0	13:47'24.253
8	1.515		31.862	23.775	30.339	1'53.615 P	280.6	13:49'17.868
9			33.387	23.271	19.556	12'35.796 P		14:01'53.664
10	1.530	24.943	30.383	22.794	21.134	1'40.784	280.6	14:03'34.448
11	1.525	24.968	30.392	22.593	19.289	1'38.767	282.0	14:05'13.215
12	1.534	27.054	33.056	23.678	30.269	1'55.591 P	279.8	14:07'08.806
13			31.677	23.136	19.431	15'52.526 P		14:23'01.332
14	1.521	24.784	30.292	22.658	19.063	1'38.318	282.8	14:24'39.650
15	1.512	24.890	30.311	22.564	19.084	1'38.361	284.3	14:26'18.011
16	1.517	24.812	30.536	22.653	19.386	1'38.904	283.5	14:27'56.915
17	1.524	25.522	31.614	23.170	28.110	1'49.940 P	280.6	14:29'46.855
18			30.915	22.840	19.041	6'16.231 P		14:36'03.086

P = Pits In/Out - C = Lap-Time Cancelled

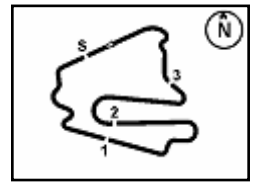
These data/results cannot be reproduced, stored and/or transmitted in whole or in part by any manner of electronic, mechanical, photocopying, recording, broadcasting or otherwise now known or herein after developed without the previous express consent by the copyright owner, except for reproduction in daily press and regular printed publications on sale to the public within 60 days of the event related to those data/results and always provided that copyright symbol appears together as follows below.

© DORNA WSBK ORGANIZATION Srl 2016









## German Round, 16-17-18 September 2016 World Superbike - Chronological Analysis Free Practice 2nd Session

Lausitzring 4.265 m

4 / 4

20° 17 K. ABRAHAM (1'40.618)							
Lap	Seg. 1	Seg. 2	Seg. 3	Seg. 4	Seg. 5	Lap Time	Local Time
1	1.547	26.675	32.375	23.811	19.954	1'44.362	278.4
2	1.541	25.910	31.448	23.215	19.928	1'42.042	279.1
3	1.544	26.216	31.578	23.337	20.051	1'42.726	279.1
4	1.534	26.592	31.570	23.231	19.751	1'42.678	279.8
5	1.531	25.920	31.449	22.997	19.728	1'41.625	281.3
6	1.530	29.898	34.183	26.826	23.747	1'56.184	281.3
7	1.547	26.112	32.628	23.268	30.022	1'53.577 P	277.0
8			35.728	32.091	28.013	9'00.389 P	
9	1.566	26.420	31.904	23.441	20.178	1'43.509	272.7
10	1.548	25.766	31.125	23.059	19.949	1'41.447	277.7
11	1.546	25.775	31.207	22.882	19.968	1'41.378	279.1
12	1.540	25.461	30.897	23.118	19.858	1'40.874	279.1
13	1.537	25.348	30.951	22.951	19.850	1'40.637	280.6
14	1.550	25.477	31.049	22.865	19.677	1'40.618	278.4
15	1.540	29.031	33.168	24.408	29.024	1'57.171 P	279.8
16			34.208	26.275	21.842	16'04.259 P	
17	1.550	27.003	31.611	24.198	20.118	1'44.480	277.7
18	1.557	25.847	32.846	22.854	19.790	1'42.894	277.7
19	1.528	26.474	32.233	23.198	19.648	1'43.081	281.3
20	1.539	25.493	31.178	23.332	20.176	1'41.718	280.6
21	1.579	29.721	36.397	25.163	29.992	2'02.852 P	273.4
22			33.541	23.923	20.899	7'55.195 P	
23	1.554	26.075	31.674	23.146	19.790	1'42.239	277.7

21° 4 G. VIZZIELLO (1'40.924)							
Lap	Seg. 1	Seg. 2	Seg. 3	Seg. 4	Seg. 5	Lap Time	Local Time
1	1.604	44.414	39.779	27.767	21.483		13:32:56.714
2			48.271	24.803	45.917	2'45.009 P	267.3
3			32.023	22.915	19.884	28'57.956 P	
4	1.574	26.580	39.367	23.670	21.992	1'53.183	272.7
5	1.563	26.029	31.722	22.899	19.845	1'42.058	274.8
6	1.562	25.525	31.768	23.144	36.076	1'58.075 C	273.4
7			34.547	34.469	24.251	10'33.088 P	
8	1.567	25.844	40.904	23.013	19.832	1'51.160	272.7
9	1.567	25.498	31.234	22.790	19.835	1'40.924	274.1
10	1.566	30.575	43.340	27.478	33.464	2'16.423 P	274.1
11	1.574	25.422	31.494	23.394	19.837	6'04.812 P	
12	1.558	28.903	31.258	23.066	19.695	1'41.015	270.0
13	1.555	25.443	38.362	30.425	20.527	1'59.775	272.7
14	1.565	25.443	36.543	37.739	29.957	2'11.237	276.2
15	1.565	25.399	36.048	30.553	35.068	2'08.633 P	272.7

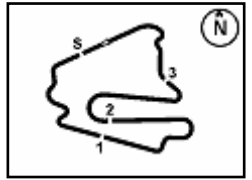
22° 56 P. SEBESTYÉN (1'41.543)							
Lap	Seg. 1	Seg. 2	Seg. 3	Seg. 4	Seg. 5	Lap Time	Local Time
1	1.607	25.924	33.335	23.820	20.207		13:33:43.761
2	1.608	26.149	31.574	23.308	19.994	1'42.407	267.3
3	1.606	25.952	31.862	23.280	20.019	1'42.918	266.7
4	1.604	25.952	31.546	23.185	20.021	1'42.310	267.3
5	1.604	42.650	43.917	23.555	36.773	2'28.499 P	268.0
6			34.962	23.504	24.287	4'11.963 P	
7	1.616	25.831	40.397	23.343	19.830	1'51.017	266.0
8	1.604	25.903	31.496	23.260	19.856	1'42.119 C	267.3
9	1.604	33.792	32.278	26.079	22.169	1'55.922	268.0
10	1.608	25.895	31.533	23.237	19.925	1'42.198	266.7
11	1.608	28.344	32.951	23.944	33.292	2'00.139 P	267.3
12			32.028	23.308	19.950	8'12.936 P	
13	1.607	25.885	31.532	23.287	19.912	1'42.223	267.3
14	1.601	29.913	39.241	25.405	20.174	1'56.334	268.0
15	1.585	25.826	32.213	23.634	24.093	1'47.351	270.0
16	1.698	26.047	31.443	23.319	34.640	1'57.147 C	254.0
17			32.091	23.130	19.931	13'50.487 P	
18	1.590	25.729	31.318	23.126	19.780	1'41.543	270.0
19	1.590	25.838	31.272	23.097	19.804	1'41.601	268.7
20	1.594	25.958	37.336	37.554	40.313	2'22.755 P	269.3
21			32.141	23.299	20.128	5'20.916 P	
22	1.585	25.621	31.364	23.042	19.993	1'41.605	272.1
23	1.602	26.038	38.697	24.317	20.501	1'51.155	267.3
24	1.597	25.959	38.533	24.141	20.282	1'50.512	268.0

23° 9 D. SCHMITTER (1'41.602)							
Lap	Seg. 1	Seg. 2	Seg. 3	Seg. 4	Seg. 5	Lap Time	Local Time

P = Pits In/Out - C = Lap-Time Cancelled

These data/results cannot be reproduced, stored and/or transmitted in whole or in part by any manner of electronic, mechanical, photocopying, recording, broadcasting or otherwise now known or herein after developed without the previous express consent by the copyright owner, except for reproduction in daily press and regular printed publications on sale to the public within 60 days of the event related to those data/results and always provided that copyright symbol appears together as follows below.

© DORNA WSBK ORGANIZATION Srl 2016

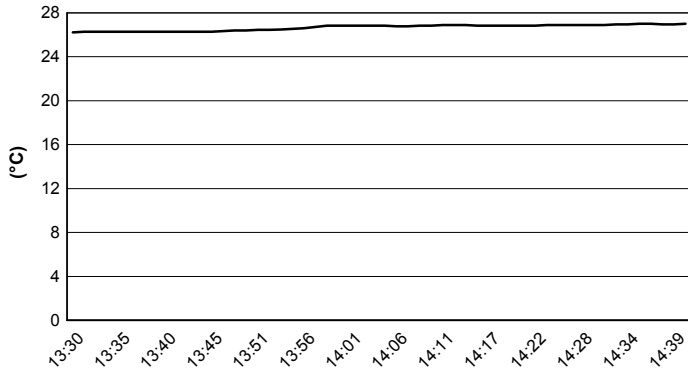


Lausitzring 4.265 m

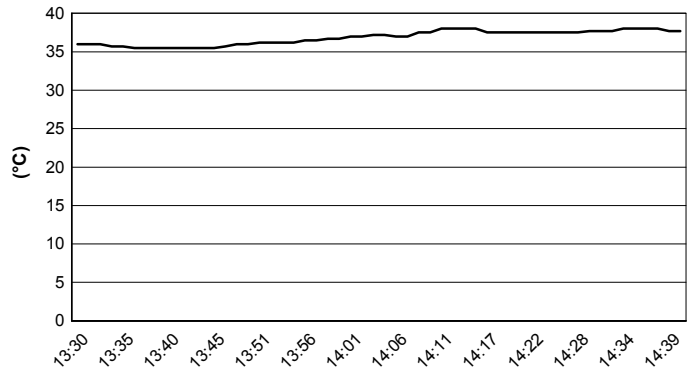
## German Round, 16-17-18 September 2016 World Superbike - Weather Report Free Practice 2nd Session

Session started 13:30      Session ended 14:41

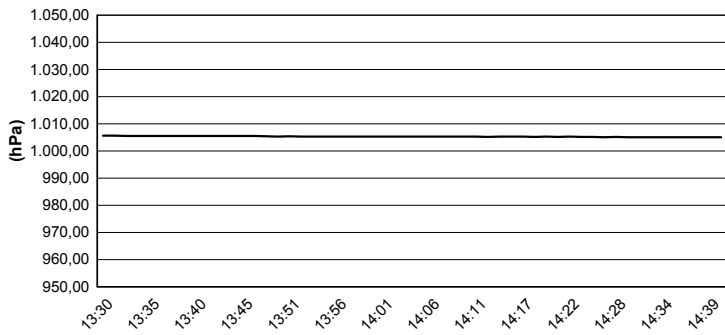
### Air Temperature



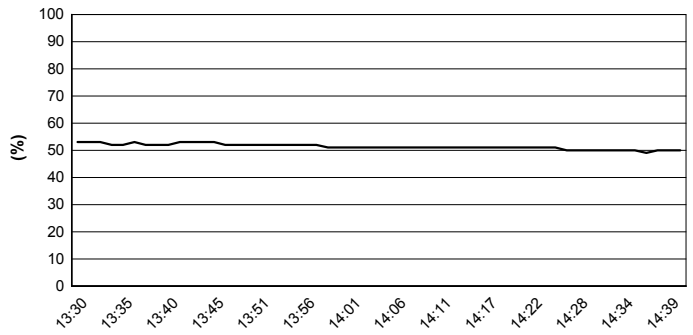
### Track Temperature



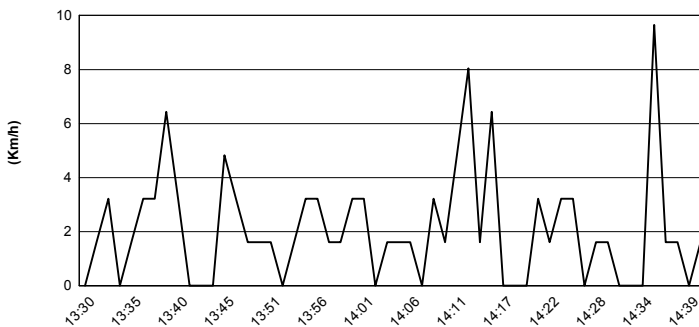
### Air Pressure



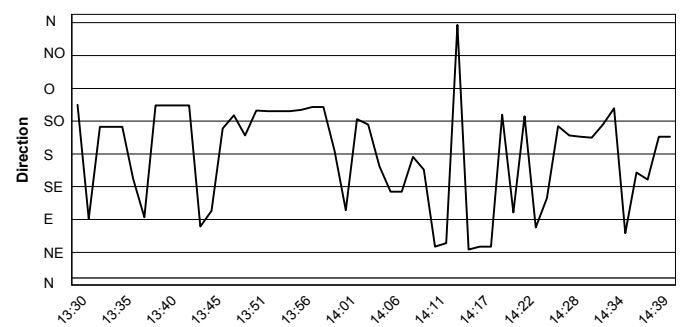
### Humidity



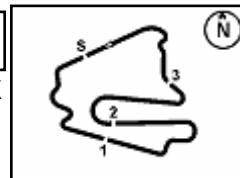
### Wind Speed



### Wind Direction



These data/results cannot be reproduced, stored and/or transmitted in whole or in part by any manner of electronic, mechanical, photocopying, recording, broadcasting or otherwise now known or herein after developed without the previous express consent by the copyright owner, except for reproduction in daily press and regular printed publications on sale to the public within 60 days of the event related to those data/results and always provided that copyright symbol appears together as follows below.  
© DORNA WSBK ORGANIZATION Srl 2016



Lausitzring 4.265 m

## German Round, 16-17-18 September 2016

### World Superbike - Superpoles Entry List

#### Superpole 1

No.	Rider	Nat	Team	Bike	Time
11	<b>1</b> J. REA	GBR	Kawasaki Racing Team	Kawasaki ZX-10R	<b>1'37.996</b>
12	<b>15</b> A. DE ANGELIS	RSM	IodaRacing Team	Aprilia RSV4 RF	<b>1'38.356</b>
13	<b>34</b> D. GIUGLIANO	ITA	Aruba.it Racing - Ducati	Ducati Panigale R	<b>1'38.575</b>
14	<b>13</b> A. WEST	AUS	Pedercini Racing	Kawasaki ZX-10R	<b>1'38.790</b>
15	<b>12</b> X. FORÉS	ESP	Barni Racing Team	Ducati Panigale R	<b>1'39.037</b>
16	<b>99</b> L. SCASSA	ITA	VFT Racing	Ducati Panigale R	<b>1'40.031</b>
17	<b>119</b> P. SZKOPEK	POL	Team Tóth	Yamaha YZF R1	<b>1'40.060</b>
18	<b>25</b> J. BROOKES	AUS	Milwaukee BMW	BMW S1000 RR	<b>1'40.336</b>
19	<b>40</b> R. RAMOS	ESP	Team GoEleven	Kawasaki ZX-10R	<b>1'40.362</b>
20	<b>17</b> K. ABRAHAM	CZE	Milwaukee BMW	BMW S1000 RR	<b>1'40.618</b>
21	<b>4</b> G. VIZZIELLO	ITA	Grillini Racing Team	Kawasaki ZX-10R	<b>1'40.924</b>
22	<b>56</b> P. SEBESTYÉN	HUN	Team Tóth	Yamaha YZF R1	<b>1'41.543</b>
23	<b>9</b> D. SCHMITTER	SUI	Grillini Racing Team	Kawasaki ZX-10R	<b>1'41.602</b>
24	<b>11</b> S. AL SULAITI	QAT	Pedercini Racing	Kawasaki ZX-10R	<b>1'42.294</b>

#### Superpole 2

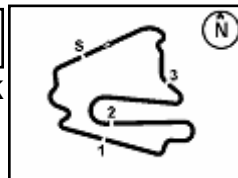
No.	Rider	Nat	Team	Bike	Time
1	<b>32</b> L. SAVADORI	ITA	IodaRacing Team	Aprilia RSV4 RF	<b>1'37.449</b>
2	<b>21</b> M. REITERBERGER	GER	Althea BMW Racing Team	BMW S1000 RR	<b>1'37.483</b>
3	<b>66</b> T. SYKES	GBR	Kawasaki Racing Team	Kawasaki ZX-10R	<b>1'37.557</b>
4	<b>7</b> C. DAVIES	GBR	Aruba.it Racing - Ducati	Ducati Panigale R	<b>1'37.656</b>
5	<b>69</b> N. HAYDEN	USA	Honda World Superbike Team	Honda CBR1000RR SP	<b>1'37.713</b>
6	<b>50</b> S. GUINTOLI	FRA	Pata Yamaha Official WorldSBK Team	Yamaha YZF R1	<b>1'37.753</b>
7	<b>81</b> J. TORRES	ESP	Althea BMW Racing Team	BMW S1000 RR	<b>1'37.775</b>
8	<b>22</b> A. LOWES	GBR	Pata Yamaha Official WorldSBK Team	Yamaha YZF R1	<b>1'37.805</b>
9	<b>2</b> L. CAMIER	GBR	MV Agusta Reparto Corse	MV Agusta 1000 F4	<b>1'37.809</b>
10	<b>60</b> M. VAN DER MARK	NED	Honda World Superbike Team	Honda CBR1000RR SP	<b>1'37.927</b>

\*  
\*

\* These positions are assigned to the 1st and 2nd rider classified in Superpole 1

16/09/2016

These data/results cannot be reproduced, stored and/or transmitted in whole or in part by any manner of electronic, mechanical, photocopying, recording, broadcasting or otherwise now known or herein after developed without the previous express consent by the copyright owner, except for reproduction in daily press and regular printed publications on sale to the public within 60 days of the event related to those data/results and always provided that copyright symbol appears together as follows below.  
© DORNA WSBK ORGANIZATION Srl 2016



Lausitzring 4.265 m

## German Round, 16-17-18 September 2016

### World Superbike - Best Laps & Speeds

1 / 2

No.	Rider		Best Lap	FP1		FP2	
	Nat	Bike		laps	speed	laps	speed
1	32	L. SAVADORI	1'37.449	1'40.318	1'37.449		
	ITA	Aprilia RSV4 RF	45 285	22 283	23 285		
2	21	M. REITERBERGER	1'37.483	1'38.309	1'37.483		
	GER	BMW S1000 RR	50 284	24 284	26 284		
3	66	T. SYKES	1'37.557	1'38.302	1'37.557		
	GBR	Kawasaki ZX-10R	42 285	22 283	20 285		
4	7	C. DAVIES	1'37.656	1'38.368	1'37.656		
	GBR	Ducati Panigale R	48 282	25 281	23 282		
5	69	N. HAYDEN	1'37.713	1'38.102	1'37.713		
	USA	Honda CBR1000RR SP	49 281	24 279	25 281		
6	50	S. GUINTOLI	1'37.753	1'38.384	1'37.753		
	FRA	Yamaha YZF R1	44 281	22 280	22 281		
7	81	J. TORRES	1'37.775	1'37.775	1'37.868		
	ESP	BMW S1000 RR	56 287	29 284	27 287		
8	22	A. LOWES	1'37.805	1'37.872	1'37.805		
	GBR	Yamaha YZF R1	33 279	26 279	7 279		
9	2	L. CAMIER	1'37.809	1'37.914	1'37.809		
	GBR	MV Agusta 1000 F4	49 281	24 276	25 281		
10	60	M. VAN DER MARK	1'37.927	1'37.927	1'38.002		
	NED	Honda CBR1000RR SP	51 282	28 282	23 282		
11	1	J. REA	1'37.996	1'38.720	1'37.996		
	GBR	Kawasaki ZX-10R	44 284	19 284	25 284		
12	15	A. DE ANGELIS	1'38.356	1'39.282	1'38.356		
	RSM	Aprilia RSV4 RF	48 291	23 289	25 291		
13	34	D. GIUGLIANO	1'38.575	1'39.058	1'38.575		
	ITA	Ducati Panigale R	41 278	20 277	21 278		
14	13	A. WEST	1'38.790	1'39.610	1'38.790		
	AUS	Kawasaki ZX-10R	48 281	22 279	26 281		
15	12	X. FORÉS	1'39.037	1'39.268	1'39.037		
	ESP	Ducati Panigale R	28 278	19 278	9 276		
16	99	L. SCASSA	1'40.031	1'41.459	1'40.031		
	ITA	Ducati Panigale R	35 274	12 273	23 274		
17	119	P. SZKOEK	1'40.060	1'41.537	1'40.060		
	POL	Yamaha YZF R1	30 272	13 270	17 272		
18	25	J. BROOKES	1'40.336	1'40.836	1'40.336		
	AUS	BMW S1000 RR	35 282	22 282	13 282		
19	40	R. RAMOS	1'40.362	1'41.911	1'40.362		
	ESP	Kawasaki ZX-10R	43 280	20 278	23 280		
20	17	K. ABRAHAM	1'40.618	1'41.439	1'40.618		
	CZE	BMW S1000 RR	47 281	24 280	23 281		

These data/results cannot be reproduced, stored and/or transmitted in whole or in part by any manner of electronic, mechanical, photocopying, recording, broadcasting or otherwise now known or herein after developed without the previous express consent by the copyright owner, except for reproduction in daily press and regular printed publications on sale to the public within 60 days of the event related to those data/results and always provided that copyright symbol appears together as follows below.

© DORNA WSBK ORGANIZATION Srl 2016





Lausitzring 4.265 m

## German Round, 16-17-18 September 2016 World Superbike - Best Laps & Speeds

2 / 2

No.	Rider		Best Lap		FP1		FP2	
	Nat	Bike			laps	speed	laps	speed
21	<b>4 G. VIZZIELLO</b>		<b>1'40.924</b>		1'41.693		1'40.924	
	ITA	Kawasaki ZX-10R	29	276	15	276	14	276
22	<b>56 P. SEBESTYÉN</b>		<b>1'41.543</b>		1'42.726		1'41.543	
	HUN	Yamaha YZF R1	44	272	21	269	23	272
23	<b>9 D. SCHMITTER</b>		<b>1'41.602</b>		1'42.181		1'41.602	
	SUI	Kawasaki ZX-10R	42	273	22	271	20	273
24	<b>11 S. AL SULAITI</b>		<b>1'42.294</b>		1'43.588		1'42.294	
	QAT	Kawasaki ZX-10R	37	268	14	268	23	267

16/09/2016

These data/results cannot be reproduced, stored and/or transmitted in whole or in part by any manner of electronic, mechanical, photocopying, recording, broadcasting or otherwise now known or herein after developed without the previous express consent by the copyright owner, except for reproduction in daily press and regular printed publications on sale to the public within 60 days of the event related to those data/results and always provided that copyright symbol appears together as follows below.

© DORNA WSBK ORGANIZATION Srl 2016

FICR PERUGIA TIMING

