

Lausitzring 4.265 m

1 / 2

## German Round, 16-17-18 September 2016 World Superbike - Results Free Practice 3rd Session

No.	Rider	Nat	Team	Bike	Time	Gap	Rel.	Laps	Speed	
									Avg	Max
1	1 J. REA	GBR	Kawasaki Racing Team	Kawasaki ZX-10R	<b>1'55.514</b>			7	132,919	<b>257,7</b>
2	34 D. GIUGLIANO	ITA	Aruba.it Racing - Ducati	Ducati Panigale R	<b>1'55.625</b>	0.111	0.111	7	132,791	<b>232,1</b>
3	15 A. DE ANGELIS	RSM	IodaRacing Team	Aprilia RSV4 RF	<b>1'56.248</b>	0.734	0.623	7	132,080	<b>252,3</b>
4	50 S. GUINTOLI	FRA	Pata Yamaha Official WorldSBK Team	Yamaha YZF R1	<b>1'56.429</b>	0.915	0.181	7	131,874	<b>244,8</b>
5	12 X. FORÉS	ESP	Barni Racing Team	Ducati Panigale R	<b>1'56.822</b>	1.308	0.393	7	131,431	<b>252,8</b>
6	60 M. VAN DER MARK	NED	Honda World Superbike Team	Honda CBR1000RR SP	<b>1'57.007</b>	1.493	0.185	7	131,223	<b>237,7</b>
7	13 A. WEST	AUS	Pedercini Racing	Kawasaki ZX-10R	<b>1'57.136</b>	1.622	0.129	7	131,078	<b>253,4</b>
8	2 L. CAMIER	GBR	MV Agusta Reparto Corse	MV Agusta 1000 F4	<b>1'57.360</b>	1.846	0.224	7	130,828	<b>244,2</b>
9	66 T. SYKES	GBR	Kawasaki Racing Team	Kawasaki ZX-10R	<b>1'57.382</b>	1.868	0.022	7	130,804	<b>260,2</b>
10	7 C. DAVIES	GBR	Aruba.it Racing - Ducati	Ducati Panigale R	<b>1'57.797</b>	2.283	0.415	7	130,343	<b>246,5</b>
11	40 R. RAMOS	ESP	Team GoEleven	Kawasaki ZX-10R	<b>1'59.063</b>	3.549	1.266	7	128,957	<b>252,8</b>
12	32 L. SAVADORI	ITA	IodaRacing Team	Aprilia RSV4 RF	<b>1'59.336</b>	3.822	0.273	7	128,662	<b>244,8</b>
13	81 J. TORRES	ESP	Althea BMW Racing Team	BMW S1000 RR	<b>1'59.423</b>	3.909	0.087	6	128,568	<b>242,6</b>
14	25 J. BROOKES	AUS	Milwaukee BMW	BMW S1000 RR	<b>1'59.662</b>	4.148	0.239	7	128,311	<b>265,3</b>
15	99 L. SCASSA	ITA	VFT Racing	Ducati Panigale R	<b>1'59.911</b>	4.397	0.249	7	128,045	<b>242,0</b>
16	56 P. SEBESTYÉN	HUN	Team Tóth	Yamaha YZF R1	<b>1'59.992</b>	4.478	0.081	7	127,959	<b>246,5</b>
17	119 P. SZKOPEK	POL	Team Tóth	Yamaha YZF R1	<b>2'00.394</b>	4.880	0.402	7	127,531	<b>257,7</b>
18	17 K. ABRAHAM	CZE	Milwaukee BMW	BMW S1000 RR	<b>2'00.614</b>	5.100	0.220	7	127,299	<b>245,9</b>
19	4 G. VIZZIELLO	ITA	Grillini Racing Team	Kawasaki ZX-10R	<b>2'01.547</b>	6.033	0.933	7	126,322	<b>254,0</b>
20	69 N. HAYDEN	USA	Honda World Superbike Team	Honda CBR1000RR SP	<b>2'01.645</b>	6.131	0.098	4	126,220	<b>245,9</b>
21	9 D. SCHMITTER	SUI	Grillini Racing Team	Kawasaki ZX-10R	<b>2'04.071</b>	8.557	2.426	7	123,752	<b>235,7</b>
22	11 S. AL SULAITI	QAT	Pedercini Racing	Kawasaki ZX-10R	<b>2'06.110</b>	10.596	2.039	7	121,751	<b>243,1</b>
23	22 A. LOWES	GBR	Pata Yamaha Official WorldSBK Team	Yamaha YZF R1	<b>2'06.353</b>	10.839	0.243	1	121,517	<b>220,7</b>
24	21 M. REITERBERGER	GER	Althea BMW Racing Team	BMW S1000 RR	<b>2'06.791</b>	11.277	0.438	3	121,097	<b>241,5</b>

AIR	Humidity:	89%	Temp:	16°C
TRACK	Condition:	Wet	Temp:	21°C

Lap Record:	2016 L.Savadori	1'37.449	157,560	Km/h
Best Lap:	2007 N.Haga	1'38.622	155,690	Km/h

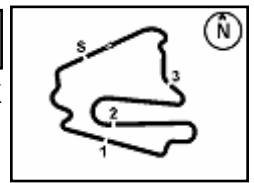
These data/results cannot be reproduced, stored and/or transmitted in whole or in part by any manner of electronic, mechanical, photocopying, recording, broadcasting or otherwise now known or herein after developed without the previous express consent by the copyright owner, except for reproduction in daily press and regular printed publications on sale to the public within 60 days of the event related to those data/results and always provided that copyright symbol appears together as follows below.

© DORNA WSBK ORGANIZATION Srl 2016

Start	End	The results are provisional until the end of the time limit for protests and appeals
17/09/2016 09:05	09:31	and the completion of the technical checks.

FCR PERIODIC TUNING





## German Round, 16-17-18 September 2016 World Superbike - Results Free Practice 3rd Session

### Session Highlights

08.42.13		START DELAYED
09.05.01		Start
09.09.42	Torres	Time Deleted - Exit Track Limits Turn 1
09.12.21		RED FLAG
09.12.45	Loves	Crashed - Turn 13
09.24.07	Reiterberger	Crashed - Turn 9
09.25.55	Hayden	Crashed - Turn 10
09.26.28	Brookes	Time Deleted - Exit Track Limits Turn 1
09.26.31	Szkopek	Time Deleted - Exit Track Limits Turn 1
09.26.51	Savadori	Time Deleted - Exit Track Limits Turn 1
09.30.59		WorldSSP Pit Lane Will Open at 9:40
09.31.13		End Of Session

### Fastest Laps Sequence

No.	Rider	Nat	Team	Bike	Local Time	Time	Gap	Avg
12	X. FORÉS	ESP	Barni Racing Team	Ducati Panigale R	09:09'17.192	<b>2'02.013</b>		125,839
1	J. REA	GBR	Kawasaki Racing Team	Kawasaki ZX-10R	09:09'29.090	<b>2'01.626</b>	-0.387	126,239
12	X. FORÉS	ESP	Barni Racing Team	Ducati Panigale R	09:11'16.754	<b>1'59.562</b>	-2.064	128,419
1	J. REA	GBR	Kawasaki Racing Team	Kawasaki ZX-10R	09:11'27.414	<b>1'58.324</b>	-1.238	129,762
1	J. REA	GBR	Kawasaki Racing Team	Kawasaki ZX-10R	09:26'01.842	<b>1'57.475</b>	-0.849	130,700
1	J. REA	GBR	Kawasaki Racing Team	Kawasaki ZX-10R	09:27'57.781	<b>1'55.939</b>	-1.536	132,432
1	J. REA	GBR	Kawasaki Racing Team	Kawasaki ZX-10R	09:29'53.295	<b>1'55.514</b>	-0.425	132,919

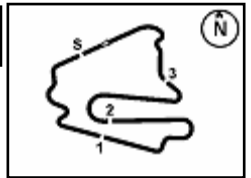
These data/results cannot be reproduced, stored and/or transmitted in whole or in part by any manner of electronic, mechanical, photocopying, recording, broadcasting or otherwise now known or herein after developed without the previous express consent by the copyright owner, except for reproduction in daily press and regular printed publications on sale to the public within 60 days of the event related to those data/results and always provided that copyright symbol appears together as follows below.

© DORNA WSBK ORGANIZATION Srl 2016

Start	End	The results are provisional until the end of the time limit for protests and appeals
17/09/2016 09:05	09:31	and the completion of the technical checks.

FICR PERODIA TIMING





## German Round, 16-17-18 September 2016

### World Superbike - Best Sector & Speed Free Practice 3rd Session

Lausitzring 4.265 m

#### Best Lap

1	1 J. REA	Kawasaki ZX-10R	1'55.514
2	34 D. GIUGLIANO	Ducati Panigale R	1'55.625
3	15 A. DE ANGELIS	Aorilia RSV4 RF	1'56.248
4	50 S. GUINTOLI	Yamaha YZF R1	1'56.429
5	12 X. FORÉS	Ducati Panigale R	1'56.822
6	60 M. VAN DER MARK	Honda CBR1000RR SP	1'57.007
7	13 A. WEST	Kawasaki ZX-10R	1'57.136
8	2 L. CAMIER	MV Austa 1000 F4	1'57.360
9	66 T. SYKES	Kawasaki ZX-10R	1'57.382
10	7 C. DAVIES	Ducati Panigale R	1'57.797
11	40 R. RAMOS	Kawasaki ZX-10R	1'59.063
12	32 L. SAVADORI	Aorilia RSV4 RF	1'59.336
13	81 J. TORRES	BMW S1000 RR	1'59.423
14	25 J. BROOKES	BMW S1000 RR	1'59.662
15	99 L. SCASSA	Ducati Panigale R	1'59.911
16	56 P. SEBESTYÉN	Yamaha YZF R1	1'59.992
17	119 P. SZKOPEK	Yamaha YZF R1	2'00.394
18	17 K. ABRAHAM	BMW S1000 RR	2'00.614
19	4 G. VIZZIELLO	Kawasaki ZX-10R	2'01.547
20	69 N. HAYDEN	Honda CBR1000RR SP	2'01.645
21	9 D. SCHMITTER	Kawasaki ZX-10R	2'04.071
22	11 S. AL SULAITI	Kawasaki ZX-10R	2'06.110
23	22 A. LOWES	Yamaha YZF R1	2'06.353
24	21 M. REITERBERGER	BMW S1000 RR	2'06.791

#### Best Sector & Speed

1	25 J. BROOKES	BMW S1000 RR	265.3
2	66 T. SYKES	Kawasaki ZX-10R	260.2
3	119 P. SZKOPEK	Yamaha YZF R1	257.7
4	1 J. REA	Kawasaki ZX-10R	257.7
5	4 G. VIZZIELLO	Kawasaki ZX-10R	254.0
6	13 A. WEST	Kawasaki ZX-10R	253.4
7	40 R. RAMOS	Kawasaki ZX-10R	252.8
8	12 X. FORÉS	Ducati Panigale R	252.8
9	15 A. DE ANGELIS	Aorilia RSV4 RF	252.3
10	56 P. SEBESTYÉN	Yamaha YZF R1	246.5
11	7 C. DAVIES	Ducati Panigale R	246.5
12	17 K. ABRAHAM	BMW S1000 RR	245.9
13	69 N. HAYDEN	Honda CBR1000RR SP	245.9
14	50 S. GUINTOLI	Yamaha YZF R1	244.8
15	32 L. SAVADORI	Aorilia RSV4 RF	244.8
16	2 L. CAMIER	MV Austa 1000 F4	244.2
17	11 S. AL SULAITI	Kawasaki ZX-10R	243.1
18	81 J. TORRES	BMW S1000 RR	242.6
19	99 L. SCASSA	Ducati Panigale R	242.0
20	21 M. REITERBERGER	BMW S1000 RR	241.5
21	60 M. VAN DER MARK	Honda CBR1000RR SP	237.7
22	9 D. SCHMITTER	Kawasaki ZX-10R	235.7
23	34 D. GIUGLIANO	Ducati Panigale R	232.1
24	22 A. LOWES	Yamaha YZF R1	220.7

Seg. 1			Seg. 2			Seg. 3			Seg. 4			Seg. 5		
1	66 T. SYKES	1.595	1	34 D. GIUGLIANO	29.594	1	1 J. REA	35.376	1	15 A. DE ANGELIS	26.495	1	34 D. GIUGLIANO	21.959
2	1 J. REA	1.603	2	50 S. GUINTOLI	29.636	2	12 X. FORÉS	35.485	2	1 J. REA	26.608	2	60 M. VAN DER MAR	22.145
3	25 J. BROOKES	1.607	3	1 J. REA	29.689	3	13 A. WEST	35.575	3	34 D. GIUGLIANO	26.617	3	1 J. REA	22.166
4	40 R. RAMOS	1.616	4	2 L. CAMIER	29.931	4	50 S. GUINTOLI	35.705	4	60 M. VAN DER MAR	26.625	4	15 A. DE ANGELIS	22.228
5	13 A. WEST	1.616	5	13 A. WEST	30.029	5	34 D. GIUGLIANO	35.737	5	50 S. GUINTOLI	26.689	5	12 X. FORÉS	22.267
6	15 A. DE ANGELIS	1.616	6	15 A. DE ANGELIS	30.033	6	15 A. DE ANGELIS	35.840	6	7 C. DAVIES	26.769	6	2 L. CAMIER	22.431
7	12 X. FORÉS	1.631	7	32 L. SAVADORI	30.183	7	7 C. DAVIES	35.995	7	12 X. FORÉS	26.899	7	66 T. SYKES	22.453
8	17 K. ABRAHAM	1.632	8	12 X. FORÉS	30.203	8	2 L. CAMIER	36.094	8	66 T. SYKES	26.920	8	7 C. DAVIES	22.566
9	7 C. DAVIES	1.635	9	66 T. SYKES	30.236	9	66 T. SYKES	36.137	9	13 A. WEST	27.050	9	13 A. WEST	22.604
10	119 P. SZKOPEK	1.636	10	60 M. VAN DER MAR	30.270	10	60 M. VAN DER MAR	36.254	10	2 L. CAMIER	27.081	10	40 R. RAMOS	22.610
11	32 L. SAVADORI	1.639	11	25 J. BROOKES	30.520	11	25 J. BROOKES	36.586	11	119 P. SZKOPEK	27.168	11	50 S. GUINTOLI	22.707
12	69 N. HAYDEN	1.641	12	40 R. RAMOS	30.647	12	81 J. TORRES	36.595	12	81 J. TORRES	27.223	12	119 P. SZKOPEK	22.765
13	4 G. VIZZIELLO	1.644	13	56 P. SEBESTYÉN	30.667	13	69 N. HAYDEN	36.610	13	99 L. SCASSA	27.268	13	32 L. SAVADORI	22.926
14	2 L. CAMIER	1.646	14	99 L. SCASSA	30.685	14	32 L. SAVADORI	36.643	14	32 L. SAVADORI	27.317	14	69 N. HAYDEN	22.980
15	50 S. GUINTOLI	1.646	15	69 N. HAYDEN	30.741	15	99 L. SCASSA	36.719	15	40 R. RAMOS	27.378	15	81 J. TORRES	22.995
16	81 J. TORRES	1.654	16	7 C. DAVIES	30.816	16	40 R. RAMOS	36.803	16	56 P. SEBESTYÉN	27.392	16	17 K. ABRAHAM	23.149
17	60 M. VAN DER MAR	1.656	17	81 J. TORRES	30.901	17	56 P. SEBESTYÉN	36.909	17	17 K. ABRAHAM	27.581	17	25 J. BROOKES	23.173
18	21 M. REITERBERG	1.660	18	17 K. ABRAHAM	30.905	18	119 P. SZKOPEK	37.064	18	25 J. BROOKES	27.636	18	56 P. SEBESTYÉN	23.179
19	56 P. SEBESTYÉN	1.663	19	4 G. VIZZIELLO	31.100	19	17 K. ABRAHAM	37.072	19	22 A. LOWES	27.834	19	99 L. SCASSA	23.268
20	99 L. SCASSA	1.670	20	119 P. SZKOPEK	31.145	20	4 G. VIZZIELLO	37.383	20	4 G. VIZZIELLO	27.844	20	4 G. VIZZIELLO	23.336
21	11 S. AL SULAITI	1.674	21	9 D. SCHMITTER	31.744	21	22 A. LOWES	37.925	21	69 N. HAYDEN	27.934	21	21 M. REITERBERG	24.006
22	34 D. GIUGLIANO	1.700	22	21 M. REITERBERG	31.830	22	9 D. SCHMITTER	38.120	22	9 D. SCHMITTER	28.356	22	22 A. LOWES	24.089
23	9 D. SCHMITTER	1.710	23	11 S. AL SULAITI	31.988	23	21 M. REITERBERG	38.155	23	21 M. REITERBERG	28.738	23	9 D. SCHMITTER	24.141
24	22 A. LOWES	1.747	24	22 A. LOWES	32.810	24	11 S. AL SULAITI	38.316	24	11 S. AL SULAITI	29.245	24	11 S. AL SULAITI	24.393

17/09/2016

These data/results cannot be reproduced, stored and/or transmitted in whole or in part by any manner of electronic, mechanical, photocopying, recording, broadcasting or otherwise now known or herein after developed without the previous express consent by the copyright owner, except for reproduction in daily press and regular printed publications on sale to the public within 60 days of the event related to those data/results and always provided that copyright symbol appears together as follows below.

© DORNA WSBK ORGANIZATION Srl 2016

PIRELLI PERIODICA TIMING



Official Tyre Supplier



Official Timekeeper



Lausitzring 4.265 m

1 / 1

## German Round, 16-17-18 September 2016

### World Superbike - Ideal Times Free Practice 3rd Session

No.	Rider	Nat	Bike	Seg. 1 Diff. 1	Seg. 2 Diff. 2	Seg. 3 Diff. 3	Seg. 4 Diff. 4	Seg. 5 Diff. 5	Ideal Time Best Lap	Pos.	Diff.
1	<b>1 J. REA</b>	GBR	Kawasaki ZX-10R	1.603	29.689	<b>35.376</b>	26.608 0.072	22.166	<b>1'55.442</b> 1'55.514	1	0.072
2	<b>34 D. GIUGLIANO</b>	ITA	Ducati Panigale R	1.700 0.018	<b>29.594</b>	35.737	26.617	<b>21.959</b>	<b>1'55.607</b> 1'55.625	2	0.018
3	<b>15 A. DE ANGELIS</b>	RSM	Aprilia RSV4 RF	1.616	30.033 0.036	35.840	<b>26.495</b>	22.228	<b>1'56.212</b> 1'56.248	3	0.036
4	<b>50 S. GUINTOLI</b>	FRA	Yamaha YZF R1	1.646 0.002	29.636	35.705	26.689	22.707 0.044	<b>1'56.383</b> 1'56.429	4	0.046
5	<b>12 X. FORÉS</b>	ESP	Ducati Panigale R	1.631	30.203	35.485 0.337	26.899	22.267	<b>1'56.485</b> 1'56.822	5	0.337
6	<b>13 A. WEST</b>	AUS	Kawasaki ZX-10R	1.616	30.029 0.215	35.575	27.050	22.604 0.047	<b>1'56.874</b> 1'57.136	7	0.262
7	<b>60 M. VAN DER MARK</b>	NED	Honda CBR1000RR SP	1.656 0.022	30.270 0.035	36.254	26.625	22.145	<b>1'56.950</b> 1'57.007	6	0.057
8	<b>2 L. CAMIER</b>	GBR	MV Agusta 1000 F4	1.646 0.045	29.931	36.094	27.081 0.102	22.431 0.030	<b>1'57.183</b> 1'57.360	8	0.177
9	<b>66 T. SYKES</b>	GBR	Kawasaki ZX-10R	<b>1.595</b>	30.236	36.137	26.920	22.453 0.041	<b>1'57.341</b> 1'57.382	9	0.041
10	<b>7 C. DAVIES</b>	GBR	Ducati Panigale R	1.635 0.016	30.816	35.995	26.769	22.566	<b>1'57.781</b> 1'57.797	10	0.016
11	<b>32 L. SAVADORI</b>	ITA	Aprilia RSV4 RF	1.639	30.183	36.643 0.287	27.317	22.926 0.341	<b>1'58.708</b> 1'59.336	12	0.628
12	<b>40 R. RAMOS</b>	ESP	Kawasaki ZX-10R	1.616 0.009	30.647	36.803	27.378	22.610	<b>1'59.054</b> 1'59.063	11	0.009
13	<b>81 J. TORRES</b>	ESP	BMW S1000 RR	1.654	30.901	36.595	27.223	22.995 0.055	<b>1'59.368</b> 1'59.423	13	0.055
14	<b>25 J. BROOKES</b>	AUS	BMW S1000 RR	1.607 0.023	30.520	36.586 0.117	27.636	23.173	<b>1'59.522</b> 1'59.662	14	0.140
15	<b>99 L. SCASSA</b>	ITA	Ducati Panigale R	1.670 0.006	30.685	36.719	27.268 0.049	23.268 0.246	<b>1'59.610</b> 1'59.911	15	0.301
16	<b>119 P. SZKOPEK</b>	POL	Yamaha YZF R1	1.636 0.053	31.145	37.064	27.168	22.765 0.563	<b>1'59.778</b> 2'00.394	17	0.616
17	<b>56 P. SEBESTYÉN</b>	HUN	Yamaha YZF R1	1.663	30.667	36.909 0.067	27.392 0.086	23.179 0.029	<b>1'59.810</b> 1'59.992	16	0.182
18	<b>69 N. HAYDEN</b>	USA	Honda CBR1000RR SP	1.641 0.110	30.741 0.733	36.610 0.725	27.934 0.171	22.980	<b>1'59.906</b> 2'01.645	20	1.739
19	<b>17 K. ABRAHAM</b>	CZE	BMW S1000 RR	1.632	30.905	37.072	27.581 0.219	23.149 0.056	<b>2'00.339</b> 2'00.614	18	0.275
20	<b>4 G. VIZZIELLO</b>	ITA	Kawasaki ZX-10R	1.644 0.043	31.100	37.383	27.844 0.083	23.336 0.114	<b>2'01.307</b> 2'01.547	19	0.240
21	<b>9 D. SCHMITTER</b>	SUI	Kawasaki ZX-10R	1.710	31.744	38.120	28.356	24.141	<b>2'04.071</b> 2'04.071	21	0.000
22	<b>21 M. REITERBERGER</b>	GER	BMW S1000 RR	1.660 0.016	31.830	38.155 0.651	28.738 0.779	24.006 0.956	<b>2'04.389</b> 2'06.791	24	2.402
23	<b>22 A. LOWES</b>	GBR	Yamaha YZF R1	1.747 0.016	32.810 0.523	37.925 0.590	27.834 0.819	24.089	<b>2'04.405</b> 2'06.353	23	1.948
24	<b>11 S. AL SULAITI</b>	QAT	Kawasaki ZX-10R	1.674	31.988	38.316 0.388	29.245 0.020	24.393 0.086	<b>2'05.616</b> 2'06.110	22	0.494
<b>Overall Ideal Time</b>				1.595	29.594	35.376	26.495	21.959	<b>1'55.019</b>		

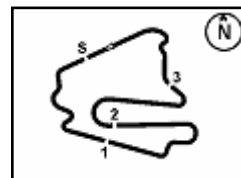
17/09/2016

These data/results cannot be reproduced, stored and/or transmitted in whole or in part by any manner of electronic, mechanical, photocopying, recording, broadcasting or otherwise now known or herein after developed without the previous express consent by the copyright owner, except for reproduction in daily press and regular printed publications on sale to the public within 60 days of the event related to those data/results and always provided that copyright symbol appears together as follows below.  
© DORNA WSBK ORGANIZATION Srl 2016

PIRELLI PERGOIA TUNING







Lausitzring 4.265 m

2 / 2

15° 99 L. SCASSA (1'59.911)								
Lap	Seg. 1	Seg. 2	Seg. 3	Seg. 4	Seg. 5	Lap Time	km/h	Local Time
1	1.852	33.043	45.228	31.516	25.759	2'07.282	210.3	9:07'23.919
2	1.739	32.366	37.186	28.210	23.598	2'03.099	225.3	9:09'31.201
3	<b>1.670</b>	31.265	37.324	29.004	38.991	2'18.254 C	240.9	9:13'52.554
4			39.854	28.690	24.183	10'19.491 P		9:24'12.045
5	1.693	31.481	37.001	27.959	23.943	2'02.077	235.7	9:26'14.122
6	1.729	31.667	36.941	<b>27.268</b>	<b>23.268</b>	2'00.873	227.7	9:28'14.995
7	1.676	<b>30.685</b>	<b>36.719</b>	27.317	23.514	<b>1'59.911</b>	<b>242.0</b>	9:30'14.906

22° 11 S. AL SULAITI (2'06.110)											
Lap	Seg. 1	Seg. 2	Seg. 3	Seg. 4	Seg. 5	Lap Time	km/h	Local Time			
1	1.933	35.887	45.526	36.919	28.185	40.340	30.743	26.295	2'15.198	201.2	9:07'35.704
2	1.808	34.149	40.142	30.259	25.297	2'11.655	215.4	9:12'02.557			
3	1.741	33.054	45.594	35.032	47.145	2'42.566 C	227.2	9:14'45.123			
4			40.605	30.358	25.667	9'32.590 P		9:24'17.713			
5	1.813	33.103	39.319	30.171	24.869	2'09.275	211.5	9:26'26.988			
6	1.678	32.725	<b>38.316</b>	<b>29.245</b>	<b>24.393</b>	2'06.357	<b>243.1</b>	9:28'33.345			
7	<b>1.674</b>	<b>31.988</b>	38.704	29.265	24.479	<b>2'06.110</b>	242.0	9:30'39.455			

16° 56 P. SEBESTYÉN (1'59.992)								
Lap	Seg. 1	Seg. 2	Seg. 3	Seg. 4	Seg. 5	Lap Time	km/h	Local Time
1	1.777	34.466	45.999	31.360	26.161	2'10.038	219.8	9:07'25.694
2	1.756	32.496	38.768	28.363	23.977	2'05.360	223.4	9:11'41.092
3	1.759	31.459	37.540	29.482	39.832	2'20.072 C	225.8	9:14'01.164
4			39.478	29.857	24.251	10'08.584 P		9:24'09.748
5	1.704	31.943	37.329	28.150	23.672	2'02.798	235.1	9:26'12.546
6	1.694	31.249	<b>36.909</b>	<b>27.392</b>	<b>23.179</b>	2'00.423	236.2	9:28'12.969
7	<b>1.663</b>	<b>30.667</b>	36.976	27.478	23.208	<b>1'59.992</b>	<b>246.5</b>	9:30'12.961

23° 22 A. LOWES (2'06.353)											
Lap	Seg. 1	Seg. 2	Seg. 3	Seg. 4	Seg. 5	Lap Time	km/h	Local Time			
1	1.763	33.333	38.515	29.954	25.068	42.311	28.653	24.089	2'06.353	220.2	9:08'04.193
											9:10'10.546

24° 21 M. REITERBERGER (2'06.791)											
Lap	Seg. 1	Seg. 2	Seg. 3	Seg. 4	Seg. 5	Lap Time	km/h	Local Time			
1						41.382	29.633	25.155			9:07'40.123
2	1.782	33.355	39.090	<b>28.738</b>	<b>24.006</b>	2'06.971	216.2	9:09'47.094			
3	1.676	<b>31.830</b>	38.806	29.517	24.962	<b>2'06.791</b>	236.7	9:11'53.885			
	<b>1.660</b>	32.255	40.235	30.823	38.303	2'23.276 C	<b>241.5</b>	9:14'17.161			

17° 119 P. SZKOPEK (2'00.394)								
Lap	Seg. 1	Seg. 2	Seg. 3	Seg. 4	Seg. 5	Lap Time	km/h	Local Time
1	1.804	32.825	41.974	29.571	24.966	2'07.835	213.2	9:07'17.344
2	1.684	31.956	39.982	28.639	24.585	2'02.006	243.7	9:09'25.179
3	1.719	31.949	36.560	32.306	41.205	2'23.739 C	230.6	9:13'50.924
4			38.828	28.630	23.461	10'16.679 P		9:24'07.603
5	1.713	31.542	37.121	27.322	<b>22.765</b>	2'00.463	228.6	9:26'08.066
6	<b>1.636</b>	39.525	39.058	27.487	22.979	2'10.685 C	<b>257.7</b>	9:28'18.751
7	1.689	<b>31.145</b>	<b>37.064</b>	<b>27.168</b>	23.328	<b>2'00.394</b>	234.6	9:30'19.145

18° 17 K. ABRAHAM (2'00.614)								
Lap	Seg. 1	Seg. 2	Seg. 3	Seg. 4	Seg. 5	Lap Time	km/h	Local Time
1	1.732	34.467	46.278	31.981	26.273	2'11.613	222.9	9:07'32.900
2	1.717	33.647	39.357	29.588	25.184	2'09.493	224.3	9:09'44.513
3	1.739	34.395	40.984	30.137	38.051	2'25.306 C	221.6	9:14'19.312
4			40.341	28.875	24.244	9'53.721 P		9:24'13.033
5	1.691	32.175	37.758	28.227	23.787	2'03.638	230.1	9:26'16.671
6	1.638	31.649	37.461	<b>27.581</b>	<b>23.149</b>	2'01.478	243.7	9:28'18.149
7	<b>1.632</b>	<b>30.905</b>	<b>37.072</b>	27.800	23.205	<b>2'00.614</b>	<b>245.9</b>	9:30'18.763

19° 4 G. VIZZIELLO (2'01.547)								
Lap	Seg. 1	Seg. 2	Seg. 3	Seg. 4	Seg. 5	Lap Time	km/h	Local Time
1	1.741	33.158	40.597	30.268	25.538	2'08.407	232.6	9:07'11.492
2	1.712	31.948	38.138	28.506	24.119	2'04.423	236.7	9:09'19.899
3	<b>1.644</b>	31.503	37.519	34.133	39.147	2'23.946 C	<b>254.0</b>	9:11'24.322
4			39.652	28.869	24.071	10'23.457 P		9:13'48.268
5	1.707	31.461	38.023	28.649	23.696	2'03.536	233.1	9:24'11.725
6	1.737	31.384	37.665	<b>27.844</b>	<b>23.336</b>	2'01.966	225.3	9:26'15.261
7	1.687	<b>31.100</b>	<b>37.383</b>	27.927	23.450	<b>2'01.547</b>	237.7	9:28'17.227
								9:30'18.774

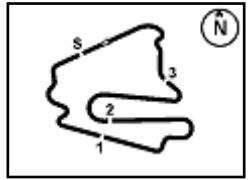
20° 69 N. HAYDEN (2'01.645)								
Lap	Seg. 1	Seg. 2	Seg. 3	Seg. 4	Seg. 5	Lap Time	km/h	Local Time
1	1.675	32.824	43.152	30.195	25.060	2'05.511	239.9	9:07'20.789
2	1.751	31.474	39.022	28.513	23.477	2'09.423	236.7	9:09'26.300
3	1.653	30.885	35.928	31.825	36.026	2'16.317 C	238.8	9:11'27.945
4			38.239	<b>27.934</b>	23.545	10'21.758 P		9:13'44.262
								9:24'06.020

21° 9 D. SCHMITTER (2'04.071)								
Lap	Seg. 1	Seg. 2	Seg. 3	Seg. 4	Seg. 5	Lap Time	km/h	Local Time
1	1.835	36.314	46.852	32.539	27.699	2'15.384	214.9	9:07'28.004
2	1.724	34.379	41.381	30.254	25.600	2'10.540	234.1	9:09'43.388
3	1.763	34.318	39.353	29.447	25.637	2'32.098 C	224.8	9:11'53.928
4			43.491	31.713	40.813	9'49.655 P		9:14'26.026
5	1.757	33.366	41.546	29.886	25.697	2'09.528	228.6	9:24'15.681
6	1.714	32.834	39.334	29.844	25.227	2'06.696	235.7	9:26'25.209
7	<b>1.710</b>	<b>31.744</b>	<b>38.120</b>	<b>28.356</b>	<b>24.141</b>	<b>2'04.071</b>	<b>235.7</b>	9:28'31.905
								9:30'35.976

P = Pits In/Out - C = Lap-Time Cancelled

These data/results cannot be reproduced, stored and/or transmitted in whole or in part by any manner of electronic, mechanical, photocopying, recording, broadcasting or otherwise now known or herein after developed without the previous express consent by the copyright owner, except for reproduction in daily press and regular printed publications on sale to the public within 60 days of the event related to those data/results and always provided that copyright symbol appears together as follows below.

© DORNA WSBK ORGANIZATION Srl 2016

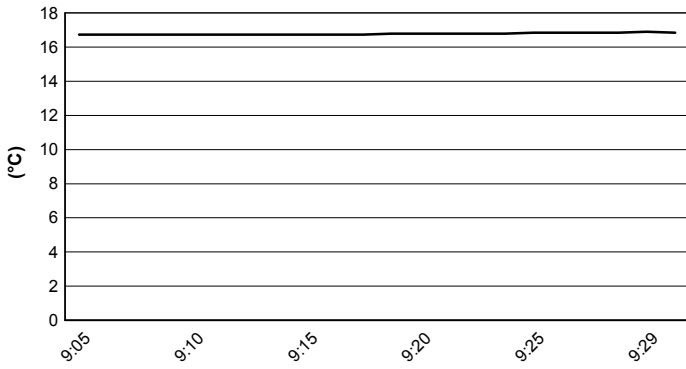


Lausitzring 4.265 m

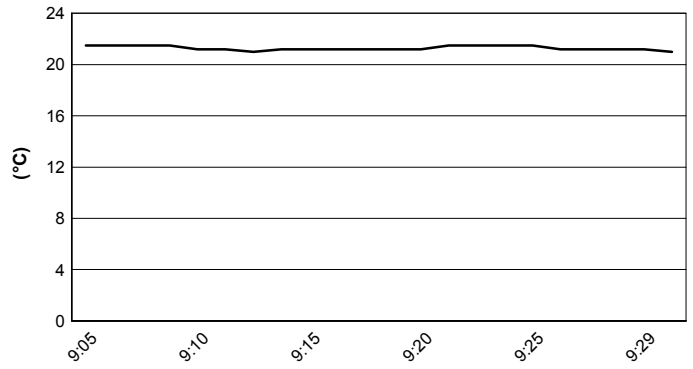
## German Round, 16-17-18 September 2016 World Superbike - Weather Report Free Practice 3rd Session

Session started 9:05      Session ended 9:31

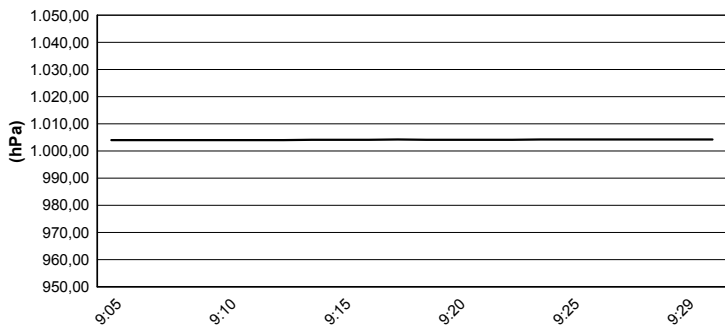
### Air Temperature



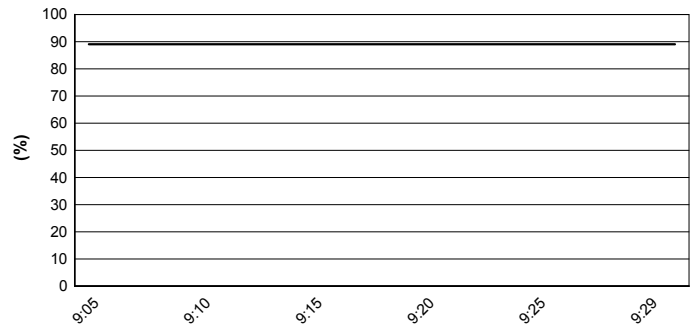
### Track Temperature



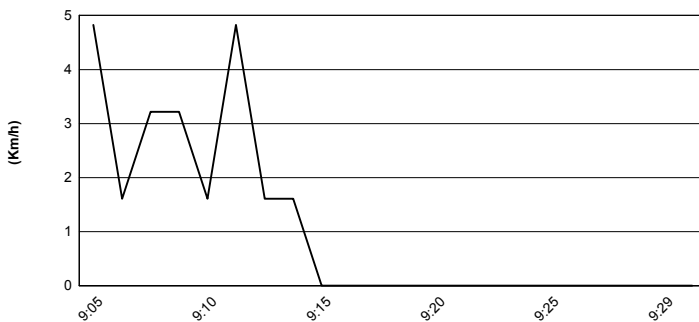
### Air Pressure



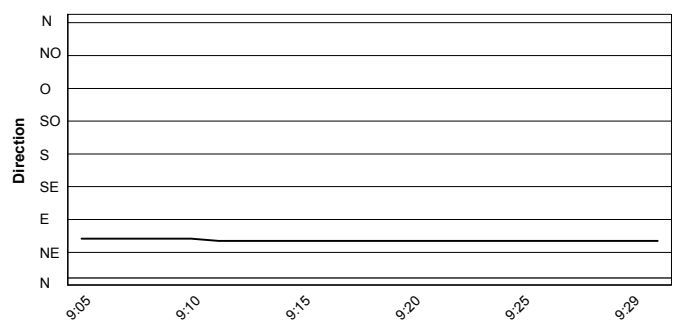
### Humidity



### Wind Speed



### Wind Direction



These data/results cannot be reproduced, stored and/or transmitted in whole or in part by any manner of electronic, mechanical, photocopying, recording, broadcasting or otherwise now known or herein after developed without the previous express consent by the copyright owner, except for reproduction in daily press and regular printed publications on sale to the public within 60 days of the event related to those data/results and always provided that copyright symbol appears together as follows below.  
© DORNA WSBK ORGANIZATION Srl 2016