



German Round, 16-17-18 September 2016

World Supersport - Superpoles Entry List

Superpole 1

No.	Rider	Nat	Team	Bike	Time
11	63 Z. KHAIRUDDIN	MAS	Orelac Racing VerdNatura	Kawasaki ZX-6R	1'42.286
12	111 K. SMITH	GBR	CIA Landlord Insurance Honda	Honda CBR600RR	1'42.329
13	87 L. ZANETTI	ITA	MV Agusta Reparto Corse	MV Agusta F3 675	1'42.531
14	19 K. WAHR	GER	Gemar Balloons - Team Lorini	Honda CBR600RR	1'42.535
15	78 H. OKUBO	JPN	CIA Landlord Insurance Honda	Honda CBR600RR	1'42.634
16	25 A. BALDOLINI	ITA	Race Department ATK#25	MV Agusta F3 675	1'42.775
17	44 R. ROLFO	ITA	Team Factory Vamag	MV Agusta F3 675	1'42.851
18	47 A. BASSANI	ITA	San Carlo Team Italia	Kawasaki ZX-6R	1'42.915
19	55 I. MIKHALCHIK	UKR	DS Junior Team	Kawasaki ZX-6R	1'43.134
20	22 E. LAHTI	FIN	Team Suzuki Stoneline-Mayer	Suzuki GSX-R600	1'43.180
21	77 K. RYDE	GBR	Schmidt Racing	Kawasaki ZX-6R	1'43.422
22	61 A. ZACCONI	ITA	San Carlo Team Italia	Kawasaki ZX-6R	1'43.568
23	11 C. GAMARINO	ITA	Team GoEleven	Kawasaki ZX-6R	1'43.596
24	38 H. SOOMER	EST	Kallio Racing	Yamaha YZF R6	1'43.703
25	65 M. CANDUCCI	ITA	GRT Racing Team	MV Agusta F3 675	1'43.747
26	69 O. JEZEK	CZE	Team GoEleven	Kawasaki ZX-6R	1'43.799
27	10 N. CALERO	ESP	Orelac Racing VerdNatura	Kawasaki ZX-6R	1'43.905
28	23 C. TANGRE	FRA	Team Johann Moto Sport	Suzuki GSX-R600	1'44.017
29	6 D. STIRPE	ITA	Scuderia Maranga Racing	Kawasaki ZX-6R	1'44.291
30	83 L. EPIS	AUS	Response RE Racing	Kawasaki ZX-6R	1'44.595
31	12 C. GOBBI	ITA	VFT Racing	Yamaha YZF R6	1'45.073
32	35 S. HILL	GBR	CIA Landlord Insurance Honda	Honda CBR600RR	1'46.402
33	50 B. ORTT	CAN	WILSport Racedays Honda	Honda CBR600RR	1'46.535

Superpole 2

No.	Rider	Nat	Team	Bike	Time
1	1 K. SOFUOGLU	TUR	Kawasaki Puccetti Racing	Kawasaki ZX-6R	1'40.901
2	4 G. REA	GBR	GRT Racing Team	MV Agusta F3 675	1'41.374
3	66 N. TUULI	FIN	Kallio Racing	Yamaha YZF R6	1'41.633
4	16 J. CLUZEL	FRA	MV Agusta Reparto Corse	MV Agusta F3 675	1'41.818
5	64 F. CARICASULO	ITA	Bardahl Evan Bros. Honda Racing	Honda CBR600RR	1'41.872
6	71 C. BERGMAN	SWE	CIA Landlord Insurance Honda	Honda CBR600RR	1'41.943
7	86 A. BADOVINI	ITA	Gemar Balloons - Team Lorini	Honda CBR600RR	1'42.116
8	2 P. JACOBSEN	USA	Honda World Supersport Team	Honda CBR600RR	1'42.184
9	81 L. STAPLEFORD	GBR	Profile Racing	Triumph Daytona 675	1'42.212
10	21 R. KRUMMENACHER	SUI	Kawasaki Puccetti Racing	Kawasaki ZX-6R	1'42.213

*
*

* These positions are assigned to the 1st and 2nd rider classified in Superpole 1

17/09/2016

These data/results cannot be reproduced, stored and/or transmitted in whole or in part by any manner of electronic, mechanical, photocopying, recording, broadcasting or otherwise now known or herein after developed without the previous express consent by the copyright owner, except for reproduction in daily press and regular printed publications on sale to the public within 60 days of the event related to those data/results and always provided that copyright symbol appears together as follows below.

© DORNA WSBK ORGANIZATION Srl 2016

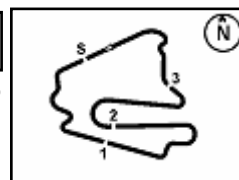
FICR PERUGIA TIMING



Official Tyre Supplier



Official Timekeeper



Lausitzring 4.265 m

1 / 2

German Round, 16-17-18 September 2016

World Supersport - Results Free Practice 3rd Session

No.	Rider	Nat	Team	Bike	Class	Time	Gap	Rel.	Laps	Speed	
										Avg	Max
1	111 K. SMITH	GBR	CIA Landlord Insurance Honda	Honda CBR600RR		1'56.397			7	131,911	239,3
2	86 A. BADOVINI	ITA	Gemar Balloons - Team Lorini	Honda CBR600RR		1'56.411	0.014	0.014	6	131,895	239,9
3	1 K. SOFUOGLU	TUR	Kawasaki Puccetti Racing	Kawasaki ZX-6R		1'56.994	0.597	0.583	6	131,237	239,9
4	4 G. REA	GBR	GRT Racing Team	MV Agusta F3 675		1'58.166	1.769	1.172	6	129,936	240,4
5	64 F. CARICASULO	ITA	Bardahl Evan Bros. Honda Racing	Honda CBR600RR		1'58.434	2.037	0.268	6	129,642	238,8
6	25 A. BALDOLINI	ITA	Race Department ATK#25	MV Agusta F3 675		1'58.515	2.118	0.081	7	129,553	243,1
7	66 N. TUULI	FIN	Kallio Racing	Yamaha YZF R6		1'58.554	2.157	0.039	6	129,511	233,6
8	21 R. KRUMMENACHER	SUI	Kawasaki Puccetti Racing	Kawasaki ZX-6R		1'58.798	2.401	0.244	7	129,245	237,7
9	78 H. OKUBO	JPN	CIA Landlord Insurance Honda	Honda CBR600RR		1'59.153	2.756	0.355	7	128,860	234,6
10	16 J. CLUZEL	FRA	MV Agusta Reparto Corse	MV Agusta F3 675		1'59.210	2.813	0.057	6	128,798	238,8
11	2 P. JACOBSEN	USA	Honda World Supersport Team	Honda CBR600RR		2'00.408	4.011	1.198	6	127,516	225,3
12	87 L. ZANETTI	ITA	MV Agusta Reparto Corse	MV Agusta F3 675		2'00.682	4.285	0.274	6	127,227	239,9
13	63 Z. KHAIRUDDIN	MAS	Orelac Racing VerdNatura	Kawasaki ZX-6R		2'01.109	4.712	0.427	6	126,778	236,7
14	71 C. BERGMAN	SWE	CIA Landlord Insurance Honda	Honda CBR600RR		2'01.230	4.833	0.121	6	126,652	240,4
15	81 L. STAPLEFORD	GBR	Profile Racing	Triumph Daytona 675		2'01.373	4.976	0.143	6	126,503	225,8
16	47 A. BASSANI	ITA	San Carlo Team Italia	Kawasaki ZX-6R	ESS	2'01.868	5.471	0.495	6	125,989	236,7
17	55 I. MIKHALCHIK	UKR	DS Junior Team	Kawasaki ZX-6R	ESS	2'01.885	5.488	0.017	5	125,971	236,2
18	69 O. JEZEK	CZE	Team GoEleven	Kawasaki ZX-6R		2'01.953	5.556	0.068	6	125,901	235,7
19	19 K. WAHR	GER	Gemar Balloons - Team Lorini	Honda CBR600RR		2'02.055	5.658	0.102	6	125,796	229,6
20	38 H. SOOMER	EST	Kallio Racing	Yamaha YZF R6		2'02.604	6.207	0.549	6	125,232	235,1
21	22 E. LAHTI	FIN	Team Suzuki Stoneline-Mayer	Suzuki GSX-R600		2'03.165	6.768	0.561	6	124,662	235,7
22	23 C. TANGRE	FRA	Team Yohann Moto Sport	Suzuki GSX-R600	ESS	2'03.175	6.778	0.010	6	124,652	224,8
23	61 A. ZACCONE	ITA	San Carlo Team Italia	Kawasaki ZX-6R	ESS	2'03.600	7.203	0.425	6	124,223	232,1
24	10 N. CALERO	ESP	Orelac Racing VerdNatura	Kawasaki ZX-6R		2'04.325	7.928	0.725	6	123,499	238,3
25	44 R. ROLFO	ITA	Team Factory Vamag	MV Agusta F3 675		2'04.518	8.121	0.193	6	123,307	233,6
26	35 S. HILL	GBR	CIA Landlord Insurance Honda	Honda CBR600RR		2'04.549	8.152	0.031	6	123,277	233,6
27	12 C. GOBBI	ITA	VFT Racing	Yamaha YZF R6	ESS	2'05.369	8.972	0.820	6	122,470	233,1
28	11 C. GAMARINO	ITA	Team GoEleven	Kawasaki ZX-6R		2'05.467	9.070	0.098	3	122,375	220,2
29	83 L. EPIS	AUS	Response RE Racing	Kawasaki ZX-6R		2'05.831	9.434	0.364	6	122,021	240,9
30	65 M. CANDUCCI	ITA	GRT Racing Team	MV Agusta F3 675		2'08.580	12.183	2.749	4	119,412	236,7
31	77 K. RYDE	GBR	Schmidt Racing	Kawasaki ZX-6R		2'08.985	12.588	0.405	5	119,037	228,6
32	49 C. TOBOLEWSKI	USA	MTM / HS Kawasaki	Kawasaki ZX-6R	ESS	2'09.688	13.291	0.703	6	118,392	213,6
33	6 D. STIRPE	ITA	Scuderia Maranga Racing	Kawasaki ZX-6R	ESS	2'12.633	16.236	2.945	4	115,763	216,7
34	50 B. ORTT	CAN	WILSport Racedays Honda	Honda CBR600RR	ESS	2'13.068	16.671	0.435	6	115,385	227,2
35	7 A. LICCIARDI	BEL	R2 MotorRacing Team	Kawasaki ZX-6R	ESS				0		

Qualifying Lap Time (107% of 1'56.397): **2'04.546**

AIR	Humidity:	88%	Temp:	17°C
TRACK	Condition:	Wet	Temp:	21°C

Lap Record: 2016 K.Sofuoglu	1'40.901	152,170	Km/h
Best Lap 2007 K.Sofuoglu	1'41.946	150,610	Km/h

These data/results cannot be reproduced, stored and/or transmitted in whole or in part by any manner of electronic, mechanical, photocopying, recording, broadcasting or otherwise now known or herein after developed without the previous express consent by the copyright owner, except for reproduction in daily press and regular printed publications on sale to the public within 60 days of the event related to those data/results and always provided that copyright symbol appears together as follows below.

© DORNA WSBK ORGANIZATION Srl 2016

Start	End	The results are provisional until the end of the time limit for protests and appeals
17/09/2016 09:40	09:57	and the completion of the technical checks.

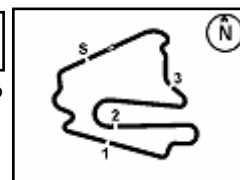
FICR PERUGIA TIMING



Official Tyre Supplier



Official Timekeeper



German Round, 16-17-18 September 2016

World Supersport - Results Free Practice 3rd Session

Session Highlights

09.40.01		Start
09.45.20		WorldSBK Superpoles On Time
09.47.55	Cluzel	Stop - Technical Problem
09.48.53	Rea	Time Deleted - Exit Track Limits Turn 1
09.50.58	Gamarino	Crashed - Rider OK - Turn 9
09.57.18		End Of Session

Fastest Laps Sequence

No.	Rider	Nat	Team	Bike	Local Time	Time	Gap	Avg
111	K. SMITH	GBR	CIA Landlord Insurance Honda	Honda CBR600RR	09:44'14.895	2'01.992		125,861
111	K. SMITH	GBR	CIA Landlord Insurance Honda	Honda CBR600RR	09:46'14.308	1'59.413	-2.579	128,579
111	K. SMITH	GBR	CIA Landlord Insurance Honda	Honda CBR600RR	09:48'12.733	1'58.425	-0.988	129,652
111	K. SMITH	GBR	CIA Landlord Insurance Honda	Honda CBR600RR	09:50'09.130	1'56.397	-2.028	131,911

These data/results cannot be reproduced, stored and/or transmitted in whole or in part by any manner of electronic, mechanical, photocopying, recording, broadcasting or otherwise now known or herein after developed without the previous express consent by the copyright owner, except for reproduction in daily press and regular printed publications on sale to the public within 60 days of the event related to those data/results and always provided that copyright symbol appears together as follows below.

© DORNA WSBK ORGANIZATION Srl 2016

Start	End	The results are provisional until the end of the time limit for protests and appeals and the completion of the technical checks.
17/09/2016 09:40	09:57	

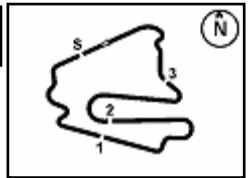
FICR PERUGIA TIMING



Official Tyre Supplier



Official Timekeeper



German Round, 16-17-18 September 2016

World Supersport - Best Sector & Speed Free Practice 3rd Session

Lausitzring 4.265 m

Best Lap

1	111 K. SMITH	Honda CBR600RR	1'56.397
2	86 A. BADOVINI	Honda CBR600RR	1'56.411
3	1 K. SOFUOGLU	Kawasaki ZX-6R	1'56.994
4	4 G. REA	MV Austa F3 675	1'58.166
5	64 F. CARICASULO	Honda CBR600RR	1'58.434
6	25 A. BALDOLINI	MV Austa F3 675	1'58.515
7	66 N. TUULI	Yamaha YZF R6	1'58.554
8	21 R. KRUMMENACHER	Kawasaki ZX-6R	1'58.798
9	78 H. OKUBO	Honda CBR600RR	1'59.153
10	16 J. CLUZEL	MV Austa F3 675	1'59.210
11	2 P. JACOBSEN	Honda CBR600RR	2'00.408
12	87 L. ZANETTI	MV Austa F3 675	2'00.682
13	63 Z. KHAIRUDDIN	Kawasaki ZX-6R	2'01.109
14	71 C. BERGMAN	Honda CBR600RR	2'01.230
15	81 L. STAPLEFORD	Triumph Daytona 675	2'01.373
16	47 A. BASSANI	Kawasaki ZX-6R	2'01.868
17	55 I. MIKHALCHIK	Kawasaki ZX-6R	2'01.885
18	69 O. JEZEK	Kawasaki ZX-6R	2'01.953
19	19 K. WAHR	Honda CBR600RR	2'02.055
20	38 H. SOOMER	Yamaha YZF R6	2'02.604
21	22 E. LAHTI	Suzuki GSX-R600	2'03.165
22	23 C. TANGRE	Suzuki GSX-R600	2'03.175
23	61 A. ZACCONE	Kawasaki ZX-6R	2'03.600
24	10 N. CALERO	Kawasaki ZX-6R	2'04.325
25	44 R. ROLFO	MV Austa F3 675	2'04.518
26	35 S. HILL	Honda CBR600RR	2'04.549
27	12 C. GOBBI	Yamaha YZF R6	2'05.369
28	11 C. GAMARINO	Kawasaki ZX-6R	2'05.467
29	83 L. EPIS	Kawasaki ZX-6R	2'05.831
30	65 M. CANDUCCI	MV Austa F3 675	2'08.580
31	77 K. RYDE	Kawasaki ZX-6R	2'08.985
32	49 C. TOBOLEWSKI	Kawasaki ZX-6R	2'09.688
33	6 D. STIRPE	Kawasaki ZX-6R	2'12.633
34	50 B. ORTT	Honda CBR600RR	2'13.068
35	7 A. LICCIARDI	Kawasaki ZX-6R	

Best Sector & Speed

1	25 A. BALDOLINI	MV Austa F3 675	243.1
2	83 L. EPIS	Kawasaki ZX-6R	240.9
3	4 G. REA	MV Austa F3 675	240.4
4	71 C. BERGMAN	Honda CBR600RR	240.4
5	86 A. BADOVINI	Honda CBR600RR	239.9
6	87 L. ZANETTI	MV Austa F3 675	239.9
7	1 K. SOFUOGLU	Kawasaki ZX-6R	239.9
8	111 K. SMITH	Honda CBR600RR	239.3
9	64 F. CARICASULO	Honda CBR600RR	238.8
10	16 J. CLUZEL	MV Austa F3 675	238.8
11	10 N. CALERO	Kawasaki ZX-6R	238.3
12	21 R. KRUMMENACHER	Kawasaki ZX-6R	237.7
13	47 A. BASSANI	Kawasaki ZX-6R	236.7
14	63 Z. KHAIRUDDIN	Kawasaki ZX-6R	236.7
15	65 M. CANDUCCI	MV Austa F3 675	236.7
16	55 I. MIKHALCHIK	Kawasaki ZX-6R	236.2
17	22 E. LAHTI	Suzuki GSX-R600	235.7
18	69 O. JEZEK	Kawasaki ZX-6R	235.7
19	38 H. SOOMER	Yamaha YZF R6	235.1
20	78 H. OKUBO	Honda CBR600RR	234.6
21	35 S. HILL	Honda CBR600RR	233.6
22	44 R. ROLFO	MV Austa F3 675	233.6
23	66 N. TUULI	Yamaha YZF R6	233.6
24	12 C. GOBBI	Yamaha YZF R6	233.1
25	61 A. ZACCONE	Kawasaki ZX-6R	232.1
26	19 K. WAHR	Honda CBR600RR	229.6
27	77 K. RYDE	Kawasaki ZX-6R	228.6
28	50 B. ORTT	Honda CBR600RR	227.2
29	81 L. STAPLEFORD	Triumph Daytona 675	225.8
30	2 P. JACOBSEN	Honda CBR600RR	225.3
31	23 C. TANGRE	Suzuki GSX-R600	224.8
32	11 C. GAMARINO	Kawasaki ZX-6R	220.2
33	6 D. STIRPE	Kawasaki ZX-6R	216.7
34	49 C. TOBOLEWSKI	Kawasaki ZX-6R	213.6

Seg. 1

Seg. 2

Seg. 3

Seg. 4

Seg. 5

1	25 A. BALDOLINI	1.764	1	111 K. SMITH	29.204	1	111 K. SMITH	35.899	1	86 A. BADOVINI	26.227	1	111 K. SMITH	22.324
2	47 A. BASSANI	1.777	2	86 A. BADOVINI	29.471	2	1 K. SOFUOGLU	36.148	2	111 K. SMITH	26.417	2	86 A. BADOVINI	22.341
3	86 A. BADOVINI	1.778	3	64 F. CARICASULO	29.656	3	86 A. BADOVINI	36.183	3	1 K. SOFUOGLU	26.708	3	2 P. JACOBSEN	22.511
4	4 G. REA	1.778	4	1 K. SOFUOGLU	29.680	4	66 N. TUULI	36.429	4	4 G. REA	26.824	4	4 G. REA	22.614
5	83 L. EPIS	1.785	5	25 A. BALDOLINI	30.145	5	4 G. REA	36.466	5	78 H. OKUBO	26.824	5	25 A. BALDOLINI	22.665
6	71 C. BERGMAN	1.787	6	21 R. KRUMMENAC	30.202	6	16 J. CLUZEL	36.794	6	25 A. BALDOLINI	26.881	6	1 K. SOFUOGLU	22.671
7	1 K. SOFUOGLU	1.787	7	4 G. REA	30.238	7	21 R. KRUMMENAC	36.849	7	64 F. CARICASULO	26.929	7	71 C. BERGMAN	22.718
8	63 Z. KHAIRUDDIN	1.787	8	78 H. OKUBO	30.280	8	64 F. CARICASULO	36.963	8	66 N. TUULI	27.000	8	66 N. TUULI	22.764
9	111 K. SMITH	1.790	9	66 N. TUULI	30.401	9	78 H. OKUBO	37.012	9	63 Z. KHAIRUDDIN	27.045	9	21 R. KRUMMENAC	22.815
10	87 L. ZANETTI	1.792	10	16 J. CLUZEL	30.433	10	25 A. BALDOLINI	37.046	10	16 J. CLUZEL	27.096	10	64 F. CARICASULO	22.893
11	16 J. CLUZEL	1.792	11	55 I. MIKHALCHIK	30.555	11	87 L. ZANETTI	37.143	11	21 R. KRUMMENAC	27.129	11	78 H. OKUBO	22.951
12	10 N. CALERO	1.792	12	2 P. JACOBSEN	30.589	12	2 P. JACOBSEN	37.495	12	19 K. WAHR	27.212	12	16 J. CLUZEL	23.086
13	64 F. CARICASULO	1.793	13	87 L. ZANETTI	30.604	13	63 Z. KHAIRUDDIN	37.657	13	69 O. JEZEK	27.365	13	81 L. STAPLEFORD	23.112
14	2 P. JACOBSEN	1.794	14	71 C. BERGMAN	30.623	14	81 L. STAPLEFORD	37.705	14	2 P. JACOBSEN	27.400	14	87 L. ZANETTI	23.186
15	78 H. OKUBO	1.795	15	81 L. STAPLEFORD	30.679	15	47 A. BASSANI	37.738	15	55 I. MIKHALCHIK	27.500	15	38 H. SOOMER	23.311
16	66 N. TUULI	1.796	16	63 Z. KHAIRUDDIN	30.790	16	55 I. MIKHALCHIK	37.894	16	23 C. TANGRE	27.557	16	55 I. MIKHALCHIK	23.462
17	61 A. ZACCONE	1.799	17	19 K. WAHR	31.008	17	19 K. WAHR	37.937	17	47 A. BASSANI	27.616	17	47 A. BASSANI	23.496
18	21 R. KRUMMENAC	1.800	18	69 O. JEZEK	31.112	18	69 O. JEZEK	38.059	18	87 L. ZANETTI	27.697	18	63 Z. KHAIRUDDIN	23.511
19	55 I. MIKHALCHIK	1.806	19	47 A. BASSANI	31.131	19	38 H. SOOMER	38.074	19	71 C. BERGMAN	27.706	19	19 K. WAHR	23.541
20	65 M. CANDUCCI	1.810	20	61 A. ZACCONE	31.319	20	10 N. CALERO	38.103	20	10 N. CALERO	27.758	20	69 O. JEZEK	23.606
21	69 O. JEZEK	1.811	21	38 H. SOOMER	31.349	21	71 C. BERGMAN	38.121	21	22 E. LAHTI	27.814	21	23 C. TANGRE	23.860
22	77 K. RYDE	1.812	22	22 E. LAHTI	31.368	22	22 E. LAHTI	38.138	22	35 S. HILL	27.878	22	44 R. ROLFO	23.941
23	22 E. LAHTI	1.815	23	23 C. TANGRE	31.745	23	23 C. TANGRE	38.152	23	61 A. ZACCONE	27.966	23	22 E. LAHTI	23.943
24	81 L. STAPLEFORD	1.815	24	44 R. ROLFO	31.791	24	11 C. GAMARINO	38.210	24	12 C. GOBBI	28.022	24	61 A. ZACCONE	23.980
25	35 S. HILL	1.819	25	35 S. HILL	31.798	25	12 C. GOBBI	38.303	25	38 H. SOOMER	28.050	25	10 N. CALERO	24.013
26	19 K. WAHR	1.820	26	11 C. GAMARINO	31.889	26	35 S. HILL	38.443	26	81 L. STAPLEFORD	28.062	26	83 L. EPIS	24.025
27	38 H. SOOMER	1.820	27	83 L. EPIS	32.319	27	61 A. ZACCONE	38.507	27	44 R. ROLFO	28.110	27	11 C. GAMARINO	24.042
28	12 C. GOBBI	1.830	28	10 N. CALERO	32.459	28	44 R. ROLFO	38.521	28	83 L. EPIS	28.450	28	12 C. GOBBI	24.379
29	44 R. ROLFO	1.834	29	12 C. GOBBI	32.614	29	83 L. EPIS	38.612	29	11 C. GAMARINO	28.543	29	35 S. HILL	24.431
30	11 C. GAMARINO	1.836	30	77 K. RYDE	33.192	30	77 K. RYDE	39.446	30	65 M. CANDUCCI	28.724	30	65 M. CANDUCCI	24.485
31	50 B. ORTT	1.859	31	65 M. CANDUCCI	33.486	31	65 M. CANDUCCI	40.066	31	49 C. TOBOLEWSKI	28.763	31	77 K. RYDE	24.496
32	23 C. TANGRE	1.861	32	49 C. TOBOLEWSKI	33.597	32	49 C. TOBOLEWSKI	40.694	32	77 K. RYDE	29.301	32	49 C. TOBOLEWSKI	24.708
33	6 D. STIRPE	1.872	33	6 D. STIRPE	33.833	33	50 B. ORTT	40.946	33	6 D. STIRPE	29.884	33	50 B. ORTT	25.412
34	49 C. TOBOLEWSKI	1.910	34	50 B. ORTT	34.080	34	6 D. STIRPE	41.206	34	50 B. ORTT	30.640	34	6 D. STIRPE	25.838
						35	7 A. LICCIARDI	59.195	35	7 A. LICCIARDI	38.838			

17/09/2016

These data/results cannot be reproduced, stored and/or transmitted in whole or in part by any manner of electronic, mechanical, photocopying, recording, broadcasting or otherwise now known or herein after developed without the previous express consent by the copyright owner, except for reproduction in daily press and regular printed publications on sale to the public within 60 days of the event related to those data/results and always provided that copyright symbol appears together as follows below.

© DORNA WSBK ORGANIZATION Srl 2016

FICR PERUGIA TIMING



Official Tyre Supplier



Official Timekeeper



Lausitzring 4.265 m

German Round, 16-17-18 September 2016

World Supersport - Ideal Times Free Practice 3rd Session

1 / 2

No.	Rider	Nat	Bike	Seg. 1 Diff. 1	Seg. 2 Diff. 2	Seg. 3 Diff. 3	Seg. 4 Diff. 4	Seg. 5 Diff. 5	Ideal Time Best Lap	Pos.	Diff.
1	111 K. SMITH	GBR	Honda CBR600RR	1.790 0.009	29.204 0.382	35.899 0.372	26.417	22.324	1'55.634 1'56.397	2	0.763
2	86 A. BADOVINI	ITA	Honda CBR600RR	1.778	29.471 0.411	36.183	26.227	22.341	1'56.000 1'56.411	3	0.411
3	1 K. SOFUOGLU	TUR	Kawasaki ZX-6R	1.787	29.680	36.148	26.708	22.671	1'56.994 1'56.994	4	0.000
4	4 G. REA	GBR	MV Agusta F3 675	1.778 0.006	30.238 0.240	36.466	26.824	22.614	1'57.920 1'58.166	5	0.246
5	64 F. CARICASULO	ITA	Honda CBR600RR	1.793 0.002	29.656	36.963	26.929 0.198	22.893	1'58.234 1'58.434	6	0.200
6	66 N. TUULI	FIN	Yamaha YZF R6	1.796	30.401	36.429	27.000	22.764 0.164	1'58.390 1'58.554	8	0.164
7	25 A. BALDOLINI	ITA	MV Agusta F3 675	1.764 0.014	30.145	37.046	26.881	22.665	1'58.501 1'58.515	7	0.014
8	21 R. KRUMMENACHER	SUI	Kawasaki ZX-6R	1.800 0.003	30.202	36.849	27.129	22.815	1'58.795 1'58.798	9	0.003
9	78 H. OKUBO	JPN	Honda CBR600RR	1.795 0.020	30.280	37.012	26.824	22.951 0.271	1'58.862 1'59.153	10	0.291
10	16 J. CLUZEL	FRA	MV Agusta F3 675	1.792 0.009	30.433	36.794	27.096	23.086	1'59.201 1'59.210	11	0.009
11	2 P. JACOBSEN	USA	Honda CBR600RR	1.794 0.012	30.589	37.495 0.607	27.400	22.511	1'59.789 2'00.408	12	0.619
12	87 L. ZANETTI	ITA	MV Agusta F3 675	1.792 0.007	30.604	37.143	27.697 0.139	23.186 0.114	2'00.422 2'00.682	13	0.260
13	63 Z. KHAIRUDDIN	MAS	Kawasaki ZX-6R	1.787	30.790	37.657 0.319	27.045	23.511	2'00.790 2'01.109	14	0.319
14	71 C. BERGMAN	SWE	Honda CBR600RR	1.787 0.014	30.623	38.121 0.261	27.706	22.718	2'00.955 2'01.230	15	0.275
15	55 I. MIKHALCHIK	UKR	Kawasaki ZX-6R	1.806 0.008	30.555 0.242	37.894	27.500 0.381	23.462 0.037	2'01.217 2'01.885	18	0.668
16	81 L. STAPLEFORD	GBR	Triumph Daytona 675	1.815	30.679	37.705	28.062	23.112	2'01.373 2'01.373	16	0.000
17	19 K. WAHR	GER	Honda CBR600RR	1.820 0.016	31.008 0.062	37.937	27.212 0.447	23.541 0.012	2'01.518 2'02.055	20	0.537
18	47 A. BASSANI	ITA	Kawasaki ZX-6R	1.777	31.131	37.738	27.616	23.496 0.110	2'01.758 2'01.868	17	0.110
19	69 O. JEZEK	CZE	Kawasaki ZX-6R	1.811	31.112	38.059	27.365	23.606	2'01.953 2'01.953	19	0.000
20	38 H. SOOMER	EST	Yamaha YZF R6	1.820	31.349	38.074	28.050	23.311	2'02.604 2'02.604	21	0.000
21	22 E. LAHTI	FIN	Suzuki GSX-R600	1.815 0.019	31.368	38.138 0.031	27.814	23.943 0.037	2'03.078 2'03.165	22	0.087
22	23 C. TANGRE	FRA	Suzuki GSX-R600	1.861	31.745	38.152	27.557	23.860	2'03.175 2'03.175	23	0.000
23	61 A. ZACCONE	ITA	Kawasaki ZX-6R	1.799	31.319	38.507	27.966	23.980 0.029	2'03.571 2'03.600	24	0.029
24	10 N. CALERO	ESP	Kawasaki ZX-6R	1.792	32.459	38.103 0.200	27.758	24.013	2'04.125 2'04.325	25	0.200
25	44 R. ROLFO	ITA	MV Agusta F3 675	1.834 0.018	31.791 0.079	38.521 0.096	28.110	23.941 0.128	2'04.197 2'04.518	26	0.321
26	35 S. HILL	GBR	Honda CBR600RR	1.819 0.027	31.798	38.443	27.878 0.153	24.431	2'04.369 2'04.549	27	0.180
27	11 C. GAMARINO	ITA	Kawasaki ZX-6R	1.836	31.889	38.210 0.947	28.543	24.042	2'04.520 2'05.467	29	0.947
28	12 C. GOBBI	ITA	Yamaha YZF R6	1.830	32.614 0.221	38.303	28.022	24.379	2'05.148 2'05.369	28	0.221
29	83 L. EPIS	AUS	Kawasaki ZX-6R	1.785 0.024	32.319	38.612 0.223	28.450 0.003	24.025 0.390	2'05.191 2'05.831	30	0.640
30	77 K. RYDE	GBR	Kawasaki ZX-6R	1.812 0.008	33.192 0.272	39.446 0.151	29.301 0.307	24.496	2'08.247 2'08.985	32	0.738
31	65 M. CANDUCCI	ITA	MV Agusta F3 675	1.810 0.009	33.486	40.066	28.724	24.485	2'08.571 2'08.580	31	0.009

17/09/2016

These data/results cannot be reproduced, stored and/or transmitted in whole or in part by any manner of electronic, mechanical, photocopying, recording, broadcasting or otherwise now known or herein after developed without the previous express consent by the copyright owner, except for reproduction in daily press and regular printed publications on sale to the public within 60 days of the event related to those data/results and always provided that copyright symbol appears together as follows below.
© DORNA WSBK ORGANIZATION Srl 2016

FICR PERUGIA TIMING



Official Tyre Supplier



Official Timekeeper



Lausitzring 4.265 m

2 / 2

German Round, 16-17-18 September 2016

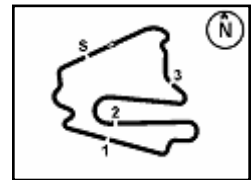
World Supersport - Ideal Times Free Practice 3rd Session

No. Rider	Nat	Bike	Seg. 1	Seg. 2	Seg. 3	Seg. 4	Seg. 5	Ideal Time			
			Diff. 1	Diff. 2	Diff. 3	Diff. 4	Diff. 5	Best Lap	Pos.	Diff.	
32	49 C. TOBOLEWSKI	USA	Kawasaki ZX-6R	1.910 0.016	33.597	40.694	28.763	24.708	2'09.672 2'09.688	33	0.016
33	6 D. STIRPE	ITA	Kawasaki ZX-6R	1.872	33.833	41.206	29.884	25.838	2'12.633 2'12.633	34	0.000
34	50 B. ORTT	CAN	Honda CBR600RR	1.859 0.016	34.080 0.087	40.946	30.640	25.412 0.028	2'12.937 2'13.068	35	0.131
Overall Ideal Time			1.764	29.204	35.899	26.227	22.324	1'55.418			

17/09/2016

These data/results cannot be reproduced, stored and/or transmitted in whole or in part by any manner of electronic, mechanical, photocopying, recording, broadcasting or otherwise now known or herein after developed without the previous express consent by the copyright owner, except for reproduction in daily press and regular printed publications on sale to the public within 60 days of the event related to those data/results and always provided that copyright symbol appears together as follows below.
© DORNA WSBK ORGANIZATION Srl 2016





German Round, 16-17-18 September 2016

World Supersport - Chronological Analysis Free Practice 3rd Session

Lausitzring 4.265 m

1 / 3

1° 111 K. SMITH (1'56.397)								
Lap	Seg. 1	Seg. 2	Seg. 3	Seg. 4	Seg. 5	Lap Time	km/h	Local Time
1	1.826	31.169	40.866	28.765	24.145	2'01.992	231.1	9:42'12.903
2	1.795	30.137	36.983	28.131	23.143	1'59.413	238.3	9:44'14.895
3	1.796	29.634	36.637	27.420	22.938	1'58.425	238.8	9:46'14.308
4	1.799	29.586	36.271	26.417	22.324	1'56.397	238.3	9:48'12.733
5	1.790	29.204	35.899	27.370	22.767	1'57.030	239.3	9:50'09.130
6	1.802	29.744	36.389	27.059	24.283	1'59.277	236.7	9:52'06.160
7	1.800	29.983	36.400	26.696	22.469	1'57.348	236.7	9:54'05.437
								9:56'02.785

2° 86 A. BADOVINI (1'56.411)								
Lap	Seg. 1	Seg. 2	Seg. 3	Seg. 4	Seg. 5	Lap Time	km/h	Local Time
1	1.881	34.396	46.027	30.739	25.738	2'08.976	214.9	9:43'08.539
2	1.800	31.443	38.003	27.724	23.567	2'02.537	235.7	9:45'17.515
3	1.784	31.480	38.012	27.535	22.947	2'01.758	236.7	9:47'20.052
4	1.788	29.697	36.902	27.076	22.425	1'57.888	239.9	9:49'21.810
5	1.780	29.471	36.397	26.704	23.347	1'57.699	239.9	9:51'19.698
6	1.778	29.882	36.183	26.227	22.341	1'56.411	238.3	9:53'17.397
								9:55'13.808

3° 1 K. SOFUOGLU (1'56.994)								
Lap	Seg. 1	Seg. 2	Seg. 3	Seg. 4	Seg. 5	Lap Time	km/h	Local Time
1	1.826	31.550	41.112	29.289	24.374	2'02.936	231.6	9:42'16.912
2	1.817	30.749	38.139	27.937	23.484	2'02.064	228.6	9:44'19.848
3	1.796	30.238	36.767	27.322	23.554	2'01.677 P	238.8	9:46'21.912
4			37.203	27.903	22.973	3'32.307 P		9:48'33.589
5	1.798	29.777	36.377	26.965	23.961	1'58.878	236.2	9:52'05.896
6	1.787	29.680	36.148	26.708	22.671	1'56.994	239.9	9:54'04.774
								9:56'01.768

4° 4 G. REA (1'58.166)								
Lap	Seg. 1	Seg. 2	Seg. 3	Seg. 4	Seg. 5	Lap Time	km/h	Local Time
1	1.807	32.563	40.639	29.502	24.267	2'06.133	237.7	9:44'16.876
2	1.790	31.611	38.429	29.333	24.001	2'02.969	239.3	9:46'23.009
3	1.782	40.472	39.785	28.411	23.762	2'14.212 C	240.4	9:48'25.978
4	1.801	30.931	37.177	27.619	23.288	2'00.816	237.2	9:50'40.190
5	1.784	30.478	36.466	26.824	22.614	1'58.166	240.4	9:52'41.006
6	1.778	30.238	36.661	27.132	22.681	1'58.490	240.4	9:54'39.172
								9:56'37.662

5° 64 F. CARICASULO (1'58.434)								
Lap	Seg. 1	Seg. 2	Seg. 3	Seg. 4	Seg. 5	Lap Time	km/h	Local Time
1	1.916	33.520	40.686	28.779	24.628	2'09.529	206.7	9:42'54.361
2	1.816	32.779	38.630	28.882	24.660	2'06.767	231.1	9:45'03.890
3	1.817	31.406	37.776	28.391	23.660	2'03.050	232.6	9:47'10.657
4	1.808	30.582	38.424	28.185	23.700	2'02.699	230.6	9:49'13.707
5	1.793	29.768	37.259	26.929	23.076	1'58.825	238.8	9:51'16.406
6	1.795	29.656	36.963	27.127	22.893	1'58.434	237.7	9:53'15.231
								9:55'13.665

6° 25 A. BALDOLINI (1'58.515)								
Lap	Seg. 1	Seg. 2	Seg. 3	Seg. 4	Seg. 5	Lap Time	km/h	Local Time
1	1.842	36.010	44.910	30.992	25.656	2'13.162	222.5	9:42'29.920
2	1.798	32.492	38.737	28.413	23.932	2'05.372	238.8	9:44'43.082
3	1.795	31.820	37.963	28.113	23.692	2'03.383	239.3	9:46'48.454
4	1.787	31.444	38.052	27.871	23.357	2'02.511	236.7	9:48'51.837
5	1.767	30.996	37.742	27.638	23.249	2'01.392	242.6	9:50'54.348
6	1.764	31.070	37.621	27.156	23.121	2'00.732	243.1	9:52'55.740
7	1.778	30.145	37.046	26.881	22.665	1'58.515	241.5	9:54'56.472
								9:56'54.987

7° 66 N. TUULI (1'58.554)								
Lap	Seg. 1	Seg. 2	Seg. 3	Seg. 4	Seg. 5	Lap Time	km/h	Local Time
1	1.888	32.992	42.578	30.759	25.676	2'06.948	210.3	9:42'54.207
2	1.847	32.148	37.807	28.219	23.244	2'03.265	216.7	9:45'01.155
3	1.827	33.631	42.043	30.324	35.436	2'23.261 P	221.6	9:47'04.420
4			38.525	28.301	23.292	2'56.038 P		9:49'27.681
5	1.810	30.514	36.589	27.235	22.764	1'58.912	229.1	9:52'23.719
6	1.796	30.401	36.429	27.000	22.928	1'58.554	233.6	9:54'22.631
								9:56'21.185

8° 21 R. KRUMMENACHER (1'58.798)								
Lap	Seg. 1	Seg. 2	Seg. 3	Seg. 4	Seg. 5	Lap Time	km/h	Local Time
			43.862	31.267	25.541			9:42'23.404

P = Pits In/Out - C = Lap-Time Cancelled

These data/results cannot be reproduced, stored and/or transmitted in whole or in part by any manner of electronic, mechanical, photocopying, recording, broadcasting or otherwise now known or herein after developed without the previous express consent by the copyright owner, except for reproduction in daily press and regular printed publications on sale to the public within 60 days of the event related to those data/results and always provided that copyright symbol appears together as follows below.

© DORNA WSBK ORGANIZATION Srl 2016

1	1.927	34.393	41.008	30.359	25.611	2'13.298	206.7	9:44'36.702
2	1.855	33.311	39.484	28.723	24.765	2'08.138	221.1	9:46'44.840
3	1.832	32.623	38.644	28.361	24.178	2'05.638	229.1	9:48'50.478
4	1.809	31.553	38.037	27.924	23.895	2'03.218	236.2	9:50'53.696
5	1.824	31.092	37.790	27.633	23.539	2'01.878	229.6	9:52'55.574
6	1.800	30.994	37.310	27.356	23.019	2'00.479	237.7	9:54'56.053
7	1.803	30.202	36.849	27.129	22.815	1'58.798	237.7	9:56'54.851

9° 78 H. OKUBO (1'59.153)								
Lap	Seg. 1	Seg. 2	Seg. 3	Seg. 4	Seg. 5	Lap Time	km/h	Local Time
1	1.890	33.453	43.047	30.773	25.992	2'09.745	212.8	9:42'27.277
2	1.866	33.043	40.682	29.009	24.711	2'07.915	214.9	9:44'37.022
3	1.795	31.974	39.830	28.470	24.706	2'05.537	234.6	9:46'44.937
4	1.861	31.974	38.975	28.156	24.637	2'05.537	234.6	9:48'50.474
5	1.861	32.039	38.368	27.727	23.567	2'03.562	222.5	9:50'54.036
6	1.828	31.548	37.943	27.521	23.309	2'02.149	226.7	9:52'56.185
7	1.806	30.803	37.885	27.094	22.951	2'00.539	233.6	9:54'56.724
	1.815	30.280	37.012	26.824	23.222	1'59.153	234.1	9:56'55.877

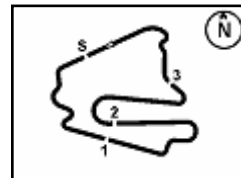
10° 16 J. CLUZEL (1'59.210)								
Lap	Seg. 1	Seg. 2	Seg. 3	Seg. 4	Seg. 5	Lap Time	km/h	Local Time
1	1.823	32.741	42.007	30.105	25.017	2'07.612	234.6	9:43'02.493
2	1.816	32.409	39.361	28.963	24.724	2'05.237	234.6	9:45'10.105
3	1.812	31.306	38.517	28.569	23.926	2'02.237	234.6	9:47'15.342
4	1.812	31.306	37.942	28.226	23.687	2'16.173 P	235.7	9:49'31.515
5	1.792	30.977	38.974	28.114	23.827	2'06.355 P	235.7	9:52'37.870
6	1.801	30.433	37.120	27.555	23.191	2'00.635	238.8	9:54'38.505
						1'59.210	237.7	9:56'37.715

11° 2 P. JACOBSEN (2'00.408)								
Lap	Seg. 1	Seg. 2	Seg. 3	Seg. 4	Seg. 5	Lap Time	km/h	Local Time
1	1.943	33.370	43.047	29.869	24.712	2'08.243	197.9	9:42'45.201
2	1.945	32.855	40.877	28.346	23.707	2'05.517	198.3	9:44'53.444
3	1.794	31.549	39.050	27.696	23.971	2'05.517	198.3	9:46'58.961
4	1.879	31.549	38.722	27.703	23.536	2'03.304	225.3	9:49'02.265
5	1.879	32.332	38.202	27.490	23.153	2'02.874	205.1	9:51'05.139
6	1.852	30.777	37.495	27.508	22.897	2'00.529	211.1	9:53'05.668
	1.806	30.589	38.102	27.400	22.511	2'00.408	220.2	9:55'06.076

12° 87 L. ZANETTI (2'00.682)								
Lap	Seg. 1	Seg. 2	Seg. 3	Seg. 4	Seg. 5	Lap Time	km/h	Local Time
1	1.847	34.430	45.891	31.502	25.959	2'11.244	224.3	9:43'08.461
2	1.806	32.910	40.420	29.785	24.762	2'07.666	236.7	9:45'19.705
3	1.803	32.219	39.135	29.434	24.381	2'07.666	236.7	9:47'27.371
4	1.816	31.175	38.987	29.288	24.448	2'06.745	237.2	9:49'34.116
5	1.792	30.654	37.617	28.491	23.647	2'02.746	235.1	9:51'36.862
6	1.799	30.604	37.143	27.697	23.186	2'00.946	239.9	9:53'37.808
						2'00.682	239.3	9:55'38.490

13° 63 Z. KHAIRUDDIN (2'01.109)								
Lap	Seg. 1	Seg. 2	Seg. 3	Seg. 4	Seg. 5	Lap Time	km/h	Local Time
1	1.918	34.637	46.669	32.659	26.805	2'13.012	211.5	9:43'30.934
2	1.836	33.007	40.943	30.128	25.386	2'08.007	228.6	9:45'43.946
3	1.818	32.194	39.367	28.930	24.867	2'07.666	236.7	9:47'51.953
4	1.802	31.590	38.753	28.561	24.269	2'05.595	233.1	9:49'57.548
5	1.805	31.233	37.828	27.832	23.879	2'02.931	236.2	9:52'00.479
6	1.787	30.790	37.657	28.919	25.233	2'04.847	233.6	9:54'05.326
						2'01.109	236.7	9:56'06.435

14° 71 C. BERGMAN (2'01.230)								
L								



German Round, 16-17-18 September 2016

World Supersport - Chronological Analysis Free Practice 3rd Session

Lausitzring 4.265 m

2 / 3

6 1.815 30.679 37.705 28.062 23.112 2'01.373 225.8 9:55'12.965

16° 47 A. BASSANI (2'01.868)

Lap	Seg. 1	Seg. 2	Seg. 3	Seg. 4	Seg. 5	Lap Time	km/h	Local Time
1	1.857	35.521	42.237	30.218	25.013	2'14.846	215.8	9:44'52.995
2	1.809	33.453	40.562	28.600	24.015	2'08.439	227.2	9:47'01.434
3	1.794	32.417	39.340	28.770	24.068	2'06.389	233.6	9:49'07.823
4	1.798	32.041	39.039	28.269	24.037	2'05.184	225.8	9:51'13.007
5	1.780	31.777	39.095	27.709	23.496	2'03.857	230.6	9:53'16.864
6	1.777	31.131	37.738	27.616	23.606	2'01.868	236.7	9:55'18.732

17° 55 I. MIKHALCHIK (2'01.885)

Lap	Seg. 1	Seg. 2	Seg. 3	Seg. 4	Seg. 5	Lap Time	km/h	Local Time
1			47.451	33.553	39.586			9:43'32.151
2			41.848	31.396	25.722	4'21.246 P		9:47'53.397
3	1.866	32.856	40.031	29.112	25.216	2'09.081	226.7	9:50'02.478
4	1.847	31.568	38.797	29.187	24.034	2'05.433	231.6	9:52'07.911
5	1.814	30.797	37.894	27.881	23.499	2'01.885	235.7	9:54'09.796
6	1.806	30.555	38.776	27.500	23.462	2'02.099	236.2	9:56'11.895

18° 69 O. JEZEK (2'01.953)

Lap	Seg. 1	Seg. 2	Seg. 3	Seg. 4	Seg. 5	Lap Time	km/h	Local Time
1	1.922	34.479	44.860	31.661	26.443	2'12.692	214.1	9:44'37.965
2	1.845	32.994	40.032	28.642	24.600	2'08.113	227.2	9:46'46.078
3	1.845	32.118	39.113	28.127	24.349	2'05.552	228.6	9:48'51.630
4	1.840	32.073	38.694	28.073	24.097	2'04.777	228.2	9:50'56.407
5	1.818	31.320	38.231	28.108	24.160	2'03.637	233.6	9:53'00.044
6	1.811	31.112	38.059	27.365	23.606	2'01.953	235.7	9:55'01.997

19° 19 K. WAHR (2'02.055)

Lap	Seg. 1	Seg. 2	Seg. 3	Seg. 4	Seg. 5	Lap Time	km/h	Local Time
1	1.879	32.838	40.123	29.411	25.109	2'07.659	212.8	9:42'40.151
2	1.868	32.787	39.606	28.144	23.871	2'06.276	216.2	9:46'54.086
3	1.859	31.620	38.066	27.600	23.641	2'02.786	215.8	9:48'56.872
4	1.836	31.070	37.937	27.659	23.553	2'02.055	224.3	9:50'58.927
5	1.820	31.008	38.163	27.599	23.541	2'02.131	229.6	9:53'01.058
6	1.839	31.515	38.049	27.212	23.659	2'02.274	222.5	9:55'03.332

20° 38 H. SOOMER (2'02.604)

Lap	Seg. 1	Seg. 2	Seg. 3	Seg. 4	Seg. 5	Lap Time	km/h	Local Time
1	1.951	34.824	44.006	31.879	27.166	2'11.802	205.5	9:45'12.341
2	1.828	32.590	39.110	28.802	24.662	2'06.992	231.6	9:47'19.333
3	1.844	31.905	38.653	28.286	24.007	2'04.695	226.2	9:49'24.028
4	1.861	32.263	39.320	29.070	24.040	2'06.554	218.9	9:51'30.582
5	1.849	31.914	38.148	28.063	23.753	2'03.727	224.3	9:53'34.309
6	1.820	31.349	38.074	28.050	23.311	2'02.604	235.1	9:55'36.913

21° 22 E. LAHTI (2'03.165)

Lap	Seg. 1	Seg. 2	Seg. 3	Seg. 4	Seg. 5	Lap Time	km/h	Local Time
1	1.874	34.773	43.665	32.183	26.968	2'13.694	215.4	9:42'43.732
2	1.850	33.386	40.052	29.087	24.208	2'08.583	222.0	9:44'57.426
3	1.815	32.634	38.874	28.204	24.341	2'05.868	232.1	9:49'11.877
4	1.827	32.102	38.550	28.001	24.125	2'04.605	230.1	9:51'16.482
5	1.834	31.368	38.169	27.814	23.980	2'03.165	230.1	9:53'19.647
6	1.817	31.664	38.138	27.867	23.943	2'03.429	235.7	9:55'23.076

22° 23 C. TANGRE (2'03.175)

Lap	Seg. 1	Seg. 2	Seg. 3	Seg. 4	Seg. 5	Lap Time	km/h	Local Time
1	1.947	34.820	44.706	32.109	26.206	2'14.430	204.3	9:42'55.706
2	1.937	33.505	39.696	29.994	25.162	2'10.294	207.1	9:45'10.136
3	1.866	33.148	39.421	28.605	24.869	2'07.909	221.6	9:47'20.430
4	1.887	32.858	38.983	28.799	24.222	2'06.749	218.9	9:49'28.339
5	1.874	32.112	38.487	27.823	24.007	2'04.303	222.0	9:51'35.088
6	1.861	31.745	38.152	27.557	23.860	2'03.175	224.8	9:53'39.391

23° 61 A. ZACCONE (2'03.600)

Lap	Seg. 1	Seg. 2	Seg. 3	Seg. 4	Seg. 5	Lap Time	km/h	Local Time
1	1.926	35.870	45.637	33.168	27.261	2'15.275	203.9	9:42'35.705
2	1.847	33.266	39.614	29.936	24.873	2'09.536	219.3	9:44'50.980
3								9:47'00.516

3	1.824	32.444	39.536	29.035	24.159	2'06.998	224.3	9:49'07.514
4	1.824	31.732	38.696	28.773	24.350	2'05.375	225.3	9:51'12.889
5	1.822	31.524	39.953	28.600	23.980	2'05.879	224.3	9:53'18.768
6	1.799	31.319	38.507	27.966	24.009	2'03.600	232.1	9:55'22.368

24° 10 N. CALERO (2'04.325)

Lap	Seg. 1	Seg. 2	Seg. 3	Seg. 4	Seg. 5	Lap Time	km/h	Local Time
1	1.881	35.118	44.570	33.122	28.993	2'11.037	221.6	9:44'05.082
2	1.835	32.874	40.309	29.566	24.673	2'07.179	228.2	9:46'16.119
3	1.827	33.663	39.296	28.469	24.705	2'07.179	228.2	9:48'23.298
4	1.827	33.663	39.257	28.348	25.118	2'08.213	234.1	9:50'31.511
5	1.835	33.007	39.179	27.833	24.015	2'05.869	230.1	9:52'37.380
6	1.802	34.840	38.103	28.150	24.663	2'07.558	238.3	9:54'44.938
7	1.792	32.459	38.303	27.758	24.013	2'04.325	237.7	9:56'49.263

25° 44 R. ROLFO (2'04.518)

Lap	Seg. 1	Seg. 2	Seg. 3	Seg. 4	Seg. 5	Lap Time	km/h	Local Time
1	1.988	36.639	45.545	32.517	27.412	2'14.830	203.9	9:42'29.408
2	1.905	32.954	41.284	29.589	25.330	2'07.908	211.5	9:44'44.238
3	1.841	31.866	38.771	28.616	24.666	2'05.760	232.1	9:46'52.146
4	1.852	31.870	38.617	28.110	24.069	2'04.518	223.4	9:48'57.906
5	1.843	31.986	38.748	28.384	23.941	2'04.902	233.6	9:51'02.424
6	1.834	31.791	38.521	28.364	24.550	2'05.060	232.1	9:53'07.326
7								9:55'12.386

26° 35 S. HILL (2'04.549)

Lap	Seg. 1	Seg. 2	Seg. 3	Seg. 4	Seg. 5	Lap Time	km/h	Local Time
1	1.870	34.419	45.791	31.609	27.750	2'11.918	226.7	9:44'51.866
2	1.829	32.871	41.429	29.005	25.195	2'07.226	231.1	9:46'59.092
3	1.838	32.632	38.968	27.878	24.463	2'05.779	228.2	9:49'04.871
4	1.819	32.045	38.660	29.545	24.882	2'06.951	233.6	9:51'11.822
5	1.848	32.314	38.687	28.338	24.828	2'06.015	231.6	9:53'17.837
6	1.846	31.798	38.443	28.031	24.431	2'04.549	229.1	9:55'22.386

27° 12 C. GOBBI (2'05.369)

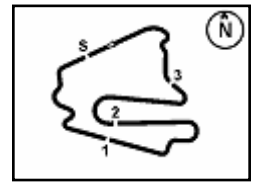
Lap	Seg. 1	Seg. 2	Seg. 3	Seg. 4	Seg. 5	Lap Time	km/h	Local Time
1	1.916	35.234	48.632	32.679	26.961	2'14.816	212.0	9:43'11.428
2	1.853	34.125	40.680	29.687	25.404	2'11.749	222.9	9:45'26.244
3	1.834	33.213	40.140	29.566	24.977	2'09.670	233.1	9:47'37.993
4	1.845	32.926	39.461	30.153	25.063	2'09.448	227.2	9:49'47.663
5	1.838	32.614	38.957	29.400	25.733	2'08.542	229.1	9:51'57.111
6	1.830	32.835	38.303	28.022	24.379	2'05.369	224.3	9:54'05.653
7								9:56'11.022

28° 11 C. GAMARINO (2'05.467)

Lap	Seg. 1	Seg. 2	Seg. 3	Seg. 4	Seg. 5	Lap Time	km/h	Local Time
1	1.906	40.240	44.794	31.978	26.570	2'20.628	209.9	9:42'27.176
2	1.947	33.354	40.495	29.237	24.463	2'09.496	203.1	9:44'47.804
3	1.836	31.889	39.157	28.543	24.042	2'05.467	220.2	9:46'57.300
4								9:49'02.767

29° 83 L. EPIS (2'05.831)

Lap	Seg. 1	Seg. 2	Seg. 3	Seg. 4	Seg. 5	Lap Time	km/h	Local Time
1	1.881	36.575	45.648	33.830	27.696	2'13.193		



German Round, 16-17-18 September 2016

World Supersport - Chronological Analysis Free Practice 3rd Session

4	1.812	33.192	39.446	29.991	39.874	2'24.315 P	228.6	9:51'26.363
5			40.570	29.899	24.541	3'43.001 P		9:55'09.364

32° 49 C. TOBOLEWSKI (2'09.688)								
Lap	Seg. 1	Seg. 2	Seg. 3	Seg. 4	Seg. 5	Lap Time	km/h	Local Time
			49.171	34.509	27.711			9:42'49.932
1	2.090	36.822	42.865	31.158	26.054	2'18.989	187.5	9:45'08.921
2	1.989	34.694	41.651	29.896	24.960	2'13.190	198.3	9:47'22.111
3	1.958	34.074	41.176	30.585	25.432	2'13.225	200.9	9:49'35.336
4	1.956	34.461	40.999	29.952	25.428	2'12.796	200.9	9:51'48.132
5	1.910	33.989	41.139	30.141	25.041	2'12.220	213.6	9:54'00.352
6	1.926	33.597	40.694	28.763	24.708	2'09.688	209.1	9:56'10.040

33° 6 D. STIRPE (2'12.633)								
Lap	Seg. 1	Seg. 2	Seg. 3	Seg. 4	Seg. 5	Lap Time	km/h	Local Time
			50.608	34.512	43.759			9:43'15.323
1			47.303	33.255	28.037	5'07.945 P		9:48'23.268
2	1.994	36.079	43.403	31.891	26.724	2'20.091	198.6	9:50'43.359
3	1.949	35.525	42.384	30.863	25.996	2'16.717	202.4	9:53'00.076
4	1.872	33.833	41.206	29.884	25.838	2'12.633	216.7	9:55'12.709

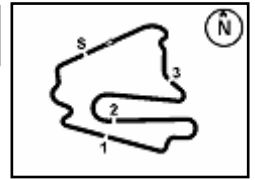
34° 50 B. ORTT (2'13.068)								
Lap	Seg. 1	Seg. 2	Seg. 3	Seg. 4	Seg. 5	Lap Time	km/h	Local Time
			48.528	35.280	28.501			9:42'39.797
1	1.905	37.619	43.259	31.900	26.859	2'21.542	218.9	9:45'01.339
2	1.926	35.545	42.178	32.373	25.923	2'17.945	207.5	9:47'19.284
3	1.871	34.989	42.225	31.022	25.614	2'15.721	223.9	9:49'35.005
4	1.871	35.129	42.187	31.258	25.911	2'16.356	219.3	9:51'51.361
5	1.859	34.080	41.712	30.654	25.412	2'13.717	227.2	9:54'05.078
6	1.875	34.167	40.946	30.640	25.440	2'13.068	221.1	9:56'18.146

35° 7 A. LICCIARDI								
Lap	Seg. 1	Seg. 2	Seg. 3	Seg. 4	Seg. 5	Lap Time	km/h	Local Time
			59.195	38.838	46.408			9:43'23.736

P = Pits In/Out - C = Lap-Time Cancelled

These data/results cannot be reproduced, stored and/or transmitted in whole or in part by any manner of electronic, mechanical, photocopying, recording, broadcasting or otherwise now known or herein after developed without the previous express consent by the copyright owner, except for reproduction in daily press and regular printed publications on sale to the public within 60 days of the event related to those data/results and always provided that copyright symbol appears together as follows below.

© DORNA WSBK ORGANIZATION Srl 2016

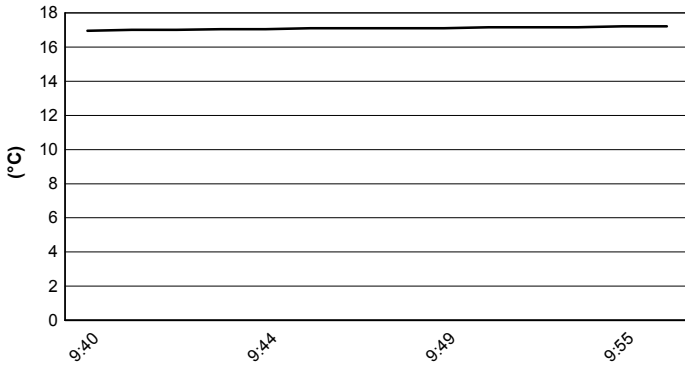


Lausitzring 4.265 m

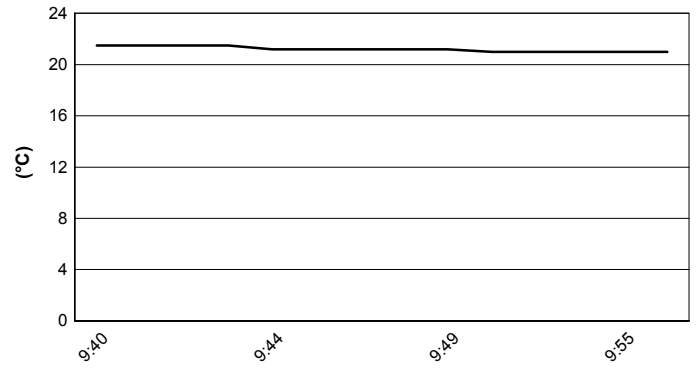
German Round, 16-17-18 September 2016
World Supersport - Weather Report Free Practice 3rd Session

Session started **9:40** Session ended **9:57**

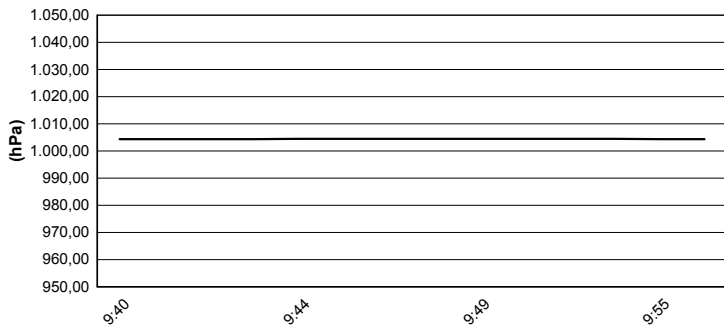
Air Temperature



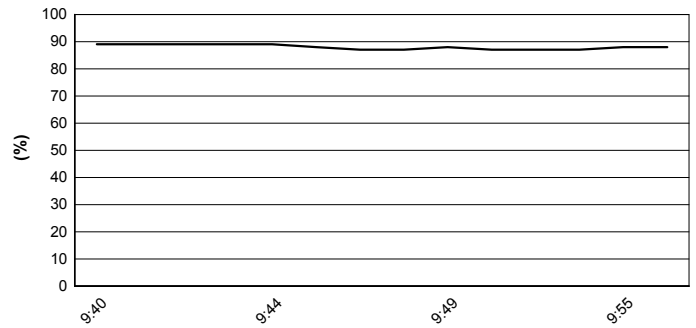
Track Temperature



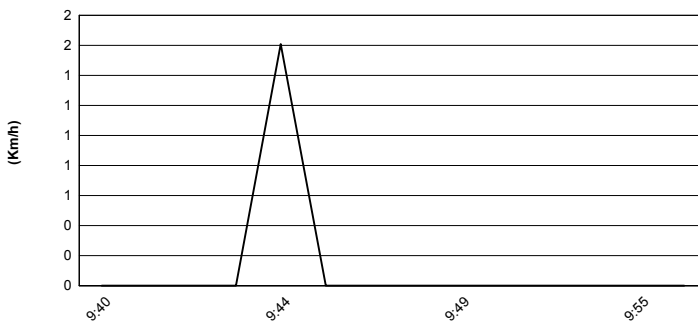
Air Pressure



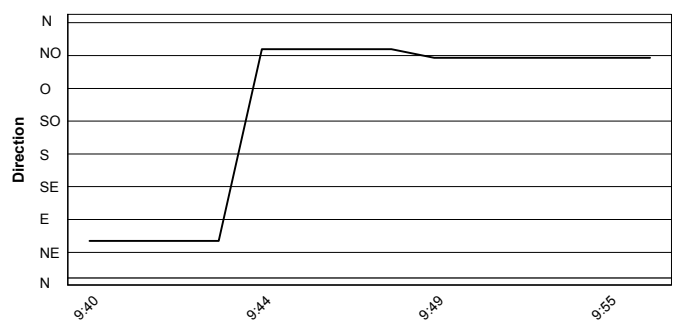
Humidity



Wind Speed



Wind Direction



These data/results cannot be reproduced, stored and/or transmitted in whole or in part by any manner of electronic, mechanical, photocopying, recording, broadcasting or otherwise now known or herein after developed without the previous express consent by the copyright owner, except for reproduction in daily press and regular printed publications on sale to the public within 60 days of the event related to those data/results and always provided that copyright symbol appears together as follows below.
© DORNA WSBK ORGANIZATION Srl 2016

