SUPERSPORT FIM WORLD CHAMPIONSHIP

40
WorldSSP
102/11

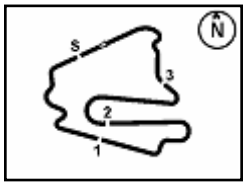

German Round, 16-17-18 September 2016

World Supersport - Chronological Analysis Warm Up

Lausitzring 4.265 m

1° 1 K. SOFUOGLU (1'41.328)

Lap	Seg. 1	Seg. 2	Seg. 3	Seg. 4	Seg. 5	Lap Time	km/h	Local Time
			34.065	23.799	21.229			9:01'53.838
1	**1.699**	26.933	33.030	24.137	28.472	1'54.271	250.5	9:03'48.109
2	3.381	33.570	39.690	23.546	20.156	2'00.343		9:05'48.452
3	1.735	25.699	31.837	23.169	20.630	1'43.070	247.6	9:07'31.522
4	1.729	25.319	31.949	**22.820**	19.959	1'41.776	248.2	9:09'13.298
5	1.715	25.191	32.683	25.006	20.442	1'45.037	250.5	9:10'58.335
6	1.718	**25.141**	32.022	22.910	20.076	1'41.867	249.9	9:12'40.202
7	1.714	25.202	**31.638**	22.898	**19.876**	**1'41.328**	**251.1**	9:14'21.530
8	1.714	35.944	44.669	27.483	35.632	2'25.442 P	**251.1**	9:16'46.972

2° 66 N. TUULI (1'41.811)

Lap	Seg. 1	Seg. 2	Seg. 3	Seg. 4	Seg. 5	Lap Time	km/h	Local Time
			34.620	24.535	21.229			9:01'53.378
1	1.713	27.100	32.522	24.249	20.463	1'46.047	238.8	9:03'39.425
2	**1.699**	26.259	31.982	23.166	20.214	1'43.320	**251.7**	9:05'22.745
3	1.703	25.917	31.921	23.062	20.073	1'42.676	251.1	9:07'05.421
4	1.724	25.630	31.866	23.018	19.997	1'42.235	248.2	9:08'47.656
5	1.721	**25.386**	**31.739**	23.008	**19.957**	**1'41.811**	248.8	9:10'29.467
6	1.722	25.623	31.805	23.058	20.044	1'42.252	248.8	9:12'11.719
7	1.720	25.450	31.740	22.975	20.180	1'42.065	248.8	9:13'53.784
8	1.726	25.411	32.012	**22.948**	20.100	1'42.197	248.2	9:15'35.981

3° 71 C. BERGMAN (1'42.107)

Lap	Seg. 1	Seg. 2	Seg. 3	Seg. 4	Seg. 5	Lap Time	km/h	Local Time
			36.211	25.925	21.910			9:01'52.761
1	1.765	26.702	33.157	24.441	20.550	1'46.615	240.4	9:03'39.376
2	1.743	26.143	32.686	23.378	20.159	1'44.109	246.5	9:05'23.485
3	**1.711**	33.544	41.091	26.824	20.570	2'03.740	**250.5**	9:07'27.225
4	1.747	25.486	32.174	23.334	20.116	1'42.857	245.9	9:09'10.082
5	1.737	27.109	35.799	24.147	20.836	1'49.628	247.0	9:10'59.710
6	1.721	25.339	32.515	**22.995**	**19.953**	1'42.523	249.9	9:12'42.233
7	1.728	**25.106**	**32.036**	23.092	20.145	**1'42.107**	248.8	9:14'24.340
8	1.725	25.326	32.398	23.202	20.060	1'42.711	248.8	9:16'07.051

4° 2 P. JACOBSEN (1'42.118)

Lap	Seg. 1	Seg. 2	Seg. 3	Seg. 4	Seg. 5	Lap Time	km/h	Local Time
			34.596	24.758	20.848			9:02'05.539
1	1.710	26.188	32.978	24.044	20.224	1'45.144	251.1	9:03'50.683
2	1.710	28.119	36.774	23.708	20.226	1'50.537	239.9	9:05'41.220
3	1.714	25.720	32.505	23.541	20.078	1'43.558	250.5	9:07'24.778
4	1.691	30.278	37.244	23.519	19.999	1'52.731	254.0	9:09'17.509
5	1.702	25.427	32.114	23.231	20.450	1'42.924	251.7	9:11'00.433
6	**1.677**	25.683	32.299	25.137	20.946	1'45.742	**255.9**	9:12'46.175
7	1.696	25.846	32.343	24.748	20.162	1'44.795	252.8	9:14'30.970
8	1.699	**25.290**	**32.051**	**23.221**	**19.857**	**1'42.118**	252.3	9:16'13.088

5° 16 J. CLUZEL (1'42.296)

Lap	Seg. 1	Seg. 2	Seg. 3	Seg. 4	Seg. 5	Lap Time	km/h	Local Time
			34.574	24.785	20.903			9:02'22.536
1	1.770	26.515	33.210	24.463	21.116	1'47.074	235.1	9:04'09.610
2	1.738	26.046	37.361	23.925	20.363	1'49.433	247.0	9:05'59.043
3	1.743	25.783	31.962	23.417	20.214	1'43.119	246.5	9:07'42.162
4	**1.728**	26.778	32.756	30.855	21.199	1'53.316	**249.3**	9:09'35.478
5	1.736	25.563	31.925	**23.343**	20.241	1'42.808	247.6	9:11'18.286
6	1.730	25.534	31.995	23.353	20.223	1'42.835	248.8	9:13'01.121
7	1.738	25.356	**31.780**	23.600	**20.147**	1'42.621	247.0	9:14'43.742
8	1.734	**25.209**	31.783	23.395	20.175	**1'42.296**	247.6	9:16'26.038

6° 25 A. BALDOLINI (1'42.364)

Lap	Seg. 1	Seg. 2	Seg. 3	Seg. 4	Seg. 5	Lap Time	km/h	Local Time
			35.300	24.938	20.883			9:02'01.961
1	1.712	27.669	33.176	23.862	20.462	1'46.881	249.9	9:03'48.842
2	1.717	26.144	32.647	23.974	21.225	1'45.707	251.1	9:05'34.549
3	1.745	26.161	32.201	23.260	20.301	1'43.668	246.5	9:07'18.217
4	**1.703**	30.459	36.705	23.201	20.362	1'52.430	**252.8**	9:09'10.647
5	1.722	26.506	34.363	24.854	20.646	1'48.091	249.3	9:10'58.738
6	1.733	25.427	32.141	**22.994**	20.069	**1'42.364**	248.2	9:12'41.102
7	1.715	**25.338**	**32.088**	23.274	**20.046**	1'42.461	251.1	9:14'23.563
8	1.723	25.438	32.229	23.292	20.571	1'43.253	249.9	9:16'06.816

7° 21 R. KRUMMENACHER (1'42.411)

Lap	Seg. 1	Seg. 2	Seg. 3	Seg. 4	Seg. 5	Lap Time	km/h	Local Time
			35.350	25.034	31.697			9:02'24.505
1			39.237	24.224	20.807	4'25.833 P		9:06'50.338
2	1.751	26.009	32.339	23.626	20.437	1'44.162	244.8	9:08'34.500
3	1.743	25.681	32.043	23.403	20.275	1'43.145	245.9	9:10'17.645
4	1.738	25.559	32.077	23.242	20.153	1'42.769	247.0	9:12'00.414
5	1.751	25.726	32.036	23.391	20.289	1'43.193	245.3	9:13'43.607
6	**1.734**	**25.459**	**31.877**	**23.191**	**20.150**	**1'42.411**	**247.6**	9:15'26.018

8° 81 L. STAPLEFORD (1'42.520)

Lap	Seg. 1	Seg. 2	Seg. 3	Seg. 4	Seg. 5	Lap Time	km/h	Local Time
			35.390	25.027	20.832			9:02'01.781
1	1.726	27.616	33.248	23.843	20.437	1'46.870	244.2	9:03'48.651
2	1.726	26.158	32.715	23.973	20.991	1'45.563	248.2	9:05'34.214
3	1.727	25.912	32.576	23.399	20.164	1'43.778	248.8	9:07'17.992
4	**1.708**	26.352	32.564	23.435	20.198	1'44.257	**251.1**	9:09'02.249
5	1.730	25.534	32.245	**23.114**	19.994	1'42.617	248.2	9:10'44.866
6	1.724	**25.532**	32.265	23.228	19.978	1'42.727	249.3	9:12'27.593
7	1.729	25.647	51.901	24.152	20.687	2'04.116	248.2	9:14'31.709
8	1.720	25.663	**32.044**	23.151	**19.942**	**1'42.520**	249.3	9:16'14.229

9° 64 F. CARICASULO (1'42.673)

Lap	Seg. 1	Seg. 2	Seg. 3	Seg. 4	Seg. 5	Lap Time	km/h	Local Time
			34.630	24.669	21.377			9:01'53.304
1	1.716	26.544	33.168	24.370	20.563	1'46.361	**249.3**	9:03'39.665
2	1.719	26.158	32.566	23.373	20.140	1'43.956	248.2	9:05'23.621
3	**1.710**	25.881	32.873	23.250	**20.083**	1'43.797	248.2	9:07'07.418
4	1.712	25.778	32.013	23.383	20.303	1'43.189	248.8	9:08'50.607
5	1.750	25.569	**31.971**	23.283	20.267	1'42.840	245.3	9:10'33.447
6	1.745	33.557	38.697	32.141	20.751	2'06.891	245.3	9:12'40.338
7	1.725	**25.367**	32.364	**23.128**	20.089	**1'42.673**	248.2	9:14'23.011
8	1.736	25.919	33.858	23.644	20.399	1'45.556	245.9	9:16'08.567

10° 61 A. ZACCONE (1'43.002)

Lap	Seg. 1	Seg. 2	Seg. 3	Seg. 4	Seg. 5	Lap Time	km/h	Local Time
			34.829	24.851	21.610			9:01'52.904
1	1.743	26.887	32.977	23.950	20.629	1'46.186	243.7	9:03'39.090
2	1.760	26.112	32.565	23.439	20.388	1'44.264	243.7	9:05'23.354
3	1.729	26.002	32.479	23.492	20.277	1'43.979	248.8	9:07'07.333
4	1.752	26.170	32.173	23.434	20.233	1'43.762	244.8	9:08'51.095
5	1.737	**25.627**	**32.105**	**23.429**	**20.104**	**1'43.002**	247.0	9:10'34.097
6	**1.723**	26.521	33.620	24.928	21.066	1'47.858	**249.9**	9:12'21.955
7	1.733	25.952	32.547	24.428	20.968	1'45.628	248.2	9:14'07.583
8	1.744	25.911	32.152	34.632	25.486	1'59.925	245.9	9:16'07.508

11° 77 K. RYDE (1'43.009)

Lap	Seg. 1	Seg. 2	Seg. 3	Seg. 4	Seg. 5	Lap Time	km/h	Local Time
			34.897	24.128	21.684			9:01'57.295
1	1.736	26.531	32.576	23.747	20.413	1'45.003	247.0	9:03'42.298
2	1.711	26.241	32.825	23.764	21.973	1'46.514	251.1	9:05'28.812
3	1.723	25.973	32.322	23.869	20.221	1'44.108	249.3	9:07'12.920
4	1.712	25.765	**32.134**	23.483	**20.071**	1'43.165	250.5	9:08'56.085
5	**1.697**	29.264	34.327	23.989	20.206	1'49.483	**251.7**	9:10'45.568
6	1.704	**25.632**	32.162	**23.398**	20.113	**1'43.009**	**251.7**	9:12'28.577
7	1.699	26.013	32.618	23.738	20.229	1'44.297	**251.7**	9:14'12.874
8	1.716	25.648	32.561	23.808	20.303	1'44.036	250.5	9:15'56.910

12° 87 L. ZANETTI (1'43.241)

Lap	Seg. 1	Seg. 2	Seg. 3	Seg. 4	Seg. 5	Lap Time	km/h	Local Time
			34.505	25.196	21.833			9:02'19.501
1	1.730	27.089	33.488	24.930	20.757	1'47.994	248.8	9:04'07.495
2	**1.719**	32.175	38.084	24.311	20.497	1'56.786	**250.5**	9:06'04.281
3	1.734	25.937	32.575	23.702	20.665	1'44.613	248.2	9:07'48.894
4	1.737	25.857	32.386	23.976	20.440	1'44.396	247.6	9:09'33.290
5	1.727	34.078	33.590	24.104	20.468	1'53.967	248.8	9:11'27.257
6	1.725	25.865	32.258	23.599	20.436	1'43.883	249.3	9:13'11.140
7	1.740	25.812	32.194	23.397	20.767	1'43.910	247.0	9:14'55.050
8	1.742	**25.586**	**32.158**	**23.376**	**20.379**	**1'43.241**	246.5	9:16'38.291

13° 55 I. MIKHALCHIK (1'43.255)

Lap	Seg. 1	Seg. 2	Seg. 3	Seg. 4	Seg. 5	Lap Time	km/h	Local Time
			35.603	25.057	21.297			9:02'42.526
1	1.776	26.325	33.265	23.890	20.611	1'45.867	241.5	9:04'28.393
2	1.769	26.070	32.604	23.431	20.458	1'44.332	242.0	9:06'12.725
3	1.755	25.807	32.549	23.303	20.311	1'43.725	244.8	9:07'56.450
4	1.753	25.834	32.439	23.576	20.438	1'44.040	244.8	9:09'40.490
5	1.736	**25.618**	32.674	23.316	20.225	1'43.569	**247.6**	9:11'24.059
6	1.742	25.701	36.286	23.293	20.236	1'47.258	246.5	9:13'11.317
7	**1.735**	25.752	32.424	**23.262**	20.636	1'43.809	245.9	9:14'55.126
8	1.755	25.756	**32.197**	23.353	**20.194**	**1'43.255**	243.1	9:16'38.381

P = Pits In/Out - C = Lap-Time Cancelled

These data/results cannot be reproduced, stored and/or transmitted in whole or in part by any manner of electronic, mechanical, photocopying, recording, broadcasting or otherwise now known or herein after developed without the previous express consent by the copyright owner, except for reproduction in daily press and regular printed publications on sale to the public within 60 days of the event related to those data/results and always provided that copyright symbol appears together as follows below.
© DORNA WSBK ORGANIZATION Srl 2016

PIRELLI
Official Tyre Supplier
TISSOT SWISS WATCHES SINCE 1853
Official Timekeeper

SUPERSPORT FIM WORLD CHAMPIONSHIP

40
WorldSSP
102/11

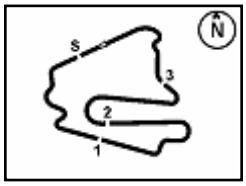

Lausitzring 4.265 m

German Round, 16-17-18 September 2016

World Supersport - Chronological Analysis Warm Up

14° 78 H. OKUBO (1'43.259)

Lap	Seg. 1	Seg. 2	Seg. 3	Seg. 4	Seg. 5	Lap Time	km/h	Local Time
			35.129	24.383	21.207			9:01'54.109
1	1.743	27.096	33.007	23.825	21.295	1'46.966	239.9	9:03'41.075
2	1.742	26.099	32.583	23.467	20.298	1'44.189	246.5	9:05'25.264
3	1.739	25.916	32.432	23.288	20.339	1'43.714	247.0	9:07'08.978
4	**1.725**	27.163	32.791	23.695	20.475	1'45.849	**248.2**	9:08'54.827
5	1.748	26.256	40.049	23.374	**20.242**	1'51.669	245.3	9:10'46.496
6	1.731	**25.625**	32.250	23.351	20.379	1'43.336	247.6	9:12'29.832
7	1.737	25.740	32.254	**23.269**	20.289	1'43.289	247.0	9:14'13.121
8	1.732	25.728	**32.041**	23.509	20.249	**1'43.259**	247.6	9:15'56.380

15° 63 Z. KHAIRUDDIN (1'43.289)

Lap	Seg. 1	Seg. 2	Seg. 3	Seg. 4	Seg. 5	Lap Time	km/h	Local Time
			34.725	24.921	21.194			9:02'25.767
1	1.735	26.290	32.840	23.813	20.713	1'45.391	247.6	9:04'11.158
2	1.719	28.259	39.246	25.759	21.014	1'55.997	250.5	9:06'07.155
3	1.724	26.067	32.452	23.732	20.479	1'44.454	249.3	9:07'51.609
4	1.726	25.877	32.235	23.708	20.528	1'44.074	248.8	9:09'35.683
5	**1.698**	26.165	**32.121**	23.477	20.508	1'43.969	**252.3**	9:11'19.652
6	1.712	**25.760**	32.195	**23.418**	**20.204**	**1'43.289**	251.1	9:13'02.941
7	1.707	36.096	34.287	23.826	20.750	1'56.666 C	249.3	9:14'59.607

16° 44 R. ROLFO (1'43.294)

Lap	Seg. 1	Seg. 2	Seg. 3	Seg. 4	Seg. 5	Lap Time	km/h	Local Time
			35.922	28.417	21.537			9:02'03.277
1	1.770	26.852	33.176	23.714	20.517	1'46.029	242.0	9:03'49.306
2	1.735	26.129	32.583	23.802	21.319	1'45.568	245.9	9:05'34.874
3	1.738	26.885	32.657	23.478	20.507	1'45.265	244.8	9:07'20.139
4	1.755	25.994	32.453	23.682	20.329	1'44.213	243.7	9:09'04.352
5	**1.732**	34.768	33.033	24.538	20.732	1'54.803 C	**248.2**	9:10'59.155
6	1.746	**25.722**	32.494	23.379	**20.208**	1'43.549	244.8	9:12'42.704
7	1.739	25.780	**32.236**	**23.287**	20.252	**1'43.294**	245.3	9:14'25.998
8	1.739	25.947	32.398	23.612	20.426	1'44.122	245.9	9:16'10.120

17° 19 K. WAHR (1'43.321)

Lap	Seg. 1	Seg. 2	Seg. 3	Seg. 4	Seg. 5	Lap Time	km/h	Local Time
			34.505	24.699	20.993			9:02'05.801
1	1.746	26.143	32.851	23.660	20.334	1'44.734	245.9	9:03'50.535
2	1.729	25.783	**32.190**	23.607	21.098	1'44.407	248.2	9:05'34.942
3	1.739	27.076	32.644	23.383	20.540	1'45.382	246.5	9:07'20.324
4	**1.725**	26.138	32.276	23.327	20.296	1'43.762	**248.8**	9:09'04.086
5	1.743	25.755	32.426	23.198	**20.230**	1'43.352	245.9	9:10'47.438
6	1.728	25.847	32.308	23.225	20.298	1'43.406	248.2	9:12'30.844
7	1.738	**25.754**	32.281	**23.135**	20.413	**1'43.321**	247.0	9:14'14.165
8	1.742	28.777	34.063	23.440	20.677	1'48.699	246.5	9:16'02.864

18° 47 A. BASSANI (1'43.389)

Lap	Seg. 1	Seg. 2	Seg. 3	Seg. 4	Seg. 5	Lap Time	km/h	Local Time
			35.194	24.885	21.404			9:01'53.797
1	1.706	27.238	32.935	23.769	20.843	1'46.491	251.7	9:03'40.288
2	**1.687**	26.324	32.522	23.487	20.252	1'44.272	254.0	9:05'24.560
3	1.691	39.048	33.001	23.535	20.402	1'57.677 C	**254.6**	9:07'22.237
4	1.710	25.898	32.327	23.412	20.306	1'43.653	251.1	9:09'05.890
5	1.714	25.929	32.359	**23.244**	**20.217**	1'43.463	249.9	9:10'49.353
6	1.715	25.884	32.248	23.319	20.223	**1'43.389**	249.9	9:12'32.742
7	1.712	**25.816**	**32.130**	23.382	20.486	1'43.526	251.1	9:14'16.268
8	1.723	25.904	32.189	23.483	**20.217**	1'43.516	249.3	9:15'59.784

19° 11 C. GAMARINO (1'43.494)

Lap	Seg. 1	Seg. 2	Seg. 3	Seg. 4	Seg. 5	Lap Time	km/h	Local Time
			34.428	24.965	25.340			9:02'18.580
1	1.816	27.398	33.395	24.195	21.040	1'47.844	237.2	9:04'06.424
2	1.743	30.726	36.477	24.522	20.576	1'54.044	246.5	9:06'00.468
3	1.760	25.921	32.811	23.745	20.434	1'44.671	243.7	9:07'45.139
4	1.752	26.160	32.930	23.935	20.425	1'45.202	244.8	9:09'30.341
5	1.765	25.941	**32.339**	23.801	20.346	1'44.192	243.1	9:11'14.533
6	1.760	28.114	39.435	27.772	20.580	1'57.661	243.7	9:13'12.194
7	1.747	**25.811**	32.464	23.512	20.398	1'43.932	245.9	9:14'56.126
8	**1.736**	25.946	32.344	**23.334**	**20.134**	**1'43.494**	**247.0**	9:16'39.620

20° 22 E. LAHTI (1'43.561)

Lap	Seg. 1	Seg. 2	Seg. 3	Seg. 4	Seg. 5	Lap Time	km/h	Local Time
			34.724	24.546	21.021			9:02'01.643
1	1.767	26.854	32.755	23.441	20.542	1'45.359	242.6	9:03'47.002
2	1.760	25.910	33.074	23.799	20.465	1'45.008	**243.7**	9:05'32.010
3	1.752	26.099	32.490	23.422	20.512	1'44.275	240.9	9:07'16.285
4	1.774	25.804	32.419	23.529	20.476	1'44.002	238.3	9:09'00.287
5	1.765	25.894	32.358	23.446	20.416	1'43.879	242.0	9:10'44.166
6	1.766	**25.686**	33.301	**23.199**	**20.205**	1'44.157	241.5	9:12'28.323
7	**1.750**	25.738	32.445	23.299	20.329	**1'43.561**	**243.7**	9:14'11.884
8	1.772	25.944	**32.355**	23.732	20.465	1'44.268	238.8	9:15'56.152

21° 65 M. CANDUCCI (1'43.591)

Lap	Seg. 1	Seg. 2	Seg. 3	Seg. 4	Seg. 5	Lap Time	km/h	Local Time
			36.067	24.827	21.529			9:02'18.516
1	1.742	27.216	33.473	24.195	20.869	1'47.495	244.2	9:04'06.011
2	**1.734**	26.807	33.144	24.302	20.971	1'46.958	244.2	9:05'52.969
3	1.768	26.664	33.079	24.056	20.631	1'46.198	242.6	9:07'39.167
4	1.760	26.158	32.427	24.003	20.580	1'44.928	243.7	9:09'24.095
5	1.755	25.884	32.323	23.842	20.647	1'44.451	244.8	9:11'08.546
6	1.759	26.426	32.556	23.856	20.524	1'45.121	244.2	9:12'53.667
7	1.757	**25.650**	32.106	23.868	**20.433**	1'43.814	244.2	9:14'37.481
8	1.750	25.748	**32.083**	**23.530**	20.480	**1'43.591**	**245.3**	9:16'21.072

22° 69 O. JEZEK (1'43.838)

Lap	Seg. 1	Seg. 2	Seg. 3	Seg. 4	Seg. 5	Lap Time	km/h	Local Time
			34.554	24.248	20.906			9:01'54.785
1	1.732	27.115	33.076	23.849	21.025	1'46.797	247.0	9:03'41.582
2	**1.728**	26.422	32.908	23.567	20.558	1'45.183	**248.2**	9:05'26.765
3	1.752	26.067	32.742	23.637	20.631	1'44.829	244.8	9:07'11.594
4	1.758	25.891	32.635	23.463	**20.487**	1'44.234	243.7	9:08'55.828
5	1.751	25.925	32.534	23.363	20.592	1'44.165	245.3	9:10'39.993
6	1.753	25.847	32.579	23.407	20.510	1'44.096	244.8	9:12'24.089
7	1.753	30.436	37.827	23.561	20.552	1'54.129	244.8	9:14'18.218
8	1.752	**25.768**	**32.453**	**23.311**	20.554	**1'43.838**	244.8	9:16'02.056

23° 38 H. SOOMER (1'44.059)

Lap	Seg. 1	Seg. 2	Seg. 3	Seg. 4	Seg. 5	Lap Time	km/h	Local Time
			35.850	24.945	21.053			9:01'58.374
1	1.762	27.019	33.909	24.203	20.929	1'47.822	244.8	9:03'46.196
2	1.749	26.543	33.137	23.756	20.467	1'45.652	245.9	9:05'31.848
3	1.757	27.302	32.703	23.523	20.525	1'45.810	244.8	9:07'17.658
4	1.751	26.338	33.357	**23.469**	20.381	1'45.296	245.3	9:09'02.954
5	1.740	25.947	32.560	23.478	20.373	1'44.098	247.0	9:10'47.052
6	1.737	**25.884**	**32.328**	23.663	20.448	1'44.060	**247.6**	9:12'31.112
7	**1.736**	37.836	32.652	23.533	20.291	1'56.048 C	**247.6**	9:14'27.160
8	1.747	26.112	32.394	23.474	**20.332**	**1'44.059**	246.5	9:16'11.219

24° 6 D. STIRPE (1'44.182)

Lap	Seg. 1	Seg. 2	Seg. 3	Seg. 4	Seg. 5	Lap Time	km/h	Local Time
			35.639	24.760	21.887			9:01'54.470
1	1.717	27.071	32.972	23.982	21.070	1'46.812	**249.9**	9:03'41.282
2	**1.714**	26.347	32.673	23.602	20.538	1'44.874	249.3	9:05'26.156
3	1.718	**26.005**	32.562	23.617	**20.509**	1'44.411	249.3	9:07'10.567
4	1.721	40.807	41.161	23.747	20.612	2'08.048 C	248.8	9:09'18.615
5	1.722	26.203	33.050	29.695	29.137	1'59.807	249.3	9:11'18.422
6	1.715	26.013	**32.472**	**23.470**	20.512	**1'44.182**	**249.9**	9:13'02.604
7	1.723	26.687	37.479	25.434	21.974	1'53.297	248.8	9:14'55.901
8	1.722	26.493	35.346	25.860	35.646	2'05.067 P	249.3	9:17'00.968

25° 111 K. SMITH (1'44.283)

Lap	Seg. 1	Seg. 2	Seg. 3	Seg. 4	Seg. 5	Lap Time	km/h	Local Time
			34.340	24.863	21.553			9:01'53.224
1	1.742	27.080	33.274	24.015	20.832	1'46.943	245.3	9:03'40.167
2	**1.723**	26.121	32.579	**23.491**	20.394	1'44.308	**248.8**	9:05'24.475
3	1.731	**26.012**	**32.373**	23.628	20.567	1'44.311	248.2	9:07'08.786
4	1.726	26.033	32.595	24.227	35.924	2'00.505 P	**248.8**	9:09'09.291
5			32.941	23.725	20.584	3'12.326 P		9:12'21.617
6	1.760	26.059	32.600	23.524	20.472	1'44.415	243.7	9:14'06.032
7	1.751	26.210	32.439	23.513	**20.370**	**1'44.283**	245.3	9:15'50.315

26° 10 N. CALERO (1'44.516)

Lap	Seg. 1	Seg. 2	Seg. 3	Seg. 4	Seg. 5	Lap Time	km/h	Local Time
			34.689	24.415	20.909			9:02'22.897
1	1.750	26.725	32.981	24.414	21.116	1'46.986	243.7	9:04'09.883
2	1.720	26.622	35.312	30.517	21.528	1'55.699	249.9	9:06'05.582
3	**1.712**	26.374	32.867	25.086	20.911	1'46.950	**251.1**	9:07'52.532
4	1.728	26.568	32.952	23.963	20.655	1'45.866	248.8	9:09'38.398
5	1.740	26.356	33.229	24.274	**20.392**	1'45.991	247.0	9:11'24.389
6	1.738	**25.857**	**32.610**	**23.769**	20.542	**1'44.516**	247.6	9:13'08.905
7	1.750	34.769	34.414	24.081	20.833	1'55.847 C	245.9	9:15'04.752

P = Pits In/Out - C = Lap-Time Cancelled

These data/results cannot be reproduced, stored and/or transmitted in whole or in part by any manner of electronic, mechanical, photocopying, recording, broadcasting or otherwise now known or herein after developed without the previous express consent by the copyright owner, except for reproduction in daily press and regular printed publications on sale to the public within 60 days of the event related to those data/results and always provided that copyright symbol appears together as follows below.
© DORNA WSBK ORGANIZATION Srl 2016

PIRELLI
Official Tyre Supplier
TISSOT SWISS WATCHES SINCE 1853
Official Timekeeper

SUPERSPORT FIM WORLD CHAMPIONSHIP

40
WorldSSP
102/11

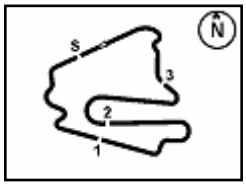

Lausitzring 4.265 m

German Round, 16-17-18 September 2016

World Supersport - Chronological Analysis Warm Up

27° 83 L. EPIS (1'44.675)

Lap	Seg. 1	Seg. 2	Seg. 3	Seg. 4	Seg. 5	Lap Time	km/h	Local Time
			34.128	24.670	21.070			9:01'48.435
1	1.771	27.131	33.295	24.521	21.127	1'47.845	242.6	9:03'36.280
2	1.769	26.563	33.111	24.093	20.777	1'46.313	242.6	9:05'22.593
3	1.761	26.595	33.329	23.765	20.435	1'45.885	243.7	9:07'08.478
4	1.741	**25.915**	**32.689**	23.897	**20.433**	**1'44.675**	246.5	9:08'53.153
5	1.745	25.942	32.946	23.710	20.535	1'44.878	245.9	9:10'38.031
6	1.750	25.962	33.084	23.865	20.678	1'45.339	244.8	9:12'23.370
7	1.745	26.073	32.785	**23.627**	20.556	1'44.786	245.9	9:14'08.156
8	**1.731**	28.210	33.565	24.482	20.638	1'48.626	**247.6**	9:15'56.782

28° 4 G. REA (1'44.737)

Lap	Seg. 1	Seg. 2	Seg. 3	Seg. 4	Seg. 5	Lap Time	km/h	Local Time
			35.643	25.334	21.693			9:02'18.367
1	1.766	27.230	33.387	24.289	20.848	1'47.520	243.1	9:04'05.887
2	1.758	26.196	32.764	**23.621**	**20.398**	**1'44.737**	244.2	9:05'50.624
3	**1.741**	**25.964**	**32.240**	30.775	1'04.580	2'35.300 P	**246.5**	9:08'25.924

29° 12 C. GOBBI (1'45.085)

Lap	Seg. 1	Seg. 2	Seg. 3	Seg. 4	Seg. 5	Lap Time	km/h	Local Time
			33.907	24.638	20.961			9:02'19.717
1	**1.723**	26.931	33.462	24.022	20.634	1'46.772	**249.3**	9:04'06.489
2	1.732	26.568	33.241	24.069	20.888	1'46.498	246.5	9:05'52.987
3	1.750	29.075	35.883	24.275	20.559	1'51.542	245.3	9:07'44.529
4	1.747	26.625	33.369	23.994	**20.447**	1'46.182	245.3	9:09'30.711
5	1.735	**26.075**	**32.642**	**23.890**	20.743	**1'45.085**	247.6	9:11'15.796
6	1.741	28.379	35.344	24.531	32.929	2'02.924 P	246.5	9:13'18.720
7			34.266	24.288	20.844	2'41.510 P		9:16'00.230

30° 23 C. TANGRE (1'45.569)

Lap	Seg. 1	Seg. 2	Seg. 3	Seg. 4	Seg. 5	Lap Time	km/h	Local Time
			35.441	25.022	22.275			9:01'57.455
1	1.777	27.504	33.685	25.313	21.300	1'49.579	241.5	9:03'47.034
2	1.767	26.475	33.024	24.813	21.478	1'47.557	243.1	9:05'34.591
3	**1.755**	26.887	32.956	24.263	20.880	1'46.741	**244.8**	9:07'21.332
4	1.763	26.500	32.899	23.935	**20.819**	1'45.916	243.1	9:09'07.248
5	1.771	26.577	32.712	24.042	21.051	1'46.153	242.0	9:10'53.401
6	1.782	26.162	32.804	23.955	20.866	**1'45.569**	240.9	9:12'38.970
7	1.786	26.239	32.981	23.925	20.976	1'45.907	239.9	9:14'24.877
8	1.758	**26.016**	**32.683**	**23.810**	24.375	1'48.642	243.1	9:16'13.519

31° 35 S. HILL (1'45.875)

Lap	Seg. 1	Seg. 2	Seg. 3	Seg. 4	Seg. 5	Lap Time	km/h	Local Time
			36.058	24.836	21.130			9:01'58.751
1	**1.752**	26.802	33.422	24.195	21.031	1'47.202	**244.8**	9:03'45.953
2	1.760	46.629	43.686	25.836	21.646	2'19.557 C	243.7	9:06'05.510
3	1.760	26.657	33.267	24.305	20.806	1'46.795	244.2	9:07'52.305
4	1.763	**26.412**	33.169	24.592	20.829	1'46.765	243.7	9:09'39.070
5	1.760	26.487	33.072	24.269	**20.697**	1'46.285	243.7	9:11'25.355
6	1.753	26.448	37.242	24.563	21.182	1'51.188	**244.8**	9:13'16.543
7	1.774	26.484	**32.973**	**23.883**	20.761	**1'45.875**	242.0	9:15'02.418

32° 50 B. ORTT (1'46.137)

Lap	Seg. 1	Seg. 2	Seg. 3	Seg. 4	Seg. 5	Lap Time	km/h	Local Time
			35.928	26.699	37.422			9:02'25.201
1			34.438	24.974	21.358	3'09.113 P		9:05'34.314
2	1.781	28.024	33.689	24.745	21.053	1'49.292	240.9	9:07'23.606
3	1.766	26.733	33.437	24.392	21.291	1'47.619	243.1	9:09'11.225
4	1.764	26.691	33.504	25.861	21.521	1'49.341	243.1	9:11'00.566
5	**1.755**	26.579	33.064	24.264	20.971	1'46.633	**244.8**	9:12'47.199
6	1.764	**26.330**	33.225	24.134	**20.867**	1'46.320	243.1	9:14'33.519
7	1.767	26.391	**33.047**	**24.002**	20.930	**1'46.137**	242.6	9:16'19.656

33° 49 C. TOBOLEWSKI (1'52.811)

Lap	Seg. 1	Seg. 2	Seg. 3	Seg. 4	Seg. 5	Lap Time	km/h	Local Time
			36.745	26.209	22.106			9:02'00.738
1	1.785	29.073	**35.478**	**25.261**	21.798	1'53.395	237.2	9:03'54.133
2	1.782	28.728	35.545	26.577	21.901	1'54.533	239.9	9:05'48.666
3	1.783	**28.018**	35.697	25.543	21.770	**1'52.811**	236.7	9:07'41.477
4	1.802	28.692	35.717	25.961	21.916	1'54.088	232.1	9:09'35.565
5	**1.752**	28.306	35.602	25.854	**21.652**	1'53.166	**243.7**	9:11'28.731
6	1.772	28.897	36.264	26.033	22.045	1'55.011	242.0	9:13'23.742
7	1.791	28.655	36.365	25.887	21.856	1'54.554	237.2	9:15'18.296

P = Pits In/Out - C = Lap-Time Cancelled

These data/results cannot be reproduced, stored and/or transmitted in whole or in part by any manner of electronic, mechanical, photocopying, recording, broadcasting or otherwise now known or herein after developed without the previous express consent by the copyright owner, except for reproduction in daily press and regular printed publications on sale to the public within 60 days of the event related to those data/results and always provided that copyright symbol appears together as follows below.
© DORNA WSBK ORGANIZATION Srl 2016

PIRELLI
Official Tyre Supplier
TISSOT SWISS WATCHES SINCE 1853
Official Timekeeper