

German Round, 16-17-18 September 2016

Superstock 1000 - Biographical Entry List

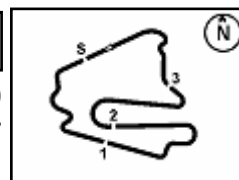
Lausitzring 4.265 m

No.	Rider (Abbreviation)			Nat	Bike Team	Wins 2016	Podiums 2016	Pole 2016	Races 2016	Tyres		
	Age	Date of Birth	Place of Birth									
1	2	TAMBURINI Roberto (Tam)	25	15/01/1991	Rimini	ITA	Aprilia RSV4 RF Nuova M2 Racing	3	6	4	13	Pirelli
2	3	SUCHET Sebastien (Suc)	25	12/11/1990	Sensales	SUI	Yamaha YZF R1 Berclaz Racing by MotoXracing			1	5	Pirelli
3	5	FACCANI Marco (Fac)	22	30/07/1994	Ravenna	ITA	Ducati Panigale R Triple-M Racing		1	1	5	Pirelli
4	9	FINSTERBUSCH Toni (Fin)	23	14/06/1993	Leipzig	GER	Kawasaki ZX-10R BCC-Racing Team		1	1	5	Pirelli
5	11	GUARNONI Jeremy (Gua)	23	28/02/1993	Toulouse	FRA	Kawasaki ZX-10R Pedercini Racing Kawasaki	4	12	3	42	Pirelli
6	12	RINALDI Michael Ruben (Rin)	20	21/12/1995	Rimini	ITA	Ducati Panigale R Aruba.it Racing - Junior Team		2		5	Pirelli
7	13	SANCHIONI Federico (San)	19	11/02/1997	Senigallia	ITA	Kawasaki ZX-10R PUNTO MOTO Corse by Clasitaly				13	Pirelli
8	14	MAZZINA Michael (Maz)	26	15/09/1990	Molbegno	ITA	Yamaha YZF R1 PATA Yamaha Official Stock Team				5	Pirelli
9	15	SANDI Federico (San)	27	12/08/1989	Voghera	ITA	Yamaha YZF R1 Berclaz Racing by MotoXracing				15	Pirelli
10	19	PUFFE Julian (Puf)	20	01/12/1995	Schleiz	GER	Kawasaki ZX-10R Agro On-Benjan-Kawasaki				5	Pirelli
11	32	MOSER Marc (Mos)	23	25/08/1993	Frankfurt Main	GER	Ducati Panigale R Triple-M Racing				27	Pirelli
12	35	DE ROSA Raffaele (DeR)	29	25/03/1987	Napoli	ITA	BMW S 1000 RR Althea BMW Racing Team	2	10	1	13	Pirelli
13	36	MERCADO Leandro (Mer)	24	15/02/1992	Cordoba	ARG	Ducati Panigale R Aruba.it Racing - Junior Team	5	11	2	35	Pirelli
14	41	D'ANNUNZIO Federico (DAn)	24	04/03/1992	Pescara	ITA	BMW S 1000 RR FDA Racing Team	2	3		14	Pirelli
15	43	MASSEI Fabio (Mas)	25	15/07/1991	Rome	ITA	Yamaha YZF R1 Team Trasimeno		2	1	53	Pirelli
16	44	TUCCI Andrea (Tuc)	21	10/05/1995	Milano	ITA	Yamaha YZF R1 Berclaz Racing by MotoXracing				4	Pirelli
17	47	HARTOG Rob (Har)	24	26/03/1992	Abbekerk	NED	Kawasaki ZX-10R Team Hartog - Jenik - Against Cancer				5	Pirelli
18	50	FONG Bobby (Fon)	25	25/10/1990	Stockton	USA	Kawasaki ZX-10R Agro On-Benjan-Kawasaki				5	Pirelli
19	51	VIONNET Eric (Vio)	22	24/06/1994	Lausanne	SUI	BMW S 1000 RR Motos Vionnet				12	Pirelli
20	54	RAZGATLIOGLU Toprak (Raz)	19	16/10/1996	Sakarya	TUR	Kawasaki ZX-10R Kawasaki Puccetti Racing				3	Pirelli
21	59	MANTOVANI Andrea (Man)	21	30/09/1994	Ferrara	ITA	Yamaha YZF R1 Guandalini Racing Yamaha				5	Pirelli
22	67	STARING Bryan (Sta)	29	01/06/1987	Perth	AUS	Kawasaki ZX-10R Agro On-Benjan-Kawasaki	3	4	1	28	Pirelli
23	70	VITALI Luca (Vit)	24	30/03/1992	Rimini	ITA	BMW S 1000 RR Team 2R Racing				4	Pirelli
24	74	CALIA Kevin (Cal)	22	09/09/1994	Castel San Pietro	ITA	Aprilia RSV4 RF Nuova M2 Racing		3	2	17	Pirelli
25	77	TESSELS Wayne (Tes)	22	21/04/1994	Nieuweigen	NED	Kawasaki ZX-10R MTM / HS Kawasaki				13	Pirelli
26	84	RUSO Riccardo (Rus)	23	10/10/1992	Maddaloni	ITA	Yamaha YZF R1 PATA Yamaha Official Stock Team			1	4	Pirelli
27	91	OPPEDISANO Luca (Opp)	26	14/08/1990	Genova	ITA	Kawasaki ZX-10R Saviofficina Racingteam			1	2	Pirelli
28	92	LEU Bryan (Leu)	23	19/10/1992	Witterswil	SUI	Yamaha YZF R1 Team Trasimeno				3	Pirelli
29	93	MERCADELLI Roberto (Mec)	22	23/09/1993	Carate Brianza	ITA	Kawasaki ZX-10R Pedercini Racing Kawasaki				2	Pirelli
30	99	CAVALLI Francesco (Cav)	24	27/01/1992	Rome	ITA	Kawasaki ZX-10R PUNTO MOTO Corse by Clasitaly				13	Pirelli
31	121	ANDREOZZI Alessandro (And)	25	02/06/1991	Macerata	ITA	Ducati Panigale R SK-Racing Team by Barni				15	Pirelli
32*	123	SALVADORI Luca (Sal)	24	02/03/1992	Milano	ITA	Yamaha YZF R1 Team Motozoo by Motoxracing				9	Pirelli

* = Wild Card

These data/results cannot be reproduced, stored and/or transmitted in whole or in part by any manner of electronic, mechanical, photocopying, recording, broadcasting or otherwise now known or herein after developed without the previous express consent by the copyright owner, except for reproduction in daily press and regular printed publications on sale to the public within 60 days of the event related to those data/results and always provided that copyright symbol appears together as follows below.

© DORNA WSBK ORGANIZATION Srl 2016



German Round, 16-17-18 September 2016

Superstock 1000 - Results Free Practice 1st Session

Lausitzring 4.265 m

1 / 2

No.	Rider	Nat	Team	Bike	Time	Gap	Rel.	Laps	Speed	
									Avg	Max
1	5 M. FACCANI	ITA	Triple-M Racing	Ducati Panigale R	1'39.891			16	153,708	275,5
2	54 T. RAZGATLIOGLU	TUR	Kawasaki Puccetti Racing	Kawasaki ZX-10R	1'39.931	0.040	0.040	17	153,646	276,2
3	35 R. DE ROSA	ITA	Althea BMW Racing Team	BMW S 1000 RR	1'40.035	0.144	0.104	20	153,486	279,1
4	12 M. RINALDI	ITA	Aruba.it Racing - Junior Team	Ducati Panigale R	1'40.280	0.389	0.245	15	153,111	276,2
5	2 R. TAMBURINI	ITA	Nuova M2 Racing	Aprilia RSV4 RF	1'40.350	0.459	0.070	12	153,004	270,7
6	11 J. GUARNONI	FRA	Pedercini Racing Kawasaki	Kawasaki ZX-10R	1'40.465	0.574	0.115	17	152,829	274,1
7	70 L. VITALI	ITA	Team 2R Racing	BMW S 1000 RR	1'41.034	1.143	0.569	18	151,969	273,4
8	74 K. CALIA	ITA	Nuova M2 Racing	Aprilia RSV4 RF	1'41.263	1.372	0.229	18	151,625	276,2
9	59 A. MANTOVANI	ITA	Guandalini Racing Yamaha	Yamaha YZF R1	1'41.292	1.401	0.029	13	151,582	271,4
10	121 A. ANDREOZZI	ITA	SK-Racing Team by Barni	Ducati Panigale R	1'41.351	1.460	0.059	18	151,493	269,3
11	15 F. SANDI	ITA	Berclaz Racing by MotoXracing	Yamaha YZF R1	1'41.531	1.640	0.180	18	151,225	273,4
12	36 L. MERCADO	ARG	Aruba.it Racing - Junior Team	Ducati Panigale R	1'41.859	1.968	0.328	14	150,738	274,8
13	50 B. FONG	USA	Agro On-Benjan-Kawasaki	Kawasaki ZX-10R	1'41.904	2.013	0.045	17	150,671	270,0
14	32 M. MOSER	GER	Triple-M Racing	Ducati Panigale R	1'42.252	2.361	0.348	18	150,158	266,0
15	41 F. D'ANNUNZIO	ITA	FDA Racing Team	BMW S 1000 RR	1'42.282	2.391	0.030	19	150,114	269,3
16	47 R. HARTOG	NED	Team Hartog - Jenik - Against Cancer	Kawasaki ZX-10R	1'42.299	2.408	0.017	20	150,089	271,4
17	51 E. VIONNET	SUI	Motos Vionnet	BMW S 1000 RR	1'42.351	2.460	0.052	20	150,013	270,0
18	84 R. RUSSO	ITA	PATA Yamaha Official Stock Team	Yamaha YZF R1	1'42.414	2.523	0.063	17	149,921	276,2
19	77 W. TESSELS	NED	MTM / HS Kawasaki	Kawasaki ZX-10R	1'42.539	2.648	0.125	4	149,738	267,3
20	19 J. PUFFE	GER	Agro On-Benjan-Kawasaki	Kawasaki ZX-10R	1'42.550	2.659	0.011	19	149,722	271,4
21	67 B. STARING	AUS	Agro On-Benjan-Kawasaki	Kawasaki ZX-10R	1'42.752	2.861	0.202	21	149,428	271,4
22	123 L. SALVADORI	ITA	Team Motozoo by MotoXracing	Yamaha YZF R1	1'42.770	2.879	0.018	19	149,402	273,4
23	3 S. SUCHET	SUI	Berclaz Racing by MotoXracing	Yamaha YZF R1	1'43.083	3.192	0.313	18	148,948	273,4
24	44 A. TUCCI	ITA	Berclaz Racing by MotoXracing	Yamaha YZF R1	1'43.151	3.260	0.068	9	148,850	271,4
25	9 T. FINSTERBUSCH	GER	BCC-Racing Team	Kawasaki ZX-10R	1'44.079	4.188	0.928	18	147,523	271,4
26	91 L. OPPEDISANO	ITA	Savi officina Racingteam	Kawasaki ZX-10R	1'44.236	4.345	0.157	20	147,300	270,0
27	93 R. MERCANDELLI	ITA	Pedercini Racing Kawasaki	Kawasaki ZX-10R	1'44.288	4.397	0.052	17	147,227	272,7
28	43 F. MASSEI	ITA	Team Trasimeno	Yamaha YZF R1	1'44.308	4.417	0.020	20	147,199	267,3
29	14 M. MAZZINA	ITA	PATA Yamaha Official Stock Team	Yamaha YZF R1	1'44.369	4.478	0.061	18	147,113	273,4
30	92 B. LEU	SUI	Team Trasimeno	Yamaha YZF R1	1'44.596	4.705	0.227	19	146,793	270,7
31	99 F. CAVALLI	ITA	PUNTO MOTO Corse by Clasitaly	Kawasaki ZX-10R	1'44.915	5.024	0.319	22	146,347	267,3
32	13 F. SANCHIONI	ITA	PUNTO MOTO Corse by Clasitaly	Kawasaki ZX-10R	1'48.144	8.253	3.229	3	141,977	265,3

Qualifying Lap Time (107% of 1'39.891): 1'46.884

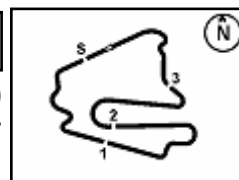
AIR	Humidity:	67%	Temp:	20°C
TRACK	Condition:	Dry	Temp:	25°C

These data/results cannot be reproduced, stored and/or transmitted in whole or in part by any manner of electronic, mechanical, photocopying, recording, broadcasting or otherwise now known or herein after developed without the previous express consent by the copyright owner, except for reproduction in daily press and regular printed publications on sale to the public within 60 days of the event related to those data/results and always provided that copyright symbol appears together as follows below.

© DORNA WSBK ORGANIZATION Srl 2016

Start 16/09/2016 09:15 End 10:09 The results are provisional until the end of the time limit for protests and appeals and the completion of the technical checks.





German Round, 16-17-18 September 2016

Superstock 1000 - Results Free Practice 1st Session

Session Highlights

09.15.02		Start
09.18.46	Massei	Crashed Rider OK - Re Joined - Turn 13
09.19.58	Tucci	Check Transponder
09.22.02	Mantovani	Check Transponder
09.25.28	Tessels	Technical Problem - Turn 5
09.27.32	Sanchioni	Crashed - Turn 13
09.28.31	Sanchioni	Medical Center
09.30.59		RED FLAG
10.03.51	Mercandelli	Crashed - Rider OK - Turn 6
10.09.23		End Of Session

Fastest Laps Sequence

No.	Rider	Nat	Team	Bike	Local Time	Time	Gap	Avg
77	W. TESSELS	NED	MTM / HS Kawasaki	Kawasaki ZX-10R	09:18'42.225	1'45.593		145,407
51	E. VIONNET	SUI	Motos Vionnet	BMW S 1000 RR	09:19'04.264	1'45.444	-0.149	145,613
74	K. CALIA	ITA	Nuova M2 Racing	Aprilia RSV4 RF	09:19'22.252	1'44.426	-1.018	147,032
12	M. RINALDI	ITA	Aruba.it Racing - Junior Team	Ducati Panigale R	09:20'07.709	1'42.084	-2.342	150,406
54	T. RAZGATLIOGLU	TUR	Kawasaki Puccetti Racing	Kawasaki ZX-10R	09:21'08.517	1'40.732	-1.352	152,424
54	T. RAZGATLIOGLU	TUR	Kawasaki Puccetti Racing	Kawasaki ZX-10R	09:22'48.548	1'40.031	-0.701	153,492
54	T. RAZGATLIOGLU	TUR	Kawasaki Puccetti Racing	Kawasaki ZX-10R	09:46'25.087	1'39.931	-0.100	153,646
5	M. FACCANI	ITA	Triple-M Racing	Ducati Panigale R	09:58'01.440	1'39.891	-0.040	153,708

These data/results cannot be reproduced, stored and/or transmitted in whole or in part by any manner of electronic, mechanical, photocopying, recording, broadcasting or otherwise now known or herein after developed without the previous express consent by the copyright owner, except for reproduction in daily press and regular printed publications on sale to the public within 60 days of the event related to those data/results and always provided that copyright symbol appears together as follows below.

© DORNA WSBK ORGANIZATION Srl 2016

Start	End	The results are provisional until the end of the time limit for protests and appeals
16/09/2016 09:15	10:09	and the completion of the technical checks.

FICR PERUGIA TIMING



Official Tyre Supplier



Official Timekeeper

German Round, 16-17-18 September 2016

Superstock 1000 - Best Sector & Speed Free Practice 1st Session

Lausitzring 4.265 m

Best Lap

1	5 M. FACCANI	Ducati Panigale R	1'39.891
2	54 T. RAZGATLIOGLU	Kawasaki ZX-10R	1'39.931
3	35 R. DE ROSA	BMW S 1000 RR	1'40.035
4	12 M. RINALDI	Ducati Panigale R	1'40.280
5	2 R. TAMBURINI	Aorilia RSV4 RF	1'40.350
6	11 J. GUARNONI	Kawasaki ZX-10R	1'40.465
7	70 L. VITALI	BMW S 1000 RR	1'41.034
8	74 K. CALIA	Aorilia RSV4 RF	1'41.263
9	59 A. MANTOVANI	Yamaha YZF R1	1'41.292
10	121 A. ANDREOZZI	Ducati Panigale R	1'41.351
11	15 F. SANDI	Yamaha YZF R1	1'41.531
12	36 L. MERCADO	Ducati Panigale R	1'41.859
13	50 B. FONG	Kawasaki ZX-10R	1'41.904
14	32 M. MOSER	Ducati Panigale R	1'42.252
15	41 F. D'ANNUNZIO	BMW S 1000 RR	1'42.282
16	47 R. HARTOG	Kawasaki ZX-10R	1'42.299
17	51 E. VIONNET	BMW S 1000 RR	1'42.351
18	84 R. RUSSO	Yamaha YZF R1	1'42.414
19	77 W. TESSELS	Kawasaki ZX-10R	1'42.539
20	19 J. PUFFE	Kawasaki ZX-10R	1'42.550
21	67 B. STARING	Kawasaki ZX-10R	1'42.752
22	123 L. SALVADORI	Yamaha YZF R1	1'42.770
23	3 S. SUCHET	Yamaha YZF R1	1'43.083
24	44 A. TUCCI	Yamaha YZF R1	1'43.151
25	9 T. FINSTERBUSCH	Kawasaki ZX-10R	1'44.079
26	91 L. OPPEDISANO	Kawasaki ZX-10R	1'44.236
27	93 R. MERCANDELLI	Kawasaki ZX-10R	1'44.288
28	43 F. MASSEI	Yamaha YZF R1	1'44.308
29	14 M. MAZZINA	Yamaha YZF R1	1'44.369
30	92 B. LEU	Yamaha YZF R1	1'44.596
31	99 F. CAVALLI	Kawasaki ZX-10R	1'44.915
32	13 F. SANCHIONI	Kawasaki ZX-10R	1'48.144

Best Sector & Speed

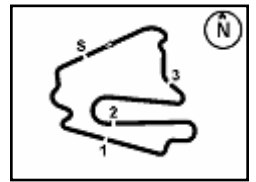
1	35 R. DE ROSA	BMW S 1000 RR	279.1
2	74 K. CALIA	Aorilia RSV4 RF	276.2
3	54 T. RAZGATLIOGLU	Kawasaki ZX-10R	276.2
4	12 M. RINALDI	Ducati Panigale R	276.2
5	84 R. RUSSO	Yamaha YZF R1	276.2
6	5 M. FACCANI	Ducati Panigale R	275.5
7	36 L. MERCADO	Ducati Panigale R	274.8
8	11 J. GUARNONI	Kawasaki ZX-10R	274.1
9	15 F. SANDI	Yamaha YZF R1	273.4
10	70 L. VITALI	BMW S 1000 RR	273.4
11	123 L. SALVADORI	Yamaha YZF R1	273.4
12	3 S. SUCHET	Yamaha YZF R1	273.4
13	14 M. MAZZINA	Yamaha YZF R1	273.4
14	93 R. MERCANDELLI	Kawasaki ZX-10R	272.7
15	19 J. PUFFE	Kawasaki ZX-10R	271.4
16	67 B. STARING	Kawasaki ZX-10R	271.4
17	9 T. FINSTERBUSCH	Kawasaki ZX-10R	271.4
18	59 A. MANTOVANI	Yamaha YZF R1	271.4
19	44 A. TUCCI	Yamaha YZF R1	271.4
20	47 R. HARTOG	Kawasaki ZX-10R	271.4
21	2 R. TAMBURINI	Aorilia RSV4 RF	270.7
22	92 B. LEU	Yamaha YZF R1	270.7
23	91 L. OPPEDISANO	Kawasaki ZX-10R	270.0
24	51 E. VIONNET	BMW S 1000 RR	270.0
25	50 B. FONG	Kawasaki ZX-10R	270.0
26	41 F. D'ANNUNZIO	BMW S 1000 RR	269.3
27	121 A. ANDREOZZI	Ducati Panigale R	269.3
28	77 W. TESSELS	Kawasaki ZX-10R	267.3
29	43 F. MASSEI	Yamaha YZF R1	267.3
30	99 F. CAVALLI	Kawasaki ZX-10R	267.3
31	32 M. MOSER	Ducati Panigale R	266.0
32	13 F. SANCHIONI	Kawasaki ZX-10R	265.3

Seg. 1		Seg. 2		Seg. 3		Seg. 4		Seg. 5			
1	35 R. DE ROSA	1.540	12 M. RINALDI	25.041	1	5 M. FACCANI	30.812	1	54 T. RAZGATLIOGL	19.312	
2	12 M. RINALDI	1.547	2	5 M. FACCANI	25.140	2	12 M. RINALDI	30.916	2	35 R. DE ROSA	19.439
3	74 K. CALIA	1.549	3	2 R. TAMBURINI	25.257	3	35 R. DE ROSA	30.917	3	2 R. TAMBURINI	19.447
4	84 R. RUSSO	1.551	4	11 J. GUARNONI	25.271	4	54 T. RAZGATLIOGL	30.950	4	12 M. RINALDI	19.482
5	54 T. RAZGATLIOGL	1.555	5	35 R. DE ROSA	25.271	5	2 R. TAMBURINI	31.119	5	54 T. RAZGATLIOGL	19.539
6	93 R. MERCANDELL	1.557	6	54 T. RAZGATLIOGL	25.283	6	11 J. GUARNONI	31.140	6	11 J. GUARNONI	19.635
7	36 L. MERCADO	1.557	7	121 A. ANDREOZZI	25.336	7	70 L. VITALI	31.269	7	70 L. VITALI	19.649
8	5 M. FACCANI	1.557	8	36 L. MERCADO	25.376	8	59 A. MANTOVANI	31.280	8	59 A. MANTOVANI	19.695
9	2 R. TAMBURINI	1.562	9	59 A. MANTOVANI	25.460	9	74 K. CALIA	31.295	9	70 L. VITALI	19.711
10	14 M. MAZZINA	1.565	10	70 L. VITALI	25.521	10	121 A. ANDREOZZI	31.310	10	51 E. VIONNET	19.760
11	11 J. GUARNONI	1.568	11	84 R. RUSSO	25.526	11	51 E. VIONNET	31.359	11	121 A. ANDREOZZI	19.772
12	67 B. STARING	1.569	12	74 K. CALIA	25.592	12	15 F. SANDI	31.495	12	32 M. MOSER	19.813
13	3 S. SUCHET	1.570	13	15 F. SANDI	25.598	13	36 L. MERCADO	31.495	13	50 B. FONG	19.818
14	15 F. SANDI	1.571	14	50 B. FONG	25.667	14	47 R. HARTOG	31.605	14	41 F. D'ANNUNZIO	19.830
15	19 J. PUFFE	1.571	15	47 R. HARTOG	25.684	15	41 F. D'ANNUNZIO	31.667	15	15 F. SANDI	19.839
16	70 L. VITALI	1.571	16	123 L. SALVADORI	25.715	16	19 J. PUFFE	31.727	16	36 L. MERCADO	19.842
17	123 L. SALVADORI	1.573	17	41 F. D'ANNUNZIO	25.798	17	50 B. FONG	31.728	17	77 W. TESSELS	19.889
18	44 A. TUCCI	1.575	18	32 M. MOSER	25.799	18	32 M. MOSER	31.794	18	44 A. TUCCI	19.893
19	50 B. FONG	1.581	19	51 E. VIONNET	25.818	19	84 R. RUSSO	31.801	19	3 S. SUCHET	19.930
20	59 A. MANTOVANI	1.581	20	77 W. TESSELS	25.829	20	3 S. SUCHET	31.816	20	19 J. PUFFE	20.008
21	92 B. LEU	1.582	21	67 B. STARING	25.865	21	77 W. TESSELS	31.850	21	123 L. SALVADORI	20.012
22	51 E. VIONNET	1.582	22	19 J. PUFFE	25.945	22	67 B. STARING	31.869	22	47 R. HARTOG	20.067
23	47 R. HARTOG	1.584	23	3 S. SUCHET	25.983	23	123 L. SALVADORI	31.969	23	67 B. STARING	20.096
24	9 T. FINSTERBUSCH	1.585	24	44 A. TUCCI	26.028	24	9 T. FINSTERBUSCH	32.240	24	84 R. RUSSO	20.119
25	121 A. ANDREOZZI	1.591	25	43 F. MASSEI	26.089	25	44 A. TUCCI	32.260	25	14 M. MAZZINA	20.129
26	41 F. D'ANNUNZIO	1.593	26	9 T. FINSTERBUSCH	26.236	26	92 B. LEU	32.269	26	99 F. CAVALLI	20.146
27	91 L. OPPEDISANO	1.595	27	14 M. MAZZINA	26.278	27	99 F. CAVALLI	32.302	27	43 F. MASSEI	20.167
28	99 F. CAVALLI	1.601	28	92 B. LEU	26.377	28	91 L. OPPEDISANO	32.302	28	92 B. LEU	20.231
29	43 F. MASSEI	1.603	29	91 L. OPPEDISANO	26.382	29	93 R. MERCANDELL	32.316	29	93 R. MERCANDELL	20.328
30	77 W. TESSELS	1.606	30	99 F. CAVALLI	26.446	30	14 M. MAZZINA	32.334	30	91 L. OPPEDISANO	20.330
31	32 M. MOSER	1.606	31	93 R. MERCANDELL	26.498	31	43 F. MASSEI	32.337	31	13 F. SANCHIONI	20.362
32	13 F. SANCHIONI	1.615	32	13 F. SANCHIONI	27.048	32	13 F. SANCHIONI	32.965	32	9 T. FINSTERBUSCH	20.670

16/09/2016

These data/results cannot be reproduced, stored and/or transmitted in whole or in part by any manner of electronic, mechanical, photocopying, recording, broadcasting or otherwise now known or herein after developed without the previous express consent by the copyright owner, except for reproduction in daily press and regular printed publications on sale to the public within 60 days of the event related to those data/results and always provided that copyright symbol appears together as follows below.

© DORNA WSBK ORGANIZATION Srl 2016



German Round, 16-17-18 September 2016

Superstock 1000 - Ideal Times Free Practice 1st Session

Lausitzring 4.265 m

1 / 2

No. Rider	Nat	Bike	Seg. 1 Diff. 1	Seg. 2 Diff. 2	Seg. 3 Diff. 3	Seg. 4 Diff. 4	Seg. 5 Diff. 5	Ideal Time Best Lap	Pos.	Diff.	
1	5 M. FACCANI	ITA	Ducati Panigale R	1.557 0.037	25.140 0.206	30.812 0.081	22.544	19.439 0.075	1'39.492 1'39.891	1	0.399
2	35 R. DE ROSA	ITA	BMW S 1000 RR	1.540 0.012	25.271 0.127	30.917	22.563 0.123	19.482	1'39.773 1'40.035	3	0.262
3	54 T. RAZGATLIOGLU	TUR	Kawasaki ZX-10R	1.555 0.009	25.283	30.950 0.014	22.700	19.312 0.108	1'39.800 1'39.931	2	0.131
4	12 M. RINALDI	ITA	Ducati Panigale R	1.547	25.041 0.181	30.916 0.069	22.684	19.842	1'40.030 1'40.280	4	0.250
5	2 R. TAMBURINI	ITA	Aprilia RSV4 RF	1.562 0.014	25.257 0.121	31.119 0.102	22.636	19.539	1'40.113 1'40.350	5	0.237
6	11 J. GUARNONI	FRA	Kawasaki ZX-10R	1.568 0.014	25.271	31.140 0.064	22.703 0.139	19.447 0.119	1'40.129 1'40.465	6	0.336
7	70 L. VITALI	ITA	BMW S 1000 RR	1.571	25.521	31.269	22.721 0.088	19.711 0.153	1'40.793 1'41.034	7	0.241
8	59 A. MANTOVANI	ITA	Yamaha YZF R1	1.581 0.010	25.460	31.280	22.866 0.301	19.695 0.099	1'40.882 1'41.292	9	0.410
9	121 A. ANDREOZZI	ITA	Ducati Panigale R	1.591 0.015	25.336 0.066	31.310 0.006	22.965 0.072	19.772 0.218	1'40.974 1'41.351	10	0.377
10	74 K. CALIA	ITA	Aprilia RSV4 RF	1.549 0.012	25.592 0.106	31.295 0.129	22.932 0.013	19.635	1'41.003 1'41.263	8	0.260
11	15 F. SANDI	ITA	Yamaha YZF R1	1.571	25.598	31.495	23.030	19.649 0.188	1'41.343 1'41.531	11	0.188
12	36 L. MERCADO	ARG	Ducati Panigale R	1.557 0.031	25.376 0.140	31.495 0.070	23.144	19.930 0.116	1'41.502 1'41.859	12	0.357
13	51 E. VIONNET	SUI	BMW S 1000 RR	1.582 0.008	25.818 0.182	31.359 0.253	22.963 0.016	20.012 0.158	1'41.734 1'42.351	17	0.617
14	50 B. FONG	USA	Kawasaki ZX-10R	1.581 0.003	25.667	31.728 0.068	23.005 0.012	19.760 0.080	1'41.741 1'41.904	13	0.163
15	41 F. D'ANNUNZIO	ITA	BMW S 1000 RR	1.593	25.798	31.667 0.065	23.028 0.242	19.889	1'41.975 1'42.282	15	0.307
16	32 M. MOSER	GER	Ducati Panigale R	1.606 0.002	25.799	31.794	22.980 0.258	19.813	1'41.992 1'42.252	14	0.260
17	84 R. RUSSO	ITA	Yamaha YZF R1	1.551 0.005	25.526 0.232	31.801	23.311 0.070	19.818 0.100	1'42.007 1'42.414	18	0.407
18	47 R. HARTOG	NED	Kawasaki ZX-10R	1.584 0.009	25.684	31.605	23.197 0.091	20.129	1'42.199 1'42.299	16	0.100
19	19 J. PUFFE	GER	Kawasaki ZX-10R	1.571 0.010	25.945 0.184	31.727 0.093	23.181	19.839	1'42.263 1'42.550	20	0.287
20	123 L. SALVADORI	ITA	Yamaha YZF R1	1.573 0.007	25.715 0.104	31.969 0.257	23.185 0.037	19.830 0.093	1'42.272 1'42.770	22	0.498
21	67 B. STARING	AUS	Kawasaki ZX-10R	1.569 0.038	25.865 0.068	31.869	23.262 0.168	19.893 0.020	1'42.458 1'42.752	21	0.294
22	77 W. TESSELS	NED	Kawasaki ZX-10R	1.606 0.001	25.829	31.850	23.157	20.096	1'42.538 1'42.539	19	0.001
23	3 S. SUCHET	SUI	Yamaha YZF R1	1.570 0.011	25.983 0.054	31.816	23.178 0.274	20.008 0.189	1'42.555 1'43.083	23	0.528
24	44 A. TUCCI	ITA	Yamaha YZF R1	1.575 0.009	26.028	32.260	23.157	20.119 0.003	1'43.139 1'43.151	24	0.012
25	14 M. MAZZINA	ITA	Yamaha YZF R1	1.565 0.034	26.278 0.135	32.334 0.016	23.441 0.244	20.167 0.155	1'43.785 1'44.369	29	0.584
26	9 T. FINSTERBUSCH	GER	Kawasaki ZX-10R	1.585	26.236	32.240 0.188	23.763	20.067	1'43.891 1'44.079	25	0.188
27	43 F. MASSEI	ITA	Yamaha YZF R1	1.603 0.010	26.089 0.052	32.337 0.115	23.618 0.008	20.328 0.148	1'43.975 1'44.308	28	0.333
28	93 R. MERCANDELLI	ITA	Kawasaki ZX-10R	1.557 0.014	26.498	32.316	23.680	20.146 0.077	1'44.197 1'44.288	27	0.091
29	99 F. CAVALLI	ITA	Kawasaki ZX-10R	1.601 0.012	26.446 0.427	32.302 0.261	23.504	20.362	1'44.215 1'44.915	31	0.700
30	92 B. LEU	SUI	Yamaha YZF R1	1.582	26.377	32.269 0.039	23.660 0.339	20.330	1'44.218 1'44.596	30	0.378
31	91 L. OPPEDISANO	ITA	Kawasaki ZX-10R	1.595	26.382	32.302	23.726	20.231	1'44.236 1'44.236	26	0.000

16/09/2016

These data/results cannot be reproduced, stored and/or transmitted in whole or in part by any manner of electronic, mechanical, photocopying, recording, broadcasting or otherwise now known or herein after developed without the previous express consent by the copyright owner, except for reproduction in daily press and regular printed publications on sale to the public within 60 days of the event related to those data/results and always provided that copyright symbol appears together as follows below.
© DORNA WSBK ORGANIZATION Srl 2016



Lausitzring 4.265 m

2 / 2

German Round, 16-17-18 September 2016

Superstock 1000 - Ideal Times Free Practice 1st Session

No.	Rider	Nat	Bike	Seg. 1	Seg. 2	Seg. 3	Seg. 4	Seg. 5	Ideal Time		
				Diff. 1	Diff. 2	Diff. 3	Diff. 4	Diff. 5	Best Lap	Pos.	Diff.
32	13 F. SANCHIONI	ITA	Kawasaki ZX-10R	1.615 0.026	27.048 0.817	32.965 0.714	23.738 0.551	20.670	1'46.036 1'48.144	32	2.108
Overall Ideal Time				1.540	25.041	30.812	22.544	19.312	1'39.249		

16/09/2016

These data/results cannot be reproduced, stored and/or transmitted in whole or in part by any manner of electronic, mechanical, photocopying, recording, broadcasting or otherwise now known or herein after developed without the previous express consent by the copyright owner, except for reproduction in daily press and regular printed publications on sale to the public within 60 days of the event related to those data/results and always provided that copyright symbol appears together as follows below.
 © DORNA WSBK ORGANIZATION Srl 2016

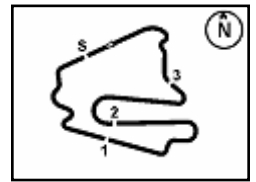
FKR PERUGIA TIMING



Official Tyre Supplier



Official Timekeeper



German Round, 16-17-18 September 2016

Superstock 1000 - Chronological Analysis Free Practice 1st Session

Lausitzring 4.265 m

2 / 5

10	1.562	25.934	31.344	23.002	19.644	1'41.486	275.5	9:44'14.641
11	1.549	26.127	31.458	23.052	20.095	1'42.281	273.4	9:45'56.922
12	1.577	25.592	31.295	23.007	19.831	1'41.302	272.7	9:47'38.224
13	1.560	29.507	33.143	24.099	41.753	2'10.062 P	276.2	9:49'48.286
14			33.394	25.707	19.948	1'059.507 P		10:00'47.793
15	1.561	25.698	31.424	22.945	19.635	1'41.263	275.5	10:02'29.056
16	1.555	25.740	31.585	22.932	19.966	1'41.778	276.2	10:04'10.834
17	1.571	26.068	31.758	23.157	19.802	1'42.356	274.8	10:05'53.190
18	1.580	25.869	36.502	23.177	19.850	1'46.978	272.7	10:07'40.168

6	1.585	26.038	31.836	23.408	20.005	1'42.872	270.0	9:47'52.822
7	1.573	25.632	31.505	23.259	19.967	1'41.936	272.1	9:49'34.758
8	1.557	25.535	31.495	23.413	19.930	1'41.930	274.8	9:51'16.688
9	1.569	28.582	32.698	24.958	20.031	1'47.838	272.7	9:53'04.526
10	1.588	25.516	31.565	23.144	20.046	1'41.859	270.0	9:54'46.385
11	1.583	26.536	32.118	23.510	27.429	1'51.176 P	270.7	9:56'37.561
12			39.344	23.829	20.132	8'38.518 P		10:05'16.079
13	1.594	25.606	31.568	23.273	20.030	1'42.071	269.3	10:06'58.150
14	1.611	25.376	31.506	23.210	20.183	1'41.886	266.0	10:08'40.036

9° 59 A. MANTOVANI (1'41.292)								
Lap	Seg. 1	Seg. 2	Seg. 3	Seg. 4	Seg. 5	Lap Time	km/h	Local Time
1	1.613	25.722	31.609	23.242	20.026	1'42.212	266.7	9:42'04.306
2	1.583	25.887	31.606	22.939	19.695	1'41.710	270.7	9:43'46.016
3	1.587	25.478	31.366	23.065	20.076	1'41.572	271.4	9:45'27.588
4	1.591	25.460	31.280	23.167	19.794	1'41.292	270.0	9:47'08.880
5	1.592	25.632	31.457	23.054	20.008	1'41.743	270.0	9:48'50.623
6	1.586	25.805	31.753	23.275	19.884	1'42.303	271.4	9:50'32.926
7	1.599	25.781	31.725	23.171	20.087	1'42.363	268.7	9:52'15.289
8	1.602	29.988	35.886	25.334	33.694	2'06.504 P	268.7	9:54'21.793
9			33.363	23.155	19.906	7'18.367 P		10:01'40.160
10	1.604	25.816	31.500	22.866	19.876	1'41.662	268.0	10:03'21.822
11	1.592	26.160	42.990	23.516	20.177	1'54.435	270.7	10:05'16.257
12	1.581	25.859	31.865	22.948	19.871	1'42.124	268.7	10:06'58.381
13	1.586	25.719	31.835	23.032	19.931	1'42.103	270.0	10:08'40.484

10° 121 A. ANDREOZZI (1'41.351)								
Lap	Seg. 1	Seg. 2	Seg. 3	Seg. 4	Seg. 5	Lap Time	km/h	Local Time
1	1.607	27.669	33.139	23.457	19.930	1'45.802	266.0	9:17'42.867
2	1.592	25.935	31.829	23.145	19.786	1'42.287	268.7	9:21'10.956
3	1.598	34.438	36.228	25.530	32.905	2'10.699 P	268.7	9:23'21.655
4			35.496	23.824	20.468	5'37.539 P		9:28'59.194
5	1.606	25.402	31.316	23.037	19.990	1'41.351	266.7	9:30'40.545
6	1.616	26.795	37.388	28.542	35.681	2'10.022 C	264.7	9:32'50.567
7			38.034	23.781	20.331	7'49.763 P		9:40'40.330
8	1.609	25.920	31.643	23.207	19.786	1'42.165	266.7	9:42'22.495
9	1.591	35.317	35.351	23.653	20.194	1'56.106	269.3	9:44'18.601
10	1.597	25.534	31.527	23.137	19.938	1'41.733	268.7	9:46'00.334
11	1.600	26.404	31.528	23.012	19.919	1'42.463	264.0	9:47'42.797
12	1.598	25.527	31.944	23.322	20.146	1'42.537	268.7	9:49'25.334
13	1.608	25.413	31.310	23.127	30.385	1'51.843 P	266.7	9:51'17.177
14			43.599	25.325	20.870	8'32.317 P		9:59'49.494
15	1.621	30.281	46.141	23.683	20.151	2'01.877	264.7	10:01'51.371
16	1.612	25.449	31.436	23.143	19.772	1'41.412	266.0	10:03'32.783
17	1.607	25.336	31.612	22.965	20.123	1'41.643	266.7	10:05'14.426
18	1.613	25.384	46.566	23.499	20.004	1'57.066	266.0	10:07'11.492

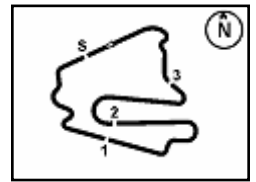
11° 15 F. SANDI (1'41.531)								
Lap	Seg. 1	Seg. 2	Seg. 3	Seg. 4	Seg. 5	Lap Time	km/h	Local Time
1	1.596	27.018	32.795	24.775	20.667	1'45.976	269.3	9:18'58.841
2	1.622	26.319	31.979	23.471	20.353	1'43.744	265.3	9:20'42.225
3	1.596	26.312	32.823	24.122	36.018	2'00.871 P	269.3	9:22'43.096
4			33.979	23.812	20.461	4'51.182 P		9:27'34.278
5	1.591	25.999	31.800	23.231	19.868	1'42.489	270.0	9:29'16.767
6	1.575	28.181	31.952	28.591	20.137	1'50.436 C	272.7	9:31'07.203
7	1.678	29.168	34.370	25.706	39.000	2'09.922 C	236.2	9:33'17.125
8			33.342	23.658	20.281	8'07.538 P		9:41'24.663
9	1.592	26.317	31.702	23.310	19.893	1'42.814	265.3	9:43'07.477
10	1.594	25.972	31.860	23.253	19.681	1'42.360	270.0	9:44'49.837
11	1.578	26.199	32.365	23.711	19.933	1'43.786	271.4	9:46'33.623
12	1.599	25.726	31.527	23.040	19.649	1'41.541	266.0	9:48'15.164
13	1.571	25.598	31.495	23.030	19.837	1'41.531	273.4	9:49'56.695
14	1.571	25.861	31.619	23.054	19.698	1'41.803	272.7	9:51'38.498
15	1.572	30.343	37.317	27.810	32.677	2'09.719 P	272.1	9:53'48.217
16			36.092	23.619	20.806	7'54.964 P		10:01'43.181
17	1.660	26.055	31.599	23.220	19.931	1'42.465	260.2	10:03'25.646
18	1.584	25.829	32.506	26.942	35.890	2'02.751 P	270.7	10:05'28.397

12° 36 L. MERCADO (1'41.859)								
Lap	Seg. 1	Seg. 2	Seg. 3	Seg. 4	Seg. 5	Lap Time	km/h	Local Time
1	1.652	29.732	40.671	29.632	21.387	1'59.761	243.1	9:17'39.534
2	1.626	28.685	36.200	24.074	20.863	1'51.448	257.7	9:21'30.743
3	1.591	26.650	31.862	24.118	20.377	1'44.598	270.0	9:23'15.341
4	1.581	25.868	32.406	27.150	37.469	2'04.474 P	270.7	9:25'19.815
5			36.852	26.555	20.604	2'050.135 P		9:46'09.950

P = Pits In/Out - C = Lap-Time Cancelled

These data/results cannot be reproduced, stored and/or transmitted in whole or in part by any manner of electronic, mechanical, photocopying, recording, broadcasting or otherwise now known or herein after developed without the previous express consent by the copyright owner, except for reproduction in daily press and regular printed publications on sale to the public within 60 days of the event related to those data/results and always provided that copyright symbol appears together as follows below.

© DORNA WSBK ORGANIZATION Srl 2016



German Round, 16-17-18 September 2016

Superstock 1000 - Chronological Analysis Free Practice 1st Session

Lausitzring 4.265 m

4 / 5

Lap	Seg. 1	Seg. 2	Seg. 3	Seg. 4	Seg. 5	Lap Time	km/h	Local Time
11	1.574	25.983	32.149	23.811	20.422	1'43.939	272.7	9:45'27.675
12	1.581	26.037	31.816	23.452	20.197	1'43.083	268.7	9:47'10.758
13	1.572	27.774	33.281	24.974	31.903	1'59.504 P	273.4	9:49'10.262
14			32.691	24.193	20.860	12'13.265 P		10:01'23.527
15	1.578	26.309	32.127	23.178	20.205	1'43.397	271.4	10:03'06.924
16	1.598	26.374	34.238	23.553	20.513	1'46.276	268.7	10:04'53.200
17	1.587	26.175	32.338	23.340	20.241	1'43.681	270.0	10:06'36.881
18	1.580	26.335	32.046	23.521	20.008	1'43.490	272.1	10:08'20.371

24° 44 A. TUCCI (1'43.151)

Lap	Seg. 1	Seg. 2	Seg. 3	Seg. 4	Seg. 5	Lap Time	km/h	Local Time
1	1.585	26.646	34.149	24.020	20.719	1'45.153	269.3	9:40'17.452
2	1.585	26.385	32.581	23.509	20.351	1'44.411	266.7	9:42'02.605
3	1.587	26.126	32.339	23.541	20.287	1'43.880	266.7	9:43'47.016
4	1.576	26.261	32.508	23.569	20.196	1'44.110	270.7	9:47'15.006
5	1.575	26.076	33.052	25.352	33.023	1'59.078 P	270.7	9:49'14.084
6			33.819	23.766	20.694	12'12.587 P		10:01'26.671
7	1.589	26.318	32.355	23.454	20.120	1'43.836	270.0	10:03'10.507
8	1.575	26.280	54.861	23.779	20.119	2'06.614	271.4	10:05'17.121
9	1.584	26.028	32.260	23.157	20.122	1'43.151	264.7	10:07'00.272

25° 9 T. FINSTERBUSCH (1'44.079)

Lap	Seg. 1	Seg. 2	Seg. 3	Seg. 4	Seg. 5	Lap Time	km/h	Local Time
1	1.616	27.289	35.033	25.408	20.956	1'46.884	268.0	9:16'58.910
2	1.611	26.634	32.597	24.258	20.355	1'45.455	266.7	9:18'45.794
3	1.603	26.552	32.718	23.876	20.105	1'44.854	268.7	9:22'16.103
4	1.602	27.189	32.996	24.002	37.177	2'02.966 P	269.3	9:24'19.069
5			33.089	24.396	20.537	15'32.418 P		9:39'51.487
6	1.629	26.550	32.240	23.938	20.494	1'44.851	264.0	9:41'36.338
7	1.604	26.453	32.464	23.909	20.173	1'44.603	268.7	9:43'20.941
8	1.585	26.236	32.428	23.763	20.067	1'44.079	271.4	9:45'05.020
9	1.586	26.270	32.543	23.930	20.610	1'44.939	271.4	9:46'49.959
10	1.616	26.415	32.364	24.951	36.316	2'01.662 P	266.0	9:48'51.621
11			33.583	26.776	20.955	5'09.304 P		9:54'00.925
12	1.640	26.927	34.738	24.029	21.761	1'49.095	262.7	9:55'50.020
13	1.627	26.575	32.585	24.005	20.581	1'45.373	265.3	9:57'35.393
14	1.623	27.390	35.979	28.277	23.604	1'56.873	265.3	9:59'32.266
15	1.605	26.506	35.567	25.520	20.365	1'49.563	268.7	10:01'21.829
16	1.604	26.554	32.403	23.935	20.691	1'45.167	268.7	10:03'07.016
17	1.650	26.864	35.690	25.678	34.479	2'04.361 P	262.1	10:05'11.377
18			33.597	24.434	20.775	3'24.055 P		10:08'35.432

26° 91 L. OPPEDISANO (1'44.236)

Lap	Seg. 1	Seg. 2	Seg. 3	Seg. 4	Seg. 5	Lap Time	km/h	Local Time
1	1.638	28.339	34.532	25.097	21.386	1'50.992	255.9	9:17'07.340
2	1.628	27.092	33.526	24.285	20.718	1'47.249	263.0	9:18'58.332
3	1.603	27.057	33.460	24.723	36.806	2'03.649 P	268.4	9:20'45.581
4			35.890	24.570	22.950	3'36.462 P		9:22'49.230
5	1.597	27.045	33.555	24.244	21.994	1'48.435	266.0	9:26'25.692
6	1.609	26.820	33.633	24.115	21.776	1'47.953	267.3	9:28'14.127
7	1.618	27.092	36.367	29.935	43.156	2'18.168 C	265.3	9:30'02.080
8			35.621	24.266	20.932	7'58.015 P		9:32'20.248
9	1.603	26.711	32.651	23.985	20.671	1'45.621	268.0	9:40'18.263
10	1.596	26.560	32.455	23.971	20.773	1'45.355	269.3	9:42'03.884
11	1.600	26.600	32.710	24.568	20.987	1'46.465	268.7	9:43'49.239
12	1.605	26.812	32.975	24.892	25.172	1'51.456	267.3	9:45'35.704
13	1.626	26.753	33.080	24.443	20.798	1'46.700	264.7	9:47'27.160
14	1.608	27.795	35.422	27.005	38.258	2'10.088 P	266.7	9:49'13.860
15			33.545	25.146	22.782	3'46.483 P		9:51'23.948
16	1.614	26.598	32.375	23.846	20.294	1'44.727	266.0	9:55'10.431
17	1.595	48.179	37.933	23.732	20.314	2'11.753	270.0	9:56'55.158
18	1.595	26.382	32.302	23.726	20.231	1'44.236	269.3	9:59'06.911
19	1.603	31.454	40.092	24.593	22.142	1'59.884	262.1	10:00'51.147
20	1.610	26.787	35.716	25.885	37.080	2'07.078 P	261.5	10:02'51.031

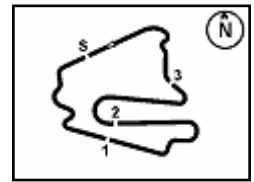
27° 93 R. MERCANELLI (1'44.288)

Lap	Seg. 1	Seg. 2	Seg. 3	Seg. 4	Seg. 5	Lap Time	km/h	Local Time
1	1.596	29.167	35.172	25.702	21.551	1'53.188	264.7	9:17'07.181
2	1.579	28.769	34.197	24.496	21.017	1'50.058	267.3	9:19'00.369
3	1.585	27.466	33.685	24.666	21.276	1'48.678	264.0	9:20'50.427
4	1.570	27.067	33.626	24.132	21.027	1'47.422	262.1	9:22'39.105
5	1.582	26.814	32.982	23.879	20.890	1'46.147	267.3	9:24'26.527
6	1.592	27.423	33.439	24.118	31.030	1'57.602 P	264.0	9:26'12.674
7			34.827	24.292	21.196	12'33.424 P		9:28'10.276
8	1.585	27.045	33.037	23.901	20.387	1'45.955	266.7	9:40'43.700
9								9:42'29.655

P = Pits In/Out - C = Lap-Time Cancelled

These data/results cannot be reproduced, stored and/or transmitted in whole or in part by any manner of electronic, mechanical, photocopying, recording, broadcasting or otherwise now known or herein after developed without the previous express consent by the copyright owner, except for reproduction in daily press and regular printed publications on sale to the public within 60 days of the event related to those data/results and always provided that copyright symbol appears together as follows below.

© DORNA WSBK ORGANIZATION Srl 2016



German Round, 16-17-18 September 2016

Superstock 1000 - Chronological Analysis Free Practice 1st Session

31° 99 F. CAVALLI (1'44.915)								
Lap	Seg. 1	Seg. 2	Seg. 3	Seg. 4	Seg. 5	Lap Time	km/h	Local Time
1	1.617	28.108	37.486	26.295	21.917	1'50.538	264.7	9:17'20.382
2	1.620	27.493	35.779	24.802	20.901	1'50.595	264.0	9:19'10.920
3	1.613	27.208	38.303	24.090	20.940	1'52.154	266.0	9:22'53.669
4	1.613	27.355	33.646	24.123	20.626	1'47.363	265.3	9:24'41.032
5	1.615	27.013	32.959	23.744	22.427	1'47.758	264.0	9:26'28.790
6	1.620	26.790	32.898	23.744	22.498	1'47.550	264.7	9:28'16.340
7	1.619	26.874	35.360	24.578	37.835	2'06.266 P	265.3	9:30'22.606
8			33.549	24.000	21.056	9'57.676 P		9:40'20.282
9	1.614	26.888	32.832	23.749	20.662	1'45.745	266.0	9:42'06.027
10	1.604	26.446	34.591	23.877	20.817	1'47.335	266.7	9:43'53.362
11	1.624	46.899	41.276	32.519	30.635	2'32.953	263.4	9:46'26.315
12	1.620	26.832	32.484	23.738	20.567	1'45.241	265.3	9:48'11.556
13	1.613	26.873	32.563	23.504	20.362	1'44.915	266.0	9:49'56.471
14	1.605	28.122	38.207	28.536	32.015	2'08.485 P	267.3	9:52'04.956
15			33.848	25.573	25.473	3'26.713 P		9:55'31.669
16	1.629	26.877	32.629	23.794	20.646	1'45.575	262.7	9:57'17.244
17	1.626	27.005	33.599	24.626	21.725	1'48.581	263.4	9:59'05.825
18	1.604	26.838	32.302	23.582	20.589	1'44.915	267.3	10:00'50.740
19	1.601	26.935	32.830	23.998	20.651	1'46.015	267.3	10:02'36.755
20	1.614	26.718	33.012	24.016	20.774	1'46.134	265.3	10:04'22.889
21	1.642	26.996	38.934	32.369	29.062	2'09.003	260.8	10:06'31.892
22	1.911	27.319	33.098	27.650	22.657	1'52.635	229.1	10:08'24.527

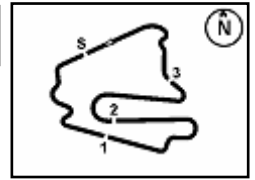
32° 13 F. SANCHIONI (1'48.144)								
Lap	Seg. 1	Seg. 2	Seg. 3	Seg. 4	Seg. 5	Lap Time	km/h	Local Time
1	1.641	27.865	37.516	25.644	21.565			9:17'14.456
2	1.615	27.288	33.679	24.289	20.670	1'48.144	257.7	9:19'02.600
3			34.190	24.091	21.036	3'23.289 P	265.3	9:21'03.987

P = Pits In/Out - C = Lap-Time Cancelled

These data/results cannot be reproduced, stored and/or transmitted in whole or in part by any manner of electronic, mechanical, photocopying, recording, broadcasting or otherwise now known or herein after developed without the previous express consent by the copyright owner, except for reproduction in daily press and regular printed publications on sale to the public within 60 days of the event related to those data/results and always provided that copyright symbol appears together as follows below.

© DORNA WSBK ORGANIZATION Srl 2016





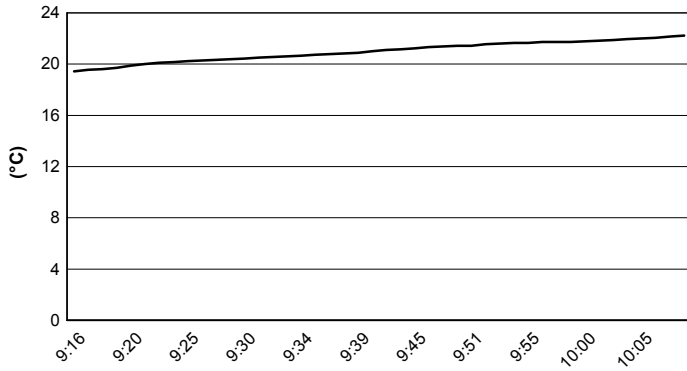
Lausitzring 4.265 m

German Round, 16-17-18 September 2016

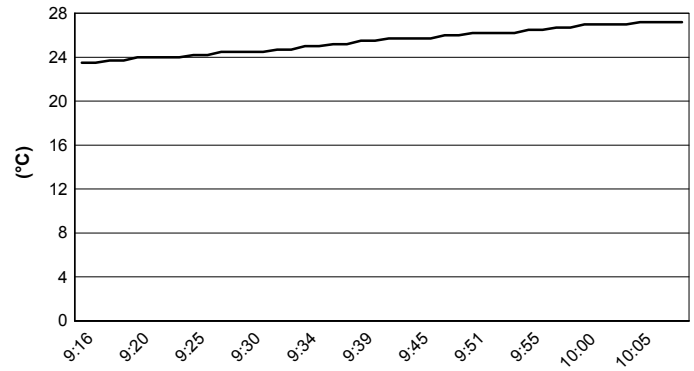
Superstock 1000 - Weather Report Free Practice 1st Session

Session started 9:15 Session ended 10:09

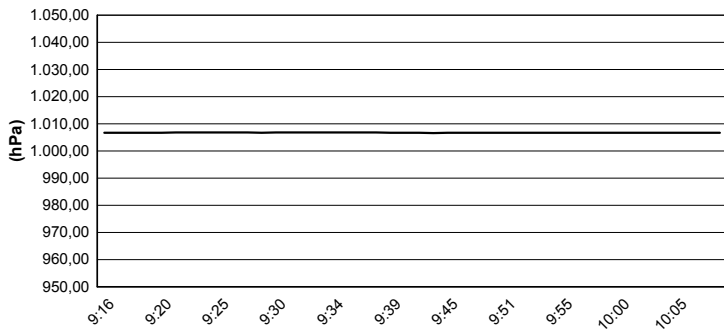
Air Temperature



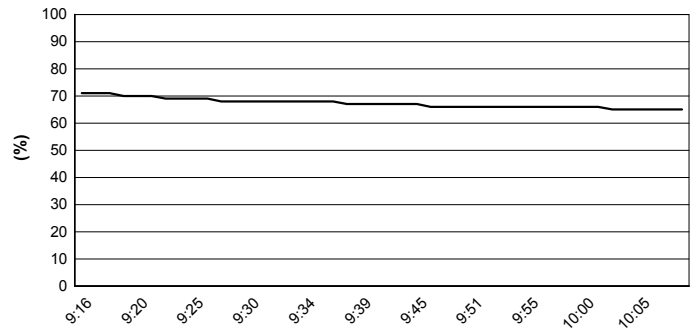
Track Temperature



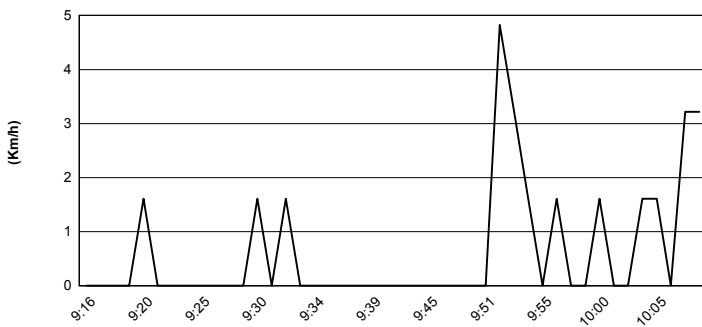
Air Pressure



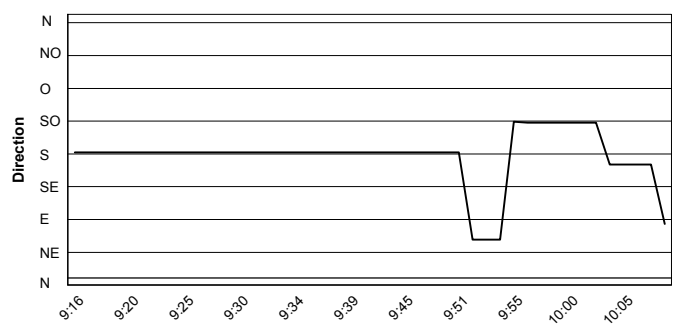
Humidity



Wind Speed



Wind Direction



These data/results cannot be reproduced, stored and/or transmitted in whole or in part by any manner of electronic, mechanical, photocopying, recording, broadcasting or otherwise now known or herein after developed without the previous express consent by the copyright owner, except for reproduction in daily press and regular printed publications on sale to the public within 60 days of the event related to those data/results and always provided that copyright symbol appears together as follows below.
© DORNA WSBK ORGANIZATION Srl 2016