

Imola Circuit 4.936 m

1 / 2

## Italian Round, 29-30 April 1 May 2016

### World Superbike - Results Race 2

Laps 19 = 93,784 Km - Time Of Race 34'07.278 - Avg. 164,913 km/h

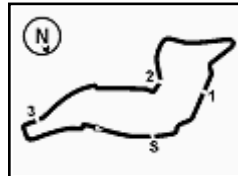
Pos	Race	Grid	No. Rider	Nat	Team	Bike	LL	Gap	Fastest Lap	Speed	Qualifying		Ranking			
											Time	Speed	R1	R2	Tot	Pos
1	1	7	C. DAVIES	GBR	Aruba.it Racing - Ducati	Ducati Panigale R	19		1'47.240	286,0	1'45.598	289,1	25	25	186	2
2	3	1	J. REA	GBR	Kawasaki Racing Team	Kawasaki ZX-10R	19	4.262	1'47.262	289,8	1'46.328	291,4	20	20	221	1
3	4	66	T. SYKES	GBR	Kawasaki Racing Team	Kawasaki ZX-10R	19	4.604	1'47.550	289,1	1'46.331	287,5	16	16	154	3
4	2	34	D. GIUGLIANO	ITA	Aruba.it Racing - Ducati	Ducati Panigale R	19	13.093	1'47.778	284,5	1'46.055	287,5	11	13	88	5
5	7	2	L. CAMIER	GBR	MV Agusta Reparto Corse	MV Agusta 1000 F4	19	16.250	1'48.030	286,0	1'46.911	283,7	10	11	60	9
6	13	22	A. LOWES	GBR	Pata Yamaha Official WorldSBK Team	Yamaha YZF R1	19	20.078	1'47.848	285,2	1'48.001	287,5	5	10	59	10
7	6	81	J. TORRES	ESP	Althea BMW Racing Team	BMW S1000 RR	19	23.622	1'48.174	289,8	1'46.867	290,6	13	9	87	6
8	9	69	N. HAYDEN	USA	Honda World Superbike Team	Honda CBR1000RR SP	19	26.803	1'48.128	286,0	1'47.429	288,3	7	8	82	7
9	11	60	M. VAN DER MARK	NED	Honda World Superbike Team	Honda CBR1000RR SP	19	28.577	1'48.732	286,0	1'47.563	287,5	9	7	106	4
10	12	12	X. FORÉS	ESP	Barni Racing Team	Ducati Panigale R	19	32.630	1'48.759	285,2	1'47.811	286,0	6	6	49	12
11	5	32	L. SAVADORI	ITA	IodaRacing Team	Aprilia RSV4 RF	19	34.669	1'48.212	289,8	1'46.531	289,8	8	5	64	8
12	8	21	M. REITERBERGER	GER	Althea BMW Racing Team	BMW S1000 RR	19	38.244	1'48.414	289,8	1'46.952	290,6	3	4	47	13
13	14	25	J. BROOKES	AUS	Milwaukee BMW	BMW S1000 RR	19	41.100	1'49.194	288,3	1'48.046	286,0	2	3	30	16
14	16	15	A. DE ANGELIS	RSM	IodaRacing Team	Aprilia RSV4 RF	19	1'12.823	1'49.639	285,2	1'49.321	286,0	1	2	32	15
15	17	9	D. SCHMITTER	SUI	Grillini Racing Team	Kawasaki ZX-10R	19	1'55.258	1'52.505	273,7	1'49.857	277,9		1	1	22
16	21	11	S. AL SULAITI	QAT	Pedercini Racing	Kawasaki ZX-10R	18	1 Lap	1'52.848	277,9	1'52.108	273,7				
17	19	119	P. SZKOPEK	POL	Team Tóth	Yamaha YZF R1	18	1 Lap	1'52.582	279,3	1'51.020	277,2				
-----Not Classified-----																
RET	10	151	M. BAIOTTO	ITA	VFT Racing	Ducati Panigale R	11	8 Laps	1'49.883	282,3	1'47.471	282,3	4		12	18
RET	15	17	K. ABRAHAM	CZE	Milwaukee BMW	BMW S1000 RR	1	18 Laps		279,3	1'49.167	285,2			14	17
RET		4	G. VIZZIELLO	ITA	Team GoEleven	Kawasaki ZX-10R	1	18 Laps		274,4						
RET	20	16	J. HOOK	AUS	Grillini Racing Team	Kawasaki ZX-10R	1	18 Laps		277,2	1'51.827	278,6				

AIR	Humidity:	73%	Temp:	16°C	Fastest Lap	6° Chaz Davies	1'47.240	165,699	Km/h
TRACK	Condition:	Dry	Temp:	23°C	Lap Record:	2015 T.Sykes	1'46.707	166,530	Km/h
					Best Lap	2014 J.Rea	1'46.289	167,180	Km/h

LAP LEADERS					TOTAL LEADER LAPS			
No.	Rider	From	To	Laps	Total	No.	Rider	Laps
7	C. DAVIES	1	19	19	19	7	C. DAVIES	84
66	T. SYKES					66	T. SYKES	56
1	J. REA					1	J. REA	44
60	M. VAN DER MARK					60	M. VAN DER MARK	8
25	J. BROOKES					25	J. BROOKES	5
22	A. LOWES					22	A. LOWES	1
44	L. MAHIAS					44	L. MAHIAS	1

01/05/2016 Start 13:00 End 13:37

The results are provisional until the end of the time limit for protests and appeals and the completion of the technical checks.

**Italian Round, 29-30 April 1 May 2016**  
**World Superbike - Results Race 2**

102/05

Imola Circuit 4.936 m

2 / 2

## RACE HIGHLIGHTS

12.57.57		Warm-up Lap Start
13.00.32		Start
13.03.17		No Jump Start
13.04.42	17 Abraham	Crashed - Turn 19
13.04.49	4 Vizziello	Crashed - Turn 22
13.05.01	16 Hook	Crashed - Turn 22
13.05.20	16 Hook	Out
13.05.26	4 Vizziello	Out
13.05.34	17 Abraham	Out
13.15.59	151 Baiocco	On the Gravel - Re-Joined - Turn 2
13.17.31	151 Baiocco	Entered Pits
13.20.58	119 Szkopek	Under Investigation
13.24.24	119 Szkopek	Under Investigation
13.25.57	151 Baiocco	Entered Pits
13.26.12	119 Szkopek	Ride through
13.27.14	151 Baiocco	Out
13.29.08	119 Szkopek	Entered Pits
13.37.08		End Of Session

01/05/2016 Start 13:00 End 13:37

The results are provisional until the end of the time limit for protests and appeals and the completion of the technical checks.

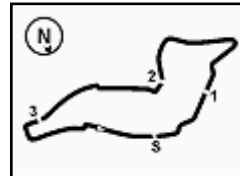
FICR PERGGIA TIMING



Official Tyre Supplier



Official Timekeeper



**Italian Round, 29-30 April 1 May 2016**  
**World Superbike - Lap Chart Race 2**

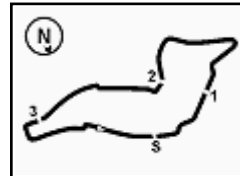
102/05

Imola Circuit 4.936 m

1 / 3

Pos	Lap																		
	1	2	3	4	5	6	7	8	9	10	11	12	13	14	15	16	17	18	19
1	7	7	7	7	7	7	7	7	7	7	7	7	7	7	7	7	7	7	7
2	1	1	1	1	1	1	1	1	1	1	1	1	1	1	1	1	1	1	1
3	66	66	66	66	66	66	66	66	66	66	66	66	66	66	66	66	66	66	66
4	32	32	32	32	32	34	34	34	34	34	34	34	34	34	34	34	34	34	34
5	34	34	34	34	34	32	32	32	32	22	22	22	22	2	2	2	2	2	2
6	22	22	22	22	22	22	22	22	22	2	2	2	2	22	22	22	22	22	22
7	21	21	21	21	21	21	2	2	2	32	32	32	32	32	32	81	81	81	81
8	2	2	2	2	2	2	21	21	21	21	21	21	81	81	81	81	32	32	32
9	69	69	69	69	69	69	69	69	69	81	21	69	69	69	69	69	69	69	69
10	60	60	81	81	81	81	81	81	81	81	81	69	21	21	21	60	60	60	12
11	81	81	60	60	60	60	60	60	60	60	60	60	60	60	21	12	12	12	32
12	12	12	12	12	12	12	12	12	12	12	12	12	12	12	12	12	21	21	21
13	25	15	151	151	151	25	25	25	25	25	25	25	25	25	25	25	25	25	25
14	15	151	15	25	25	151	151	151	15	15	15	15	15	15	15	15	15	15	15
15	151	25	25	15	15	15	15	15	9	119	9	9	9	9	9	9	9	9	9
16	17	9	9	9	119	119	9	9	119	9	119	11	11	11	11	11	11	11	11
17	9	11	11	119	9	9	119	119	11	11	11	119	119	119	119	119	119	119	119
18	4	119	119	11	11	11	11	11	151	151	151								
19	16																		
20	11																		
21	119																		

Final Result		
1	<b>7 C. DAVIES</b>	Laps 19
2	<b>1 J. REA</b>	4.262
3	<b>66 T. SYKES</b>	4.604
4	<b>34 D. GIUGLIANO</b>	13.093
5	<b>2 L. CAMIER</b>	16.250
6	<b>22 A. LOWES</b>	20.078
7	<b>81 J. TORRES</b>	23.622
8	<b>69 N. HAYDEN</b>	26.803
9	<b>60 M. VAN DER MARK</b>	28.577
10	<b>12 X. FORÉS</b>	32.630
11	<b>32 L. SAVADORI</b>	34.669
12	<b>21 M. REITERBERGER</b>	38.244
13	<b>25 J. BROOKES</b>	41.100
14	<b>15 A. DE ANGELIS</b>	1'12.823
15	<b>9 D. SCHMITTER</b>	1'55.258
16	<b>11 S. AL SULAITI</b>	1 Lap
17	<b>119 P. SZKOPEK</b>	1 Lap
RET	<b>151 M. BAIOTTO</b>	8 Laps
RET	<b>17 K. ABRAHAM</b>	18 Laps
RET	<b>4 G. VIZZIELLO</b>	18 Laps
RET	<b>16 J. HOOK</b>	18 Laps



## Italian Round, 29-30 April 1 May 2016 World Superbike - Lap Chart Race 2

102/05

Imola Circuit 4.936 m

2 / 3

### Lap 1

1	<b>7 C.Davies</b> (GBR)	
2	<b>1 J.Rea</b> (GBR)	0.635
3	<b>66 T.Sykes</b> (GBR)	0.977
4	<b>32 L.Savadori</b> (ITA)	1.802
5	<b>34 D.Giugliano</b> (ITA)	2.484
6	<b>22 A.Lowes</b> (GBR)	2.848
7	<b>21 M.Reiterberger</b> (GER)	3.174
8	<b>2 L.Camier</b> (GBR)	3.580
9	<b>69 N.Hayden</b> (USA)	3.962
10	<b>60 M.van der Mark</b> (NED)	4.327
11	<b>81 J.Torres</b> (ESP)	4.711
12	<b>12 X.Forés</b> (ESP)	5.150
13	<b>25 J.Brookes</b> (AUS)	5.395
14	<b>15 A.De Angelis</b> (RSM)	5.825
15	<b>151 M.Baiocco</b> (ITA)	6.015
16	<b>17 K.Abraham</b> (CZE)	6.411
17	<b>9 D.Schmitter</b> (SUI)	8.206
18	<b>4 G.Vizzello</b> (ITA)	8.309
19	<b>16 J.Hook</b> (AUS)	8.609
20	<b>11 S.Al Sulaiti</b> (QAT)	8.696
21	<b>119 P.Szkopek</b> (POL)	9.204

16	<b>9 D.Schmitter</b> (SUI)	27.196
17	<b>119 P.Szkopek</b> (POL)	27.326
18	<b>11 S.Al Sulaiti</b> (QAT)	27.421

### Lap 5

1	<b>7 C.Davies</b> (GBR)	
2	<b>1 J.Rea</b> (GBR)	2.345
3	<b>66 T.Sykes</b> (GBR)	2.908
4	<b>32 L.Savadori</b> (ITA)	5.996
5	<b>34 D.Giugliano</b> (ITA)	6.269
6	<b>22 A.Lowes</b> (GBR)	6.640
7	<b>21 M.Reiterberger</b> (GER)	8.463
8	<b>2 L.Camier</b> (GBR)	8.731
9	<b>69 N.Hayden</b> (USA)	8.971
10	<b>81 J.Torres</b> (ESP)	9.410
11	<b>60 M.van der Mark</b> (NED)	11.838
12	<b>12 X.Forés</b> (ESP)	13.210
13	<b>151 M.Baiocco</b> (ITA)	17.986
14	<b>25 J.Brookes</b> (AUS)	18.089
15	<b>15 A.De Angelis</b> (RSM)	19.150
16	<b>119 P.Szkopek</b> (POL)	32.902
17	<b>9 D.Schmitter</b> (SUI)	33.439
18	<b>11 S.Al Sulaiti</b> (QAT)	33.592

15	<b>15 A.De Angelis</b> (RSM)	27.521
16	<b>9 D.Schmitter</b> (SUI)	49.268
17	<b>119 P.Szkopek</b> (POL)	49.434
18	<b>11 S.Al Sulaiti</b> (QAT)	50.502

### Lap 9

1	<b>7 C.Davies</b> (GBR)	
2	<b>1 J.Rea</b> (GBR)	3.068
3	<b>66 T.Sykes</b> (GBR)	4.014
4	<b>34 D.Giugliano</b> (ITA)	8.613
5	<b>32 L.Savadori</b> (ITA)	9.872
6	<b>22 A.Lowes</b> (GBR)	10.190
7	<b>2 L.Camier</b> (GBR)	11.371
8	<b>21 M.Reiterberger</b> (GER)	12.998
9	<b>69 N.Hayden</b> (USA)	13.355
10	<b>81 J.Torres</b> (ESP)	13.763
11	<b>60 M.van der Mark</b> (NED)	17.140
12	<b>12 X.Forés</b> (ESP)	19.494
13	<b>25 J.Brookes</b> (AUS)	25.838
14	<b>15 A.De Angelis</b> (RSM)	30.410
15	<b>9 D.Schmitter</b> (SUI)	54.641
16	<b>119 P.Szkopek</b> (POL)	54.690
17	<b>11 S.Al Sulaiti</b> (QAT)	55.325
18	<b>151 M.Baiocco</b> (ITA)	

### Lap 13

1	<b>7 C.Davies</b> (GBR)	
2	<b>1 J.Rea</b> (GBR)	5.273
3	<b>66 T.Sykes</b> (GBR)	5.699
4	<b>34 D.Giugliano</b> (ITA)	10.602
5	<b>22 A.Lowes</b> (GBR)	13.758
6	<b>2 L.Camier</b> (GBR)	14.600
7	<b>32 L.Savadori</b> (ITA)	16.241
8	<b>81 J.Torres</b> (ESP)	18.108
9	<b>69 N.Hayden</b> (USA)	19.592
10	<b>21 M.Reiterberger</b> (GER)	20.043
11	<b>60 M.van der Mark</b> (NED)	23.665
12	<b>12 X.Forés</b> (ESP)	26.011
13	<b>25 J.Brookes</b> (AUS)	33.642
14	<b>15 A.De Angelis</b> (RSM)	48.052
15	<b>9 D.Schmitter</b> (SUI)	1'19.019
16	<b>11 S.Al Sulaiti</b> (QAT)	1'19.251
17	<b>119 P.Szkopek</b> (POL)	1'26.262

### Lap 2

1	<b>7 C.Davies</b> (GBR)	
2	<b>1 J.Rea</b> (GBR)	1.097
3	<b>66 T.Sykes</b> (GBR)	1.461
4	<b>32 L.Savadori</b> (ITA)	2.978
5	<b>34 D.Giugliano</b> (ITA)	3.434
6	<b>22 A.Lowes</b> (GBR)	3.896
7	<b>21 M.Reiterberger</b> (GER)	4.424
8	<b>2 L.Camier</b> (GBR)	4.659
9	<b>69 N.Hayden</b> (USA)	5.020
10	<b>60 M.van der Mark</b> (NED)	6.346
11	<b>81 J.Torres</b> (ESP)	6.577
12	<b>12 X.Forés</b> (ESP)	7.351
13	<b>15 A.De Angelis</b> (RSM)	9.435
14	<b>151 M.Baiocco</b> (ITA)	9.725
15	<b>25 J.Brookes</b> (AUS)	11.499
16	<b>9 D.Schmitter</b> (SUI)	14.475
17	<b>11 S.Al Sulaiti</b> (QAT)	14.916
18	<b>119 P.Szkopek</b> (POL)	15.836

### Lap 6

1	<b>7 C.Davies</b> (GBR)	
2	<b>1 J.Rea</b> (GBR)	2.499
3	<b>66 T.Sykes</b> (GBR)	3.375
4	<b>34 D.Giugliano</b> (ITA)	7.717
5	<b>32 L.Savadori</b> (ITA)	8.013
6	<b>22 A.Lowes</b> (GBR)	8.454
7	<b>21 M.Reiterberger</b> (GER)	9.755
8	<b>2 L.Camier</b> (GBR)	10.005
9	<b>69 N.Hayden</b> (USA)	10.236
10	<b>81 J.Torres</b> (ESP)	10.549
11	<b>60 M.van der Mark</b> (NED)	13.755
12	<b>12 X.Forés</b> (ESP)	15.465
13	<b>25 J.Brookes</b> (AUS)	20.083
14	<b>151 M.Baiocco</b> (ITA)	20.914
15	<b>15 A.De Angelis</b> (RSM)	21.549
16	<b>119 P.Szkopek</b> (POL)	38.321
17	<b>9 D.Schmitter</b> (SUI)	38.704
18	<b>11 S.Al Sulaiti</b> (QAT)	39.200

### Lap 10

1	<b>7 C.Davies</b> (GBR)	
2	<b>1 J.Rea</b> (GBR)	3.036
3	<b>66 T.Sykes</b> (GBR)	4.733
4	<b>34 D.Giugliano</b> (ITA)	9.372
5	<b>22 A.Lowes</b> (GBR)	10.978
6	<b>2 L.Camier</b> (GBR)	12.079
7	<b>32 L.Savadori</b> (ITA)	12.576
8	<b>21 M.Reiterberger</b> (GER)	14.532
9	<b>69 N.Hayden</b> (USA)	14.838
10	<b>81 J.Torres</b> (ESP)	14.993
11	<b>60 M.van der Mark</b> (NED)	18.785
12	<b>12 X.Forés</b> (ESP)	20.984
13	<b>25 J.Brookes</b> (AUS)	27.773
14	<b>15 A.De Angelis</b> (RSM)	34.547
15	<b>119 P.Szkopek</b> (POL)	1'00.893
16	<b>9 D.Schmitter</b> (SUI)	1'01.602
17	<b>11 S.Al Sulaiti</b> (QAT)	1'01.901
18	<b>151 M.Baiocco</b> (ITA)	

### Lap 14

1	<b>7 C.Davies</b> (GBR)	
2	<b>1 J.Rea</b> (GBR)	5.339
3	<b>66 T.Sykes</b> (GBR)	6.280
4	<b>34 D.Giugliano</b> (ITA)	11.019
5	<b>2 L.Camier</b> (GBR)	15.669
6	<b>22 A.Lowes</b> (GBR)	16.094
7	<b>32 L.Savadori</b> (ITA)	17.730
8	<b>81 J.Torres</b> (ESP)	19.018
9	<b>69 N.Hayden</b> (USA)	21.322
10	<b>21 M.Reiterberger</b> (GER)	21.915
11	<b>60 M.van der Mark</b> (NED)	24.789
12	<b>12 X.Forés</b> (ESP)	27.136
13	<b>25 J.Brookes</b> (AUS)	35.423
14	<b>15 A.De Angelis</b> (RSM)	52.320
15	<b>9 D.Schmitter</b> (SUI)	1'24.461
16	<b>11 S.Al Sulaiti</b> (QAT)	1'24.697
17	<b>119 P.Szkopek</b> (POL)	1'31.474

### Lap 3

1	<b>7 C.Davies</b> (GBR)	
2	<b>1 J.Rea</b> (GBR)	1.833
3	<b>66 T.Sykes</b> (GBR)	2.216
4	<b>32 L.Savadori</b> (ITA)	3.860
5	<b>34 D.Giugliano</b> (ITA)	4.360
6	<b>22 A.Lowes</b> (GBR)	4.778
7	<b>21 M.Reiterberger</b> (GER)	5.424
8	<b>2 L.Camier</b> (GBR)	5.863
9	<b>69 N.Hayden</b> (USA)	6.584
10	<b>81 J.Torres</b> (ESP)	7.881
11	<b>60 M.van der Mark</b> (NED)	8.521
12	<b>12 X.Forés</b> (ESP)	9.531
13	<b>151 M.Baiocco</b> (ITA)	12.912
14	<b>15 A.De Angelis</b> (RSM)	13.052
15	<b>25 J.Brookes</b> (AUS)	13.720
16	<b>9 D.Schmitter</b> (SUI)	20.661
17	<b>11 S.Al Sulaiti</b> (QAT)	20.791
18	<b>119 P.Szkopek</b> (POL)	21.033

### Lap 7

1	<b>7 C.Davies</b> (GBR)	
2	<b>1 J.Rea</b> (GBR)	3.545
3	<b>66 T.Sykes</b> (GBR)	3.873
4	<b>34 D.Giugliano</b> (ITA)	8.297
5	<b>32 L.Savadori</b> (ITA)	8.664
6	<b>22 A.Lowes</b> (GBR)	9.034
7	<b>2 L.Camier</b> (GBR)	10.895
8	<b>21 M.Reiterberger</b> (GER)	11.309
9	<b>69 N.Hayden</b> (USA)	11.724
10	<b>81 J.Torres</b> (ESP)	12.125
11	<b>60 M.van der Mark</b> (NED)	15.149
12	<b>12 X.Forés</b> (ESP)	16.989
13	<b>25 J.Brookes</b> (AUS)	22.220
14	<b>151 M.Baiocco</b> (ITA)	23.197
15	<b>15 A.De Angelis</b> (RSM)	23.939
16	<b>9 D.Schmitter</b> (SUI)	43.649
17	<b>119 P.Szkopek</b> (POL)	43.843
18	<b>11 S.Al Sulaiti</b> (QAT)	44.857

### Lap 11

1	<b>7 C.Davies</b> (GBR)	
2	<b>1 J.Rea</b> (GBR)	2.977
3	<b>66 T.Sykes</b> (GBR)	5.191
4	<b>34 D.Giugliano</b> (ITA)	9.829
5	<b>22 A.Lowes</b> (GBR)	11.505
6	<b>2 L.Camier</b> (GBR)	13.028
7	<b>32 L.Savadori</b> (ITA)	13.668
8	<b>21 M.Reiterberger</b> (GER)	16.027
9	<b>81 J.Torres</b> (ESP)	16.376
10	<b>69 N.Hayden</b> (USA)	16.796
11	<b>60 M.van der Mark</b> (NED)	20.554
12	<b>12 X.Forés</b> (ESP)	22.752
13	<b>25 J.Brookes</b> (AUS)	29.729
14	<b>15 A.De Angelis</b> (RSM)	39.068
15	<b>9 D.Schmitter</b> (SUI)	1'07.188
16	<b>119 P.Szkopek</b> (POL)	1'07.334
17	<b>11 S.Al Sulaiti</b> (QAT)	1'07.437
18	<b>151 M.Baiocco</b> (ITA)	

### Lap 15

1	<b>7 C.Davies</b> (GBR)	
2	<b>1 J.Rea</b> (GBR)	5.355
3	<b>66 T.Sykes</b> (GBR)	6.204
4	<b>34 D.Giugliano</b> (ITA)	11.451
5	<b>2 L.Camier</b> (GBR)	15.997
6	<b>22 A.Lowes</b> (GBR)	16.836
7	<b>32 L.Savadori</b> (ITA)	19.069
8	<b>81 J.Torres</b> (ESP)	19.534
9	<b>69 N.Hayden</b> (USA)	22.675
10	<b>21 M.Reiterberger</b> (GER)	24.293
11	<b>60 M.van der Mark</b> (NED)	25.935
12	<b>12 X.Forés</b> (ESP)	28.008
13	<b>25 J.Brookes</b> (AUS)	36.854
14	<b>15 A.De Angelis</b> (RSM)	56.645
15	<b>9 D.Schmitter</b> (SUI)	1'29.830
16	<b>11 S.Al Sulaiti</b> (QAT)	1'31.207
17	<b>119 P.Szkopek</b> (POL)	

### Lap 4

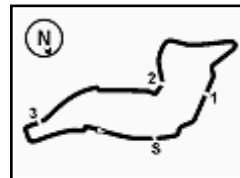
1	<b>7 C.Davies</b> (GBR)	
2	<b>1 J.Rea</b> (GBR)	2.070
3	<b>66 T.Sykes</b> (GBR)	2.505
4	<b>32 L.Savadori</b> (ITA)	4.820
5	<b>34 D.Giugliano</b> (ITA)	5.245
6	<b>22 A.Lowes</b> (GBR)	5.659
7	<b>21 M.Reiterberger</b> (GER)	6.522
8	<b>2 L.Camier</b> (GBR)	7.021
9	<b>69 N.Hayden</b> (USA)	7.261
10	<b>81 J.Torres</b> (ESP)	8.620
11	<b>60 M.van der Mark</b> (NED)	10.182
12	<b>12 X.Forés</b> (ESP)	11.304
13	<b>151 M.Baiocco</b> (ITA)	15.346
14	<b>25 J.Brookes</b> (AUS)	16.007
15	<b>15 A.De Angelis</b> (RSM)	16.400

### Lap 8

1	<b>7 C.Davies</b> (GBR)	
2	<b>1 J.Rea</b> (GBR)	3.829
3	<b>66 T.Sykes</b> (GBR)	4.324
4	<b>34 D.Giugliano</b> (ITA)	8.817
5	<b>32 L.Savadori</b> (ITA)	9.385
6	<b>22 A.Lowes</b> (GBR)	9.799
7	<b>2 L.Camier</b> (GBR)	11.502
8	<b>21 M.Reiterberger</b> (GER)	12.746
9	<b>69 N.Hayden</b> (USA)	12.980
10	<b>81 J.Torres</b> (ESP)	13.536
11	<b>60 M.van der Mark</b> (NED)	16.390
12	<b>12 X.Forés</b> (ESP)	18.711
13	<b>25 J.Brookes</b> (AUS)	24.748
14	<b>151 M.Baiocco</b> (ITA)	26.787

### Lap 12

1	<b>7 C.Davies</b> (GBR)	
2	<b>1 J.Rea</b> (GBR)	5.145
3	<b>66 T.Sykes</b> (GBR)	5.817
4	<b>34 D.Giugliano</b> (ITA)	10.340
5	<b>22 A.Lowes</b> (GBR)	12.479
6	<b>2 L.Camier</b> (GBR)	14.039
7	<b>32 L.Savadori</b> (ITA)	14.896
8	<b>81 J.Torres</b> (ESP)	17.500
9	<b>21 M.Reiterberger</b> (GER)	17.935
10	<b>69 N.Hayden</b> (USA)	18.228
11	<b>60 M.van der Mark</b> (NED)	22.217
12	<b>12 X.Forés</b> (ESP)	24.378



Imola Circuit 4.936 m

3 / 3

17 119 P.Szkopek (POL)

**Lap 17**

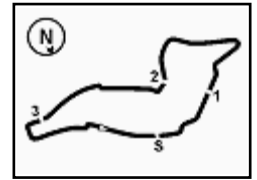
1	7 C.Davies (GBR)	
2	1 J.Rea (GBR)	5.214
3	66 T.Sykes (GBR)	5.922
4	34 D.Giugliano (ITA)	12.326
5	2 L.Camier (GBR)	16.751
6	22 A.Lowes (GBR)	18.558
7	81 J.Torres (ESP)	21.932
8	32 L.Savadori (ITA)	22.977
9	69 N.Hayden (USA)	25.170
10	60 M.van der Mark (NED)	28.117
11	12 X.Forés (ESP)	31.386
12	21 M.Reiterberger (GER)	31.462
13	25 J.Brookes (AUS)	39.430
14	15 A.De Angelis (RSM)	1'05.106
15	9 D.Schmitter (SUI)	1'40.997
16	11 S.Al Sulaiti (QAT)	1'42.994
17	119 P.Szkopek (POL)	

**Lap 18**

1	7 C.Davies (GBR)	
2	1 J.Rea (GBR)	5.030
3	66 T.Sykes (GBR)	5.858
4	34 D.Giugliano (ITA)	12.766
5	2 L.Camier (GBR)	16.969
6	22 A.Lowes (GBR)	19.629
7	81 J.Torres (ESP)	23.142
8	32 L.Savadori (ITA)	24.446
9	69 N.Hayden (USA)	25.758
10	60 M.van der Mark (NED)	28.759
11	12 X.Forés (ESP)	32.179
12	21 M.Reiterberger (GER)	34.773
13	25 J.Brookes (AUS)	40.299
14	15 A.De Angelis (RSM)	1'09.527
15	9 D.Schmitter (SUI)	1'46.792
16	11 S.Al Sulaiti (QAT)	
17	119 P.Szkopek (POL)	

**Lap 19**

1	7 C.Davies (GBR)	
2	1 J.Rea (GBR)	4.262
3	66 T.Sykes (GBR)	4.604
4	34 D.Giugliano (ITA)	13.093
5	2 L.Camier (GBR)	16.250
6	22 A.Lowes (GBR)	20.078
7	81 J.Torres (ESP)	23.622
8	69 N.Hayden (USA)	26.803
9	60 M.van der Mark (NED)	28.577
10	12 X.Forés (ESP)	32.630
11	32 L.Savadori (ITA)	34.669
12	21 M.Reiterberger (GER)	38.244
13	25 J.Brookes (AUS)	41.100
14	15 A.De Angelis (RSM)	1'12.823
15	9 D.Schmitter (SUI)	1'55.258



Imola Circuit 4.936 m

Italian Round, 29-30 April 1 May 2016

World Superbike - Best Sector & Speed Race 2

**Results**

1	7 C. DAVIES	Ducati Panigale R	Laps 19
2	1 J. REA	Kawasaki ZX-10R	4.262
3	66 T. SYKES	Kawasaki ZX-10R	4.604
4	34 D. GIUGLIANO	Ducati Panigale R	13.093
5	2 L. CAMIER	MV Austa 1000 F4	16.250
6	22 A. LOWES	Yamaha YZF R1	20.078
7	81 J. TORRES	BMW S1000 RR	23.622
8	69 N. HAYDEN	Honda CBR1000RR SP	26.803
9	60 M. VAN DER MARK	Honda CBR1000RR SP	28.577
10	12 X. FORÉS	Ducati Panigale R	32.630
11	32 L. SAVADORI	Aprilia RSV4 RF	34.669
12	21 M. REITERBERGER	BMW S1000 RR	38.244
13	25 J. BROOKES	BMW S1000 RR	41.100
14	15 A. DE ANGELIS	Aprilia RSV4 RF	1'12.823
15	9 D. SCHMITTER	Kawasaki ZX-10R	1'55.258
16	11 S. AL SULAITI	Kawasaki ZX-10R	1 Lap
17	119 P. SZKOPEK	Yamaha YZF R1	1 Lap
RET	151 M. BAIOTTO	Ducati Panigale R	8 Laos
RET	17 K. ABRAHAM	BMW S1000 RR	18 Laos
RET	4 G. VIZZIELLO	Kawasaki ZX-10R	18 Laos
RET	16 J. HOOK	Kawasaki ZX-10R	18 Laos

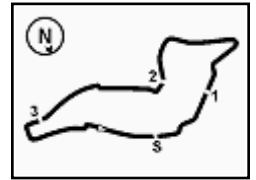
**Top Speeds**

1	81 J. TORRES	BMW S1000 RR	289.8
2	1 J. REA	Kawasaki ZX-10R	289.8
3	32 L. SAVADORI	Aprilia RSV4 RF	289.8
4	21 M. REITERBERGER	BMW S1000 RR	289.8
5	66 T. SYKES	Kawasaki ZX-10R	289.1
6	25 J. BROOKES	BMW S1000 RR	288.3
7	69 N. HAYDEN	Honda CBR1000RR SP	286.0
8	60 M. VAN DER MARK	Honda CBR1000RR SP	286.0
9	2 L. CAMIER	MV Austa 1000 F4	286.0
10	7 C. DAVIES	Ducati Panigale R	286.0
11	15 A. DE ANGELIS	Aprilia RSV4 RF	285.2
12	22 A. LOWES	Yamaha YZF R1	285.2
13	12 X. FORÉS	Ducati Panigale R	285.2
14	34 D. GIUGLIANO	Ducati Panigale R	284.5
15	151 M. BAIOTTO	Ducati Panigale R	282.3
16	17 K. ABRAHAM	BMW S1000 RR	279.3
17	119 P. SZKOPEK	Yamaha YZF R1	279.3
18	11 S. AL SULAITI	Kawasaki ZX-10R	277.9
19	16 J. HOOK	Kawasaki ZX-10R	277.2
20	4 G. VIZZIELLO	Kawasaki ZX-10R	274.4
21	9 D. SCHMITTER	Kawasaki ZX-10R	273.7

Seg. 1		Seg. 2		Seg. 3		Seg. 4		Seg. 5						
1	66 T. SYKES	7.124	1	7 C. DAVIES	15.484	1	7 C. DAVIES	33.522	1	66 T. SYKES	28.384	1	1 J. REA	22.252
2	21 M. REITERBERG	7.135	2	81 J. TORRES	15.578	2	1 J. REA	33.549	2	1 J. REA	28.390	2	7 C. DAVIES	22.392
3	32 L. SAVADORI	7.143	3	34 D. GIUGLIANO	15.610	3	81 J. TORRES	33.613	3	7 C. DAVIES	28.393	3	34 D. GIUGLIANO	22.408
4	69 N. HAYDEN	7.143	4	2 L. CAMIER	15.621	4	2 L. CAMIER	33.651	4	2 L. CAMIER	28.554	4	66 T. SYKES	22.436
5	22 A. LOWES	7.149	5	32 L. SAVADORI	15.629	5	22 A. LOWES	33.656	5	34 D. GIUGLIANO	28.665	5	22 A. LOWES	22.439
6	81 J. TORRES	7.152	6	66 T. SYKES	15.631	6	21 M. REITERBERG	33.727	6	69 N. HAYDEN	28.680	6	60 M. VAN DER MAR	22.575
7	1 J. REA	7.173	7	1 J. REA	15.637	7	34 D. GIUGLIANO	33.739	7	22 A. LOWES	28.687	7	32 L. SAVADORI	22.581
8	12 X. FORÉS	7.173	8	69 N. HAYDEN	15.708	8	66 T. SYKES	33.750	8	21 M. REITERBERG	28.708	8	2 L. CAMIER	22.639
9	25 J. BROOKES	7.178	9	21 M. REITERBERG	15.715	9	69 N. HAYDEN	33.777	9	32 L. SAVADORI	28.744	9	81 J. TORRES	22.682
10	15 A. DE ANGELIS	7.180	10	22 A. LOWES	15.719	10	32 L. SAVADORI	33.803	10	81 J. TORRES	28.763	10	12 X. FORÉS	22.685
11	7 C. DAVIES	7.180	11	12 X. FORÉS	15.722	11	60 M. VAN DER MAR	33.979	11	12 X. FORÉS	28.801	11	69 N. HAYDEN	22.707
12	34 D. GIUGLIANO	7.180	12	60 M. VAN DER MAR	15.746	12	12 X. FORÉS	34.061	12	25 J. BROOKES	28.813	12	21 M. REITERBERG	22.731
13	2 L. CAMIER	7.189	13	15 A. DE ANGELIS	15.804	13	25 J. BROOKES	34.123	13	60 M. VAN DER MAR	28.900	13	25 J. BROOKES	22.781
14	60 M. VAN DER MAR	7.212	14	25 J. BROOKES	15.878	14	15 A. DE ANGELIS	34.143	14	151 M. BAIOTTO	28.993	14	119 P. SZKOPEK	22.795
15	151 M. BAIOTTO	7.265	15	151 M. BAIOTTO	15.934	15	151 M. BAIOTTO	34.247	15	15 A. DE ANGELIS	29.295	15	151 M. BAIOTTO	22.985
16	17 K. ABRAHAM	7.304	16	9 D. SCHMITTER	16.276	16	17 K. ABRAHAM	34.479	16	17 K. ABRAHAM	29.357	16	15 A. DE ANGELIS	23.088
17	11 S. AL SULAITI	7.383	17	4 G. VIZZIELLO	16.312	17	119 P. SZKOPEK	34.934	17	16 J. HOOK	29.717	17	11 S. AL SULAITI	23.345
18	16 J. HOOK	7.394	18	119 P. SZKOPEK	16.357	18	9 D. SCHMITTER	34.980	18	9 D. SCHMITTER	29.752	18	4 G. VIZZIELLO	23.504
19	4 G. VIZZIELLO	7.444	19	11 S. AL SULAITI	16.374	19	4 G. VIZZIELLO	35.025	19	11 S. AL SULAITI	29.793	19	9 D. SCHMITTER	23.534
20	119 P. SZKOPEK	7.451	20	17 K. ABRAHAM	16.519	20	11 S. AL SULAITI	35.163	20	4 G. VIZZIELLO	29.850	20	17 K. ABRAHAM	23.547
21	9 D. SCHMITTER	7.498	21	16 J. HOOK	16.577	21	16 J. HOOK	35.308	21	119 P. SZKOPEK	29.856	21	16 J. HOOK	24.107







Imola Circuit 4.936 m

**Italian Round, 29-30 April 1 May 2016**
**World Superbike - Chronological Analysis Race 2**

Start at 13:00'42.680

1 / 3

7 C. DAVIES (1'47.240)								
Lap	Seg. 1	Seg. 2	Seg. 3	Seg. 4	Seg. 5	Lap Time	km/h	Local Time
1	7.439	16.090	33.655	28.702	<b>22.392</b>	1'48.278	216.6	13:02'30.958
2	7.210	15.592	<b>33.522</b>	28.502	22.465	1'47.291	285.2	13:04'18.249
3	7.250	15.489	33.755	28.478	22.474	1'47.446	283.0	13:06'05.695
4	7.217	15.520	33.605	28.682	22.427	1'47.451	284.5	13:07'53.146
5	7.236	15.614	33.591	28.486	22.457	1'47.384	284.5	13:09'40.530
6	7.232	<b>15.484</b>	33.575	28.485	22.464	<b>1'47.240</b>	284.5	13:11'27.700
7	7.215	15.502	33.660	28.707	22.516	1'47.600	285.2	13:13'15.370
8	<b>7.180</b>	15.544	33.641	28.610	22.516	1'47.491	<b>286.0</b>	13:15'02.861
9	7.216	15.721	34.030	28.573	22.622	1'48.162	284.5	13:16'51.023
10	7.213	15.545	33.686	<b>28.393</b>	22.485	1'47.322	284.5	13:18'38.345
11	7.203	15.532	33.623	28.546	22.417	1'47.321	284.5	13:20'25.666
12	7.208	15.569	33.607	28.589	22.560	1'47.533	284.5	13:22'13.199
13	7.202	15.643	33.667	28.730	22.426	1'47.668	284.5	13:24'00.867
14	7.233	15.631	33.811	28.545	22.414	1'47.634	284.5	13:25'48.501
15	7.239	15.636	33.768	28.700	22.584	1'47.927	<b>286.0</b>	13:27'36.428
16	7.232	15.642	33.805	28.595	22.579	1'47.853	283.7	13:29'24.281
17	7.211	15.618	33.930	28.793	22.663	1'48.215	283.7	13:31'12.496
18	7.217	15.736	33.938	28.814	22.620	1'48.325	285.2	13:33'00.821
19	7.235	15.737	33.964	28.992	23.209	1'49.137	284.5	13:34'49.958

1 J. REA (1'47.262)								
Lap	Seg. 1	Seg. 2	Seg. 3	Seg. 4	Seg. 5	Lap Time	km/h	Local Time
1	7.549	16.396	33.959	28.540	22.469	1'48.913	218.0	13:02'31.593
2	<b>7.173</b>	15.759	33.737	28.655	22.429	1'47.753	288.3	13:04'19.346
3	7.193	15.760	34.112	28.541	22.576	1'48.182	286.0	13:06'07.528
4	7.252	15.848	33.710	28.558	22.320	1'47.688	287.5	13:07'55.216
5	7.227	15.690	33.726	28.463	22.553	1'47.659	286.0	13:09'42.875
6	7.267	15.734	33.705	28.397	22.291	1'47.394	286.8	13:11'30.269
7	7.851	15.912	33.855	28.565	22.463	1'48.646	278.6	13:13'18.915
8	7.234	15.711	33.934	28.574	22.322	1'47.775	<b>289.8</b>	13:15'06.690
9	7.219	15.663	33.755	28.413	22.351	1'47.401	286.0	13:16'54.091
10	7.257	15.710	<b>33.549</b>	28.465	22.309	1'47.290	286.0	13:18'41.381
11	7.208	<b>15.637</b>	33.775	<b>28.390</b>	<b>22.252</b>	<b>1'47.262</b>	286.8	13:20'28.643
12	7.586	17.193	33.959	28.546	22.417	1'49.701	214.1	13:22'18.344
13	7.228	15.834	33.712	28.531	22.491	1'47.796	285.2	13:24'06.140
14	7.287	15.706	33.698	28.661	22.348	1'47.700	284.5	13:25'53.840
15	7.232	15.805	33.910	28.494	22.502	1'47.943	286.0	13:27'41.783
16	7.258	15.778	33.907	28.499	22.452	1'47.894	284.5	13:29'29.677
17	7.293	15.770	33.853	28.689	22.428	1'48.033	283.7	13:31'17.710
18	7.253	15.824	33.920	28.652	22.492	1'48.141	285.2	13:33'05.851
19	7.257	15.852	33.866	28.721	22.673	1'48.369	285.2	13:34'54.220

66 T. SYKES (1'47.550)								
Lap	Seg. 1	Seg. 2	Seg. 3	Seg. 4	Seg. 5	Lap Time	km/h	Local Time
1	7.591	16.497	33.951	28.691	22.525	1'49.255	221.1	13:02'31.935
2	<b>7.124</b>	15.660	<b>33.750</b>	28.661	22.580	1'47.775	286.8	13:04'19.710
3	7.126	15.743	34.003	28.717	22.612	1'48.201	284.5	13:06'07.911
4	7.174	15.698	33.771	28.618	22.479	1'47.740	287.5	13:07'55.651
5	7.147	15.693	33.821	28.581	22.545	1'47.787	287.5	13:09'43.438
6	7.239	<b>15.631</b>	33.795	28.520	22.522	1'47.707	286.0	13:11'31.145
7	7.200	15.832	33.957	28.560	22.549	1'48.098	280.8	13:13'19.243
8	7.159	15.716	33.853	28.695	22.519	1'47.942	<b>289.1</b>	13:15'07.185
9	7.140	15.779	33.866	28.491	22.576	1'47.852	286.8	13:16'55.037
10	7.216	15.748	33.952	28.637	22.488	1'48.041	285.2	13:18'43.078
11	7.206	15.671	33.788	28.611	22.503	1'47.779	284.5	13:20'30.857
12	7.213	15.843	33.972	28.580	22.551	1'48.159	282.3	13:22'19.016
13	7.157	15.722	33.808	<b>28.384</b>	22.479	<b>1'47.550</b>	286.8	13:24'06.566
14	7.204	15.762	33.925	28.571	22.753	1'48.215	285.2	13:25'54.781
15	7.186	15.721	33.880	28.628	<b>22.436</b>	1'47.851	285.2	13:27'42.632
16	7.154	15.682	33.919	28.633	22.439	1'47.827	286.0	13:29'30.459
17	7.206	15.673	34.003	28.619	22.458	1'47.959	285.2	13:31'18.418
18	7.210	15.771	34.112	28.655	22.513	1'48.261	286.0	13:33'06.679
19	7.139	15.749	33.766	28.499	22.730	1'47.883	286.0	13:34'54.562

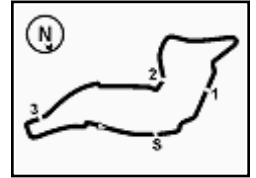
34 D. GIUGLIANO (1'47.778)								
Lap	Seg. 1	Seg. 2	Seg. 3	Seg. 4	Seg. 5	Lap Time	km/h	Local Time
1	7.438	17.107	34.348	29.214	22.655	1'50.762	218.8	13:02'33.442
2	7.195	15.729	33.855	<b>28.665</b>	22.797	1'48.241	283.7	13:04'21.683
3	7.228	15.761	33.773	28.861	22.749	1'48.372	283.0	13:06'10.055
4	7.224	15.774	33.762	28.804	22.772	1'48.336	283.7	13:07'58.391
5	7.212	15.766	33.845	28.834	22.751	1'48.408	283.0	13:09'46.799
6	7.224	15.804	33.903	29.060	22.697	1'48.688	280.8	13:11'35.487
7	7.191	15.761	33.792	28.896	22.540	1'48.180	282.3	13:13'23.667
8	7.200	15.662	33.756	28.831	22.562	1'48.011	280.8	13:15'11.678
9	7.226	15.636	33.846	28.732	22.518	1'47.958	281.5	13:16'59.636
10	7.226	15.644	33.812	28.833	22.566	1'48.081	282.3	13:18'47.717
11	7.195	<b>15.610</b>	33.754	28.751	22.468	<b>1'47.778</b>	283.0	13:20'35.495
12	7.210	15.635	33.837	28.835	22.527	1'48.044	283.0	13:22'23.539
13	<b>7.180</b>	15.703	33.854	28.785	<b>22.408</b>	<b>1'47.930</b>	<b>284.5</b>	13:24'11.469
14	7.229	15.628	<b>33.739</b>	28.847	22.608	1'48.051	280.8	13:25'59.520
15	7.268	15.756	33.871	28.883	22.581	1'48.359	280.8	13:27'47.879

P = Pits In/Out - C = Lap-Time Cancelled

16	7.185	15.790	33.940	28.936	22.648	1'48.499	282.3	13:29'36.378
17	7.272	15.627	33.976	28.855	22.714	1'48.444	280.8	13:31'24.822
18	7.230	15.789	33.900	28.948	22.898	1'48.765	281.5	13:33'13.587
19	7.269	15.887	34.148	29.153	23.007	1'49.464	280.1	13:35'03.051

2 L. CAMIER (1'48.030)								
Lap	Seg. 1	Seg. 2	Seg. 3	Seg. 4	Seg. 5	Lap Time	km/h	Local Time
1	7.869	17.296	34.681	29.005	23.007	1'51.858	218.4	13:02'34.538
2	7.284	15.734	33.768	28.804	22.780	1'48.370	283.0	13:04'22.908
3	7.205	15.974	33.929	28.709	22.833	1'48.650	284.5	13:06'11.558
4	7.236	15.779	33.763	28.869	22.962	1'48.609	283.0	13:08'00.167
5	7.372	15.782	34.026	28.941	22.973	1'49.094	280.8	13:09'49.261
6	<b>7.189</b>	15.802	33.933	28.754	22.836	1'48.514	283.7	13:11'37.775
7	7.206	<b>15.621</b>	33.884	28.777	23.002	1'48.490	<b>286.0</b>	13:13'26.265
8	7.315	15.739	33.733	28.659	22.652	1'48.098	281.5	13:15'14.363
9	7.308	15.716	33.746	<b>28.554</b>	22.707	1'48.031	280.1	13:17'02.394
10	7.290	15.658	33.691	28.731	22.660	<b>1'48.030</b>	282.3	13:18'50.424
11	7.279	15.668	<b>33.651</b>	28.593	23.079	1'48.270	283.0	13:20'38.694
12	7.399	15.811	33.845	28.749	22.740	1'48.544	280.1	13:22'27.238
13	7.267	15.743	33.805	28.691	22.723	1'48.229	282.3	13:24'15.467
14	7.292	15.685	34.063	28.833	22.830	1'48.703	282.3	13:26'04.170
15	7.308	15.685	33.858	28.726	22.678	1'48.255	280.1	13:27'52.425
16	7.325	15.727	33.816	28.711	22.690	1'48.269	280.8	13:29'40.694
17	7.326	15.798	33.919	28.831	22.679	1'48.553	278.6	13:31'29.247
18	7.331	15.809	33.958	28.806	<b>22.639</b>	1'48.543	280.1	13:33'17.790
19	7.273	15.760	33.831	28.737	22.817	1'48.418	280.8	13:35'06.208

22 A. LOWES (1'47.848)								
Lap	Seg. 1	Seg. 2	Seg. 3	Seg. 4	Seg. 5	Lap Time	km/h	Local Time
1	7.921	17.128	34.213	29.122	22.742	1'51.126	229.0	13:02'33.806
2	<b>7.178</b>	<b>15.719</b>	33.878	28.773	22.791	1'48.339	276.5	13:04'22.145
3	7.174	15.739	33.818	28.952	22.645	1'48.328	278.6	13:06'10.473
4	<b>7.149</b>	15.800	33.762	28.907	22.714	1'48.332	279.3	13:07'58.805
5	7.203	15.825	33.829	28.859	22.649	1'48.365	282.3	13:09'47.170
6	7.160	15.919	33.946	29.02				



Imola Circuit 4.936 m

## Italian Round, 29-30 April 1 May 2016 World Superbike - Chronological Analysis Race 2

Start at 13:00'42.680

12	7.198	15.913	34.032	28.951	22.871	1'48.965	276.5	13:22'31.427
13	7.143	16.037	34.046	29.099	22.707	1'49.032	280.8	13:24'20.459
14	7.231	16.004	34.276	28.872	22.981	1'49.364	282.3	13:26'09.823
15	7.270	15.938	34.199	29.005	22.868	1'49.280	280.8	13:27'59.103
16	7.185	15.944	34.350	28.934	22.945	1'49.358	284.5	13:29'48.461
17	7.210	15.970	34.242	28.982	22.801	1'49.205	283.0	13:31'37.666
18	7.232	15.896	34.281	28.769	22.735	1'48.913	283.7	13:33'26.579
19	7.181	15.836	34.185	29.686	23.294	1'50.182	285.2	13:35'16.761

### 60 M. VAN DER MARK (1'48.732)

Lap	Seg. 1	Seg. 2	Seg. 3	Seg. 4	Seg. 5	Lap Time	km/h	Local Time
1	7.842	17.490	34.884	29.381	23.008	1'52.605	224.3	13:02'35.285
2	7.212	15.962	34.139	29.050	22.947	1'49.310	280.1	13:04'24.595
3	7.269	15.839	34.438	29.159	22.916	1'49.621	284.5	13:06'14.216
4	7.250	15.763	34.047	29.340	22.712	1'49.112	283.0	13:08'03.328
5	7.289	15.822	33.979	29.077	22.873	1'49.040	286.0	13:09'52.368
6	7.274	15.920	34.085	29.126	22.752	1'49.157	283.0	13:11'41.525
7	7.262	15.895	34.066	29.087	22.684	1'48.994	284.5	13:13'30.519
8	7.255	15.777	34.104	29.021	22.575	1'48.732	284.5	13:15'19.251
9	7.235	15.844	34.109	28.964	22.760	1'48.912	283.7	13:17'08.163
10	7.262	15.746	34.075	29.120	22.764	1'48.967	282.3	13:18'57.130
11	7.247	15.840	34.083	29.076	22.844	1'49.090	285.2	13:20'46.220
12	7.275	15.896	34.301	28.940	22.784	1'49.196	283.0	13:22'35.416
13	7.245	15.823	34.269	29.064	22.715	1'49.116	283.7	13:24'24.532
14	7.279	15.812	34.037	28.931	22.699	1'48.758	283.7	13:26'13.290
15	7.302	15.749	34.040	28.900	23.082	1'49.073	284.5	13:28'02.363
16	7.414	15.811	34.017	29.110	22.644	1'48.996	281.5	13:29'51.359
17	7.322	15.900	34.205	29.042	22.785	1'49.254	283.0	13:31'40.613
18	7.351	15.880	34.177	28.928	22.631	1'48.967	283.0	13:33'29.580
19	7.260	15.818	34.090	28.992	22.795	1'48.955	283.7	13:35'18.535

### 12 X. FORÉS (1'48.759)

Lap	Seg. 1	Seg. 2	Seg. 3	Seg. 4	Seg. 5	Lap Time	km/h	Local Time
1	8.188	17.540	35.017	29.357	23.326	1'53.428	223.4	13:02'36.108
2	7.173	15.911	34.191	29.259	22.958	1'49.492	285.2	13:04'25.600
3	7.261	16.009	34.238	29.120	22.998	1'49.626	283.7	13:06'15.226
4	7.265	15.841	34.176	29.086	22.856	1'49.224	283.7	13:08'04.450
5	7.279	15.867	34.083	29.103	22.958	1'49.290	282.3	13:09'53.740
6	7.280	15.874	34.409	29.104	22.828	1'49.495	283.0	13:11'43.235
7	7.289	15.850	34.248	29.038	22.699	1'49.124	283.7	13:13'32.359
8	7.262	15.837	34.277	29.007	22.830	1'49.213	284.5	13:15'21.572
9	7.302	15.800	34.095	28.952	22.796	1'48.945	283.0	13:17'10.517
10	7.269	15.857	34.129	28.872	22.685	1'48.812	284.5	13:18'59.329
11	7.252	15.849	34.138	28.963	22.887	1'49.089	284.5	13:20'48.418
12	7.298	15.816	34.221	29.076	22.748	1'49.159	283.7	13:22'37.577
13	7.221	16.019	34.108	29.069	22.884	1'49.301	284.5	13:24'26.878
14	7.290	15.782	34.061	28.908	22.718	1'48.759	284.5	13:26'15.637
15	7.251	15.722	34.088	28.999	22.739	1'48.799	282.3	13:28'04.436
16	7.250	15.844	34.103	28.981	22.868	1'49.046	283.7	13:29'53.482
17	7.276	15.743	34.458	29.258	23.665	1'50.400	285.2	13:31'43.882
18	7.511	15.930	34.079	28.801	22.797	1'49.118	275.8	13:33'33.000
19	7.239	15.897	34.114	29.078	23.260	1'49.588	282.3	13:35'22.588

### 32 L. SAVADORI (1'48.212)

Lap	Seg. 1	Seg. 2	Seg. 3	Seg. 4	Seg. 5	Lap Time	km/h	Local Time
1	7.728	16.638	34.298	28.744	22.672	1'50.080	221.5	13:02'32.760
2	7.205	15.818	33.902	28.831	22.711	1'48.467	279.3	13:04'21.227
3	7.273	15.653	33.849	28.874	22.679	1'48.328	284.5	13:06'09.555
4	7.219	15.708	33.941	28.790	22.753	1'48.411	286.0	13:07'57.966
5	7.219	15.824	33.894	28.860	22.763	1'48.560	280.8	13:09'46.526
6	7.236	15.796	34.080	28.938	23.207	1'49.257	283.7	13:11'35.783
7	7.143	15.794	33.977	28.756	22.581	1'48.251	289.1	13:13'24.034
8	7.187	15.629	33.803	28.941	22.652	1'48.212	289.8	13:15'12.246
9	7.183	15.711	34.155	28.873	22.727	1'48.649	286.0	13:17'00.895
10	7.278	15.924	33.987	30.196	22.641	1'50.026	279.3	13:18'50.921
11	7.221	15.722	33.840	28.847	22.783	1'48.413	286.8	13:20'39.334
12	7.225	15.860	33.922	28.939	22.815	1'48.761	287.5	13:22'28.095
13	7.207	15.769	34.106	29.033	22.898	1'49.013	285.2	13:24'17.108
14	7.252	15.830	34.124	29.023	22.894	1'49.123	283.7	13:26'06.231
15	7.300	15.881	34.147	29.111	22.827	1'49.066	283.0	13:27'55.497
16	7.334	15.943	34.391	29.468	22.919	1'50.055	281.5	13:29'45.552
17	7.256	16.028	34.392	29.283	22.962	1'49.921	276.5	13:31'35.473
18	7.288	15.925	34.260	29.358	22.963	1'49.794	280.1	13:33'25.267
19	7.255	15.949	34.431	30.167	31.558	1'59.360	283.0	13:35'24.627

### 21 M. REITERBERGER (1'48.414)

Lap	Seg. 1	Seg. 2	Seg. 3	Seg. 4	Seg. 5	Lap Time	km/h	Local Time
1	7.827	17.117	34.517	29.166	22.825	1'51.452	222.0	13:02'34.132
2	7.158	15.844	33.847	28.921	22.771	1'48.541	283.0	13:04'22.673
3	7.135	15.808	33.767	28.977	22.759	1'48.446	289.8	13:06'11.119
4	7.135	15.728	33.727	29.148	22.811	1'48.549	289.8	13:07'59.668
5	7.157	16.321	33.971	28.997	22.879	1'49.325	289.1	13:09'48.993
6	7.195	15.768	33.955	28.815	22.799	1'48.532	286.8	13:11'37.525
7	7.159	15.732	33.923	28.885	23.455	1'49.154	289.8	13:13'26.679

8	7.214	16.157	33.969	28.722	22.866	1'48.928	289.1	13:15'15.607
9	7.182	15.715	33.860	28.708	22.949	1'48.414	287.5	13:17'04.021
10	7.205	15.928	34.051	28.846	22.826	1'48.856	288.3	13:18'52.877
11	7.170	15.791	34.121	29.003	22.731	1'48.816	288.3	13:20'41.693
12	7.230	15.904	34.034	29.369	22.904	1'49.441	287.5	13:22'31.134
13	7.171	16.157	34.430	29.161	22.857	1'49.776	287.5	13:24'20.910
14	7.186	16.000	34.133	29.157	23.030	1'49.506	288.3	13:26'10.416
15	7.207	16.004	34.440	29.295	23.359	1'50.305	287.5	13:28'00.721
16	7.324	16.220	34.894	29.752	23.173	1'51.363	283.7	13:29'52.084
17	7.298	16.232	34.834	29.533	23.977	1'51.874	283.7	13:31'43.958
18	7.383	16.488	34.858	29.483	23.424	1'51.636	280.1	13:33'35.594
19	7.274	16.402	35.130	29.954	23.848	1'52.608	282.3	13:35'28.252

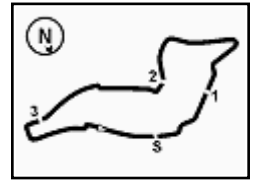
### 25 J. BROOKES (1'49.194)

Lap	Seg. 1	Seg. 2	Seg. 3	Seg. 4	Seg. 5	Lap Time	km/h	Local Time
1	8.183	17.341	35.058	29.618	23.473	1'53.673	226.2	13:02'36.353
2	7.178	17.966	34.871	29.243	24.137	1'53.395	288.3	13:04'29.748
3	7.263	15.970	34.496	28.992	22.946	1'49.667	285.2	13:06'19.415
4	7.231	15.878	34.429	29.213	22.987	1'49.738	285.2	13:08'09.153
5	7.243	15.893	34.123	29.034	23.173	1'49.466	286.8	13:09'58.619
6	7.232	15.919	34.273	28.935	22.875	1'49.234	281.5	13:11'47.853
7	7.220	16.178	34.323	29.133	22.883	1'49.737	286.0	13:13'37.590
8	7.247	15.892	34.457	29.149	23.274	1'50.019	283.7	13:15'27.609
9	7.268	15.912	34.351	28.854	22.867	1'49.252	284.5	13:17'16.861
10	7.232	15.921	34.510	28.813	22.781	1'49.257	283.7	13:19'06.118
11	7.243	15.958	34.198	29.009	22.869	1'49.277	283.7	13:20'55.395
12	7.266	15.908	34.242	28.860	23.405	1'49.681	283.0	13:22'45.076
13	7.390	15.924	34.282	29.008	22.829	1'49.433	280.8	13:24'34.509
14	7.274	15.909	34.218	28.972	22.942	1'49.415	282.3	13:26'23.924
15	7.270	15.929	34.236	28.957	22.966	1'49.358	283.7	13:28'13.282
16	7.266	16.024	34.266	28.816	23.034	1'49.406	283.7	13:30'02.688
17	7.262	15.901	34.289	28.829	22.957	1'49.238	283.0	13:31'51.926
18	7.260	15.901	34.205	28.874	22.954	1'49.194	283.7	13:33'41.120
19	7.247	15.988	34.772	28.981	22.950	1'49.938	283.7	13:35'31.058

### 15 A. DE ANGELIS (1'49.639)

</





Imola Circuit 4.936 m

## Italian Round, 29-30 April 1 May 2016 World Superbike - Chronological Analysis Race 2

Start at 13:00'42.680

4	7.493	16.693	35.582	30.284	24.029	1'54.081	275.1	13:08'20.567
5	7.495	16.893	35.684	30.138	<b>23.345</b>	1'53.555	265.6	13:10'14.122
6	7.608	16.452	35.226	29.980	23.582	<b>1'52.848</b>	245.1	13:12'06.970
7	<b>7.383</b>	16.446	36.227	29.823	23.378	1'53.257	<b>277.9</b>	13:14'00.227
8	7.414	16.680	35.486	29.956	23.600	1'53.136	265.0	13:15'53.363
9	7.483	16.754	35.222	29.959	23.567	1'52.985	261.8	13:17'46.348
10	7.403	16.680	35.272	29.908	24.635	1'53.898	260.5	13:19'40.246
11	7.643	16.656	<b>35.163</b>	<b>29.793</b>	23.602	1'52.857	260.5	13:21'33.103
12	7.520	17.139	35.447	29.953	23.576	1'53.635	262.4	13:23'26.738
13	7.492	16.667	35.234	30.375	23.612	1'53.380	254.4	13:25'20.118
14	7.524	16.405	35.370	30.314	23.467	1'53.080	273.7	13:27'13.198
15	7.398	16.477	36.897	30.149	23.516	1'54.437	270.9	13:29'07.635
16	7.506	16.669	35.496	30.194	23.785	1'53.650	261.1	13:31'01.285
17	7.493	16.725	35.626	30.381	23.980	1'54.205	266.9	13:32'55.490
18	7.481	16.770	35.825	32.681	29.411	2'02.168	262.4	13:34'57.658

### 119 P. SZKOPEK (1'52.582)

Lap	Seg. 1	Seg. 2	Seg. 3	Seg. 4	Seg. 5	Lap Time	km/h	Local Time
1	8.923	17.939	36.353	30.532	23.735	1'57.482	230.5	13:02'40.162
2	7.457	<b>16.357</b>	35.228	30.227	24.654	1'53.923	<b>279.3</b>	13:04'34.085
3	7.799	16.429	<b>34.934</b>	30.027	23.454	1'52.643	273.0	13:06'26.728
4	7.466	16.640	35.538	30.442	23.658	1'53.744	265.6	13:08'20.472
5	7.500	16.741	35.322	30.020	23.377	1'52.960	263.0	13:10'13.432
6	7.508	16.363	35.317	29.999	23.472	1'52.659	273.7	13:12'06.091
7	7.535	16.375	35.061	30.121	24.030	1'53.122	273.7	13:13'59.213
8	<b>7.451</b>	16.398	35.450	30.275	23.508	1'53.082	277.9	13:15'52.295
9	7.592	16.644	35.238	30.513	23.431	1'53.418	275.8	13:17'45.713
10	7.464	16.661	35.303	30.209	23.888	1'53.525	272.3	13:19'39.238
11	7.751	16.542	35.090	30.209	24.170	1'53.762	268.3	13:21'33.000
12	7.476	16.810	36.835	30.935	<b>22.795</b>	1'54.851	275.8	13:23'27.851
13	12.809	17.102	35.595	30.194	23.578	1'59.278	240.8	13:25'27.129
14	7.582	16.436	35.336	30.205	23.287	1'52.846	271.6	13:27'19.975
15	7.627	17.534	36.055	30.538	53.239	2'24.993 P	261.8	13:29'44.968
16	6.631	23.901	38.155	30.319	23.611	2'02.617 P	174.6	13:31'47.585
17	7.527	16.705	34.989	<b>29.856</b>	23.505	<b>1'52.582</b>	275.1	13:33'40.167
18	7.564	16.387	36.509	30.485	24.388	1'55.333	273.7	13:35'35.500

### 151 M. BAIOTTO (1'49.883)

Lap	Seg. 1	Seg. 2	Seg. 3	Seg. 4	Seg. 5	Lap Time	km/h	Local Time
1	8.044	17.891	35.337	29.627	23.394	1'54.293	223.8	13:02'36.973
2	7.298	16.737	34.395	29.452	23.119	1'51.001	275.1	13:04'27.974
3	<b>7.265</b>	16.035	34.372	29.547	23.414	1'50.633	277.9	13:06'18.607
4	7.384	16.026	34.317	<b>28.993</b>	23.165	1'49.885	<b>282.3</b>	13:08'08.492
5	7.332	<b>15.934</b>	<b>34.247</b>	29.342	23.169	1'50.024	280.1	13:09'58.516
6	7.418	16.144	34.412	29.209	<b>22.985</b>	1'50.168	273.7	13:11'48.684
7	7.321	15.942	34.322	29.251	23.047	<b>1'49.883</b>	280.8	13:13'38.567
8	7.406	15.960	34.500	30.025	23.190	1'51.081	278.6	13:15'29.648
9	7.428	25.881	38.123	32.081	2'58.549	4'42.062 P	277.9	13:20'11.710
10	6.380	18.528	36.086	30.231	23.383	1'54.608 P	205.1	13:22'06.318
11	7.427	16.115	34.484	29.178	23.147	1'50.351	276.5	13:23'56.669

### 17 K. ABRAHAM (40'39.999)

Lap	Seg. 1	Seg. 2	Seg. 3	Seg. 4	Seg. 5	Lap Time	km/h	Local Time
1	8.263	17.772	35.483	29.624	<b>23.547</b>	1'54.689	222.4	13:02'37.369

### 4 G. VIZZIELLO (40'39.999)

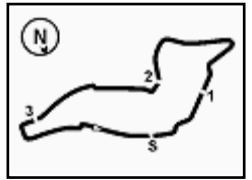
Lap	Seg. 1	Seg. 2	Seg. 3	Seg. 4	Seg. 5	Lap Time	km/h	Local Time
1	8.916	17.676	36.293	30.198	<b>23.504</b>	1'56.587	230.0	13:02'39.267

### 16 J. HOOK (40'39.999)

Lap	Seg. 1	Seg. 2	Seg. 3	Seg. 4	Seg. 5	Lap Time	km/h	Local Time
1	8.529	17.891	36.061	30.299	<b>24.107</b>	1'56.887	226.2	13:02'39.567

P = Pits In/Out - C = Lap-Time Cancelled



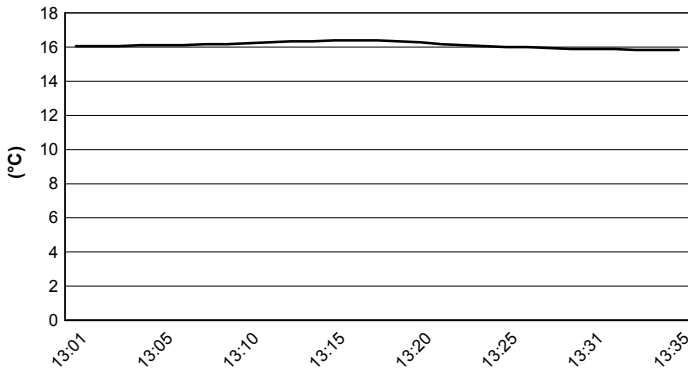


Imola Circuit 4.936 m

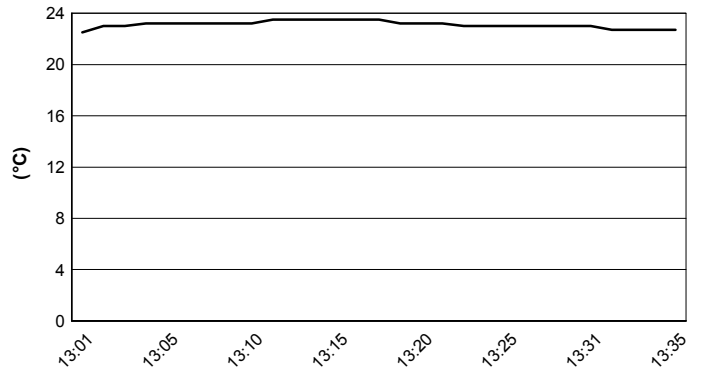
## Italian Round, 29-30 April 1 May 2016 World Superbike - Weather Report Race 2

Session started 13:00      Session ended 13:37

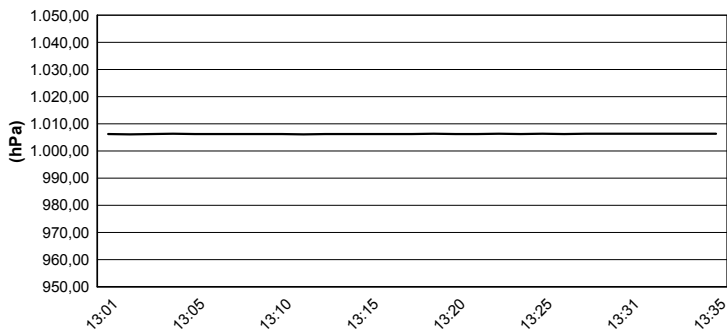
### Air Temperature



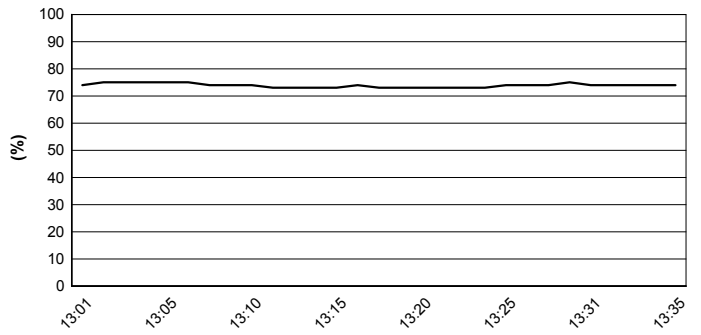
### Track Temperature



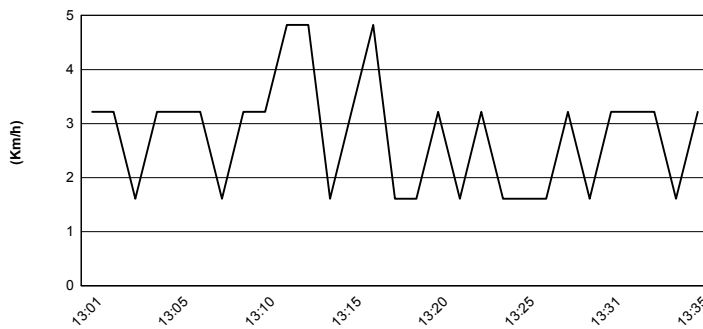
### Air Pressure



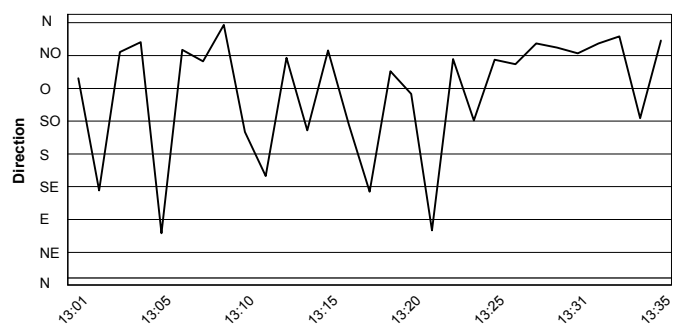
### Humidity

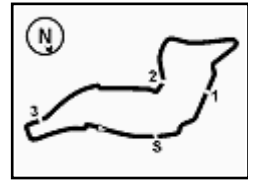


### Wind Speed



### Wind Direction





Imola Circuit 4.936 m

## Italian Round, 29-30 April 1 May 2016 World Superbike - Championship Standings

Points	Points From First	Points From Previous	February 28		March 13		April 3		April 17		May 1		May 15		May 29		June 19		July 10		September 18		October 2		October 16		October 28	
			PHILLIP ISLAND	BURIRAM	ARAGON	ASSEN	IMOLA	SEPANG	DONINGTON PARK	MISANO	LAGUNA SECA	LAUSITZRING	MAGNY-COURS	JEREZ	LOSAIL													
<b>1 REA</b> Jonathan (GBR)	<b>221</b>		25 25	25 20	20 16	25 25	20 20	20 20																				
			1 1	1 1	1 1	1 1	1 1	1 1																				
<b>2 DAVIES</b> Chaz (GBR)	<b>186</b>	35	20 6	13 16	25 25	20 11	25 25																					
			2 4	4 4	3 2	2 2	2 2																					
<b>3 SYKES</b> Tom (GBR)	<b>154</b>	67 32	11 10	20 25	16 20	20	16 16																					
			5 5	3 2	2 3	3 3	3 3																					
<b>4 VAN DER MARK</b> Michael (NED)	<b>106</b>	115 48	16 20	16 13	9	16 9	7																					
			3 2	2 3	4 4	4 4	4 4																					
<b>5 GIUGLIANO</b> Davide (ITA)	<b>88</b>	133 18	13 16	6	11 10	8	11 13																					
			4 3	6 6	6 5	7 7	6 5																					
<b>6 TORRES</b> Jordi (ESP)	<b>87</b>	134 1	8 9	8 8	9 11	11 1	13 9																					
			8 8	7 7	7 6	5 6	5 6																					
<b>7 HAYDEN</b> Nicky (USA)	<b>82</b>	139 5	7 13	11	10	16 10	7 8																					
			9 7	8 8	8 8	6 5	7 7																					
<b>8 SAVADORI</b> Lorenzo (ITA)	<b>64</b>	157 18	4	6 7	6 5	10 13	8 5																					
			12 14	14 11	10 10	10 9	8 8																					
<b>9 CAMIER</b> Leon (GBR)	<b>60</b>	161 4	9	5 5	13 7	10 11																						
			7 10	10 10	13 16	12 12	10 9																					
<b>10 LOWES</b> Alex (GBR)	<b>59</b>	162 1	2	10	8 7	8 9	5 10																					
			16 13	14	12 12	11 10	10 10																					
<b>11 GUINTOLI</b> Sylvain (FRA)	<b>58</b>	163 1	10 11	9 10	7 6	5																						
			6 5	5 5	5 6	8 8	9 11																					
<b>12 FORÉS</b> Xavi (ESP)	<b>49</b>	172 9		2	13 13	3 6	6 6																					
				18 18	16 10	14 13	12 12																					
<b>13 REITERBERGER</b> Markus (GER)	<b>47</b>	174 2	8	11 9	2 1	9	3 4																					
			12 9	9 9	9 9	9 11	12 13																					
<b>14 RAMOS</b> Román (ESP)	<b>36</b>	185 11	5 4	4 4	4 4	7 4																						
			11 10	12 11	11 13	12 14	14 14																					
<b>15 DE ANGELIS</b> Alex (RSM)	<b>32</b>	189 4	3	7 2	5 8	4	1 2																					
			15 14	14 14	14 13	15 15	15 15																					
<b>16 BROOKES</b> Joshua (AUS)	<b>30</b>	191 2	6 7	1	3 3	5	2 3																					
			10 9	10 13	14 15	16 16	16 16																					
<b>17 ABRAHAM</b> Karel (CZE)	<b>14</b>	207 16	3 5	1	1 2	2																						
			13 12	16 16	17 17	17 17	17 17																					
<b>18 BAIOTTO</b> Matteo (ITA)	<b>12</b>	209 2		3 3	2	4																						
				17 17	18 18	18 19	18 18																					
<b>19 MAHIAS</b> Lucas (FRA)	<b>9</b>	212 3			6 3	19 19																						
					19 18	19 19																						
<b>20 JONES</b> Mike (AUS)	<b>2</b>	219 7	2																									
			14 16	18 18	19 19	20 20	20 20																					
<b>21 BARRIER</b> Sylvain (FRA)	<b>2</b>	219 0	1 1																									
			15 16	18 18	19 19	20 20	20 20																					
<b>22 SCHMITTER</b> Dominic (SUI)	<b>1</b>	220 1																										
<b>23 LUSSIANA</b> Matthieu (FRA)	<b>1</b>	220 0			1																							
					22 22	22 22	22 22																					

First Line: Championship Standings - Second Line: Ranking Progression

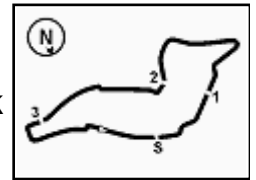
FICR PEROGIA TINING



Official Tyre Supplier



Official Timekeeper



Imola Circuit 4.936 m

## Italian Round, 29-30 April 1 May 2016 World Superbike - Manufacturers Standings

	Points	Points From First	Points From Previous	February 28 PHILLIP ISLAND		March 13 BURIRAM		April 3 ARAGON		April 17 ASSEN		May 1 IMOLA		May 15 SEPANG		May 29 DONINGTON PARK		June 19 MISANO		July 10 LAGUNA SECA		September 18 LAUSITZRING		October 2 MAGNY-COURS		October 16 JEREZ		October 28 LOSAIL	
				1	2	1	2	1	2	1	2	1	2	1	2	1	2	1	2	1	2	1	2	1	2	1	2	1	2
1 KAWASAKI	230			25	25	25	25	20	20	25	25	20	20																
2 DUCATI	196	34		20	16	13	16	25	25	20	11	25	25																
3 HONDA	133	97	63	16	20	16	13	10	9	16	16	9	8																
4 BMW	92	138	41	8	9	11	9	9	11	11	2	13	9																
5 YAMAHA	88	142	4	10	11	10	10	8	7	8	9	5	10																
6 APRILIA	71	159	17	4	3	7	7	6	8	10	13	8	5																
7 MV AGUSTA	60	170	11	9	5	5	5	7	7	13	7	10	11																

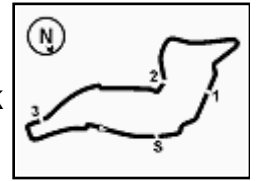
First Line: Championship Standings - Second Line: Ranking Progression

**PIRELLI PERGOIA TINING**


Official Tyre Supplier



Official Timekeeper



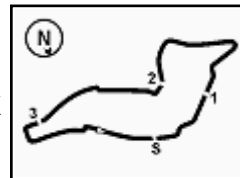
Imola Circuit 4.936 m

## Italian Round, 29-30 April 1 May 2016 World Superbike - Pirelli Best Lap Award

Points	Points From First	Points From Previous	February 28	March 13	April 3	April 17	May 1	May 15	May 29	June 19	July 10	September 18	October 2	October 16	October 28	
			PHILLIP ISLAND	BURIRAM	ARAGON	ASSEN	IMOLA	SEPANG	DONINGTON PARK	MISANO	LAGUNA SECA	LAUSITZRING	MAGNY-COURS	JEREZ	LOSAIL	
<b>Fastest Laps</b>																
<b>1 DAVIES</b> Chaz (GBR)	<b>6</b>		1		1 1	1	1 1									
<b>2 REA</b> Jonathan (GBR)	<b>3 3</b>			1 1		1										
<b>3 GIUGLIANO</b> Davide (ITA)	<b>1 5 2</b>	1														







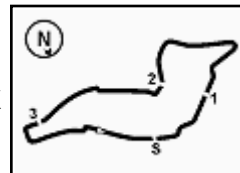
## Italian Round, 29-30 April 1 May 2016 World Superbike - Rider's Performance

Imola Circuit 4.936 m

	Points	Points From First	Points From Previous	February 28	March 13	April 3	April 17	May 1	May 15	May 29	June 19	July 10	September 18	October 2	October 16	October 28			
				PHILLIP ISLAND	BURIRAM	ARAGON	ASSEN	IMOLA	SEPANG	DONINGTON PARK	MISANO	LAGUNA SECA	LAUSITZRING	MAGNY-COURS	JEREZ	LOSAIL	G 1 2	G 1 2	
1 REA	221			3 1 1	2 1 2	5 2 3	4 1 1	3 2 2											
2 DAVIES	186	35		9 2 10	4 4 3	4 1 1	6 2 5	1 1 1											
3 SYKES	154	67	32	1 5 6	3 2 1	1 3 2	1 Rt 2	4 3 3											
4 VAN DER MARK	106	115	48	6 3 2	1 3 4	11 Rt 7	5 Rt 3	11 7 9											
5 GIUGLIANO	88	133	18	2 4 3	6 18 10	6 5 6	3 Rt 8	2 5 4											
6 TORRES	87	134	1	12 8 7	10 8 8	8 7 5	9 5 15	6 4 7											
7 HAYDEN	82	139	5	7 9 4	8 Rt 5	10 6 Rt	10 3 6	9 9 8											
8 SAVADORI	64	157	18	8 12 Rt	18 10 9	12 10 11	11 6 4	5 8 11											
9 CAMIER	60	161	4	10 7 Rt	14 11 11	7 Rt 16	13 4 9	7 6 5											
10 LOWES	59	162	1	5 Rt 14	7 6 Rt	3 8 9	12 8 7	14 11 6											
11 GUINTOLI	58	163	1	4 6 5	5 7 6	2 9 10	2 Rt 11	12											
12 FORÉS	49	172	9	13 Rt	16 14 Rt	9 4 4	8 13 10	13 10 10											
13 REITERBERGER	47	174	2	11 Rt 8	9 5 7	13 14 15	7 7 16	8 13 12											
14 RAMOS	36	185	11	17 11 12	15 12 12	14 12 12	18 9 12												
15 DE ANGELIS	32	189	4	18 Rt 13	19 9 14	16 11 8	16 12	17 15 14											
16 BROOKES	30	191	2	14 10 9	13 15 16	18 13 13	14 11 Rt	15 14 13											
17 ABRAHAM	14	207	16	16 13 11	11 Rt 15	15 15 14	22 Rt 14	16 16 Fl											
18 BAIOTTO	12	209	2		12 13 13	17 Rt 17	15 14 Rt	10 12 Rt											
19 MAHIAS	9	212	3				17 10 13	23											
20 JONES	2	219	7	21 14 Rt															
21 BARRIER	2	219	0	15 15 15	17 16 17	19 16 Rt													
22 SCHMITTER	1	220	1	19 16 16	23 19 19	21 18 19		20 18 Fl 15											
23 LUSSIANA	1	220	0			20 17 18	19 15 17												

G = Grid - 1 = Race 1 - 2 = Race 2

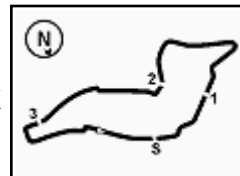
Ns = Did Not Start - Rt = Retired - Ex = Excluded - Fl = Fallen



## Italian Round, 29-30 April 1 May 2016 World Superbike - Best Laps & Speeds

1 / 2

No.	Rider	Nat	Bike	Best Lap		FP1		FP2		FP3		SP1		SP2		RC1		W1A		RC2			
				laps	speed	laps	speed	laps	speed	laps	speed	laps	speed	laps	speed	laps	speed	laps	speed	laps	speed	laps	speed
1	<b>7 DAVIES Chaz</b>	GBR	Ducati Panigale R	1'45.598	289	1'47.441	24	287	23	1'47.014	288	9	288	1'45.598	289	1'46.700	18	289	7	249	19	1'47.240	286
2	<b>34 GIUGLIANO Davide</b>	ITA	Ducati Panigale R	1'46.055	288	1'48.384	23	283	18	1'48.682	284	9	284	1'46.055	288	1'47.152	18	288	5	250	19	1'47.778	284
3	<b>1 REA Jonathan</b>	GBR	Kawasaki ZX-10R	1'46.328	292	1'48.284	20	288	22	1'47.444	290	9	290	1'46.328	291	1'46.845	18	292	2	262	19	1'47.262	290
4	<b>66 SYKES Tom</b>	GBR	Kawasaki ZX-10R	1'46.331	292	1'48.691	20	284	13	1'47.347	285	7	289	1'46.331	288	1'47.103	18	292			19	1'47.550	289
5	<b>32 SAVADORI Lorenzo</b>	ITA	Aprilia RSV4 RF	1'46.531	290	1'48.242	22	288	19	1'48.520	290	8	288	1'46.531	290	1'47.756	18	290	7	246	19	1'48.212	290
6	<b>81 TORRES Jordi</b>	ESP	BMW S1000 RR	1'46.867	291	1'48.880	23	284	24	1'48.077	288	8	285	1'46.867	291	1'47.723	18	291	7	262	19	1'48.174	290
7	<b>2 CAMIER Leon</b>	GBR	MV Agusta 1000 F4	1'46.911	289	1'47.943	25	281	23	1'48.067	280	5	282	1'46.911	284	1'47.851	18	289	6	249	19	1'48.030	286
8	<b>21 REITERBERGER Markus</b>	GER	BMW S1000 RR	1'46.952	291	1'48.874	22	287	23	1'47.949	288	7	291	1'46.952	291	1'48.307	18	291	7	270	19	1'48.414	290
9	<b>69 HAYDEN Nicky</b>	USA	Honda CBR1000RR SP	1'47.429	288	1'49.587	24	282	20	1'49.364	283	9	287	1'47.757	288	1'48.154	18	288	5	268	19	1'48.128	286
10	<b>151 BAIOTTO Matteo</b>	ITA	Ducati Panigale R	1'47.471	287	1'48.547	22	279	16	1'48.519	283	7	282	1'47.471	282	1'48.579	18	287	5	251	11	1'49.883	282
11	<b>60 VAN DER MARK Michael</b>	NED	Honda CBR1000RR SP	1'47.563	291	1'49.166	20	280	19	1'49.416	283	9	284	1'47.602	286	1'48.647	18	291	7	266	19	1'48.732	286
12	<b>12 FORÉS Xavi</b>	ESP	Ducati Panigale R	1'47.811	288	1'52.373	4	277	16	1'48.778	284	8	286	1'47.811	286	1'48.623	18	288	7	254	19	1'48.759	285
13	<b>22 LOWES Alex</b>	GBR	Yamaha YZF R1	1'47.848	289	1'49.074	15	285	19	1'48.600	287	6	284	1'48.001	288	1'48.535	18	289	6	258	19	1'47.848	285
14	<b>25 BROOKES Joshua</b>	AUS	BMW S1000 RR	1'48.046	291	1'50.537	22	279	25	1'49.239	284	8	285	1'48.046	286	1'49.080	18	291	8	262	19	1'49.194	288
15	<b>50 GUINTOLI Sylvain</b>	FRA	Yamaha YZF R1	1'48.206	288	1'48.440	13	287	19	1'48.342	288	8	288	1'48.206	284	1'48.677							
16	<b>17 ABRAHAM Karel</b>	CZE	BMW S1000 RR	1'49.167	287	1'50.893	24	284	5	1'52.712	282	8	286	1'49.167	285	1'50.620	18	287	7	251		1'52.505	
17	<b>15 DE ANGELIS Alex</b>	RSM	Aprilia RSV4 RF	1'49.321	289	1'50.603	24	284	20	1'49.649	286	4	285	1'49.321	286	1'49.468	18	289	8	260	19	1'49.639	285
18	<b>44 MAHIAS Lucas</b>	FRA	Kawasaki ZX-10R	1'49.695	284	1'50.316	15	279	18	1'49.695	284												
19	<b>9 SCHMITTER Dominic</b>	SUI	Kawasaki ZX-10R	1'49.857	278	1'53.192	12	274	23	1'51.062	276	8	275	1'49.857	278				7	247	19	1'52.505	274
20	<b>56 SEBESTYÉN Péter</b>	HUN	Yamaha YZF R1	1'49.916	277	1'53.104	22	276	19	1'51.564	277	8	275	1'49.916	276								
21	<b>119 SZKOPEK Pawel</b>	POL	Yamaha YZF R1	1'51.020	279	1'52.200	22	274	20	1'52.808	274	8	276	1'51.020	277	1'56.225	16	274	4	262	18	1'52.582	279

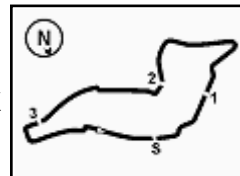


Imola Circuit 4.936 m

## Italian Round, 29-30 April 1 May 2016 World Superbike - Best Laps & Speeds

2 / 2

No.	Rider		Best Lap		FP1		FP2		FP3		SP1		SP2		RC1		W1A		RC2		
	Nat	Bike	laps	speed	laps	speed	laps	speed	laps	speed	laps	speed	laps	speed	laps	speed	laps	speed	laps	speed	
22	<b>16 HOOK Josh</b>		<b>1'51.827</b>		1'57.679		1'54.025		1'53.726		<b>1'51.827</b>				1'52.792		2'04.335				
	AUS	Kawasaki ZX-10R	61	279	9	270	12	275	7	276	8	<b>279</b>	18	<b>279</b>	7	261					
23	<b>11 AL SULAITI Saeed</b>		<b>1'52.108</b>		1'55.158		1'52.497		1'53.693		<b>1'52.108</b>				1'52.928		2'08.284		1'52.848		
	QAT	Kawasaki ZX-10R	85	278	19	268	19	272	8	274	7	274	7	275	7	237	18	<b>278</b>			
24	<b>4 VIZZIELLO Gianluca</b>		<b>1'54.841</b>						<b>1'54.841</b>								2'01.009				
	ITA	Kawasaki ZX-10R	12	276						5	<b>276</b>						7	262			



Imola Circuit 4.936 m

## Italian Round, 29-30 April 1 May 2016 World Superbike - Race Winners

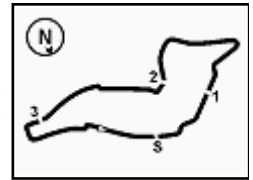
	2013	2014	2015	2016
<b>01 Phillip Island GP Circuit</b>	R1: Guintoli (Fra) Apr R2: Laverty (Irl) Apr	R1: Laverty (Irl) Suz R2: Guintoli (Fra) Apr	R1: Rea (Gbr) Kaw R2: Haslam (Gbr) Apr	R1: Rea (Gbr) Kaw R2: Rea (Gbr) Kaw
<b>02 Chang International</b>			R1: Rea (Gbr) Kaw R2: Rea (Gbr) Kaw	R1: Rea (Gbr) Kaw R2: Sykes (Gbr) Kaw
<b>03 MotorLand Aragon</b>	R1: Davies (Gbr) Bmw R2: Davies (Gbr) Bmw	R1: Sykes (Gbr) Kaw R2: Sykes (Gbr) Kaw	R1: Rea (Gbr) Kaw R2: Davies (Gbr) Duc	R1: Davies (Gbr) Duc R2: Davies (Gbr) Duc
<b>04 TT Circuit Assen</b>	R1: Sykes (Gbr) Kaw R2: Laverty (Irl) Apr	R1: Guintoli (Fra) Apr R2: Rea (Gbr) Hon	R1: Rea (Gbr) Kaw R2: Rea (Gbr) Kaw	R1: Rea (Gbr) Kaw R2: Rea (Gbr) Kaw
<b>05 Imola Circuit</b>	R1: Sykes (Gbr) Kaw R2: Sykes (Gbr) Kaw	R1: Rea (Gbr) Hon R2: Rea (Gbr) Hon	R1: Rea (Gbr) Kaw R2: Rea (Gbr) Kaw	R1: Davies (Gbr) Duc R2: Davies (Gbr) Duc
<b>06 Sepang International</b>		R1: Melandri (Ita) Apr R2: Melandri (Ita) Apr	R1: Rea (Gbr) Kaw R2: Davies (Gbr) Duc	
<b>07 Donington Park</b>	R1: Sykes (Gbr) Kaw R2: Sykes (Gbr) Kaw	R1: Sykes (Gbr) Kaw R2: Sykes (Gbr) Kaw	R1: Sykes (Gbr) Kaw R2: Sykes (Gbr) Kaw	
<b>08 Misano World Circuit</b>		R1: Sykes (Gbr) Kaw R2: Sykes (Gbr) Kaw	R1: Sykes (Gbr) Kaw R2: Rea (Gbr) Kaw	
<b>09 Mazda Raceway Laguna</b>	R1: Sykes (Gbr) Kaw R2: Laverty (Irl) Apr	R1: Melandri (Ita) Apr R2: Sykes (Gbr) Kaw	R1: Davies (Gbr) Duc R2: Davies (Gbr) Duc	
<b>11 Circuit de Nevers</b>	R1: Sykes (Gbr) Kaw R2: Sykes (Gbr) Kaw	R1: Guintoli (Fra) Apr R2: Melandri (Ita) Apr	R1: Rea (Gbr) Kaw R2: Rea (Gbr) Kaw	
<b>12 Circuito de Jerez</b>	R1: Laverty (Irl) Apr R2: Laverty (Irl) Apr	R1: Melandri (Ita) Apr R2: Melandri (Ita) Apr	R1: Sykes (Gbr) Kaw R2: Davies (Gbr) Duc	
<b>13 Losail International</b>		R1: Guintoli (Fra) Apr R2: Guintoli (Fra) Apr	R1: Torres (Esp) Apr R2: Haslam (Gbr) Apr	

### 2016

5 J. Rea  
4 C. Davies  
1 T. Sykes

### ALL TIMES

59 C. Fogarty	14 S. Russell	4 Y. Kagayama	2 M. Neukirchner	1 F. Nieto
52 T. Bayliss	14 B. Spies	4 M. Fabrizio	2 L. Baz	1 A. Barros
43 N. Haga	13 A. Slight	3 M. Doohan	1 A. Ryo	1 J. Torres
34 J. Rea	13 E. Laverty	3 A. Yanagawa	1 K. Kitagawa	
33 T. Corser	13 C. Davies	3 M. Tamada	1 Y. Takeda	
31 C. Edwards	11 S. Mertens	3 L. Lanzi	1 T. Aoki	
27 D. Polen	11 R. Xaus	3 R. Kiyonari	1 J. Whitham	
27 T. Sykes	11 R. Laconi	3 C. Crutchlow	1 A. Vieira	
24 C. Checa	10 F. Pirovano	2 M. Lucchiari	1 A. Morillas	
23 R. Roche	10 C. Vermeulen	2 T. Rymmer	1 G. Goodfellow	
21 M. Biaggi	9 S. Guintoli	2 D. Chandler	1 P. Picotte	
19 M. Melandri	8 F. Merkel	2 P. Goddard	1 T. Kipp	
17 P. Chili	8 A. Gobert	2 M. Lucchinelli	1 A. Meklau	
16 G. Falappa	7 B. Bostrom	2 M. Dowson	1 J. Reynolds	
16 N. Hodgson	5 D. Tardozzi	2 K. Magee	1 C. Walker	
16 J. Toseland	5 L. Haslam	2 H. Izutsu	1 A. Pitt	
14 J. Kocinski	4 R. Phillis	2 S. Byrne	1 G. McCoy	



## Italian Round, 29-30 April 1 May 2016 World Superbike - Team Standings

Imola Circuit 4.936 m

	February 28 PHILLIP ISLAND	March 13 BURIRAM	April 3 ARAGON	April 17 ASSEN	May 1 IMOLA	May 15 SEPANG	May 29 DONINGTON PARK	June 19 MISANO	July 10 LAGUNA SECA	September 18 LAUSITZRING	October 2 MAGNY-COURS	October 16 JEREZ	October 28 LOSAIL
<b>1 Kawasaki Racing Team</b>	<b>375</b>												
REA Jonathan <sup>1</sup>	221	25	25	20	20	16	25	25	20	20			
SYKES Tom <sup>1</sup>	154	11	10	20	25	16	20	20	16	16			
<b>2 Aruba.it Racing - Ducati</b>	<b>274</b>												
DAVIES Chaz <sup>3</sup>	186	20	6	13	16	25	25	20	11	25	25		
GIUGLIANO Davide <sup>3</sup>	88	13	16		6	11	10		8	11	13		
<b>3 Honda World Superbike Team</b>	<b>188</b>												
VAN DER MARK Michael <sup>9</sup>	106	16	20	16	13		9		16	9	7		
HAYDEN Nicky <sup>13</sup>	82	7	13		11	10		16	10	7	8		
<b>4 Althea BMW Racing Team</b>	<b>134</b>												
TORRES Jordi <sup>10</sup>	87	8	9	8	8	9	11	11	1	13	9		
REITERBERGER Markuš <sup>5</sup>	47		8	11	9	2	1	9		3	4		
<b>5 Pata Yamaha Official WorldSBK Team</b>	<b>117</b>												
LOWES Alex <sup>11</sup>	59		2	10		8	7	8	9	5	10		
GUINTOLI Sylvain <sup>11</sup>	58	10	11	9	10	7	6		5				
<b>6 IodaRacing Team</b>	<b>96</b>												
SAVADORI Lorenzo <sup>8</sup>	64	4		6	7	6	5	10	13	8	5		
DE ANGELIS Alex <sup>8</sup>	32		3	7	2	5	8	4		1	2		
<b>7 MV Agusta Reparto Corse</b>	<b>60</b>												
CAMIER Leon <sup>2</sup>	60	9		5	5			13	7	10	11		
<b>8 Barni Racing Team</b>	<b>49</b>												
FORÉS Xavi <sup>7</sup>	49			2		13	13	3	6	6	6		
<b>9 Milwaukee BMW</b>	<b>44</b>												
BROOKES Joshua <sup>9</sup>	30	6	7	1		3	3	5		2	3		
ABRAHAM Karel <sup>9</sup>	14	3	5		1	1	2		2				
<b>10 Team GoEleven</b>	<b>36</b>												
RAMOS Román <sup>12</sup>	36	5	4	4	4	4	4	7	4				
<b>11 VFT Racing</b>	<b>12</b>												
BAIOCCO Matteo <sup>14</sup>	12			3	3			2		4			
<b>12 Pedercini Racing</b>	<b>11</b>												
MAHIAS Lucas <sup>6</sup>	9							6	3				
BARRIER Sylvain <sup>6</sup>	2	1	1										
<b>13 Desmo Sport Ducati</b>	<b>2</b>												
JONES Mike <sup>15</sup>	2	2											
<b>14 Team ASPI</b>	<b>1</b>												
LUSSIANA Matthieu <sup>17</sup>	1							1					
<b>15 Grillini Racing Team</b>	<b>1</b>												
SCHMITTER Dominic <sup>4</sup>	1											1	