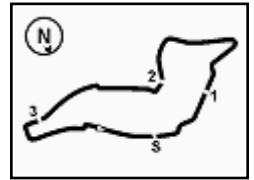


Imola Circuit 4.936 m

Italian Round, 29-30 April 1 May 2016

World Superbike - Free Practices & Superpole Combined Results

No.	Rider	Nat	Team	Bike	FP 1	FP 2	Laps	Superpole	Gap	Time	Avg
1	7 C. DAVIES	GBR	Aruba.it Racing - Ducati	Ducati Panigale R	1'47.441	1'47.014	47	1'45.598		1'45.598	168,276
2	34 D. GIUGLIANO	ITA	Aruba.it Racing - Ducati	Ducati Panigale R	1'48.384	1'48.682	41	1'46.055	0.457	1'46.055	167,551
3	1 J. REA	GBR	Kawasaki Racing Team	Kawasaki ZX-10R	1'48.284	1'47.444	42	1'46.328	0.730	1'46.328	167,121
4	66 T. SYKES	GBR	Kawasaki Racing Team	Kawasaki ZX-10R	1'48.691	1'47.347	33	1'46.331	0.733	1'46.331	167,116
5	32 L. SAVADORI	ITA	IodaRacing Team	Aprilia RSV4 RF	1'48.242	1'48.520	41	1'46.531	0.933	1'46.531	166,802
6	81 J. TORRES	ESP	Althea BMW Racing Team	BMW S1000 RR	1'48.880	1'48.077	47	1'46.867	1.269	1'46.867	166,278
7	2 L. CAMIER	GBR	MV Agusta Reparto Corse	MV Agusta 1000 F4	1'47.943	1'48.067	48	1'46.911	1.313	1'46.911	166,209
8	21 M. REITERBERGER	GER	Althea BMW Racing Team	BMW S1000 RR	1'48.874	1'47.949	45	1'46.952	1.354	1'46.952	166,146
9	69 N. HAYDEN	USA	Honda World Superbike Team	Honda CBR1000RR SP	1'49.587	1'49.364	44	1'47.429	1.831	1'47.429	165,408
10	151 M. BAIOTTO	ITA	VFT Racing	Ducati Panigale R	1'48.547	1'48.519	38	1'47.471	1.873	1'47.471	165,343
11	60 M. VAN DER MARK	NED	Honda World Superbike Team	Honda CBR1000RR SP	1'49.166	1'49.416	39	1'47.563	1.965	1'47.563	165,202
12	50 S. GUINTOLI	FRA	Pata Yamaha Official WorldSBK Team	Yamaha YZF R1	1'48.440	1'48.342	32	1'48.677	3.079	1'48.677	163,508
13	12 X. FORÉS	ESP	Barni Racing Team	Ducati Panigale R	1'52.373	1'48.778	20	1'47.811		1'47.811	164,822
14	22 A. LOWES	GBR	Pata Yamaha Official WorldSBK Team	Yamaha YZF R1	1'49.074	1'48.600	34	1'48.001	0.190	1'48.001	164,532
15	25 J. BROOKES	AUS	Milwaukee BMW	BMW S1000 RR	1'50.537	1'49.239	47	1'48.046	0.235	1'48.046	164,463
16	17 K. ABRAHAM	CZE	Milwaukee BMW	BMW S1000 RR	1'50.893	1'52.712	29	1'49.167	1.356	1'49.167	162,774
17	15 A. DE ANGELIS	RSM	IodaRacing Team	Aprilia RSV4 RF	1'50.603	1'49.649	44	1'49.321	1.510	1'49.321	162,545
18	9 D. SCHMITTER	SUI	Grillini Racing Team	Kawasaki ZX-10R	1'53.192	1'51.062	35	1'49.857	2.046	1'49.857	161,752
19	56 P. SEBESTYÉN	HUN	Team Tóth	Yamaha YZF R1	1'53.104	1'51.564	41	1'49.916	2.105	1'49.916	161,665
20	119 P. SZKOPEK	POL	Team Tóth	Yamaha YZF R1	1'52.200	1'52.808	42	1'51.020	3.209	1'51.020	160,058
21	16 J. HOOK	AUS	Grillini Racing Team	Kawasaki ZX-10R	1'57.679	1'54.025	21	1'51.827	4.016	1'51.827	158,903
22	11 S. AL SULAITI	QAT	Pedercini Racing	Kawasaki ZX-10R	1'55.158	1'52.497	38	1'52.108	4.297	1'52.108	158,504
23	44 L. MAHIAS	FRA	Pedercini Racing	Kawasaki ZX-10R	1'50.316	1'49.695	33			1'49.695	161,991



Imola Circuit 4.936 m

Italian Round, 29-30 April 1 May 2016
World Superbike - Starting Grid - Race 1
19 Laps x 4,936 km = 93,784 km



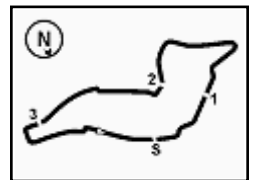
1	7 DAVIES C. Ducati 1'45.598 SP2	2	34 GIUGLIANO D. Ducati 1'46.055 SP2	3	1 REA J. Kawasaki 1'46.328 SP2	
2	4	66 SYKES T. Kawasaki 1'46.331 SP2	5	32 SAVADORI L. Aprilia 1'46.531 SP2	6	81 TORRES J. BMW 1'46.867 SP2
3	7	2 CAMIER L. MV Agusta 1'46.911 SP2	8	21 REITERBERGER M. BMW 1'46.952 SP2	9	69 HAYDEN N. Honda 1'47.429 SP2
4	10	151 BAIOCCO M. Ducati 1'47.471 SP2	11	60 VAN DER MARK M. Honda 1'47.563 SP2	12	12 FORÉS X. Ducati 1'47.811 SP1
5	13	22 LOWES A. Yamaha 1'48.001 SP1	14	25 BROOKES J. BMW 1'48.046 SP1	15	17 ABRAHAM K. BMW 1'49.167 SP1
6	16	15 DE ANGELIS A. Aprilia 1'49.321 SP1	17	9 SCHMITTER D. Kawasaki 1'49.857 SP1	18	56 SEBESTYÉN P. Yamaha 1'49.916 SP1
7	19	119 SZKOPEK P. Yamaha 1'51.020 SP1	20	16 HOOK J. Kawasaki 1'51.827 SP1	21	11 AL SULAITI S. Kawasaki 1'52.108 SP1
8						

Jury President

..... Race Director

FCR PERGGIA TINGI





Imola Circuit 4.936 m

1 / 2

Italian Round, 29-30 April 1 May 2016 World Superbike - Results Superpole 2

No.	Rider	Nat	Team	Bike	Time	Gap	Rel.	Laps	Speed	
									Avg	Max
1	7 C. DAVIES	GBR	Aruba.it Racing - Ducati	Ducati Panigale R	1'45.598			7	168,276	289,1
2	34 D. GIUGLIANO	ITA	Aruba.it Racing - Ducati	Ducati Panigale R	1'46.055	0.457	0.457	8	167,551	287,5
3	1 J. REA	GBR	Kawasaki Racing Team	Kawasaki ZX-10R	1'46.328	0.730	0.273	6	167,121	291,4
4	66 T. SYKES	GBR	Kawasaki Racing Team	Kawasaki ZX-10R	1'46.331	0.733	0.003	5	167,116	287,5
5	32 L. SAVADORI	ITA	IodaRacing Team	Aprilia RSV4 RF	1'46.531	0.933	0.200	7	166,802	289,8
6	81 J. TORRES	ESP	Althea BMW Racing Team	BMW S1000 RR	1'46.867	1.269	0.336	9	166,278	290,6
7	2 L. CAMIER	GBR	MV Agusta Reparto Corse	MV Agusta 1000 F4	1'46.911	1.313	0.044	9	166,209	283,7
8	21 M. REITERBERGER	GER	Althea BMW Racing Team	BMW S1000 RR	1'46.952	1.354	0.041	8	166,146	290,6
9	69 N. HAYDEN	USA	Honda World Superbike Team	Honda CBR1000RR SP	1'47.429	1.831	0.477	9	165,408	286,8
10	151 M. BAIOTTO	ITA	VFT Racing	Ducati Panigale R	1'47.471	1.873	0.042	8	165,343	282,3
11	60 M. VAN DER MARK	NED	Honda World Superbike Team	Honda CBR1000RR SP	1'47.563	1.965	0.092	6	165,202	286,0
12	50 S. GUINTOLI	FRA	Pata Yamaha Official WorldSBK Team	Yamaha YZF R1	1'48.677	3.079	1.114	2	163,508	284,5

AIR	Humidity:	53%	Temp:	18°C
TRACK	Condition:	Dry	Temp:	26°C

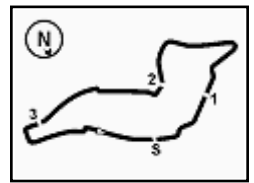
Lap Record:	2015 T.Sykes	1'46.707	166,530	Km/h
Best Lap:	2014 J.Rea	1'46.289	167,180	Km/h

30/04/2016 Start 10:55 End 11:24

The results are provisional until the end of the time limit for protests and appeals and the completion of the technical checks.

FCR PERGGIA TIMING





Italian Round, 29-30 April 1 May 2016 World Superbike - Results Superpole 2

Session Highlights

10.55.04		Start
11.00.33		RED FLAG
11.01.54	Guintoli	Crashed - Turn 12
11.07.24	Guintoli	Medical Center
11.17.05		WorldSSP Pit Lane Will Open at 11:35
11.24.00		End Of Session

Fastest Laps Sequence

No.	Rider	Nat	Team	Bike	Local Time	Time	Gap	Avg
1	J. REA	GBR	Kawasaki Racing Team	Kawasaki ZX-10R	10:56'52.167	1'51.391		159,525
1	J. REA	GBR	Kawasaki Racing Team	Kawasaki ZX-10R	10:58'39.679	1'47.512	-3.879	165,280
34	D. GIUGLIANO	ITA	Aruba.it Racing - Ducati	Ducati Panigale R	10:58'41.071	1'47.356	-0.156	165,520
7	C. DAVIES	GBR	Aruba.it Racing - Ducati	Ducati Panigale R	10:59'52.281	1'46.831	-0.525	166,334
1	J. REA	GBR	Kawasaki Racing Team	Kawasaki ZX-10R	11:00'26.469	1'46.790	-0.041	166,398
34	D. GIUGLIANO	ITA	Aruba.it Racing - Ducati	Ducati Panigale R	11:16'12.023	1'46.055	-0.735	167,551
7	C. DAVIES	GBR	Aruba.it Racing - Ducati	Ducati Panigale R	11:17'37.572	1'45.598	-0.457	168,276

30/04/2016 Start 10:55 End 11:24

The results are provisional until the end of the time limit for protests and appeals and the completion of the technical checks.

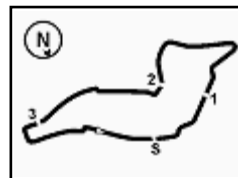
FCR PERDIA TIMING



Official Tyre Supplier



Official Timekeeper



Imola Circuit 4.936 m

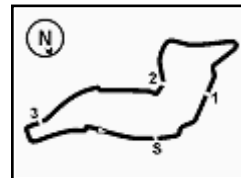
Italian Round, 29-30 April 1 May 2016
World Superbike - Best Sector & Speed Superpole 2
Best Lap

1	7 C. DAVIES	Ducati Panigale R	1'45.598
2	34 D. GIUGLIANO	Ducati Panigale R	1'46.055
3	1 J. REA	Kawasaki ZX-10R	1'46.328
4	66 T. SYKES	Kawasaki ZX-10R	1'46.331
5	32 L. SAVADORI	Aprilia RSV4 RF	1'46.531
6	81 J. TORRES	BMW S1000 RR	1'46.867
7	2 L. CAMIER	MV Aqusta 1000 F4	1'46.911
8	21 M. REITERBERGER	BMW S1000 RR	1'46.952
9	69 N. HAYDEN	Honda CBR1000RR SP	1'47.429
10	151 M. BAIOTTO	Ducati Panigale R	1'47.471
11	60 M. VAN DER MARK	Honda CBR1000RR SP	1'47.563
12	50 S. GUINTOLI	Yamaha YZF R1	1'48.677

Top Speeds

1	1 J. REA	Kawasaki ZX-10R	291.4
2	81 J. TORRES	BMW S1000 RR	290.6
3	21 M. REITERBERGER	BMW S1000 RR	290.6
4	32 L. SAVADORI	Aprilia RSV4 RF	289.8
5	7 C. DAVIES	Ducati Panigale R	289.1
6	66 T. SYKES	Kawasaki ZX-10R	287.5
7	34 D. GIUGLIANO	Ducati Panigale R	287.5
8	69 N. HAYDEN	Honda CBR1000RR SP	286.8
9	60 M. VAN DER MARK	Honda CBR1000RR SP	286.0
10	50 S. GUINTOLI	Yamaha YZF R1	284.5
11	2 L. CAMIER	MV Aqusta 1000 F4	283.7
12	151 M. BAIOTTO	Ducati Panigale R	282.3

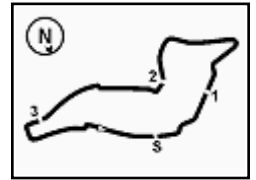
Seg. 1		Seg. 2		Seg. 3		Seg. 4		Seg. 5			
1	34 D. GIUGLIANO	7.089	1	34 D. GIUGLIANO	15.311	1	7 C. DAVIES	32.973	1	7 C. DAVIES	21.982
2	1 J. REA	7.090	2	81 J. TORRES	15.319	2	66 T. SYKES	33.211	2	1 J. REA	22.053
3	21 M. REITERBERG	7.092	3	66 T. SYKES	15.323	3	21 M. REITERBERG	33.224	3	32 L. SAVADORI	22.135
4	7 C. DAVIES	7.109	4	7 C. DAVIES	15.381	4	34 D. GIUGLIANO	33.252	4	34 D. GIUGLIANO	22.141
5	66 T. SYKES	7.114	5	32 L. SAVADORI	15.443	5	1 J. REA	33.322	5	2 L. CAMIER	22.252
6	32 L. SAVADORI	7.123	6	21 M. REITERBERG	15.480	6	81 J. TORRES	33.361	6	69 N. HAYDEN	22.263
7	69 N. HAYDEN	7.127	7	2 L. CAMIER	15.506	7	32 L. SAVADORI	33.366	7	81 J. TORRES	22.301
8	81 J. TORRES	7.162	8	1 J. REA	15.512	8	2 L. CAMIER	33.433	8	151 M. BAIOTTO	22.350
9	60 M. VAN DER MAR	7.183	9	60 M. VAN DER MAR	15.574	9	69 N. HAYDEN	33.496	9	66 T. SYKES	22.400
10	2 L. CAMIER	7.209	10	151 M. BAIOTTO	15.601	10	60 M. VAN DER MAR	33.516	10	21 M. REITERBERG	22.410
11	50 S. GUINTOLI	7.238	11	69 N. HAYDEN	15.611	11	151 M. BAIOTTO	33.583	11	60 M. VAN DER MAR	22.507
12	151 M. BAIOTTO	7.240	12	50 S. GUINTOLI	15.700	12	50 S. GUINTOLI	33.660	12	50 S. GUINTOLI	22.703



Imola Circuit 4.936 m

1 / 1

No. Rider	Nat	Bike	Seg. 1 Diff. 1	Seg. 2 Diff. 2	Seg. 3 Diff. 3	Seg. 4 Diff. 4	Seg. 5 Diff. 5	Ideal Time Best Lap	Pos.	Diff.
1 7 C. DAVIES	GBR	Ducati Panigale R	7.109	15.381	32.973	28.118 0.035	21.982	1'45.563 1'45.598	1	0.035
2 34 D. GIUGLIANO	ITA	Ducati Panigale R	7.089	15.311	33.252	28.350	22.053	1'46.055 1'46.055	2	0.000
3 1 J. REA	GBR	Kawasaki ZX-10R	7.090	15.512 0.022	33.322	28.247	22.135	1'46.306 1'46.328	3	0.022
4 66 T. SYKES	GBR	Kawasaki ZX-10R	7.114	15.323	33.211	28.542	22.141	1'46.331 1'46.331	4	0.000
5 32 L. SAVADORI	ITA	Aprilia RSV4 RF	7.123 0.025	15.443	33.366	28.273	22.301	1'46.506 1'46.531	5	0.025
6 81 J. TORRES	ESP	BMW S1000 RR	7.162 0.070	15.319 0.171	33.361	28.532	22.252	1'46.626 1'46.867	6	0.241
7 21 M. REITERBERGER	GER	BMW S1000 RR	7.092 0.129	15.480	33.224	28.585 0.179	22.263	1'46.644 1'46.952	8	0.308
8 2 L. CAMIER	GBR	MV Agusta 1000 F4	7.209	15.506	33.433	28.413	22.350	1'46.911 1'46.911	7	0.000
9 69 N. HAYDEN	USA	Honda CBR1000RR SP	7.127 0.028	15.611 0.013	33.496	28.530	22.400 0.224	1'47.164 1'47.429	9	0.265
10 60 M. VAN DER MARK	NED	Honda CBR1000RR SP	7.183	15.574 0.008	33.516 0.049	28.763 0.036	22.410 0.024	1'47.446 1'47.563	11	0.117
11 151 M. BAIOTTO	ITA	Ducati Panigale R	7.240	15.601	33.583	28.540	22.507	1'47.471 1'47.471	10	0.000
12 50 S. GUINTOLI	FRA	Yamaha YZF R1	7.238 0.117	15.700 0.012	33.660 0.303	28.944	22.703	1'48.245 1'48.677	12	0.432
Overall Ideal Time			7.089	15.311	32.973	28.118	21.982	1'45.473		



Imola Circuit 4.936 m

Italian Round, 29-30 April 1 May 2016

World Superbike - Chronological Analysis Superpole 2

1° 7 C. DAVIES (1'45.598)								
Lap	Seg. 1	Seg. 2	Seg. 3	Seg. 4	Seg. 5	Lap Time	km/h	Local Time
1	6.396	19.359	37.345	32.416	23.166	1'58.682 P	203.2	10:56'06.768
2	7.133	15.548	33.454	28.421	22.275	1'46.831	287.5	10:59'52.281
3	7.164	15.389	34.481	42.201	12'20.489	13'59.724 P	288.3	11:13'52.005
4	6.200	18.185	38.554	33.324	23.706	1'59.969 P	211.6	11:15'51.974
5	7.109	15.381	32.973	28.153	21.982	1'45.598	289.1	11:17'37.572
6	7.144	15.480	33.233	28.118	22.304	1'46.279	286.8	11:19'23.851
7	7.549	18.412	38.402	33.900	26.003	2'04.266	253.8	11:21'28.117

2° 34 D. GIUGLIANO (1'46.055)								
Lap	Seg. 1	Seg. 2	Seg. 3	Seg. 4	Seg. 5	Lap Time	km/h	Local Time
1	6.743	19.350	34.489	29.037	23.076	1'52.695 P	187.7	10:55'01.020
2	7.212	15.572	33.735	28.510	22.327	1'47.356	286.8	10:58'41.071
3	7.119	15.504	33.327	28.605	22.459	1'47.014	287.5	11:00'28.085
4	7.306	20.193	37.876	39.149	9'47.651	11'32.175 P	238.6	11:12'00.260
5	6.978	21.611	1'05.639	29.096	22.384	2'25.708 P	197.3	11:14'25.968
6	7.089	15.311	33.252	28.350	22.053	1'46.055	286.8	11:16'12.023
7	7.280	25.928	39.676	47.449	2'18.692	4'19.025 P	253.2	11:20'31.048
8	7.473	22.180	48.439	35.793	29.222	2'23.107 P	139.5	11:22'54.155

3° 1 J. REA (1'46.328)								
Lap	Seg. 1	Seg. 2	Seg. 3	Seg. 4	Seg. 5	Lap Time	km/h	Local Time
1	7.896	17.478	34.219	29.089	22.709	1'51.391 P	176.6	10:55'00.776
2	7.156	15.679	33.589	28.745	22.343	1'47.512	286.0	10:56'52.167
3	7.158	15.512	33.501	28.399	22.220	1'46.790	288.3	11:00'26.469
4	7.148	19.623	39.729	37.066	15'21.627	17'05.193 P	277.9	11:17'31.662
5	6.544	17.493	34.587	29.646	22.569	1'50.839 P	204.8	11:19'22.501
6	7.090	15.534	33.322	28.247	22.135	1'46.328	291.4	11:21'08.829

4° 66 T. SYKES (1'46.331)								
Lap	Seg. 1	Seg. 2	Seg. 3	Seg. 4	Seg. 5	Lap Time	km/h	Local Time
1	6.003	18.200	35.334	29.322	25.746	1'54.605 P	209.1	10:55'37.101
2	7.174	15.698	33.547	28.662	22.386	1'47.467	286.8	10:59'19.173
3	7.141	15.505	33.432	28.895	12'21.539	13'46.512 P	287.5	11:13'05.685
4	6.169	17.645	34.646	28.669	22.189	1'49.318 P	210.3	11:14'55.003
5	7.114	15.323	33.211	28.542	22.141	1'46.331	287.5	11:16'41.334

5° 32 L. SAVADORI (1'46.531)								
Lap	Seg. 1	Seg. 2	Seg. 3	Seg. 4	Seg. 5	Lap Time	km/h	Local Time
1	7.331	18.952	35.607	29.919	22.925	1'54.734 P	190.3	10:55'02.132
2	7.158	15.656	33.810	28.811	22.887	1'48.322	287.5	10:56'56.866
3	7.222	15.645	33.687	28.779	22.644	1'47.977 C	285.2	11:00'33.165
4	7.129	17.241	37.746	35.837	14'27.482	16'05.435 P	283.7	11:16'38.600
5	17.403	32.729	56.319	37.980	22.819	2'47.250 P		11:19'25.850
6	7.148	15.443	33.366	28.273	22.301	1'46.531	289.8	11:21'12.381
7	7.123	15.625	33.743	29.911	25.039	1'51.441	289.8	11:23'03.822

6° 81 J. TORRES (1'46.867)								
Lap	Seg. 1	Seg. 2	Seg. 3	Seg. 4	Seg. 5	Lap Time	km/h	Local Time
1	6.236	19.250	35.980	29.892	23.238	1'54.596 P	193.4	10:55'05.923
2	7.304	15.574	33.672	29.055	22.854	1'48.459	286.0	10:57'00.519
3	7.257	15.435	33.448	28.707	22.655	1'47.502 C	287.5	11:00'36.480
4	7.965	19.479	36.220	37.154	9'45.350	11'26.168 P	207.1	11:12'02.648
5	7.403	20.218	1'01.461	34.008	23.008	2'26.098 P	200.9	11:14'28.746
6	7.232	15.490	33.361	28.532	22.252	1'46.867	286.8	11:16'15.613
7	7.162	15.319	33.393	28.688	22.720	1'47.282	290.6	11:18'02.895
8	7.333	16.612	36.952	35.827	29.326	2'06.050	285.2	11:20'08.945
9	8.192	17.626	38.152	33.481	26.684	2'04.135	252.6	11:22'13.080

7° 2 L. CAMIER (1'46.911)								
Lap	Seg. 1	Seg. 2	Seg. 3	Seg. 4	Seg. 5	Lap Time	km/h	Local Time
1	6.905	18.667	35.992	29.749	23.272	1'54.585 P	180.5	10:55'10.239
2	7.274	15.569	33.766	28.724	22.646	1'47.979	282.3	10:57'04.824
3	7.325	15.575	33.591	28.703	22.545	1'47.739 C	283.7	11:00'40.542
4	7.804	19.435	36.193	35.346	9'41.642	11'20.420 P	199.5	11:12'00.962
5	8.132	18.459	35.473	30.501	23.177	1'55.742 P	181.7	11:13'56.704
6	7.262	15.531	33.506	28.512	22.592	1'47.403	280.8	11:15'44.107
7	7.349	16.546	36.130	33.326	1'35.033	3'08.384 P	277.9	11:18'52.491
8	6.993	18.285	35.947	30.002	23.049	1'54.276 P	180.5	11:20'46.767
9	7.209	15.506	33.433	28.413	22.350	1'46.911	283.7	11:22'33.678

8° 21 M. REITERBERGER (1'46.952)								
Lap	Seg. 1	Seg. 2	Seg. 3	Seg. 4	Seg. 5	Lap Time	km/h	Local Time
1	5.984	18.791	36.579	37.407	23.218	2'01.979 P	206.3	10:55'20.980
2	7.293	15.622	33.731	28.683	22.671	1'48.000	286.8	10:57'22.959
3	7.149	15.497	33.806	28.634	11'28.108	12'53.194 P	289.1	11:12'04.153
4	8.999	21.351	38.265	31.340	23.033	2'02.988 P	143.6	11:14'07.141
5	7.221	15.480	33.224	28.764	22.263	1'46.952	286.8	11:15'54.093
6	7.092	15.563	33.538	29.168	1'46.652	3'12.013 P	290.6	11:19'06.106
7	6.196	19.849	37.496	32.023	23.049	1'58.613 P	205.9	11:21'04.719
8	7.206	15.681	33.543	28.585	22.593	1'47.608	287.5	11:22'52.327

9° 69 N. HAYDEN (1'47.429)								
Lap	Seg. 1	Seg. 2	Seg. 3	Seg. 4	Seg. 5	Lap Time	km/h	Local Time
1	5.966	18.557	35.162	29.283	23.007	1'51.975 P	194.4	10:55'03.212
2	7.263	15.697	33.948	28.563	22.400	1'47.871	286.8	10:58'43.058
3	7.181	15.611	33.704	28.659	22.683	1'47.838	286.8	11:00'30.896
4	7.334	18.421	38.401	38.699	9'47.122	11'29.977 P	250.8	11:12'00.873
5	6.836	18.671	36.109	29.967	1'41.917	3'13.500 P	200.6	11:15'14.373
6	7.058	17.654	35.768	30.565	23.182	1'54.227 P	184.8	11:17'08.600
7	7.127	15.733	49.421	30.178	23.654	2'06.113	286.0	11:19'14.713
8	7.155	15.624	33.496	28.530	22.624	1'47.429	286.0	11:21'02.142
9	7.315	19.185	41.415	31.760	24.801	2'04.476	270.9	11:23'06.618

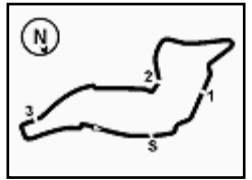
10° 151 M. BAIOTTO (1'47.471)								
Lap	Seg. 1	Seg. 2	Seg. 3	Seg. 4	Seg. 5	Lap Time	km/h	Local Time
1	6.402	20.283	38.632	31.517	23.266	2'00.100 P	200.2	10:55'58.634
2	7.319	16.069	34.182	29.025	22.885	1'49.480	280.1	10:59'48.214
3	7.295	15.784	39.534	42.142	10'33.028	12'17.783 P	281.5	11:12'05.997
4	6.512	19.002	36.002	30.121	23.000	1'54.637 P	194.4	11:14'00.634
5	7.286	15.804	33.787	28.988	22.630	1'48.495	280.8	11:15'49.129
6	7.245	18.450	36.696	31.160	1'33.684	3'07.235 P	280.8	11:18'56.364
7	6.127	18.981	36.004	30.351	23.339	1'54.802 P	212.4	11:20'51.166
8	7.240	15.601	33.583	28.540	22.507	1'47.471	282.3	11:22'38.637

11° 60 M. VAN DER MARK (1'47.563)								
Lap	Seg. 1	Seg. 2	Seg. 3	Seg. 4	Seg. 5	Lap Time	km/h	Local Time
1	7.849	17.558	34.557	32.123	30.361	2'02.448 P	193.7	10:55'22.986
2	7.353	16.105	33.771	28.763	22.410	1'48.402	284.5	10:57'58.734
3	7.230	15.624	33.516	30.822	12'09.487	13'36.679 P	285.2	11:12'50.515
4	6.361	19.451	37.801	30.380	22.817	1'56.810 P	204.4	11:14'47.325
5	7.183	15.582	33.565	28.799	22.434	1'47.563	284.5	11:16'34.888
6	7.211	15.574	33.729	29.028	23.034	1'48.576	286.0	11:18'23.464

12° 50 S. GUINTOLI (1'48.677)								
Lap	Seg. 1	Seg. 2	Seg. 3	Seg. 4	Seg. 5	Lap Time	km/h	Local Time
1	6.675	19.407	35.951	31.287	28.488	2'01.808 P	197.6	10:55'22.634
2	7.355	15.712	33.963	28.944	22.703	1'48.677	284.5	10:57'24.442

P = Pits In/Out - C = Lap-Time Cancelled



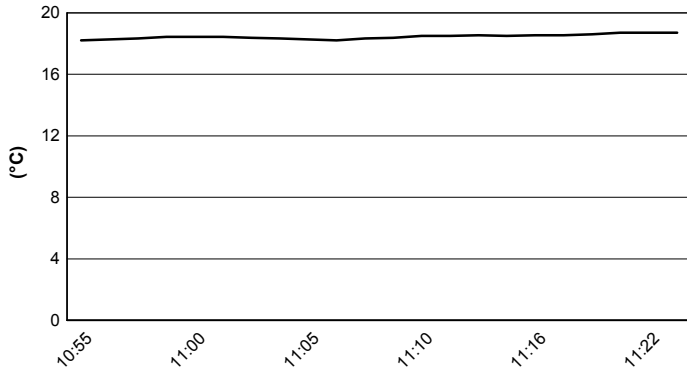


Imola Circuit 4.936 m

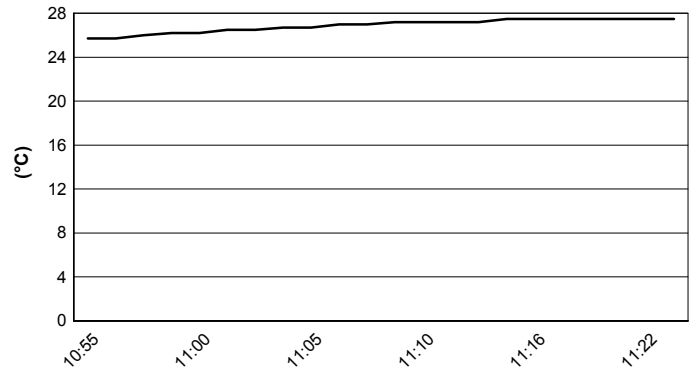
Italian Round, 29-30 April 1 May 2016 World Superbike - Weather Report Superpole 2

Session started 10:55 Session ended 11:24

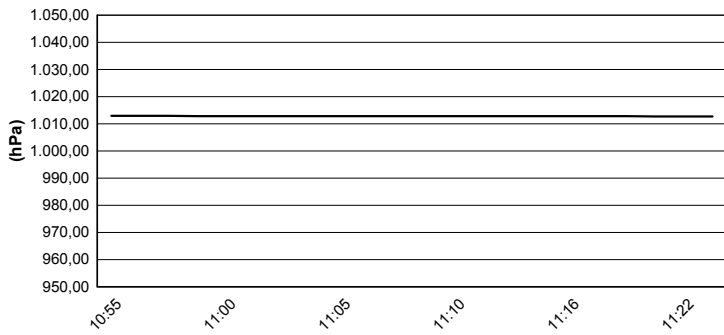
Air Temperature



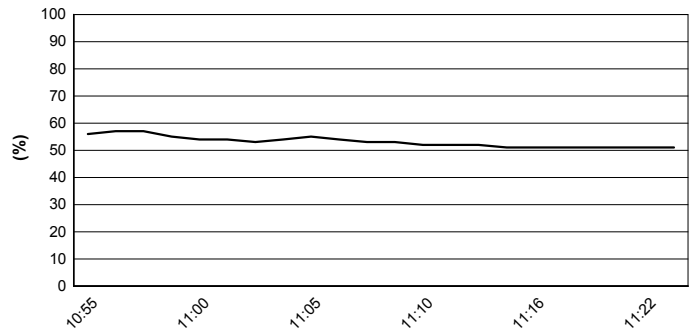
Track Temperature



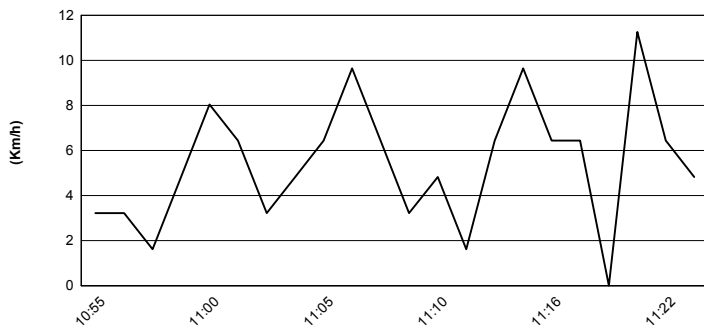
Air Pressure



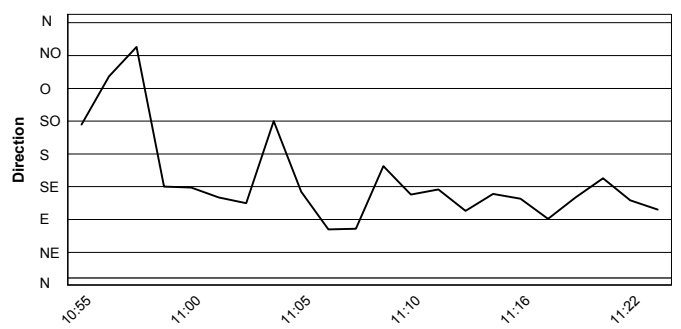
Humidity

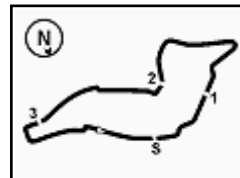


Wind Speed



Wind Direction



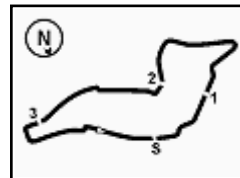


Imola Circuit 4.936 m

Italian Round, 29-30 April 1 May 2016

World Superbike - TISSOT- Superpole Award Superpole 2

Points	Points From First	Points From Previous	February 28	March 13	April 3	April 17	May 1	May 15	May 29	June 19	July 10	September 18	October 2	October 16	October 28			
			PHILLIP ISLAND	BURIRAM	ARAGON	ASSEN	IMOLA	SEPANG	DONINGTON PARK	MISANO	LAGUNA SECA	LAUSITZRING	MAGNY-COURS	JEREZ	LOSAIL			
1 SYKES Tom (GBR)	108		25	20	25	25	13											
2 GIUGLIANO Davide (ITA)	76	32	20	10	10	16	20											
3 REA Jonathan (GBR)	72	36	4	16	16	11	13	16										
4 DAVIES Chaz (GBR)	68	40	4	7	13	13	10	25										
5 GUINTOLI Sylvain (FRA)	68	40	0	13	11	20	20	4										
6 VAN DER MARK Michael (NED)	56	52	12	10	25	5	11	5										
7 LOWES Alex (GBR)	42	66	14	11	9	16	4	2										
8 HAYDEN Nicky (USA)	36	72	6	9	8	6	6	7										
9 TORRES Jordi (ESP)	35	73	1	4	6	8	7	10										
10 REITERBERGER Markus (GER)	32	76	3	5	7	3	9	8										
11 CAMIER Leon (GBR)	29	79	3	6	2	9	3	9										
12 SAVADORI Lorenzo (ITA)	28	80	1	8		4	5	11										
13 FORÉS Xavi (ESP)	21	87	7	3		7	8	3										
14 BAIOTTO Matteo (ITA)	11	97	10		4		1	6										
15 BROOKES Joshua (AUS)	8	100	3	2	3		2	1										
16 ABRAHAM Karel (CZE)	6	102	2		5	1												
17 RAMOS Román (ESP)	3	105	3		1	2												
18 BARRIER Sylvain (FRA)	1	107	2	1														



Imola Circuit 4.936 m

Italian Round, 29-30 April 1 May 2016 World Superbike - Superpole Ranking

102/05

	2013	2014	2015	2016
01 Phillip Island	Checa (Esp) Duc 1'30.234 (177,3 Km/h)	Guintoli (Fra) Apr 1'30.038 (177,7 Km/h)	Rea (Gbr) Kaw 1'31.212 (175,4 Km/h)	Sykes (Gbr) Kaw 1'30.020 (177,8 Km/h)
02 Buriram			Rea (Gbr) Kaw 1'33.382 (175,6 Km/h)	van der Mark (Ned) Hon 1'33.452 (175,4 Km/h)
03 Aragon	Sykes (Gbr) Kaw 1'56.339 (165,4 Km/h)	Sykes (Gbr) Kaw 1'56.479 (165,2 Km/h)	Haslam (Gbr) Apr 1'49.664 (166,7 Km/h)	Sykes (Gbr) Kaw 1'49.374 (167,1 Km/h)
04 Assen	Sykes (Gbr) Kaw 1'35.043 (172,0 Km/h)	Baz (Fra) Kaw 1'34.357 (173,3 Km/h)	Sykes (Gbr) Kaw 1'34.789 (172,5 Km/h)	Sykes (Gbr) Kaw 1'35.440 (171,3 Km/h)
05 Imola	Sykes (Gbr) Kaw 1'45.981 (167,7 Km/h)	Rea (Gbr) Hon 1'46.289 (167,2 Km/h)	Giugliano (Ita) Duc 1'46.382 (167,0 Km/h)	Davies (Gbr) Duc 1'45.598 (168,3 Km/h)
06 Sepang		Guintoli (Fra) Apr 2'03.002 (162,2 Km/h)	Sykes (Gbr) Kaw 2'03.240 (161,9 Km/h)	
07 Donington	Sykes (Gbr) Kaw 1'27.378 (165,7 Km/h)	Giugliano (Ita) Duc 1'44.903 (138,1 Km/h)	Sykes (Gbr) Kaw 1'27.071 (166,3 Km/h)	
08 Misano Adriatico		Sykes (Gbr) Kaw 1'34.883 (160,3 Km/h)	Sykes (Gbr) Kaw 1'34.214 (161,5 Km/h)	
09 Laguna Seca	Guintoli (Fra) Apr 1'22.683 (157,2 Km/h)	Sykes (Gbr) Kaw 1'21.811 (158,9 Km/h)	Davies (Gbr) Duc 1'22.101 (158,3 Km/h)	
11 Magny-Cours	Sykes (Gbr) Kaw 1'38.592 (161,1 Km/h)	Sykes (Gbr) Kaw 1'36.366 (164,8 Km/h)	Haslam (Gbr) Apr 1'56.404 (136,4 Km/h)	
12 Jerez	Lavery (Irl) Apr 1'40.620 (158,2 Km/h)	Baz (Fra) Kaw 1'40.298 (158,8 Km/h)	Sykes (Gbr) Kaw 1'40.292 (158,8 Km/h)	
13 Losail		Giugliano (Ita) Duc 1'57.033 (165,5 Km/h)	Sykes (Gbr) Kaw 1'56.821 (165,8 Km/h)	

2016

- 3 T. Sykes
- 1 M. van der Mark
- 1 C. Davies

ALL TIMES

- | | | |
|---------------|----------------|------------------|
| 43 T. Corser | 6 J. Kocinski | 2 D. Tardozzi |
| 33 T. Sykes | 6 C. Crutchlow | 2 A. Yanagawa |
| 26 T. Bayliss | 6 J. Rea | 2 M. Lucchinelli |
| 21 C. Fogarty | 5 D. Giugliano | 2 B. Bostrom |
| 17 D. Polen | 5 M. Biaggi | 2 B. Monti |
| 16 N. Hodgson | 4 F. Merkel | 2 M. Campbell |
| 15 C. Edwards | 4 J. Toseland | 2 Y. Nagai |
| 11 B. Spies | 4 S. Guintoli | 2 M. Neukirchner |
| 10 P. Chili | 3 S. Mertens | 2 L. Baz |
| 10 C. Checa | 3 R. Phillis | 2 E. Lavery |
| 9 R. Roche | 3 S. Martin | 2 C. Davies |
| 8 G. Falappa | 3 C. Vermeulen | 1 M. Doohan |
| 8 S. Russell | 3 Y. Kagayama | 1 D. Chandler |
| 8 A. Slight | 3 L. Haslam | 1 P. Goddard |
| 7 N. Haga | 3 J. Smrz | 1 M. Dowson |
| 7 R. Laconi | 2 A. Gobert | 1 A. Vieira |