

Imola Circuit 4.936 m

1 / 2

Italian Round, 29-30 April 1 May 2016 World Superbike - Results Warm Up

No.	Rider	Nat	Team	Bike	Time	Gap	Rel.	Laps	Speed	
									Avg	Max
1	60 M. VAN DER MARK	NED	Honda World Superbike Team	Honda CBR1000RR SP	2'00.812			7	147,085	266,3
2	4 G. VIZZIELLO	ITA	Team GoEleven	Kawasaki ZX-10R	2'01.009	0.197	0.197	7	146,845	262,4
3	25 J. BROOKES	AUS	Milwaukee BMW	BMW S1000 RR	2'01.048	0.236	0.039	8	146,798	261,8
4	15 A. DE ANGELIS	RSM	IodaRacing Team	Aprilia RSV4 RF	2'01.568	0.756	0.520	8	146,170	259,9
5	2 L. CAMIER	GBR	MV Agusta Reparto Corse	MV Agusta 1000 F4	2'02.005	1.193	0.437	6	145,646	249,1
6	22 A. LOWES	GBR	Pata Yamaha Official WorldSBK Team	Yamaha YZF R1	2'02.382	1.570	0.377	6	145,198	258,0
7	7 C. DAVIES	GBR	Aruba.it Racing - Ducati	Ducati Panigale R	2'02.506	1.694	0.124	7	145,051	249,1
8	32 L. SAVADORI	ITA	IodaRacing Team	Aprilia RSV4 RF	2'02.664	1.852	0.158	7	144,864	246,3
9	81 J. TORRES	ESP	Althea BMW Racing Team	BMW S1000 RR	2'02.683	1.871	0.019	7	144,842	261,8
10	21 M. REITERBERGER	GER	Althea BMW Racing Team	BMW S1000 RR	2'03.101	2.289	0.418	7	144,350	269,6
11	12 X. FORÉS	ESP	Barni Racing Team	Ducati Panigale R	2'03.136	2.324	0.035	7	144,309	254,4
12	34 D. GIUGLIANO	ITA	Aruba.it Racing - Ducati	Ducati Panigale R	2'03.499	2.687	0.363	5	143,885	250,3
13	17 K. ABRAHAM	CZE	Milwaukee BMW	BMW S1000 RR	2'03.610	2.798	0.111	7	143,755	250,8
14	1 J. REA	GBR	Kawasaki Racing Team	Kawasaki ZX-10R	2'03.833	3.021	0.223	2	143,496	261,8
15	16 J. HOOK	AUS	Grillini Racing Team	Kawasaki ZX-10R	2'04.335	3.523	0.502	7	142,917	260,5
16	69 N. HAYDEN	USA	Honda World Superbike Team	Honda CBR1000RR SP	2'04.818	4.006	0.483	5	142,364	268,3
17	151 M. BAIOTTO	ITA	VFT Racing	Ducati Panigale R	2'05.467	4.655	0.649	5	141,628	251,4
18	9 D. SCHMITTER	SUI	Grillini Racing Team	Kawasaki ZX-10R	2'06.019	5.207	0.552	7	141,007	247,4
19	119 P. SZKOPEK	POL	Team Tóth	Yamaha YZF R1	2'07.076	6.264	1.057	4	139,834	262,4
20	11 S. AL SULAITI	QAT	Pedercini Racing	Kawasaki ZX-10R	2'08.284	7.472	1.208	7	138,518	237,1

AIR	Humidity:	83%	Temp:	14°C
TRACK	Condition:	Wet	Temp:	18°C

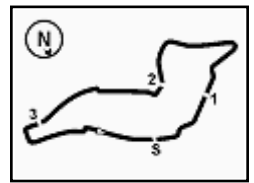
Lap Record:	2015 T.Sykes	1'46.707	166,530	Km/h
Best Lap:	2014 J.Rea	1'46.289	167,180	Km/h

Start 09:25
End 09:42

The results are provisional until the end of the time limit for protests and appeals and the completion of the technical checks.

FCR PERGGIA TIMING





Italian Round, 29-30 April 1 May 2016 World Superbike - Results Warm Up

Session Highlights

09.25.02		Start
09.35.27	Torres	Time Deleted - Cut Chicane
09.38.53	Hook	On the Gravel - Re-Joined - Turn 2
09.39.12	Lowe	Time Deleted (2'01.215) - Cut Chicane
09.42.17		End Of Session

Fastest Laps Sequence

No.	Rider	Nat	Team	Bike	Local Time	Time	Gap	Avg
25	J. BROOKES	AUS	Milwaukee BMW	BMW S1000 RR	09:27'19.701	2'14.825		131,798
2	L. CAMIER	GBR	MV Agusta Reparto Corse	MV Agusta 1000 F4	09:27'24.977	2'14.663	-0.162	131,956
60	M. VAN DER MARK	NED	Honda World Superbike Team	Honda CBR1000RR SP	09:27'37.469	2'10.248	-4.415	136,429
1	J. REA	GBR	Kawasaki Racing Team	Kawasaki ZX-10R	09:29'24.995	2'03.833	-6.415	143,496
34	D. GIUGLIANO	ITA	Aruba.it Racing - Ducati	Ducati Panigale R	09:29'26.165	2'03.499	-0.334	143,885
25	J. BROOKES	AUS	Milwaukee BMW	BMW S1000 RR	09:33'32.203	2'02.097	-1.402	145,537
25	J. BROOKES	AUS	Milwaukee BMW	BMW S1000 RR	09:35'33.361	2'01.158	-0.939	146,665
25	J. BROOKES	AUS	Milwaukee BMW	BMW S1000 RR	09:37'34.409	2'01.048	-0.110	146,798
60	M. VAN DER MARK	NED	Honda World Superbike Team	Honda CBR1000RR SP	09:41'15.401	2'00.812	-0.236	147,085

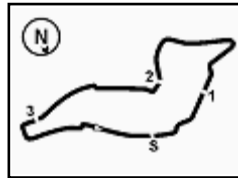
01/05/2016 Start
09:25

End
09:42

The results are provisional until the end of the time limit for protests and appeals and the completion of the technical checks.

FCR PERDUE TINO





Imola Circuit 4.936 m

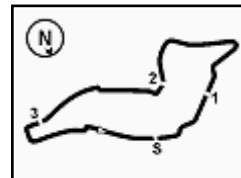
Italian Round, 29-30 April 1 May 2016
World Superbike - Best Sector & Speed Warm Up
Best Lap

1	60 M. VAN DER MARK	Honda CBR1000RR SP	2'00.812
2	4 G. VIZZIELLO	Kawasaki ZX-10R	2'01.009
3	25 J. BROOKES	BMW S1000 RR	2'01.048
4	15 A. DE ANGELIS	Aorilia RSV4 RF	2'01.568
5	2 L. CAMIER	MV Austa 1000 F4	2'02.005
6	22 A. LOWES	Yamaha YZF R1	2'02.382
7	7 C. DAVIES	Ducati Panigale R	2'02.506
8	32 L. SAVADORI	Aorilia RSV4 RF	2'02.664
9	81 J. TORRES	BMW S1000 RR	2'02.683
10	21 M. REITERBERGER	BMW S1000 RR	2'03.101
11	12 X. FORÉS	Ducati Panigale R	2'03.136
12	34 D. GIUGLIANO	Ducati Panigale R	2'03.499
13	17 K. ABRAHAM	BMW S1000 RR	2'03.610
14	1 J. REA	Kawasaki ZX-10R	2'03.833
15	16 J. HOOK	Kawasaki ZX-10R	2'04.335
16	69 N. HAYDEN	Honda CBR1000RR SP	2'04.818
17	151 M. BAIOTTO	Ducati Panigale R	2'05.467
18	9 D. SCHMITTER	Kawasaki ZX-10R	2'06.019
19	119 P. SZKOPEK	Yamaha YZF R1	2'07.076
20	11 S. AL SULAITI	Kawasaki ZX-10R	2'08.264

Top Speeds

1	21 M. REITERBERGER	BMW S1000 RR	269.6
2	69 N. HAYDEN	Honda CBR1000RR SP	268.3
3	60 M. VAN DER MARK	Honda CBR1000RR SP	266.3
4	119 P. SZKOPEK	Yamaha YZF R1	262.4
5	4 G. VIZZIELLO	Kawasaki ZX-10R	262.4
6	1 J. REA	Kawasaki ZX-10R	261.8
7	81 J. TORRES	BMW S1000 RR	261.8
8	25 J. BROOKES	BMW S1000 RR	261.8
9	16 J. HOOK	Kawasaki ZX-10R	260.5
10	15 A. DE ANGELIS	Aorilia RSV4 RF	259.9
11	66 T. SYKES	Kawasaki ZX-10R	258.6
12	22 A. LOWES	Yamaha YZF R1	258.0
13	12 X. FORÉS	Ducati Panigale R	254.4
14	151 M. BAIOTTO	Ducati Panigale R	251.4
15	17 K. ABRAHAM	BMW S1000 RR	250.8
16	34 D. GIUGLIANO	Ducati Panigale R	250.3
17	2 L. CAMIER	MV Austa 1000 F4	249.1
18	7 C. DAVIES	Ducati Panigale R	249.1
19	9 D. SCHMITTER	Kawasaki ZX-10R	247.4
20	32 L. SAVADORI	Aorilia RSV4 RF	246.3
21	11 S. AL SULAITI	Kawasaki ZX-10R	237.1

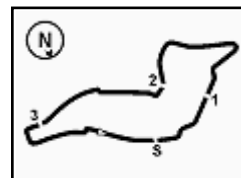
Seg. 1		Seg. 2		Seg. 3		Seg. 4		Seg. 5			
1	1 J. REA	7.530	1	4 G. VIZZIELLO	17.589	1	60 M. VAN DER MAR	31.804	1	25 J. BROOKES	25.418
2	4 G. VIZZIELLO	7.543	2	25 J. BROOKES	17.683	2	22 A. LOWES	31.981	2	4 G. VIZZIELLO	25.482
3	21 M. REITERBERG	7.550	3	22 A. LOWES	17.734	3	4 G. VIZZIELLO	32.063	3	15 A. DE ANGELIS	25.638
4	25 J. BROOKES	7.556	4	60 M. VAN DER MAR	17.829	4	15 A. DE ANGELIS	32.166	4	32 L. SAVADORI	25.686
5	17 K. ABRAHAM	7.575	5	15 A. DE ANGELIS	17.833	5	2 L. CAMIER	32.224	5	60 M. VAN DER MAR	25.718
6	22 A. LOWES	7.583	6	32 L. SAVADORI	17.993	6	2 L. CAMIER	32.225	6	7 C. DAVIES	25.800
7	60 M. VAN DER MAR	7.591	7	21 M. REITERBERG	18.010	7	34 D. GIUGLIANO	32.253	7	34 D. GIUGLIANO	25.901
8	12 X. FORÉS	7.602	8	81 J. TORRES	18.030	8	12 X. FORÉS	32.300	8	16 J. HOOK	25.926
9	69 N. HAYDEN	7.616	9	17 K. ABRAHAM	18.039	9	4 G. VIZZIELLO	32.468	9	2 L. CAMIER	25.932
10	34 D. GIUGLIANO	7.630	10	16 J. HOOK	18.185	10	81 J. TORRES	32.492	10	1 J. REA	25.935
11	16 J. HOOK	7.636	11	2 L. CAMIER	18.216	11	34 D. GIUGLIANO	32.724	11	22 A. LOWES	25.996
12	66 T. SYKES	7.647	12	151 M. BAIOTTO	18.266	12	17 K. ABRAHAM	32.783	12	12 X. FORÉS	26.061
13	15 A. DE ANGELIS	7.647	13	12 X. FORÉS	18.319	13	12 X. FORÉS	32.801	13	69 N. HAYDEN	26.156
14	7 C. DAVIES	7.655	14	69 N. HAYDEN	18.327	14	1 J. REA	32.870	14	17 K. ABRAHAM	26.283
15	2 L. CAMIER	7.657	15	34 D. GIUGLIANO	18.358	15	69 N. HAYDEN	32.922	15	81 J. TORRES	26.291
16	32 L. SAVADORI	7.672	16	7 C. DAVIES	18.367	16	16 J. HOOK	33.016	16	11 S. AL SULAITI	26.431
17	119 P. SZKOPEK	7.700	17	9 D. SCHMITTER	18.595	17	151 M. BAIOTTO	33.072	17	21 M. REITERBERG	26.431
18	81 J. TORRES	7.721	18	1 J. REA	18.597	18	9 D. SCHMITTER	33.429	18	151 M. BAIOTTO	26.560
19	9 D. SCHMITTER	7.739	19	119 P. SZKOPEK	18.693	19	119 P. SZKOPEK	33.711	19	9 D. SCHMITTER	26.603
20	151 M. BAIOTTO	7.843	20	66 T. SYKES	18.733	20	11 S. AL SULAITI	34.064	20	119 P. SZKOPEK	27.212
21	11 S. AL SULAITI	7.941	21	11 S. AL SULAITI	19.048	21	66 T. SYKES	34.294	21	66 T. SYKES	30.187



Imola Circuit 4.936 m

1 / 1

No. Rider	Nat	Bike	Seg. 1 Diff. 1	Seg. 2 Diff. 2	Seg. 3 Diff. 3	Seg. 4 Diff. 4	Seg. 5 Diff. 5	Ideal Time Best Lap	Pos.	Diff.
1 60 M. VAN DER MARK	NED	Honda CBR1000RR SP	7.591 0.061	17.829	37.289	31.804	25.718 0.520	2'00.231 2'00.812	1	0.581
2 25 J. BROOKES	AUS	BMW S1000 RR	7.556 0.007	17.683 0.005	37.983 0.180	31.981	25.418 0.235	2'00.621 2'01.048	3	0.427
3 4 G. VIZZIELLO	ITA	Kawasaki ZX-10R	7.543	17.589	37.927	32.468	25.482	2'01.009 2'01.009	2	0.000
4 22 A. LOWES	GBR	Yamaha YZF R1	7.583 0.072	17.734 0.328	37.891 0.427	32.063 0.288	25.996	2'01.267 2'02.382	6	1.115
5 15 A. DE ANGELIS	RSM	Aprilia RSV4 RF	7.647 0.045	17.833	37.971 0.210	32.224	25.638	2'01.313 2'01.568	4	0.255
6 2 L. CAMIER	GBR	MV Agusta 1000 F4	7.657	18.216	37.975	32.225	25.932	2'02.005 2'02.005	5	0.000
7 32 L. SAVADORI	ITA	Aprilia RSV4 RF	7.672 0.062	17.993 0.266	38.193	32.724 0.068	25.686	2'02.268 2'02.664	8	0.396
8 7 C. DAVIES	GBR	Ducati Panigale R	7.655 0.045	18.367 0.042	38.105	32.492	25.800	2'02.419 2'02.506	7	0.087
9 34 D. GIUGLIANO	ITA	Ducati Panigale R	7.630	18.358 0.173	38.428 0.409	32.253 0.347	25.901	2'02.570 2'03.499	12	0.929
10 81 J. TORRES	ESP	BMW S1000 RR	7.721 0.108	18.030	38.367	32.166	26.291	2'02.575 2'02.683	9	0.108
11 12 X. FORÉS	ESP	Ducati Panigale R	7.602 0.012	18.319 0.064	38.699	32.300	26.061 0.079	2'02.981 2'03.136	11	0.155
12 21 M. REITERBERGER	GER	BMW S1000 RR	7.550 0.044	18.010	38.265	32.801	26.431	2'03.057 2'03.101	10	0.044
13 17 K. ABRAHAM	CZE	BMW S1000 RR	7.575	18.039	38.608 0.089	33.016	26.283	2'03.521 2'03.610	13	0.089
14 1 J. REA	GBR	Kawasaki ZX-10R	7.530	18.597	38.901	32.870	25.935	2'03.833 2'03.833	14	0.000
15 16 J. HOOK	AUS	Kawasaki ZX-10R	7.636 0.068	18.185 0.155	39.239 0.204	32.922	25.926	2'03.908 2'04.335	15	0.427
16 69 N. HAYDEN	USA	Honda CBR1000RR SP	7.616 0.055	18.327 0.508	39.217	32.783 0.156	26.156	2'04.099 2'04.818	16	0.719
17 9 D. SCHMITTER	SUI	Kawasaki ZX-10R	7.739	18.595	39.404	33.072 0.606	26.603	2'05.413 2'06.019	18	0.606
18 151 M. BAIOTTO	ITA	Ducati Panigale R	7.843 0.008	18.266	39.361	33.429	26.560	2'05.459 2'05.467	17	0.008
19 119 P. SZKOPEK	POL	Yamaha YZF R1	7.700 0.048	18.693	39.605	33.711 0.107	27.212	2'06.921 2'07.076	19	0.155
20 11 S. AL SULAITI	QAT	Kawasaki ZX-10R	7.941	19.048	40.800	34.064	26.431	2'08.284 2'08.284	20	0.000
Overall Ideal Time			7.530	17.589	37.289	31.804	25.418	1'59.630		



Imola Circuit 4.936 m

Italian Round, 29-30 April 1 May 2016 World Superbike - Chronological Analysis Warm Up

1	6.904	22.430	45.229	37.841	29.204	2'21.608 P	174.9	9:28'17.997
2	7.782	19.977	42.142	34.730	27.308	2'11.939	245.1	9:30'29.936
3	7.653	19.015	39.937	33.196	26.823	2'06.624	251.4	9:32'36.560
4	7.616	18.327	39.465	32.783	26.678	2'04.869	267.6	9:34'41.429
5	7.671	18.835	39.217	32.939	26.156	2'04.818	249.7	9:36'46.247

17° 151 M. BAIOTTO (2'05.467)

Lap	Seg. 1	Seg. 2	Seg. 3	Seg. 4	Seg. 5	Lap Time	km/h	Local Time
								9:26'01.252
1	6.492	23.573	43.262	36.847	28.816	2'18.990 P	193.7	9:28'20.242
2	7.892	19.724	41.199	34.642	27.492	2'10.949	233.5	9:30'31.191
3	7.878	18.889	39.778	33.767	26.763	2'07.075	240.2	9:32'38.266
4	7.856	18.347	39.412	33.661	26.581	2'05.857	248.0	9:34'44.123
5	7.851	18.266	39.361	33.429	26.560	2'05.467	250.3	9:36'49.590

18° 9 D. SCHMITTER (2'06.019)

Lap	Seg. 1	Seg. 2	Seg. 3	Seg. 4	Seg. 5	Lap Time	km/h	Local Time
								9:25'20.552
1	6.044	22.652	45.522	36.712	29.348	2'20.278 P	197.6	9:27'40.830
2	8.027	20.014	40.787	34.704	27.353	2'10.885	214.9	9:29'51.715
3	7.823	19.142	39.838	34.115	27.215	2'08.133	231.5	9:31'59.848
4	7.850	18.872	39.912	34.117	29.628	2'10.379	236.0	9:34'10.227
5	7.994	19.148	40.245	34.063	27.160	2'08.610	241.3	9:36'18.837
6	7.859	18.703	39.408	33.072	27.026	2'06.068	234.0	9:38'24.905
7	7.739	18.595	39.404	33.678	26.603	2'06.019	247.4	9:40'30.924

19° 119 P. SZKOPEK (2'07.076)

Lap	Seg. 1	Seg. 2	Seg. 3	Seg. 4	Seg. 5	Lap Time	km/h	Local Time
								9:25'36.029
1	7.456	23.524	45.681	37.288	28.945	2'22.894 P	170.8	9:27'58.923
2	7.756	19.547	40.518	33.711	27.254	2'08.786	249.7	9:30'07.709
3	7.700	18.799	40.771	34.014	27.953	2'09.237	258.0	9:32'16.946
4	7.748	18.693	39.605	33.818	27.212	2'07.076	262.4	9:34'24.022

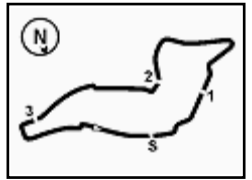
20° 11 S. AL SULAITI (2'08.284)

Lap	Seg. 1	Seg. 2	Seg. 3	Seg. 4	Seg. 5	Lap Time	km/h	Local Time
								9:25'45.628
1	7.717	26.067	50.453	40.781	31.139	2'36.157 P	158.7	9:28'21.785
2	8.444	21.312	45.052	37.558	28.348	2'20.714	204.0	9:30'42.499
3	8.112	20.093	43.017	36.043	27.467	2'14.732	214.5	9:32'57.231
4	8.046	19.350	42.008	35.203	26.990	2'11.597	232.5	9:35'08.828
5	7.988	19.222	41.464	35.070	26.679	2'10.423	237.1	9:37'19.251
6	7.941	19.048	40.800	34.064	26.431	2'08.284	232.5	9:39'27.535
7	8.069	19.150	40.962	34.382	26.724	2'09.287	235.5	9:41'36.822

21° 66 T. SYKES

Lap	Seg. 1	Seg. 2	Seg. 3	Seg. 4	Seg. 5	Lap Time	km/h	Local Time
								9:27'14.378
1	6.488	20.926	42.275	34.294	30.187	2'14.170 P	170.5	9:29'28.548

P = Pits In/Out - C = Lap-Time Cancelled

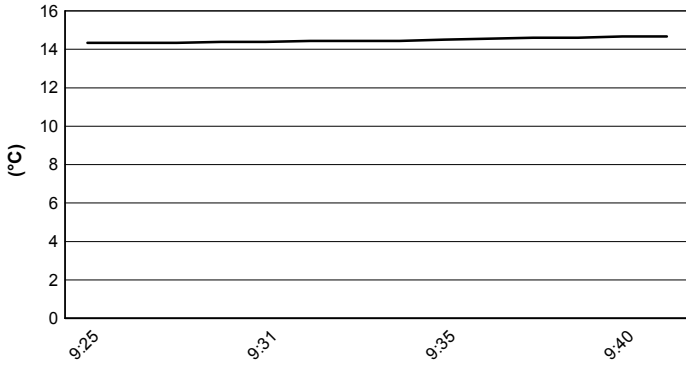


Imola Circuit 4.936 m

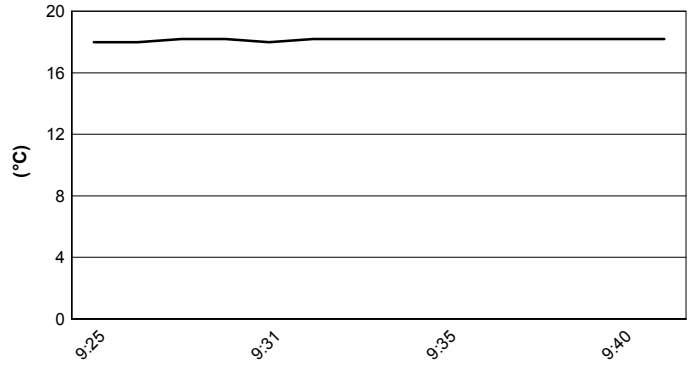
Italian Round, 29-30 April 1 May 2016 World Superbike - Weather Report Warm Up

Session started 9:25 Session ended 9:42

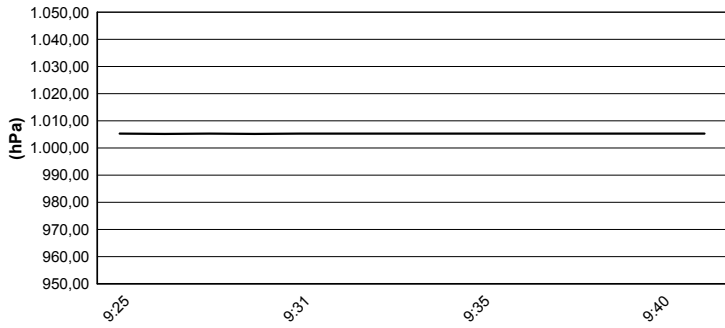
Air Temperature



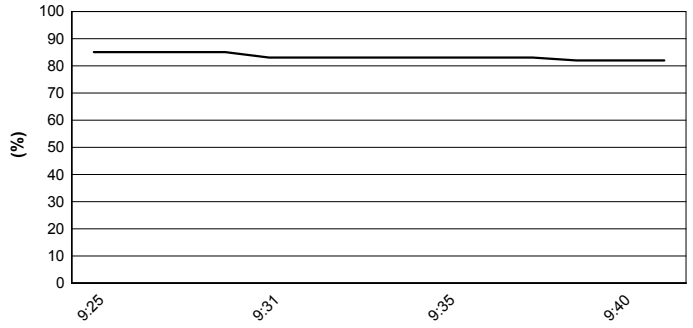
Track Temperature



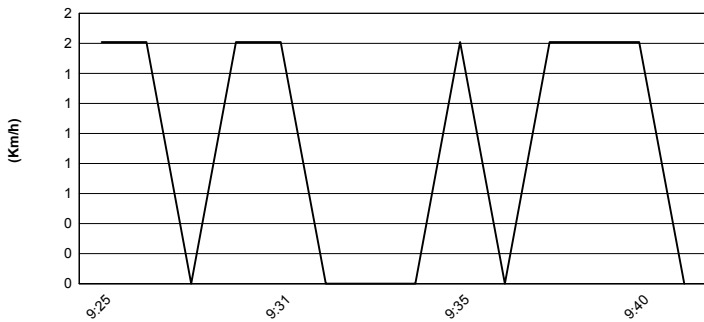
Air Pressure



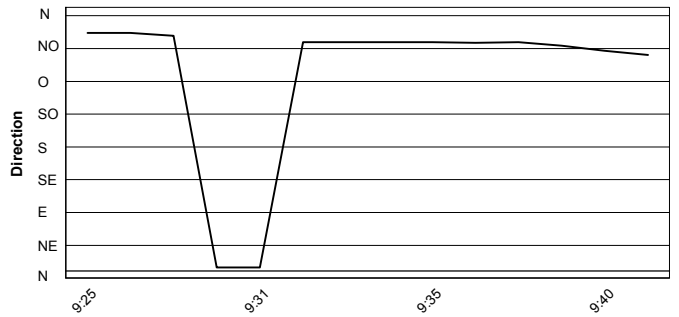
Humidity

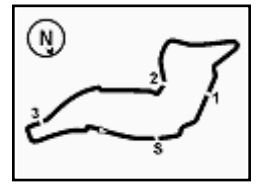


Wind Speed



Wind Direction





Imola Circuit 4.936 m

Italian Round, 29-30 April 1 May 2016
World Superbike - Starting Grid - Race 2
 19 Laps x 4,936 km = 93,784 km



1	7 DAVIES C. Ducati 1'45.598 SP2	2	34 GIUGLIANO D. Ducati 1'46.055 SP2	3	1 REA J. Kawasaki 1'46.328 SP2	
2	4	66 SYKES T. Kawasaki 1'46.331 SP2	5	32 SAVADORI L. Aprilia 1'46.531 SP2	6	81 TORRES J. BMW 1'46.867 SP2
3	7	2 CAMIER L. MV Agusta 1'46.911 SP2	8	21 REITERBERGER M. BMW 1'46.952 SP2	9	69 HAYDEN N. Honda 1'47.429 SP2
4	10	151 BAIOCCO M. Ducati 1'47.471 SP2	11	60 VAN DER MARK M. Honda 1'47.563 SP2	12	12 FORÉS X. Ducati 1'47.811 SP1
5	13	22 LOWES A. Yamaha 1'48.001 SP1	14	25 BROOKES J. BMW 1'48.046 SP1	15	17 ABRAHAM K. BMW 1'49.167 SP1
6	16	15 DE ANGELIS A. Aprilia 1'49.321 SP1	17	9 SCHMITTER D. Kawasaki 1'49.857 SP1	18	119 SZKOPEK P. Yamaha 1'51.020 SP1
7	19	16 HOOK J. Kawasaki 1'51.827 SP1	20	11 AL SULAITI S. Kawasaki 1'52.108 SP1	21	4 VIZZIELLO G. Kawasaki
8						

Jury President

..... Race Director

FCR PERGGIA TING

