

Italian Round, 29-30 April 1 May 2016

World Supersport - Results Race - Red Flag

Laps 3 = 14,808 Km - Time Of Race 5'42.015 - Avg. 155,867 km/h

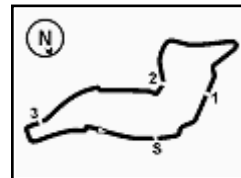
Pos	Race	Grid	No. Rider	Nat	Team	Bike	Class	LL	Gap	Fastest Lap	Speed	Qualifying		Ranking		
												Time	Speed	R	Tot	Pos
1	1	16	J. CLUZEL	FRA	MV Agusta Reparto Corse	MV Agusta F3 675		3		1'53.275	251,4	1'51.132	258,0	38	4	
2	2	1	K. SOFUOGLU	TUR	Kawasaki Puccetti Racing	Kawasaki ZX-6R		3	0.084	1'53.200	255,0	1'51.321	257,4	61	2	
3	4	21	R. KRUMMENACHER	SUI	Kawasaki Puccetti Racing	Kawasaki ZX-6R		3	0.781	1'53.694	250,8	1'51.735	252,6	71	1	
4	3	2	P. JACOBSEN	USA	Honda World Supersport Team	Honda CBR600RR		3	1.404	1'53.821	256,2	1'51.535	258,0	27	8	
5	6	86	A. BADOVINI	ITA	Gemar Balloons - Team Lorini	Honda CBR600RR		3	1.783	1'53.661	250,3	1'51.950	252,0	9	18	
6	7	64	F. CARICASULO	ITA	Bardahl Evan Bros. Honda Racing	Honda CBR600RR		3	1.942	1'54.013	255,6	1'52.025	255,0	34	6	
7	8	25	A. BALDOLINI	ITA	Race Department ATK#25	MV Agusta F3 675		3	2.262	1'53.621	251,4	1'52.075	252,0	31	7	
8	12	61	A. ZACCONE	ITA	San Carlo Team Italia	Kawasaki ZX-6R	ESS	3	2.406	1'53.967	253,2	1'52.451	249,1	11	16	
9	5	87	L. ZANETTI	ITA	MV Agusta Reparto Corse	MV Agusta F3 675		3	2.649	1'53.772	255,6	1'51.901	253,8	8	19	
10	9	4	G. REA	GBR	GRT Racing Team	MV Agusta F3 675		3	3.084	1'53.666	252,0	1'52.089	250,8	36	5	
11	10	69	O. JEZEK	CZE	Team GoEleven	Kawasaki ZX-6R		3	4.695	1'53.921	249,7	1'52.280	249,7	23	11	
12	16	19	K. WAHR	GER	Gemar Balloons - Team Lorini	Honda CBR600RR		3	6.397	1'54.412	247,4	1'52.850	250,3	11	17	
13	14	111	K. SMITH	GBR	CIA Landlord Insurance Honda	Honda CBR600RR		3	7.340	1'54.411	253,8	1'52.731	252,6	41	3	
14	22	77	K. RYDE	GBR	Ranieri Med - SC Racing	Yamaha YZF R6		3	9.432	1'54.779	249,1	1'53.607	255,0	6	24	
15	17	47	A. BASSANI	ITA	San Carlo Team Italia	Kawasaki ZX-6R	ESS	3	9.550	1'54.711	253,8	1'53.073	255,6	18	13	
16	20	55	I. MIKHALCHIK	UKR	DS Junior Team	Kawasaki ZX-6R	ESS	3	9.761	1'55.123	252,0	1'53.478	254,4	13	15	
17	11	63	Z. KHAIRUDDIN	MAS	Orelac Racing VerdNatura	Kawasaki ZX-6R		3	10.552	1'55.009	254,4	1'52.367	257,4	20	12	
18	23	65	M. CANDUCCI	ITA	Green Speed	Kawasaki ZX-6R		3	10.839	1'55.432	250,3	1'53.753	253,8			
19	15	44	R. ROLFO	ITA	Team Factory Vamag	MV Agusta F3 675		3	11.084	1'54.943	252,6	1'52.750	252,0	7	20	
20	19	53	N. MORRENTINO	ITA	Team Rosso e Nero	Yamaha YZF R6		3	11.592	1'55.462	250,3	1'53.467	249,7			
21	21	41	A. WAGNER	AUS	GRT Racing Team	MV Agusta F3 675		3	11.817	1'55.659	251,4	1'53.526	250,8	7	21	
22	25	12	C. GOBBI	ITA	VFT Racing	Yamaha YZF R6	ESS	3	14.606	1'56.507	252,0	1'53.865	250,8			
23	30	71	C. BERGMAN	SWE	CIA Landlord Insurance Honda	Honda CBR600RR		3	16.465	1'57.651	247,4	1'54.842	247,4			
24	13	88	N. TEROL	ESP	Schmidt Racing	MV Agusta F3 675		3	16.715	1'56.327	253,8	1'52.674	252,6	24	10	
25	24	6	D. STIRPE	ITA	Scuderia Maranga Racing	Kawasaki ZX-6R	ESS	3	16.848	1'57.421	250,8	1'53.849	250,8			
26	26	78	H. OKUBO	JPN	CIA Landlord Insurance Honda	Honda CBR600RR		3	17.260	1'58.019	254,4	1'54.179	252,6			
27	28	9	J. METCHER	AUS	WILSport Racedays Honda	Honda CBR600RR	ESS	3	17.565	1'58.041	249,7	1'54.419	251,4			
28	27	10	N. CALERO	ESP	Orelac Racing VerdNatura	Kawasaki ZX-6R		3	17.890	1'57.802	250,8	1'54.279	253,2	1	28	
29	36	81	L. STAPLEFORD	GBR	Profile Racing	Triumph Daytona 675		3	18.265	1'56.678	241,3	0.000	252,6	6	23	
30	33	84	L. CRESSON	BEL	MTM / HS Kawasaki	Kawasaki ZX-6R	ESS	3	18.622	1'57.557	250,3	1'56.289	251,4			
31	29	119	J. CHROBAK	HUN	Schmidt Racing	MV Agusta F3 675	ESS	3	19.318	1'57.466	243,5	1'54.841	249,1			
32	32	35	S. HILL	GBR	CIA Landlord Insurance Honda	Honda CBR600RR		3	21.796	1'58.509	242,4	1'55.672	247,4			
-----Not Classified-----																
RET	18	11	C. GAMARINO	ITA	Team GoEleven	Kawasaki ZX-6R		2	1 Lap	1'54.569	250,3	1'53.420	252,0	25	9	
RET	35	7	A. LICCIARDI	BEL	R2 MotorRacing Team	Kawasaki ZX-6R	ESS	2	1 Lap	2'00.002	244,6	1'59.139	247,4			
RET	37	50	B. ORTT	CAN	WILSport Racedays Honda	Honda CBR600RR	ESS	2	1 Lap	1'58.387	241,9	1'56.696	246,3			
RET	34	83	L. EPIS	AUS	Response RE Racing	Kawasaki ZX-6R		2	1 Lap	2'07.728	239,2	1'56.422	248,5			
RET	31	23	C. TANGRE	FRA	Team Yohann Moto Sport	Suzuki GSX-R600	ESS	0			201,7	1'55.347	247,4	1	27	

AIR TRACK	Humidity: 72% Condition: Dry	Temp: 15°C Temp: 19°C	Fastest Lap Lap Record: Best Lap	3° Kenan Sofuoglu 1'53.200	156,975	Km/h
-----------	---------------------------------	--------------------------	--	-------------------------------	---------	------

LAP LEADERS					TOTAL LEADER LAPS	
No.	Rider	From	To	Laps	Total	Laps
1	K. SOFUOGLU	1	1	1	0	24
16	J. CLUZEL	2	3	2	0	18
						6
						4
						4
						1

01/05/2016 Start 11:21 End 11:28 The results are provisional until the end of the time limit for protests and appeals and the completion of the technical checks.





Italian Round, 29-30 April 1 May 2016
World Supersport - Results Race - Red Flag

01/05/2016 Start 11:21 End 11:28

The results are provisional until the end of the time limit for protests and appeals and the completion of the technical checks.

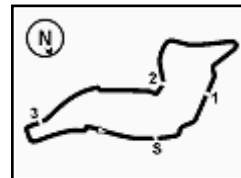
FICR PERUGIA TIMING



Official Tyre Supplier



Official Timekeeper



Italian Round, 29-30 April 1 May 2016

World Supersport - Results Race - Red Flag

RACE HIGHLIGHTS

11.18.06		Warm-up Lap Start
11.21.32		Start
11.23.10	23 Tangre	Entered Pits
11.24.11		No Jump Start
11.25.54	21 Krummenacher	Stop - Technical Problem
11.26.41	11 Gamarino	Crashed - Turn 14
11.27.17		RED FLAG
11.28.05	21 Krummenacher	Under Investigation
11.28.44		End Of Session

01/05/2016 Start End
 11:21 11:28

The results are provisional until the end of the time limit for protests and appeals and the completion of the technical checks.

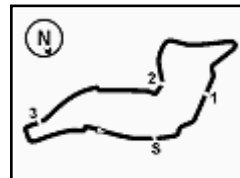
FICR PERUGIA TIMING



Official Tyre Supplier



Official Timekeeper



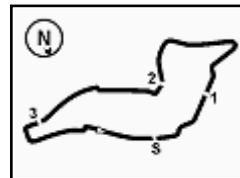
Imola Circuit 4.936 m

Italian Round, 29-30 April 1 May 2016

World Supersport - Lap Chart Race - Red Flag

Pos	Lap		
	1	2	3
1	1	16	16
2	16	1	1
3	21	21	21
4	2	2	2
5	64	64	86
6	86	86	64
7	61	61	25
8	87	25	61
9	25	87	87
10	4	4	4
11	69	111	69
12	111	69	19
13	11	11	111
14	19	19	77
15	77	77	47
16	55	47	55
17	47	55	63
18	63	63	65
19	44	44	44
20	65	65	53
21	53	53	41
22	41	41	12
23	71	12	71
24	9	71	88
25	83	9	6
26	78	6	78
27	12	78	9
28	6	88	10
29	10	10	81
30	84	84	84
31	35	81	119
32	88	35	35
33	119	119	
34	81	7	
35	7	50	
36	50	83	

Final Result		
1	16 J. CLUZEL	Laps 3
2	1 K. SOFUOGLU	0.084
3	21 R. KRUMMENACHER	0.781
4	2 P. JACOBSEN	1.404
5	86 A. BADOVINI	1.783
6	64 F. CARICASULO	1.942
7	25 A. BALDOLINI	2.262
8	61 A. ZACCONE	2.406
9	87 L. ZANETTI	2.649
10	4 G. REA	3.084
11	69 O. JEZEK	4.695
12	19 K. WAHR	6.397
13	111 K. SMITH	7.340
14	77 K. RYDE	9.432
15	47 A. BASSANI	9.550
16	55 I. MIKHALCHIK	9.761
17	63 Z. KHAIRUDDIN	10.552
18	65 M. CANDUCCI	10.839
19	44 R. ROLFO	11.084
20	53 N. MORRENTINO	11.592
21	41 A. WAGNER	11.817
22	12 C. GOBBI	14.606
23	71 C. BERGMAN	16.465
24	88 N. TEROL	16.715
25	6 D. STIRPE	16.848
26	78 H. OKUBO	17.260
27	9 J. METCHER	17.565
28	10 N. CALERO	17.890
29	81 L. STAPLEFORD	18.265
30	84 L. CRESSON	18.622
31	119 J. CHROBAK	19.318
32	35 S. HILL	21.796
RET	11 C. GAMARINO	1 Lap
RET	7 A. LICCIARDI	1 Lap
RET	50 B. ORTT	1 Lap
RET	83 L. EPIS	1 Lap
RET	23 C. TANGRE	



Italian Round, 29-30 April 1 May 2016

World Supersport - Lap Chart Race - Red Flag

Lap 1

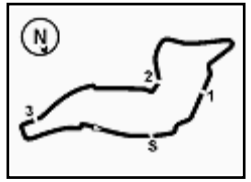
1	1 K.Sofuoglu (TUR)		4	2 P.Jacobsen (USA)	1.404
2	16 J.Cluzel (FRA)	0.138	5	86 A.Badovini (ITA)	1.783
3	21 R.Krummenacher (SU)	0.459	6	64 F.Caricasulo (ITA)	1.942
4	2 P.Jacobsen (USA)	0.689	7	25 A.Baldolini (ITA)	2.262
5	64 F.Caricasulo (ITA)	0.883	8	61 A.Zacccone (ITA)	2.406
6	86 A.Badovini (ITA)	1.274	9	87 L.Zanetti (ITA)	2.649
7	61 A.Zacccone (ITA)	1.380	10	4 G.Rea (GBR)	3.084
8	87 L.Zanetti (ITA)	1.654	11	69 O.Jezek (CZE)	4.695
9	25 A.Baldolini (ITA)	2.068	12	19 K.Wahr (GER)	6.397
10	4 G.Rea (GBR)	2.478	13	111 K.Smith (GBR)	7.340
11	69 O.Jezek (CZE)	2.857	14	77 K.Ryde (GBR)	9.432
12	111 K.Smith (GBR)	3.105	15	47 A.Bassani (ITA)	9.550
13	11 C.Gamarino (ITA)	3.436	16	55 I.Mikhailchik (UKR)	9.761
14	19 K.Wahr (GER)	3.877	17	63 Z.Khairuddin (MAS)	10.552
15	77 K.Ryde (GBR)	5.633	18	65 M.Canducci (ITA)	10.839
16	55 I.Mikhailchik (UKR)	5.868	19	44 R.Rolfo (ITA)	11.084
17	47 A.Bassani (ITA)	5.985	20	53 N.Morrentino (ITA)	11.592
18	63 Z.Khairuddin (MAS)	6.503	21	41 A.Wagner (AUS)	11.817
19	44 R.Rolfo (ITA)	6.632	22	12 C.Gobbi (ITA)	14.606
20	65 M.Canducci (ITA)	6.834	23	71 C.Bergman (SWE)	16.465
21	53 N.Morrentino (ITA)	7.103	24	88 N.Terol (ESP)	16.715
22	41 A.Wagner (AUS)	7.385	25	6 D.Stirpe (ITA)	16.848
23	71 C.Bergman (SWE)	7.698	26	78 H.Okubo (JPN)	17.260
24	9 J.Metcher (AUS)	7.901	27	9 J.Metcher (AUS)	17.565
25	83 L.Epis (AUS)	8.086	28	10 N.Calero (ESP)	17.890
26	78 H.Okubo (JPN)	8.086	29	81 L.Stapleford (GBR)	18.265
27	12 C.Gobbi (ITA)	8.292	30	84 L.Cresson (BEL)	18.622
28	6 D.Stirpe (ITA)	8.677	31	119 J.Chrobak (HUN)	19.318
29	10 N.Calero (ESP)	8.924	32	35 S.Hill (GBR)	21.796
30	84 L.Cresson (BEL)	9.667			
31	35 S.Hill (GBR)	10.040			
32	88 N.Terol (ESP)	10.241			
33	119 J.Chrobak (HUN)	10.648			
34	81 L.Stapleford (GBR)	10.841			
35	7 A.Licciardi (BEL)	11.831			
36	50 B.Ort (CAN)	14.412			

Lap 2

1	16 J.Cluzel (FRA)	
2	1 K.Sofuoglu (TUR)	0.159
3	21 R.Krummenacher (SU)	0.352
4	2 P.Jacobsen (USA)	0.709
5	64 F.Caricasulo (ITA)	1.095
6	86 A.Badovini (ITA)	1.397
7	61 A.Zacccone (ITA)	1.546
8	25 A.Baldolini (ITA)	1.888
9	87 L.Zanetti (ITA)	2.152
10	4 G.Rea (GBR)	2.693
11	111 K.Smith (GBR)	3.715
12	69 O.Jezek (CZE)	4.049
13	11 C.Gamarino (ITA)	4.204
14	19 K.Wahr (GER)	4.488
15	77 K.Ryde (GBR)	6.611
16	47 A.Bassani (ITA)	6.895
17	55 I.Mikhailchik (UKR)	7.190
18	63 Z.Khairuddin (MAS)	7.711
19	44 R.Rolfo (ITA)	7.774
20	65 M.Canducci (ITA)	8.465
21	53 N.Morrentino (ITA)	8.764
22	41 A.Wagner (AUS)	9.243
23	12 C.Gobbi (ITA)	11.374
24	71 C.Bergman (SWE)	11.548
25	9 J.Metcher (AUS)	12.141
26	6 D.Stirpe (ITA)	12.297
27	78 H.Okubo (JPN)	12.304
28	88 N.Terol (ESP)	12.767
29	10 N.Calero (ESP)	12.925
30	84 L.Cresson (BEL)	13.423
31	81 L.Stapleford (GBR)	13.718
32	35 S.Hill (GBR)	14.748
33	119 J.Chrobak (HUN)	15.127
34	7 A.Licciardi (BEL)	18.032
35	50 B.Ort (CAN)	18.998
36	83 L.Epis (AUS)	22.013

Lap 3

1	16 J.Cluzel (FRA)	
2	1 K.Sofuoglu (TUR)	0.084
3	21 R.Krummenacher (SU)	0.781



Imola Circuit 4.936 m

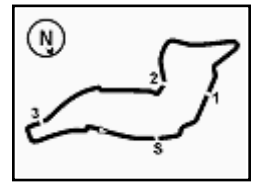
Italian Round, 29-30 April 1 May 2016

World Supersport - Best Sector & Speed Race - Red Flag

Results			
1	16 J. CLUZEL	MV Agusta F3 675	Laps 3
2	1 K. SOFUOGLU	Kawasaki ZX-6R	0.084
3	21 R. KRUMMENACHER	Kawasaki ZX-6R	0.781
4	2 P. JACOBSEN	Honda CBR600RR	1.404
5	86 A. BADOVINI	Honda CBR600RR	1.783
6	64 F. CARICASULO	Honda CBR600RR	1.942
7	25 A. BALDOLINI	MV Agusta F3 675	2.262
8	61 A. ZACCONE	Kawasaki ZX-6R	2.406
9	87 L. ZANETTI	MV Agusta F3 675	2.649
10	4 G. REA	MV Agusta F3 675	3.084
11	69 O. JEZEK	Kawasaki ZX-6R	4.695
12	19 K. WAHR	Honda CBR600RR	6.397
13	111 K. SMITH	Honda CBR600RR	7.340
14	77 K. RYDE	Yamaha YZF R6	9.432
15	47 A. BASSANI	Kawasaki ZX-6R	9.550
16	55 I. MIKHALCHIK	Kawasaki ZX-6R	9.761
17	63 Z. KHAIRUDDIN	Kawasaki ZX-6R	10.552
18	65 M. CANDUCCI	Kawasaki ZX-6R	10.839
19	44 R. ROLFO	MV Agusta F3 675	11.084
20	53 N. MORRENTINO	Yamaha YZF R6	11.592
21	41 A. WAGNER	MV Agusta F3 675	11.817
22	12 C. GOBBI	Yamaha YZF R6	14.606
23	71 C. BERGMAN	Honda CBR600RR	16.465
24	88 N. TEROL	MV Agusta F3 675	16.715
25	6 D. STIRPE	Kawasaki ZX-6R	16.848
26	78 H. OKUBO	Honda CBR600RR	17.260
27	9 J. METCHER	Honda CBR600RR	17.565
28	10 N. CALERO	Kawasaki ZX-6R	17.890
29	81 L. STAPLEFORD	Triumph Daytona 675	18.265
30	84 L. CRESSON	Kawasaki ZX-6R	18.622
31	119 J. CHROBAK	MV Agusta F3 675	19.318
32	35 S. HILL	Honda CBR600RR	21.796
RET	11 C. GAMARINO	Kawasaki ZX-6R	1 Lap
RET	7 A. LICCIARDI	Kawasaki ZX-6R	1 Lap
RET	50 B. ORTT	Honda CBR600RR	1 Lap
RET	83 L. EPIS	Kawasaki ZX-6R	1 Lap
RET	23 C. TANGRE	Suzuki GSX-R600	

Top Speeds			
1	2 P. JACOBSEN	Honda CBR600RR	256.2
2	64 F. CARICASULO	Honda CBR600RR	255.6
3	87 L. ZANETTI	MV Agusta F3 675	255.6
4	1 K. SOFUOGLU	Kawasaki ZX-6R	255.0
5	78 H. OKUBO	Honda CBR600RR	254.4
6	63 Z. KHAIRUDDIN	Kawasaki ZX-6R	254.4
7	88 N. TEROL	MV Agusta F3 675	253.8
8	111 K. SMITH	Honda CBR600RR	253.8
9	47 A. BASSANI	Kawasaki ZX-6R	253.8
10	61 A. ZACCONE	Kawasaki ZX-6R	253.2
11	44 R. ROLFO	MV Agusta F3 675	252.6
12	12 C. GOBBI	Yamaha YZF R6	252.0
13	55 I. MIKHALCHIK	Kawasaki ZX-6R	252.0
14	4 G. REA	MV Agusta F3 675	252.0
15	41 A. WAGNER	MV Agusta F3 675	251.4
16	25 A. BALDOLINI	MV Agusta F3 675	251.4
17	16 J. CLUZEL	MV Agusta F3 675	251.4
18	21 R. KRUMMENACHER	Kawasaki ZX-6R	250.8
19	6 D. STIRPE	Kawasaki ZX-6R	250.8
20	10 N. CALERO	Kawasaki ZX-6R	250.8
21	86 A. BADOVINI	Honda CBR600RR	250.3
22	65 M. CANDUCCI	Kawasaki ZX-6R	250.3
23	53 N. MORRENTINO	Yamaha YZF R6	250.3
24	11 C. GAMARINO	Kawasaki ZX-6R	250.3
25	84 L. CRESSON	Kawasaki ZX-6R	250.3
26	69 O. JEZEK	Kawasaki ZX-6R	250.3
27	9 J. METCHER	Honda CBR600RR	249.7
28	77 K. RYDE	Yamaha YZF R6	249.7
29	19 K. WAHR	Honda CBR600RR	247.4
30	71 C. BERGMAN	Honda CBR600RR	247.4
31	7 A. LICCIARDI	Kawasaki ZX-6R	244.6
32	119 J. CHROBAK	MV Agusta F3 675	243.5
33	35 S. HILL	Honda CBR600RR	242.4
34	50 B. ORTT	Honda CBR600RR	241.9
35	81 L. STAPLEFORD	Triumph Daytona 675	241.3
36	83 L. EPIS	Kawasaki ZX-6R	239.2
37	23 C. TANGRE	Suzuki GSX-R600	201.7

Seg. 1	Seg. 2	Seg. 3	Seg. 4	Seg. 5
1 16 J. CLUZEL 7.809	1 25 A. BALDOLINI 16.272	1 16 J. CLUZEL 35.144	1 16 J. CLUZEL 30.001	1 21 R. KRUMMENACH 23.343
2 2 P. JACOBSEN 7.880	2 87 L. ZANETTI 16.337	2 4 G. REA 35.150	2 1 K. SOFUOGLU 30.116	2 61 A. ZACCONE 23.370
3 47 A. BASSANI 7.914	3 21 R. KRUMMENACH 16.364	3 1 K. SOFUOGLU 35.177	3 2 P. JACOBSEN 30.202	3 64 F. CARICASULO 23.400
4 87 L. ZANETTI 7.918	4 4 G. REA 16.367	4 86 A. BADOVINI 35.205	4 21 R. KRUMMENACH 30.236	4 1 K. SOFUOGLU 23.446
5 64 F. CARICASULO 7.919	5 61 A. ZACCONE 16.370	5 25 A. BALDOLINI 35.211	5 69 O. JEZEK 30.304	5 86 A. BADOVINI 23.450
6 81 L. STAPLEFORD 7.929	6 44 R. ROLFO 16.371	6 61 A. ZACCONE 35.275	6 25 A. BALDOLINI 30.311	6 2 P. JACOBSEN 23.460
7 63 Z. KHAIRUDDIN 7.966	7 64 F. CARICASULO 16.397	7 21 R. KRUMMENACH 35.281	7 87 L. ZANETTI 30.330	7 83 L. EPIS 23.527
8 1 K. SOFUOGLU 7.973	8 11 C. GAMARINO 16.404	8 111 K. SMITH 35.342	8 47 A. BASSANI 30.384	8 25 A. BALDOLINI 23.570
9 55 I. MIKHALCHIK 7.986	9 86 A. BADOVINI 16.409	9 19 K. WAHR 35.354	9 77 K. RYDE 30.408	9 16 J. CLUZEL 23.592
10 25 A. BALDOLINI 7.990	10 69 O. JEZEK 16.413	10 63 Z. KHAIRUDDIN 35.414	10 4 G. REA 30.411	10 87 L. ZANETTI 23.611
11 88 N. TEROL 7.992	11 19 K. WAHR 16.427	11 87 L. ZANETTI 35.417	11 63 Z. KHAIRUDDIN 30.442	11 4 G. REA 23.645
12 4 G. REA 7.994	12 63 Z. KHAIRUDDIN 16.453	12 2 P. JACOBSEN 35.430	12 64 F. CARICASULO 30.483	12 69 O. JEZEK 23.656
13 111 K. SMITH 7.996	13 1 K. SOFUOGLU 16.461	13 69 O. JEZEK 35.432	13 111 K. SMITH 30.496	13 55 I. MIKHALCHIK 23.720
14 61 A. ZACCONE 8.002	14 16 J. CLUZEL 16.483	14 41 A. WAGNER 35.487	14 65 M. CANDUCCI 30.526	14 19 K. WAHR 23.728
15 12 C. GOBBI 8.026	15 55 I. MIKHALCHIK 16.493	15 11 C. GAMARINO 35.493	15 86 A. BADOVINI 30.533	15 47 A. BASSANI 23.740
16 78 H. OKUBO 8.027	16 41 A. WAGNER 16.508	16 64 F. CARICASULO 35.523	16 19 K. WAHR 30.582	16 41 A. WAGNER 23.756
17 77 K. RYDE 8.035	17 47 A. BASSANI 16.528	17 55 I. MIKHALCHIK 35.597	17 55 I. MIKHALCHIK 30.596	17 44 R. ROLFO 23.787
18 84 L. CRESSON 8.038	18 2 P. JACOBSEN 16.531	18 77 K. RYDE 35.627	18 11 C. GAMARINO 30.628	18 111 K. SMITH 23.868
19 11 C. GAMARINO 8.040	19 53 N. MORRENTINO 16.554	19 47 A. BASSANI 35.679	19 44 R. ROLFO 30.652	19 77 K. RYDE 23.872
20 10 N. CALERO 8.041	20 77 K. RYDE 16.611	20 53 N. MORRENTINO 35.731	20 61 A. ZACCONE 30.682	20 11 C. GAMARINO 23.892
21 6 D. STIRPE 8.051	21 111 K. SMITH 16.639	21 65 M. CANDUCCI 35.748	21 53 N. MORRENTINO 30.799	21 65 M. CANDUCCI 23.910
22 21 R. KRUMMENACH 8.060	22 88 N. TEROL 16.644	22 88 N. TEROL 35.789	22 12 C. GOBBI 30.912	22 12 C. GOBBI 23.951
23 41 A. WAGNER 8.062	23 65 M. CANDUCCI 16.666	23 44 R. ROLFO 35.814	23 78 H. OKUBO 31.069	23 63 Z. KHAIRUDDIN 24.036
24 86 A. BADOVINI 8.064	24 12 C. GOBBI 16.669	24 12 C. GOBBI 35.974	24 81 L. STAPLEFORD 31.187	24 53 N. MORRENTINO 24.081
25 19 K. WAHR 8.070	25 119 J. CHROBAK 16.792	25 6 D. STIRPE 36.121	25 88 N. TEROL 31.207	25 81 L. STAPLEFORD 24.149
26 44 R. ROLFO 8.082	26 6 D. STIRPE 16.901	26 81 L. STAPLEFORD 36.235	26 41 A. WAGNER 31.219	26 88 N. TEROL 24.167
27 53 N. MORRENTINO 8.101	27 81 L. STAPLEFORD 16.937	27 119 J. CHROBAK 36.256	27 71 C. BERGMAN 31.294	27 50 B. ORTT 24.207
28 65 M. CANDUCCI 8.113	28 83 L. EPIS 16.937	28 9 J. METCHER 36.261	28 9 J. METCHER 31.337	28 84 L. CRESSON 24.268
29 69 O. JEZEK 8.116	29 84 L. CRESSON 16.965	29 71 C. BERGMAN 36.274	29 84 L. CRESSON 31.346	29 119 J. CHROBAK 24.333
30 71 C. BERGMAN 8.133	30 10 N. CALERO 16.979	30 78 H. OKUBO 36.368	30 6 D. STIRPE 31.440	30 6 D. STIRPE 24.353
31 9 J. METCHER 8.150	31 35 S. HILL 17.039	31 10 N. CALERO 36.395	31 119 J. CHROBAK 31.562	31 71 C. BERGMAN 24.438
32 119 J. CHROBAK 8.287	32 50 B. ORTT 17.054	32 83 L. EPIS 36.454	32 10 N. CALERO 31.571	32 78 H. OKUBO 24.476
33 83 L. EPIS 8.304	33 71 C. BERGMAN 17.059	33 35 S. HILL 36.581	33 50 B. ORTT 31.621	33 10 N. CALERO 24.564
34 35 S. HILL 8.317	34 78 H. OKUBO 17.094	34 84 L. CRESSON 36.707	34 35 S. HILL 31.685	34 9 J. METCHER 24.614
35 50 B. ORTT 8.340	35 9 J. METCHER 17.322	35 50 B. ORTT 36.874	35 7 A. LICCIARDI 31.811	35 7 A. LICCIARDI 24.788
36 7 A. LICCIARDI 8.343	36 7 A. LICCIARDI 17.630	36 7 A. LICCIARDI 37.116	36 83 L. EPIS 31.837	36 35 S. HILL 24.860
37 23 C. TANGRE 9.842	37 23 C. TANGRE 19.898	37 23 C. TANGRE 38.627	37 23 C. TANGRE 33.208	



Italian Round, 29-30 April 1 May 2016

World Supersport - Chronological Analysis Race - Red Flag

Start at 11:21'09.504

9 J. METCHER (1'58.041)

Lap	Seg. 1	Seg. 2	Seg. 3	Seg. 4	Seg. 5	Lap Time	km/h	Local Time
1	9.590	18.899	37.559	31.914	24.878	2'02.840	209.1	11:23'12.344
2	8.150	17.322	36.414	31.337	24.818	1'58.041	249.7	11:25'10.385
3	8.226	17.740	36.261	31.858	24.614	1'58.699	245.7	11:27'09.084

10 N. CALERO (1'57.802)

Lap	Seg. 1	Seg. 2	Seg. 3	Seg. 4	Seg. 5	Lap Time	km/h	Local Time
1	9.569	19.208	38.115	32.072	24.899	2'03.863	204.0	11:23'13.367
2	8.041	16.979	36.533	31.571	24.678	1'57.802	250.8	11:25'11.169
3	8.077	17.326	36.395	31.878	24.564	1'58.240	246.8	11:27'09.409

81 L. STAPLEFORD (1'56.678)

Lap	Seg. 1	Seg. 2	Seg. 3	Seg. 4	Seg. 5	Lap Time	km/h	Local Time
1	10.019	19.973	38.538	32.380	24.870	2'05.780	199.1	11:23'15.284
2	7.998	17.109	36.235	31.187	24.149	1'56.678	241.3	11:25'11.962
3	7.929	16.933	36.657	31.921	24.382	1'57.822	239.7	11:27'09.784

84 L. CRESSON (1'57.557)

Lap	Seg. 1	Seg. 2	Seg. 3	Seg. 4	Seg. 5	Lap Time	km/h	Local Time
1	9.692	19.600	38.172	32.235	24.907	2'04.606	208.7	11:23'14.110
2	8.130	16.965	36.739	31.346	24.377	1'57.557	248.0	11:25'11.667
3	8.038	16.986	36.707	32.475	24.268	1'58.474	250.3	11:27'10.141

119 J. CHROBAK (1'57.466)

Lap	Seg. 1	Seg. 2	Seg. 3	Seg. 4	Seg. 5	Lap Time	km/h	Local Time
1	10.118	19.794	38.115	32.637	24.923	2'05.587	195.5	11:23'15.091
2	8.287	17.214	36.372	31.562	24.845	1'58.280	241.3	11:25'13.371
3	8.327	16.792	36.256	31.758	24.333	1'57.466	243.5	11:27'10.837

35 S. HILL (1'58.509)

Lap	Seg. 1	Seg. 2	Seg. 3	Seg. 4	Seg. 5	Lap Time	km/h	Local Time
1	10.149	19.395	38.000	32.497	24.938	2'04.979	212.8	11:23'14.483
2	8.317	17.039	36.581	31.685	24.887	1'58.509	239.2	11:25'12.992
3	8.329	17.126	37.456	32.552	24.860	2'00.323	242.4	11:27'13.315

11 C. GAMARINO (1'54.569)

Lap	Seg. 1	Seg. 2	Seg. 3	Seg. 4	Seg. 5	Lap Time	km/h	Local Time
1	8.973	18.095	36.381	30.948	23.978	1'58.375	206.7	11:23'07.879
2	8.123	16.433	35.493	30.628	23.892	1'54.569	248.0	11:25'02.448

7 A. LICCIARDI (2'00.002)

Lap	Seg. 1	Seg. 2	Seg. 3	Seg. 4	Seg. 5	Lap Time	km/h	Local Time
1	9.900	20.023	38.949	32.429	25.469	2'06.770	214.5	11:23'16.274
2	8.368	17.821	37.214	31.811	24.788	2'00.002	241.9	11:25'16.276

50 B. ORTT (1'58.387)

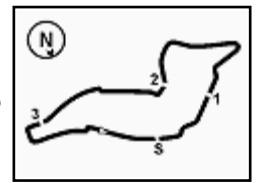
Lap	Seg. 1	Seg. 2	Seg. 3	Seg. 4	Seg. 5	Lap Time	km/h	Local Time
1			37.416	32.165	24.691	2'09.351		11:23'18.855
2	8.347	17.338	36.874	31.621	24.207	1'58.387	240.8	11:25'17.242

83 L. EPIS (2'07.728)

Lap	Seg. 1	Seg. 2	Seg. 3	Seg. 4	Seg. 5	Lap Time	km/h	Local Time
1	9.810	19.202	38.164	32.322	23.527	2'03.025	218.0	11:23'12.529
2	17.315	17.245	36.603	31.913	24.652	2'07.728	227.6	11:25'20.257

P = Pits In/Out - C = Lap-Time Cancelled





Imola Circuit 4.936 m


Italian Round, 29-30 April 1 May 2016

World Supersport - Weather Report Race - Red Flag

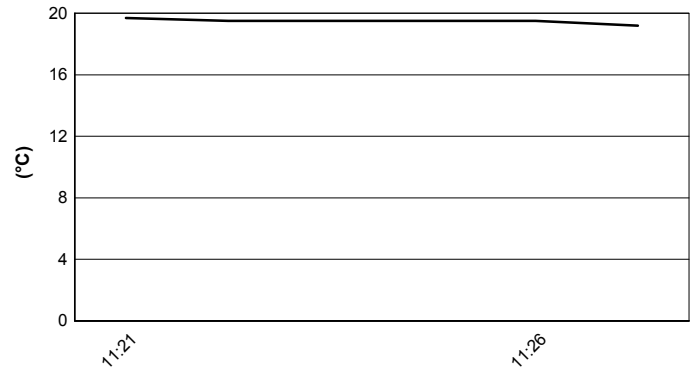
Session started 11:21

Session ended 11:28


Air Temperature




Track Temperature



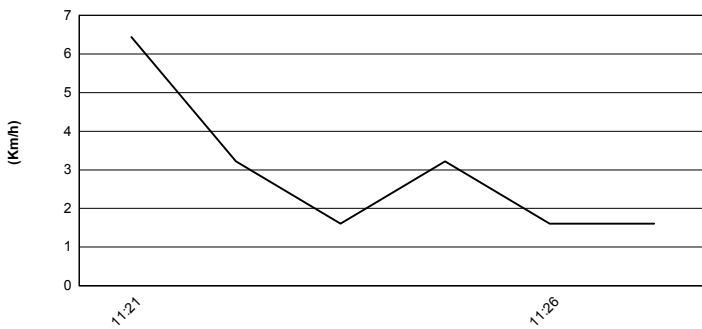
Air Pressure



Humidity



Wind Speed



Wind Direction

