

Imola Circuit 4.936 m

1 / 2

Italian Round, 29-30 April 1 May 2016

World Supersport - Results Warm Up

No.	Rider	Nat	Team	Bike	Class	Time	Gap	Rel.	Laps	Speed	
										Avg	Max
1	1 K. SOFUOGLU	TUR	Kawasaki Puccetti Racing	Kawasaki ZX-6R		2'06.457			6	140,519	244,6
2	2 P. JACOBSEN	USA	Honda World Supersport Team	Honda CBR600RR		2'07.131	0.674	0.674	7	139,774	240,2
3	25 A. BALDOLINI	ITA	Race Department ATK#25	MV Agusta F3 675		2'07.331	0.874	0.200	7	139,554	243,5
4	111 K. SMITH	GBR	CIA Landlord Insurance Honda	Honda CBR600RR		2'07.458	1.001	0.127	6	139,415	243,5
5	4 G. REA	GBR	GRT Racing Team	MV Agusta F3 675		2'07.792	1.335	0.334	7	139,051	242,4
6	69 O. JEZEK	CZE	Team GoEleven	Kawasaki ZX-6R		2'09.098	2.641	1.306	7	137,644	239,2
7	41 A. WAGNER	AUS	GRT Racing Team	MV Agusta F3 675		2'09.098	2.641	0.000	7	137,644	243,5
8	44 R. ROLFO	ITA	Team Factory Vomag	MV Agusta F3 675		2'09.466	3.009	0.368	7	137,253	241,3
9	11 C. GAMARINO	ITA	Team GoEleven	Kawasaki ZX-6R		2'10.620	4.163	1.154	6	136,040	240,8
10	19 K. WAHR	GER	Gemar Balloons - Team Lorini	Honda CBR600RR		2'11.202	4.745	0.582	4	135,437	238,6
11	21 R. KRUMMENACHER	SUI	Kawasaki Puccetti Racing	Kawasaki ZX-6R		2'12.388	5.931	1.186	4	134,224	234,5
12	71 C. BERGMAN	SWE	CIA Landlord Insurance Honda	Honda CBR600RR		2'12.622	6.165	0.234	5	133,987	234,0
13	10 N. CALERO	ESP	Orelac Racing VerdNatura	Kawasaki ZX-6R		2'12.855	6.398	0.233	6	133,752	236,6
14	7 A. LICCIARDI	BEL	R2 MotorRacing Team	Kawasaki ZX-6R	ESS	2'13.213	6.756	0.358	7	133,392	232,0
15	55 I. MIKHALCHIK	UKR	DS Junior Team	Kawasaki ZX-6R	ESS	2'13.334	6.877	0.121	7	133,271	226,6
16	64 F. CARICASULO	ITA	Bardahl Evan Bros. Honda Racing	Honda CBR600RR		2'13.832	7.375	0.498	5	132,775	242,9
17	53 N. MORRENTINO	ITA	Team Rosso e Nero	Yamaha YZF R6		2'14.113	7.656	0.281	5	132,497	233,5
18	88 N. TEROL	ESP	Schmidt Racing	MV Agusta F3 675		2'14.512	8.055	0.399	7	132,104	230,5
19	23 C. TANGRE	FRA	Team Yohann Moto Sport	Suzuki GSX-R600	ESS	2'15.793	9.336	1.281	6	130,858	221,5
20	83 L. EPIS	AUS	Response RE Racing	Kawasaki ZX-6R		2'16.649	10.192	0.856	7	130,038	230,5
21	119 J. CHROBAK	HUN	Schmidt Racing	MV Agusta F3 675	ESS	2'16.760	10.303	0.111	6	129,933	223,4
22	47 A. BASSANI	ITA	San Carlo Team Italia	Kawasaki ZX-6R	ESS	2'16.834	10.377	0.074	3	129,862	230,5
23	61 A. ZACCONE	ITA	San Carlo Team Italia	Kawasaki ZX-6R	ESS	2'16.851	10.394	0.017	6	129,846	233,0
24	9 J. METCHER	AUS	WILSport Racedays Honda	Honda CBR600RR	ESS	2'17.065	10.608	0.214	3	129,644	227,1
25	65 M. CANDUCCI	ITA	Green Speed	Kawasaki ZX-6R		2'17.189	10.732	0.124	7	129,526	241,3
26	81 L. STAPLEFORD	GBR	Profile Racing	Triumph Daytona 675		2'18.527	12.070	1.338	3	128,275	214,5
27	84 L. CRESSON	BEL	MTM / HS Kawasaki	Kawasaki ZX-6R	ESS	2'19.417	12.960	0.890	6	127,456	230,0
28	87 L. ZANETTI	ITA	MV Agusta Reparto Corse	MV Agusta F3 675		2'22.312	15.855	2.895	2	124,864	222,9
29	77 K. RYDE	GBR	Ranieri Med - SC Racing	Yamaha YZF R6		2'24.596	18.139	2.284	5	122,891	216,2
30	12 C. GOBBI	ITA	VFT Racing	Yamaha YZF R6	ESS	2'25.841	19.384	1.245	3	121,842	215,8

AIR	Humidity:	86%	Temp:	13°C
TRACK	Condition:	Wet	Temp:	17°C

Lap Record:	2015 J.Cluzel	1'51.101	159,940	Km/h
Best Lap	2015 J.Cluzel	1'50.856	160,290	Km/h

 Start 09:00
 End 09:17

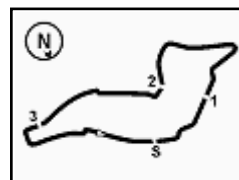
The results are provisional until the end of the time limit for protests and appeals and the completion of the technical checks.

FICR PERUGIA TIMING


Official Tyre Supplier



Official Timekeeper



Italian Round, 29-30 April 1 May 2016

World Supersport - Results Warm Up

Session Highlights

09.00.03		Start
09.05.11	Sofuoglu	Time Deleted - Cut Chicane
09.09.33	Rea	Time Deleted - Cut Chicane
09.17.31		End Of Session

Fastest Laps Sequence

No.	Rider	Nat	Team	Bike	Local Time	Time	Gap	Avg
7	A. LICCIARDI	BEL	R2 MotorRacing Team	Kawasaki ZX-6R	09:02'37.777	2'34.154		115,272
25	A. BALDOLINI	ITA	Race Department ATK#25	MV Agusta F3 675	09:02'52.382	2'28.885	-5.269	119,351
1	K. SOFUOGLU	TUR	Kawasaki Puccetti Racing	Kawasaki ZX-6R	09:03'39.089	2'22.111	-6.774	125,040
25	A. BALDOLINI	ITA	Race Department ATK#25	MV Agusta F3 675	09:05'11.392	2'19.010	-3.101	127,830
4	G. REA	GBR	GRT Racing Team	MV Agusta F3 675	09:05'12.568	2'17.488	-1.522	129,245
2	P. JACOBSEN	USA	Honda World Supersport Team	Honda CBR600RR	09:06'10.949	2'16.922	-0.566	129,779
25	A. BALDOLINI	ITA	Race Department ATK#25	MV Agusta F3 675	09:07'24.094	2'12.702	-4.220	133,906
4	G. REA	GBR	GRT Racing Team	MV Agusta F3 675	09:07'24.763	2'12.195	-0.507	134,420
25	A. BALDOLINI	ITA	Race Department ATK#25	MV Agusta F3 675	09:09'34.339	2'10.245	-1.950	136,432
111	K. SMITH	GBR	CIA Landlord Insurance Honda	Honda CBR600RR	09:09'44.254	2'08.993	-1.252	137,756
25	A. BALDOLINI	ITA	Race Department ATK#25	MV Agusta F3 675	09:11'42.399	2'08.060	-0.933	138,760
111	K. SMITH	GBR	CIA Landlord Insurance Honda	Honda CBR600RR	09:11'52.278	2'08.024	-0.036	138,799
25	A. BALDOLINI	ITA	Race Department ATK#25	MV Agusta F3 675	09:13'50.299	2'07.900	-0.124	138,934
1	K. SOFUOGLU	TUR	Kawasaki Puccetti Racing	Kawasaki ZX-6R	09:14'41.422	2'06.457	-1.443	140,519

01/05/2016 Start 09:00 End 09:17

The results are provisional until the end of the time limit for protests and appeals and the completion of the technical checks.

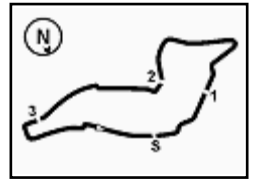
FICR PERUGIA TIMING



Official Tyre Supplier



Official Timekeeper



Imola Circuit 4.936 m

Italian Round, 29-30 April 1 May 2016

World Supersport - Best Sector & Speed Warm Up

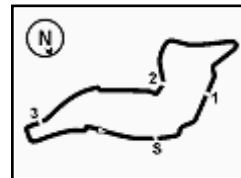
Best Lap

1	1	K. SOFUOGLU	Kawasaki ZX-6R	2'06.457
2	2	P. JACOBSEN	Honda CBR600RR	2'07.131
3	25	A. BALDOLINI	MV Austa F3 675	2'07.331
4	111	K. SMITH	Honda CBR600RR	2'07.458
5	4	G. REA	MV Austa F3 675	2'07.792
6	69	O. JEZEK	Kawasaki ZX-6R	2'09.098
7	41	A. WAGNER	MV Austa F3 675	2'09.098
8	44	R. ROLFO	MV Austa F3 675	2'09.466
9	11	C. GAMARINO	Kawasaki ZX-6R	2'10.620
10	19	K. WAHR	Honda CBR600RR	2'11.202
11	21	R. KRUMMENACHER	Kawasaki ZX-6R	2'12.388
12	71	C. BERGMAN	Honda CBR600RR	2'12.622
13	10	N. CALERO	Kawasaki ZX-6R	2'12.855
14	7	A. LICCIARDI	Kawasaki ZX-6R	2'13.213
15	55	I. MIKHALCHIK	Kawasaki ZX-6R	2'13.334
16	64	F. CARICASULO	Honda CBR600RR	2'13.832
17	53	N. MORRENTINO	Yamaha YZF R6	2'14.113
18	88	N. TEROL	MV Austa F3 675	2'14.512
19	23	C. TANGRE	Suzuki GSX-R600	2'15.793
20	83	L. EPIS	Kawasaki ZX-6R	2'16.649
21	119	J. CHROBAK	MV Austa F3 675	2'16.760
22	47	A. BASSANI	Kawasaki ZX-6R	2'16.834
23	61	A. ZACCONE	Kawasaki ZX-6R	2'16.851
24	9	J. METCHER	Honda CBR600RR	2'17.065
25	65	M. CANDUCCI	Kawasaki ZX-6R	2'17.189
26	81	L. STAPLEFORD	Triumph Daytona 675	2'18.527
27	84	L. CRESSON	Kawasaki ZX-6R	2'19.417
28	87	L. ZANETTI	MV Austa F3 675	2'22.312
29	77	K. RYDE	Yamaha YZF R6	2'24.596
30	12	C. GOBBI	Yamaha YZF R6	2'25.841

Top Speeds

1	1	K. SOFUOGLU	Kawasaki ZX-6R	244.6
2	25	A. BALDOLINI	MV Austa F3 675	243.5
3	111	K. SMITH	Honda CBR600RR	243.5
4	41	A. WAGNER	MV Austa F3 675	243.5
5	64	F. CARICASULO	Honda CBR600RR	242.9
6	4	G. REA	MV Austa F3 675	242.4
7	44	R. ROLFO	MV Austa F3 675	241.3
8	65	M. CANDUCCI	Kawasaki ZX-6R	241.3
9	11	C. GAMARINO	Kawasaki ZX-6R	240.8
10	2	P. JACOBSEN	Honda CBR600RR	240.2
11	69	O. JEZEK	Kawasaki ZX-6R	239.2
12	19	K. WAHR	Honda CBR600RR	238.6
13	10	N. CALERO	Kawasaki ZX-6R	238.6
14	21	R. KRUMMENACHER	Kawasaki ZX-6R	234.5
15	71	C. BERGMAN	Honda CBR600RR	234.0
16	53	N. MORRENTINO	Yamaha YZF R6	233.5
17	61	A. ZACCONE	Kawasaki ZX-6R	233.0
18	7	A. LICCIARDI	Kawasaki ZX-6R	232.0
19	47	A. BASSANI	Kawasaki ZX-6R	230.5
20	83	L. EPIS	Kawasaki ZX-6R	230.5
21	88	N. TEROL	MV Austa F3 675	230.5
22	84	L. CRESSON	Kawasaki ZX-6R	230.0
23	9	J. METCHER	Honda CBR600RR	227.1
24	55	I. MIKHALCHIK	Kawasaki ZX-6R	226.6
25	119	J. CHROBAK	MV Austa F3 675	223.4
26	87	L. ZANETTI	MV Austa F3 675	222.9
27	23	C. TANGRE	Suzuki GSX-R600	221.5
28	77	K. RYDE	Yamaha YZF R6	216.2
29	12	C. GOBBI	Yamaha YZF R6	215.8
30	81	L. STAPLEFORD	Triumph Daytona 675	214.5
31	78	H. OKUBO	Honda CBR600RR	196.6
32	35	S. HILL	Honda CBR600RR	195.8
33	16	J. CLUZEL	MV Austa F3 675	187.4
34	86	A. BADOVINI	Honda CBR600RR	154.4
35	50	B. ORTT	Honda CBR600RR	118.8

Seg. 1	Seg. 2	Seg. 3	Seg. 4	Seg. 5
1 2 P. JACOBSEN 8.162	1 111 K. SMITH 18.593	1 111 K. SMITH 39.578	1 1 K. SOFUOGLU 33.407	1 2 P. JACOBSEN 26.293
2 64 F. CARICASULO 8.241	2 1 K. SOFUOGLU 18.716	2 1 K. SOFUOGLU 39.623	2 111 K. SMITH 33.473	2 4 G. REA 26.325
3 4 G. REA 8.268	3 25 A. BALDOLINI 18.780	3 2 P. JACOBSEN 39.922	3 25 A. BALDOLINI 33.492	3 1 K. SOFUOGLU 26.338
4 111 K. SMITH 8.308	4 19 K. WAHR 18.854	4 25 A. BALDOLINI 39.933	4 41 A. WAGNER 33.624	4 25 A. BALDOLINI 26.500
5 84 L. CRESSON 8.323	5 2 P. JACOBSEN 18.878	5 4 G. REA 39.975	5 2 P. JACOBSEN 33.849	5 111 K. SMITH 26.968
6 41 A. WAGNER 8.339	6 4 G. REA 18.929	6 19 K. WAHR 40.248	6 69 O. JEZEK 33.893	6 19 K. WAHR 27.051
7 25 A. BALDOLINI 8.340	7 44 R. ROLFO 18.948	7 69 O. JEZEK 40.415	7 44 R. ROLFO 34.234	7 41 A. WAGNER 27.115
8 10 N. CALERO 8.353	8 69 O. JEZEK 19.044	8 44 R. ROLFO 40.532	8 11 C. GAMARINO 34.247	8 44 R. ROLFO 27.291
9 69 O. JEZEK 8.353	9 41 A. WAGNER 19.192	9 21 R. KRUMMENAC 40.764	9 4 G. REA 34.248	9 69 O. JEZEK 27.393
10 81 L. STAPLEFORD 8.356	10 10 N. CALERO 19.389	10 41 A. WAGNER 40.794	10 19 K. WAHR 34.426	10 11 C. GAMARINO 27.520
11 1 K. SOFUOGLU 8.373	11 21 R. KRUMMENAC 19.438	11 11 C. GAMARINO 40.835	11 21 R. KRUMMENAC 34.440	11 55 I. MIKHALCHIK 27.603
12 11 C. GAMARINO 8.381	12 11 C. GAMARINO 19.554	12 71 C. BERGMAN 41.256	12 55 I. MIKHALCHIK 35.045	12 7 A. LICCIARDI 27.633
13 47 A. BASSANI 8.384	13 64 F. CARICASULO 19.681	13 10 N. CALERO 41.563	13 10 N. CALERO 35.066	13 71 C. BERGMAN 27.844
14 19 K. WAHR 8.399	14 7 A. LICCIARDI 19.835	14 53 N. MORRENTINO 41.753	14 7 A. LICCIARDI 35.070	14 21 R. KRUMMENAC 28.132
15 55 I. MIKHALCHIK 8.401	15 71 C. BERGMAN 19.938	15 7 A. LICCIARDI 41.865	15 71 C. BERGMAN 35.145	15 88 N. TEROL 28.156
16 44 R. ROLFO 8.415	16 55 I. MIKHALCHIK 19.955	16 55 I. MIKHALCHIK 41.932	16 64 F. CARICASULO 35.361	16 64 F. CARICASULO 28.324
17 21 R. KRUMMENAC 8.429	17 53 N. MORRENTINO 19.989	17 88 N. TEROL 42.168	17 53 N. MORRENTINO 35.392	17 53 N. MORRENTINO 28.385
18 71 C. BERGMAN 8.439	18 23 C. TANGRE 20.147	18 64 F. CARICASULO 42.225	18 88 N. TEROL 35.411	18 10 N. CALERO 28.447
19 61 A. ZACCONE 8.444	19 88 N. TEROL 20.301	19 61 A. ZACCONE 42.518	19 83 L. EPIS 35.530	19 16 J. CLUZEL 28.520
20 83 L. EPIS 8.454	20 119 J. CHROBAK 20.451	20 23 C. TANGRE 42.562	20 23 C. TANGRE 35.577	20 65 M. CANDUCCI 28.573
21 65 M. CANDUCCI 8.473	21 83 L. EPIS 20.494	21 47 A. BASSANI 42.827	21 47 A. BASSANI 35.658	21 9 J. METCHER 28.605
22 88 N. TEROL 8.476	22 65 M. CANDUCCI 20.552	22 119 J. CHROBAK 42.991	22 61 A. ZACCONE 35.779	22 83 L. EPIS 28.747
23 53 N. MORRENTINO 8.488	23 9 J. METCHER 20.689	23 83 L. EPIS 43.099	23 119 J. CHROBAK 35.807	23 23 C. TANGRE 28.843
24 7 A. LICCIARDI 8.512	24 84 L. CRESSON 20.831	24 9 J. METCHER 43.184	24 9 J. METCHER 35.973	24 119 J. CHROBAK 28.896
25 77 K. RYDE 8.593	25 61 A. ZACCONE 20.874	25 65 M. CANDUCCI 43.345	25 65 M. CANDUCCI 35.985	25 81 L. STAPLEFORD 28.928
26 9 J. METCHER 8.614	26 47 A. BASSANI 20.877	26 81 L. STAPLEFORD 43.517	26 84 L. CRESSON 36.203	26 47 A. BASSANI 29.088
27 119 J. CHROBAK 8.615	27 12 C. GOBBI 21.233	27 84 L. CRESSON 43.874	27 81 L. STAPLEFORD 36.313	27 61 A. ZACCONE 29.193
28 87 L. ZANETTI 8.646	28 81 L. STAPLEFORD 21.413	28 87 L. ZANETTI 45.548	28 87 L. ZANETTI 37.041	28 87 L. ZANETTI 29.198
29 23 C. TANGRE 8.651	29 77 K. RYDE 21.784	29 77 K. RYDE 45.635	29 12 C. GOBBI 37.301	29 84 L. CRESSON 29.724
30 12 C. GOBBI 8.676	30 87 L. ZANETTI 21.879	30 12 C. GOBBI 45.940	30 16 J. CLUZEL 37.582	30 12 C. GOBBI 30.800
31 78 H. OKUBO 8.853	31 78 H. OKUBO 23.046	31 16 J. CLUZEL 46.414	31 77 K. RYDE 37.624	31 77 K. RYDE 30.960
32 35 S. HILL 9.504	32 16 J. CLUZEL 23.491	32 86 A. BADOVINI 46.928	32 86 A. BADOVINI 37.954	32 78 H. OKUBO 32.363
	33 86 A. BADOVINI 24.276	33 78 H. OKUBO 47.538	33 78 H. OKUBO 39.678	33 35 S. HILL 38.150
	34 35 S. HILL 24.652	34 35 S. HILL 54.585	34 35 S. HILL 44.187	
	35 50 B. ORTT 26.520	35 50 B. ORTT 57.960	35 50 B. ORTT 45.259	



Imola Circuit 4.936 m

1 / 1

No.	Rider	Nat	Bike	Seg. 1 Diff. 1	Seg. 2 Diff. 2	Seg. 3 Diff. 3	Seg. 4 Diff. 4	Seg. 5 Diff. 5	Ideal Time Best Lap	Pos.	Diff.
1	1 K. SOFUOGLU	TUR	Kawasaki ZX-6R	8.373	18.716	39.623	33.407	26.338	2'06.457 2'06.457	1	0.000
2	111 K. SMITH	GBR	Honda CBR600RR	8.308 0.068	18.593	39.578 0.185	33.473 0.148	26.968 0.137	2'06.920 2'07.458	4	0.538
3	25 A. BALDOLINI	ITA	MV Agusta F3 675	8.340 0.003	18.780 0.128	39.933	33.492 0.155	26.500	2'07.045 2'07.331	3	0.286
4	2 P. JACOBSEN	USA	Honda CBR600RR	8.162 0.027	18.878	39.922	33.849	26.293	2'07.104 2'07.131	2	0.027
5	4 G. REA	GBR	MV Agusta F3 675	8.268 0.003	18.929	39.975	34.248 0.044	26.325	2'07.745 2'07.792	5	0.047
6	19 K. WAHR	GER	Honda CBR600RR	8.399	18.854 0.690	40.248 0.857	34.426 0.677	27.051	2'08.978 2'11.202	10	2.224
7	41 A. WAGNER	AUS	MV Agusta F3 675	8.339 0.034	19.192	40.794	33.624	27.115	2'09.064 2'09.098	7	0.034
8	69 O. JEZEK	CZE	Kawasaki ZX-6R	8.353	19.044	40.415	33.893	27.393	2'09.098 2'09.098	6	0.000
9	44 R. ROLFO	ITA	MV Agusta F3 675	8.415 0.046	18.948	40.532	34.234	27.291	2'09.420 2'09.466	8	0.046
10	11 C. GAMARINO	ITA	Kawasaki ZX-6R	8.381 0.083	19.554	40.835	34.247	27.520	2'10.537 2'10.620	9	0.083
11	21 R. KRUMMENACHER	SUI	Kawasaki ZX-6R	8.429 0.005	19.438 0.318	40.764 0.862	34.440	28.132	2'11.203 2'12.388	11	1.185
12	71 C. BERGMAN	SWE	Honda CBR600RR	8.439	19.938	41.256	35.145	27.844	2'12.622 2'12.622	12	0.000
13	10 N. CALERO	ESP	Kawasaki ZX-6R	8.353 0.037	19.389	41.563	35.066	28.447	2'12.818 2'12.855	13	0.037
14	7 A. LICCIARDI	BEL	Kawasaki ZX-6R	8.512 0.024	19.835	41.865 0.274	35.070	27.633	2'12.915 2'13.213	14	0.298
15	55 I. MIKHALCHIK	UKR	Kawasaki ZX-6R	8.401 0.036	19.955 0.362	41.932	35.045	27.603	2'12.936 2'13.334	15	0.398
16	64 F. CARICASULO	ITA	Honda CBR600RR	8.241	19.681	42.225	35.361	28.324	2'13.832 2'13.832	16	0.000
17	53 N. MORRENTINO	ITA	Yamaha YZF R6	8.488 0.106	19.989	41.753	35.392	28.385	2'14.007 2'14.113	17	0.106
18	88 N. TEROL	ESP	MV Agusta F3 675	8.476	20.301	42.168	35.411	28.156	2'14.512 2'14.512	18	0.000
19	23 C. TANGRE	FRA	Suzuki GSX-R600	8.651 0.013	20.147	42.562	35.577	28.843	2'15.780 2'15.793	19	0.013
20	83 L. EPIS	AUS	Kawasaki ZX-6R	8.454 0.021	20.494 0.304	43.099	35.530	28.747	2'16.324 2'16.649	20	0.325
21	119 J. CHROBAK	HUN	MV Agusta F3 675	8.615	20.451	42.991	35.807	28.896	2'16.760 2'16.760	21	0.000
22	61 A. ZACCONE	ITA	Kawasaki ZX-6R	8.444 0.043	20.874	42.518	35.779	29.193	2'16.808 2'16.851	23	0.043
23	47 A. BASSANI	ITA	Kawasaki ZX-6R	8.384	20.877	42.827	35.658	29.088	2'16.834 2'16.834	22	0.000
24	65 M. CANDUCCI	ITA	Kawasaki ZX-6R	8.473 0.005	20.552	43.345	35.985 0.256	28.573	2'16.928 2'17.189	25	0.261
25	9 J. METCHER	AUS	Honda CBR600RR	8.614	20.689	43.184	35.973	28.605	2'17.065 2'17.065	24	0.000
26	81 L. STAPLEFORD	GBR	Triumph Daytona 675	8.356	21.413	43.517	36.313	28.928	2'18.527 2'18.527	26	0.000
27	84 L. CRESSON	BEL	Kawasaki ZX-6R	8.323	20.831	43.874 0.099	36.203	29.724 0.363	2'18.955 2'19.417	27	0.462
28	87 L. ZANETTI	ITA	MV Agusta F3 675	8.646	21.879	45.548	37.041	29.198	2'22.312 2'22.312	28	0.000
29	12 C. GOBBI	ITA	Yamaha YZF R6	8.676 0.103	21.233 1.348	45.940	37.301 0.440	30.800	2'23.950 2'25.841	30	1.891
30	77 K. RYDE	GBR	Yamaha YZF R6	8.593	21.784	45.635	37.624	30.960	2'24.596 2'24.596	29	0.000

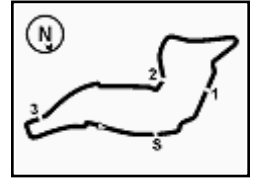
Overall Ideal Time

8.162 18.593 39.578 33.407 26.293

2'06.033



40



WorldSSP

102/05

Italian Round, 29-30 April 1 May 2016

World Supersport - Chronological Analysis Warm Up

Imola Circuit 4.936 m

1 / 2

1° 1 K. SOFUOGLU (2'06.457)									
Lap	Seg. 1	Seg. 2	Seg. 3	Seg. 4	Seg. 5	Lap Time	km/h	Local Time	
1	6.389	24.027	44.944	36.881	29.870	2'22.111 P	187.4	9:01'16.978	
2	8.566	20.890	42.864	41.233	27.951	2'21.504 C	237.6	9:03'39.089	
3	8.448	20.342	41.766	34.864	28.751	2'14.171	241.9	9:06'00.593	
4	8.522	19.656	41.985	34.900	26.803	2'11.866	242.4	9:08'14.764	
5	8.377	19.257	40.207	33.745	26.749	2'08.335	244.0	9:10'26.630	
6	8.373	18.716	39.623	33.407	26.338	2'06.457	244.6	9:12'34.965	
								9:14'41.422	

2° P. JACOBSEN (2'07.131)									
Lap	Seg. 1	Seg. 2	Seg. 3	Seg. 4	Seg. 5	Lap Time	km/h	Local Time	
1	8.690	24.507	46.024	38.558	30.907	2'28.686 P	157.4	9:01'25.341	
2	8.463	20.831	43.278	35.799	28.551	2'16.922	218.0	9:03'54.027	
3	8.281	20.271	42.111	35.425	27.749	2'13.837	223.4	9:06'10.949	
4	8.216	19.530	41.499	34.390	27.295	2'10.930	235.5	9:08'24.786	
5	8.162	19.585	41.625	34.026	26.858	2'10.256	231.0	9:10'35.716	
6	8.188	19.114	40.461	33.983	26.536	2'08.282	232.0	9:12'45.972	
7	8.189	18.878	39.922	33.849	26.293	2'07.131	240.2	9:14'54.254	
								9:17'01.385	

3° 25 A. BALDOLINI (2'07.331)									
Lap	Seg. 1	Seg. 2	Seg. 3	Seg. 4	Seg. 5	Lap Time	km/h	Local Time	
1	6.860	25.575	47.456	38.252	30.742	2'28.885 P	170.0	9:00'23.497	
2	8.494	21.131	43.824	36.290	29.271	2'19.010	238.1	9:02'52.382	
3	8.366	19.919	42.009	34.682	27.726	2'12.702	241.9	9:05'11.392	
4	8.381	19.335	41.258	34.283	26.988	2'10.245	242.4	9:07'24.094	
5	8.343	18.780	40.530	33.630	26.777	2'08.060	242.4	9:09'34.339	
6	8.340	18.896	40.260	33.492	26.912	2'07.900	243.5	9:11'42.399	
7	8.343	18.908	39.933	33.647	26.500	2'07.331	240.8	9:13'50.299	
								9:15'57.630	

4° 111 K. SMITH (2'07.458)									
Lap	Seg. 1	Seg. 2	Seg. 3	Seg. 4	Seg. 5	Lap Time	km/h	Local Time	
1	7.810	23.732	46.175	36.956	29.810	2'24.483 P	172.1	9:02'56.694	
2	8.513	20.113	43.700	34.505	27.253	2'14.084	217.5	9:05'21.177	
3	8.308	19.251	40.502	33.817	27.115	2'08.993	236.6	9:07'35.261	
4	8.386	19.093	40.104	33.473	26.968	2'08.024	241.3	9:09'44.254	
5	8.415	18.846	39.578	33.958	28.063	2'08.860	237.6	9:11'52.278	
6	8.376	18.593	39.763	33.621	27.105	2'07.458	243.5	9:14'01.138	
								9:16'08.596	

5° 4 G. REA (2'07.792)									
Lap	Seg. 1	Seg. 2	Seg. 3	Seg. 4	Seg. 5	Lap Time	km/h	Local Time	
1	7.557	24.943	47.620	38.925	31.118	2'30.163 P	170.8	9:00'24.917	
2	8.484	20.965	43.280	36.307	28.452	2'17.488	232.0	9:02'55.080	
3	8.332	20.124	41.613	34.784	27.342	2'12.195	233.5	9:05'12.568	
4	8.301	19.490	41.117	35.019	27.077	2'11.004 C	240.8	9:07'24.763	
5	8.268	19.036	41.285	34.699	26.857	2'10.145	242.4	9:09'35.767	
6	8.274	19.015	41.033	34.248	26.397	2'08.967	241.3	9:11'45.912	
7	8.271	18.929	39.975	34.292	26.325	2'07.792	240.8	9:14'01.138	
								9:16'02.671	

6° 69 O. JEZEK (2'09.098)									
Lap	Seg. 1	Seg. 2	Seg. 3	Seg. 4	Seg. 5	Lap Time	km/h	Local Time	
1	9.193	29.402	52.851	40.513	32.241	2'44.200 P	106.5	9:00'37.047	
2	8.616	22.056	45.142	36.300	29.614	2'21.728	221.1	9:03'21.247	
3	8.437	20.703	42.885	35.339	28.698	2'16.062	231.0	9:05'42.975	
4	8.394	20.190	42.144	34.702	28.300	2'13.730	235.0	9:07'59.037	
5	8.376	19.943	41.261	34.443	28.075	2'12.098	236.0	9:10'12.767	
6	8.374	19.468	41.370	34.146	27.404	2'10.762	239.2	9:12'24.865	
7	8.353	19.044	40.415	33.893	27.393	2'09.098	239.2	9:14'35.627	
								9:16'44.725	

7° 41 A. WAGNER (2'09.098)									
Lap	Seg. 1	Seg. 2	Seg. 3	Seg. 4	Seg. 5	Lap Time	km/h	Local Time	
1	7.434	25.817	49.892	40.473	33.063	2'36.679 P	155.1	9:00'12.072	
2	8.674	22.797	45.083	37.089	30.302	2'23.945	207.5	9:02'48.751	
3	8.466	20.802	42.880	35.844	28.753	2'16.745	227.6	9:05'12.696	
4	8.415	20.356	42.496	35.550	28.450	2'15.267	235.0	9:07'29.441	
5	8.339	19.524	41.400	34.786	27.936	2'11.985	237.1	9:09'44.708	
6	8.417	19.652	40.952	34.408	27.509	2'10.938	242.9	9:11'56.693	
7	8.373	19.192	40.794	33.624	27.115	2'09.098	243.5	9:14'07.631	
								9:16'16.729	

8° 44 R. ROLFO (2'09.466)									
Lap	Seg. 1	Seg. 2	Seg. 3	Seg. 4	Seg. 5	Lap Time	km/h	Local Time	
1	6.827	27.105	51.247	40.634	32.415	2'38.228 P	159.9	9:00'10.636	
2	8.732	22.424	44.734	36.816	29.963	2'22.669	209.9	9:02'48.864	
								9:05'11.533	

3	8.481	20.168	42.004	35.357	27.852	2'13.862	233.0	9:07'25.395	
4	8.415	19.464	41.020	35.077	27.410	2'11.386	233.5	9:09'36.781	
5	8.436	19.352	40.998	34.430	27.505	2'10.721	235.5	9:11'47.502	
6	8.437	19.107	41.203	35.199	27.520	2'11.466	239.7	9:13'58.968	
7	8.461	18.948	40.532	34.234	27.291	2'09.466	241.3	9:16'08.434	

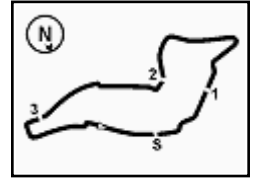
9° 11 C. GAMARINO (2'10.620)									
Lap	Seg. 1	Seg. 2	Seg. 3	Seg. 4	Seg. 5	Lap Time	km/h	Local Time	
1	6.892	24.203	48.483	38.479	31.712	2'29.769 P	168.7	9:01'28.319	
2	8.599	22.004	46.556	37.487	29.595	2'24.241	207.1	9:03'58.088	
3	8.462	20.725	43.928	35.347	28.754	2'17.216	224.3	9:06'22.329	
4	8.416	20.192	42.597	35.040	28.536	2'14.781	230.5	9:08'39.545	
5	8.381	19.785	41.568	35.007	28.680	2'13.421	240.8	9:10'54.326	
6	8.464	19.554	40.835	34.247	27.520	2'10.620	237.1	9:13'07.747	
								9:15'18.367	

10° 19 K. WAHR (2'11.202)									
Lap	Seg. 1	Seg. 2	Seg. 3	Seg. 4	Seg. 5	Lap Time	km/h	Local Time	
1	7.270	24.628	45.124	36.955	28.986	2'22.963 P	141.9	9:04'37.087	
2	8.487	20.814	41.703	35.875	27.667	2'14.546	232.5	9:07'00.050	
3	8.399	19.544	41.105	35.103	27.051	2'11.202	238.1	9:09'14.596	
4	8.474	32.736	45.649	34.426	27.060	2'28.345	229.0	9:11'25.798	
								9:13'54.143	

11° 21 R. KRUMMENACHER (2'12.388)									
Lap	Seg. 1	Seg. 2	Seg. 3	Seg. 4	Seg. 5	Lap Time	km/h	Local Time	
1	7.861	22.791	44.928	36.632	29.762	2'21.974 P	160.2	9:06'07.569	
2	8.460	20.771	42.843	35.326	28.874	2'16.274	223.8	9:08'29.543	
3	8.434	19.756	41.626	34.440	28.132	2'12.388	234.0	9:10'45.817	
4	8.429	19.438	40.764	37.555	28.765	2'14.951	234.5	9:12'58.205	
								9:15'13.156	

12° 71 C. BERGMAN (2'12.622)									
Lap	Seg. 1	Seg. 2	Seg. 3	Seg. 4	Seg. 5	Lap Time	km/h	Local Time	
1	9.609	24.459	48.803	39.741	31.584	2'34.196 P	154.7	9:04'27.072	
2	8.597	22.201	44.470	36.825	29.637	2'21.730	217.5	9:07'01.268	
3	8.538	20.496	42.525	35.622	28.469	2'15.650	234.0	9:09'22.998	
4	8.495	22.974	48.787	35.394	28.428	2'24.078	229.0	9:11'38.648	
5	8.439	19.938	41.256	35.145	27.844	2'12.622	233.5	9:14'02.726	
								9:16'15.348	

13° 10 N. CALERO (2'12.855)									
Lap	Seg. 1	Seg. 2	Seg. 3	Seg. 4	Seg. 5	Lap Time	km/h	Local Time	
1	8.086	25.056	48.770	38.542	31.845	2'32.299 P	153.6	9:0	



Imola Circuit 4.936 m

Italian Round, 29-30 April 1 May 2016

World Supersport - Chronological Analysis Warm Up

2 / 2

17° 53 N. MORRENTINO (2'14.113)								
Lap	Seg. 1	Seg. 2	Seg. 3	Seg. 4	Seg. 5	Lap Time	km/h	Local Time
1	11.462	26.009	50.837	39.510	32.216	2'40.034 P	143.2	9:00'04.348
2	8.772	22.814	46.546	37.897	31.453	2'27.482	203.6	9:05'11.864
3	8.488	20.773	42.821	35.741	2'49.023	4'36.846 P	224.3	9:09'48.710
4	8.968	23.988	48.077	35.843	28.703	2'25.579 P	134.3	9:12'14.289
5	8.594	19.989	41.753	35.392	28.385	2'14.113	233.5	9:14'28.402

18° 88 N. TEROL (2'14.512)								
Lap	Seg. 1	Seg. 2	Seg. 3	Seg. 4	Seg. 5	Lap Time	km/h	Local Time
1	7.679	24.564	47.222	39.218	31.636	2'30.319 P	141.7	9:00'39.891
2	8.646	21.503	44.212	37.012	29.557	2'20.930	212.0	9:05'31.140
3	8.547	20.851	45.425	36.485	29.465	2'20.773	229.0	9:07'51.913
4	8.561	20.650	42.967	36.330	29.252	2'17.760	227.6	9:10'09.673
5	8.528	20.623	42.700	36.125	28.578	2'16.554	223.8	9:12'26.227
6	8.476	20.301	42.168	35.411	28.156	2'14.512	230.5	9:14'40.739
7	8.479	25.328	45.463	37.001	28.987	2'25.258	219.3	9:17'05.997

19° 23 C. TANGRE (2'15.793)								
Lap	Seg. 1	Seg. 2	Seg. 3	Seg. 4	Seg. 5	Lap Time	km/h	Local Time
1	8.809	25.976	50.285	40.634	32.050	2'37.754 P	144.0	9:01'43.648
2	8.916	22.724	46.734	38.283	30.473	2'27.130	198.7	9:04'21.402
3	8.651	21.255	44.625	36.780	29.816	2'21.127	214.1	9:09'09.659
4	8.704	21.369	45.104	36.495	29.387	2'21.059	208.7	9:11'30.718
5	8.661	21.345	43.954	36.284	29.113	2'19.357	221.5	9:13'50.075
6	8.664	20.147	42.562	35.577	28.843	2'15.793	218.0	9:16'05.868

20° 83 L. EPIS (2'16.649)								
Lap	Seg. 1	Seg. 2	Seg. 3	Seg. 4	Seg. 5	Lap Time	km/h	Local Time
1	9.220	25.956	52.231	41.627	34.475	2'43.509 P	141.1	9:00'02.828
2	9.118	22.721	48.399	38.619	32.358	2'31.215	205.1	9:05'17.552
3	8.908	22.368	46.991	37.111	30.363	2'25.741	220.6	9:07'43.293
4	8.529	21.256	45.597	36.339	30.243	2'21.964	230.0	9:10'05.257
5	8.509	21.043	44.458	36.188	29.219	2'19.417	230.0	9:12'24.674
6	8.454	20.494	43.635	35.910	29.076	2'17.569	230.5	9:14'42.243
7	8.475	20.798	43.099	35.530	28.747	2'16.649	222.4	9:16'58.892

21° 119 J. CHROBAK (2'16.760)								
Lap	Seg. 1	Seg. 2	Seg. 3	Seg. 4	Seg. 5	Lap Time	km/h	Local Time
1	8.518	26.220	49.441	41.763	32.790	2'38.732 P	158.3	9:00'43.711
2	8.867	22.129	45.684	37.217	30.588	2'24.485	210.3	9:05'46.928
3	8.792	21.868	44.452	37.537	30.372	2'23.021	211.6	9:08'09.949
4	8.681	21.674	45.513	37.097	29.615	2'22.580	217.5	9:10'32.529
5	8.681	21.149	43.641	36.345	29.649	2'19.465	207.9	9:12'51.994
6	8.615	20.451	42.991	35.807	28.896	2'16.760	223.4	9:15'08.754

22° 47 A. BASSANI (2'16.834)								
Lap	Seg. 1	Seg. 2	Seg. 3	Seg. 4	Seg. 5	Lap Time	km/h	Local Time
1	7.225	24.383	47.434	38.098	30.552	2'27.692 P	168.4	9:08'03.163
2	8.390	21.839	44.327	36.269	29.853	2'20.678	230.5	9:12'51.533
3	8.384	20.877	42.827	35.658	29.088	2'16.834	224.8	9:15'08.367

23° 61 A. ZACCONE (2'16.851)								
Lap	Seg. 1	Seg. 2	Seg. 3	Seg. 4	Seg. 5	Lap Time	km/h	Local Time
1	8.967	29.198	54.771	43.422	34.781	2'51.139 P	128.5	9:00'45.017
2	8.721	23.509	46.902	39.272	31.338	2'29.742	207.5	9:03'36.156
3	8.536	21.902	44.500	37.143	29.917	2'21.998	224.3	9:06'05.898
4	8.475	21.316	44.289	36.595	29.376	2'20.051	228.6	9:08'27.896
5	8.444	21.195	43.550	36.558	29.987	2'19.734	233.0	9:10'47.947
6	8.487	20.874	42.518	35.779	29.193	2'16.851	227.1	9:13'07.681
								9:15'24.532

24° 9 J. METCHER (2'17.065)								
Lap	Seg. 1	Seg. 2	Seg. 3	Seg. 4	Seg. 5	Lap Time	km/h	Local Time
1	6.727	25.513	51.795	43.879	7'21.949	9'29.863 P	165.3	9:01'13.382
2	7.356	23.837	46.124	38.389	30.793	2'26.499 P	171.3	9:10'43.245
3	8.614	20.689	43.184	35.973	28.605	2'17.065	227.1	9:13'09.744
								9:15'26.809

25° 65 M. CANDUCCI (2'17.189)								
Lap	Seg. 1	Seg. 2	Seg. 3	Seg. 4	Seg. 5	Lap Time	km/h	Local Time
1	9.446	27.026	52.948	41.964	33.325	2'44.709 P	132.0	9:00'03.717
2	8.652	23.076	47.437	38.289	31.768	2'29.222	219.7	9:02'48.426
								9:05'17.648

P = Pits In/Out - C = Lap-Time Cancelled

3	8.561	22.330	46.111	36.767	29.771	2'23.540	220.6	9:07'41.188
4	8.478	21.414	44.848	36.778	30.009	2'21.527	237.6	9:10'02.715
5	8.473	21.042	44.123	35.985	29.589	2'19.212	241.3	9:12'21.927
6	8.533	20.861	43.742	36.166	29.093	2'18.395	237.6	9:14'40.322
7	8.478	20.552	43.345	36.241	28.573	2'17.189	238.1	9:16'57.511

26° 81 L. STAPLEFORD (2'18.527)								
Lap	Seg. 1	Seg. 2	Seg. 3	Seg. 4	Seg. 5	Lap Time	km/h	Local Time
1	7.901	25.457	48.309	39.567	31.255	2'32.489 P	155.1	9:02'12.282
2	8.627	22.451	44.895	37.312	29.261	2'22.546	188.3	9:04'44.771
3	8.356	21.413	43.517	36.313	28.928	2'18.527	214.5	9:07'07.317
								9:09'25.844

27° 84 L. CRESSON (2'19.417)								
Lap	Seg. 1	Seg. 2	Seg. 3	Seg. 4	Seg. 5	Lap Time	km/h	Local Time
1	7.654	25.919	49.705	39.906	33.370	2'36.554 P	136.8	9:00'39.431
2	8.790	22.343	47.104	37.943	31.684	2'27.864	212.8	9:03'15.985
3	8.398	21.419	45.759	37.999	31.392	2'24.967	225.7	9:05'43.849
4	8.441	21.744	46.440	36.910	30.929	2'24.464	225.7	9:08'08.816
5	8.361	21.594	43.874	36.590	29.724	2'20.143	218.0	9:10'33.280
6	8.323	20.831	43.973	36.203	30.087	2'19.417	230.0	9:12'53.423
								9:15'12.840

28° 87 L. ZANETTI (2'22.312)								
Lap	Seg. 1	Seg. 2	Seg. 3	Seg. 4	Seg. 5	Lap Time	km/h	Local Time
1	8.497	23.692	48.933	39.327	30.508	2'30.957 P	152.3	9:02'00.006
2	8.646	21.879	45.548	37.041	29.198	2'22.312	222.9	9:04'30.963
								9:06'53.275

29° 77 K. RYDE (2'24.596)								
Lap	Seg. 1	Seg. 2	Seg. 3	Seg. 4	Seg. 5	Lap Time	km/h	Local Time
1	7.394	25.283	53.136	41.243	33.421	2'40.477 P	163.3	9:01'15.572
2	8.869	22.897	47.653	45.211	2'25.325	4'29.955 P	200.9	9:03'56.049
3	7.764	26.372	48.658	38.745	31.710	2'33.249 P	160.6	9:10'59.253
4	8.606	22.274	46.706	38.167	31.239	2'26.992	211.1	9:14'26.245
5	8.593	21.784	45.635	37.624	30.960	2'24.596	216.2	9:15'50.841

30° 12 C. GOBBI (2'25.841)								
Lap	Seg. 1	Seg. 2	Seg. 3	Seg. 4	Seg. 5	Lap Time	km/h	Local Time
1	9.945	26.179	53.248	41.892	32.591	2'43.855 P	151.2	9:06'22.422
2	8.676	22.915	49.097	39.164	31.313	2'31.165	209.9	9:09'06.277
3	8.779	22.581	45.940	37.741	30.800	2'25.841	215.8	9:11'37.442
								9:14'03.283

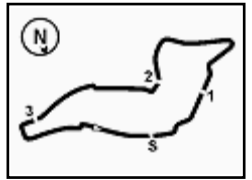
31° 16 J. CLUZEL								
Lap	Seg. 1	Seg. 2	Seg. 3	Seg. 4	Seg. 5	Lap Time	km/h	Local Time
1	6.720	23.491	46.414	37.582	28.520	2'22.727 P	187.4	9:14'24.433
								9:16'47.160

32° 35 S. HILL								
Lap	Seg. 1	Seg. 2	Seg. 3	Seg. 4	Seg. 5	Lap Time	km/h	Local Time
1	8.750	25.307	57.022	44.187	38.150	2'53.416 P	154.0	9:05'22.158
								9:08'15.574

33° 50 B. ORTT								
Lap	Seg. 1	Seg. 2	Seg. 3	Seg. 4	Seg. 5	Lap Time	km/h	Local Time
1	11.861	31.111	1'03.257	49.655	8'19.339	10'55.223 P	110.9	9:03'04.301
								9:13'59.524

34° 78 H. OKUBO								
Lap	Seg. 1	Seg. 2	Seg. 3	Seg. 4	Seg. 5	Lap Time	km/h	Local Time
1	7.493	26.388	52.110	42.112	33.462	2'41.565 P	169.7	9:00'21.503
2	8.997	23.985	49.119	39.965	1'23.881	3'25.947 P	180.5	9:03'03.068
3	8.591	24.050	48.413	40.154	32.363	2'33.571 P	152.9	9:06'29.015
								9:09'02.586

35° 86 A. BADOVINI								
Lap	Seg. 1	Seg. 2	Seg. 3	Seg. 4	Seg. 5	Lap Time	km/h	Local Time
								9:05'48.662

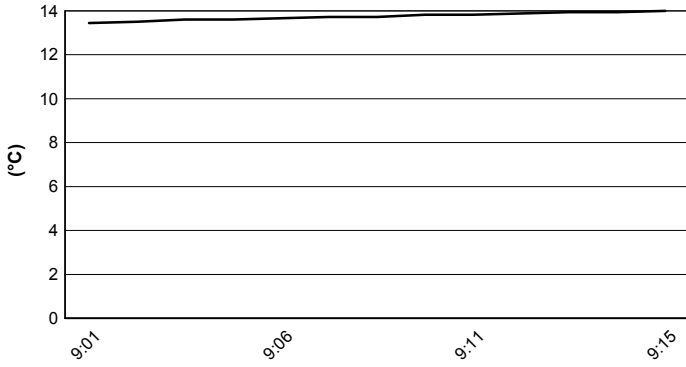


Imola Circuit 4.936 m

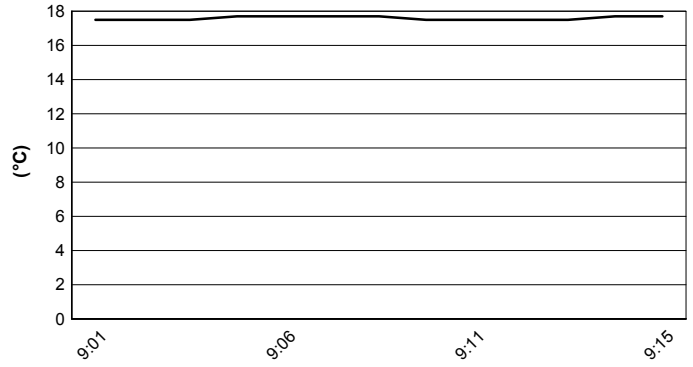
Italian Round, 29-30 April 1 May 2016
World Supersport - Weather Report Warm Up

Session started 9:00 Session ended 9:17

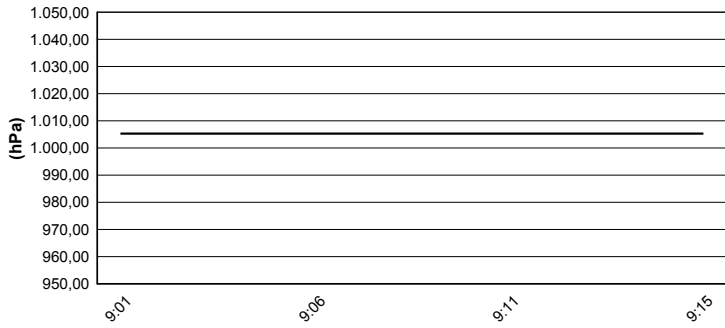
Air Temperature



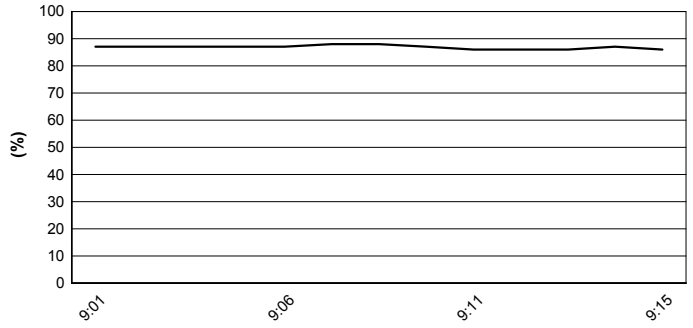
Track Temperature



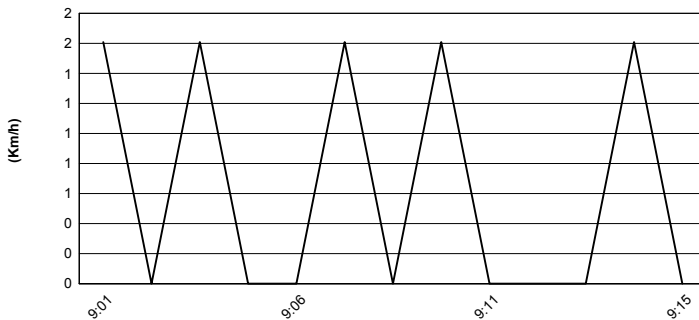
Air Pressure




Humidity

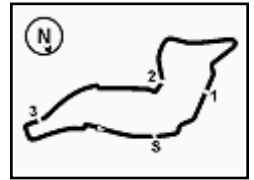


Wind Speed



Wind Direction





Imola Circuit 4.936 m

Italian Round, 29-30 April 1 May 2016

World Supersport - Starting Grid

17 Laps x 4,936 km = 83,912 km



1	16 CLUZEL J. MV Agusta 1'51.132 SP2	2	1 SOFUOGLU K. Kawasaki 1'51.321 SP2	3	2 JACOBSEN P. Honda 1'51.535 SP2
2	21 KRUMMENACHER R. Kawasaki 1'51.735 SP2	4	87 ZANETTI L. MV Agusta 1'51.901 SP2	5	86 BADOVINI A. Honda 1'51.950 SP2
3	64 CARICASULO F. Honda 1'52.025 SP2	6	25 BALDOLINI A. MV Agusta 1'52.075 SP2	7	4 REA G. MV Agusta 1'52.089 SP2
4	69 JEZEK O. Kawasaki 1'52.280 SP2	8	63 KHAIRUDDIN Z. Kawasaki 1'52.367 SP2	8	61 ZACCONE A. Kawasaki 1'52.451 SP2
5	88 TEROL N. MV Agusta 1'52.674 SP1	9	111 SMITH K. Honda 1'52.731 SP1	9	44 ROLFO R. MV Agusta 1'52.750 SP1
6	19 WAHR K. Honda 1'52.850 SP1	10	47 BASSANI A. Kawasaki 1'53.073 SP1	10	11 GAMARINO C. Kawasaki 1'53.420 SP1
7	53 MORRENTINO N. Yamaha 1'53.467 SP1	11	55 MIKHALCHIK I. Kawasaki 1'53.478 SP1	11	41 WAGNER A. MV Agusta 1'53.526 SP1
8	77 RYDE K. Yamaha 1'53.607 SP1	12	65 CANUCCI M. Kawasaki 1'53.753 SP1	12	6 STIRPE D. Kawasaki 1'53.849 SP1
9	12 GOBBI C. Yamaha 1'53.865 SP1	13	78 OKUBO H. Honda 1'54.179 SP1	13	10 CALERO N. Kawasaki 1'54.279 SP1
10	9 METCHER J. Honda 1'54.419 SP1	14	119 CHROBAK J. MV Agusta 1'54.841 SP1	14	71 BERGMAN C. Honda 1'54.842 SP1
11	23 TANGRE C. Suzuki 1'55.347 SP1	15	35 HILL S. Honda 1'55.672 SP1	15	84 CRESSON L. Kawasaki 1'56.289 SP1
12	83 EPIS L. Kawasaki 1'56.422 SP1	16	7 LICCIARDI A. Kawasaki 1'59.139 SP1	16	81 STAPLEFORD L. Triumph
13	50 ORTT B. Honda 1'56.696 SP1				
14					

Jury President

..... Race Director

FICR PERUGIA TIMING



Official Tyre Supplier



Official Timekeeper