

Italian Round, 29-30 April 1 May 2016

Superstock 1000 - Results Race

Laps 14 = 69,104 Km - Time Of Race 25'42.765 - Avg. 161,252 km/h

Imola Circuit 4.936 m

1 / 2

Pos	Race	Grid	No. Rider	Nat	Team	Bike	LL	Gap	Fastest Lap	Speed	Qualifying		Ranking		
											Time	Speed	R	Tot	Pos
1	2	36	L. MERCADO	ARG	Aruba.it Racing - Junior Team	Ducati Panigale R	14		1'49.659	281,5	1'49.701	283,7	25	57	1
2	5	74	K. CALIA	ITA	Nuova M2 Racing	Aprilia RSV4 RF	14	1.038	1'49.749	282,3	1'50.028	283,7	20	33	4
3	4	35	R. DE ROSA	ITA	Althea BMW Racing Team	BMW S 1000 RR	14	4.239	1'49.922	279,3	1'50.013	285,2	16	57	2
4	1	2	R. TAMBURINI	ITA	Nuova M2 Racing	Aprilia RSV4 RF	14	5.616	1'49.714	280,8	1'49.672	280,1	13	13	8
5	8	54	T. RAZGATLIOGLU	TUR	Kawasaki Puccetti Racing	Kawasaki ZX-10R	14	21.272	1'50.438	276,5	1'51.050	278,6	11	11	12
6	9	70	L. VITALI	ITA	Team 2R Racing	BMW S 1000 RR	14	34.671	1'52.011	275,1	1'51.141	277,2	10	19	7
7	10	3	S. SUCHET	SUI	Berclaz Racing by MotoXracing	Yamaha YZF R1	14	34.859	1'51.799	275,1	1'51.361	275,8	9	10	16
8	12	59	A. MANTOVANI	ITA	Guandalini Racing Yamaha	Yamaha YZF R1	14	35.992	1'51.728	273,0	1'51.591	272,3	8	28	5
9	15	43	F. MASSEI	ITA	Team Trasimeno	Yamaha YZF R1	14	36.065	1'51.863	269,6	1'51.736	273,0	7	13	11
10	14	31	M. FERRARI	ITA	DMR Racing Team	BMW S 1000 RR	14	36.310	1'51.854	276,5	1'51.689	277,9	6	6	20
11	21	11	J. GUARNONI	FRA	Pedercini Racing Kawasaki	Kawasaki ZX-10R	14	36.663	1'51.713	273,0	1'52.422	273,7	5	25	6
12	18	94	N. CANEPA	ITA	PATA Yamaha Official Stock Team	Yamaha YZF R1	14	36.804	1'51.382	276,5	1'51.987	277,9	4	4	24
13	19	16	G. BLACK	GBR	MTM / HS Kawasaki	Kawasaki ZX-10R	14	45.742	1'52.309	273,7	1'52.203	273,7	3	11	14
14	20	121	A. ANDREOZZI	ITA	Team Pedercini	Kawasaki ZX-10R	14	46.198	1'52.324	272,3	1'52.238	271,6	2	5	23
15	16	32	M. MOSER	GER	Triple-M Racing	Ducati Panigale R	14	57.206	1'52.763	268,3	1'51.823	269,6	1	6	22
16	23	23	C. PONSSON	FRA	Pedercini Racing Kawasaki	Kawasaki ZX-10R	14	58.121	1'53.359	279,3	1'52.655	275,8	4	26	
17	13	96	L. ROSSI	FRA	PATA Yamaha Official Stock Team	Yamaha YZF R1	14	1'00.548	1'53.057	277,9	1'51.642	277,9			
18	26	99	F. CAVALLI	ITA	PUNTO MOTO Corse by Clasitaly	Kawasaki ZX-10R	14	1'01.068	1'52.891	273,0	1'53.116	277,2			
19	28	51	E. VIONNET	SUI	Motos Vionnet	BMW S 1000 RR	14	1'01.496	1'53.256	272,3	1'53.230	277,2			
20	24	47	R. HARTOG	NED	Team Hartog - Jenik - Against Cance	Kawasaki ZX-10R	14	1'01.690	1'53.415	273,7	1'52.726	275,8	6	21	
21	22	44	A. TUCCI	ITA	Berclaz Racing by MotoXracing	Yamaha YZF R1	14	1'02.420	1'53.390	270,3	1'52.613	276,5			
22	29	77	W. TESSELS	NED	MTM / HS Kawasaki	Kawasaki ZX-10R	14	1'03.692	1'52.966	270,3	1'53.901	272,3	9	17	
23	25	69	D. MCFADDEN	RSA	Agro On-Benjan-Kawasaki	Kawasaki ZX-10R	14	1'05.656	1'53.496	268,3	1'52.951	272,3			
24	27	13	F. SANCHIONI	ITA	PUNTO MOTO Corse by Clasitaly	Kawasaki ZX-10R	14	1'05.923	1'53.467	271,6	1'53.172	273,0			
25	37	91	L. OPPEDISANO	ITA	Savi officina Racingteam	Kawasaki ZX-10R	14	1'07.991	1'53.447	273,7	1'53.533	275,1			
26	7	12	M. RINALDI	ITA	Aruba.it Racing - Junior Team	Ducati Panigale R	14	1'13.559	1'50.066	278,6	1'51.009	273,0	36	3	
27	32	9	T. FINSTERBUSCH	GER	BCC-Racing Team	Kawasaki ZX-10R	14	1'15.839	1'53.498	271,6	1'54.383	273,7			
28	30	19	J. PUFFE	GER	Agro On-Benjan-Kawasaki	Kawasaki ZX-10R	14	1'16.808	1'54.355	271,6	1'54.075	273,0			
29	17	58	E. PUSCEDDU	ITA	SK-Racing Team by Barni	Ducati Panigale R	14	1'17.228	1'53.041	273,0	1'51.900	278,6			
30	31	6	A. SIMONESCHI	ITA	BWG Racing	Kawasaki ZX-10R	14	1'21.067	1'54.336	265,0	1'54.290	268,3			
31	33	92	B. LEU	SUI	Leu Racing Team	Yamaha YZF R1	14	1'27.448	1'55.020	265,6	1'54.618	265,6			
32	34	78	K. PISAREV	UKR	DRT Racing Team	Yamaha YZF R1	14	1'31.155	1'55.337	268,9	1'55.346	270,3			

-----Not Classified-----

RET	6	123	L. SALVADORI	ITA	GP Project	Aprilia RSV4 RF	13	1 Lap	1'51.772	273,0	1'50.890	273,7	10	15	
RET	11	87	L. MARCONI	ITA	Team Trasimeno	Yamaha YZF R1	9	5 Laps	1'51.430	276,5	1'51.393	280,8	8	18	
RET	3	5	M. FACCANI	ITA	Triple-M Racing	Ducati Panigale R	7	7 Laps	1'50.090	279,3	1'49.745	280,8	13	9	
RET	35	26	M. SBAIZ	ITA	Berclaz Racing by MotoXracing	Yamaha YZF R1	1	13 Laps		233,0	1'55.827	273,7			

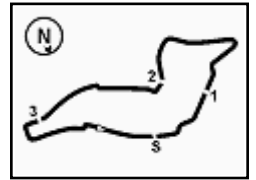
AIR	Humidity:	74%	Temp:	15°C	Fastest Lap	9° Leandro Mercado	1'49.659	162,044	Km/h
TRACK	Condition:	Dry	Temp:	21°C	Lap Record:	2015 R.Tamburini	1'49.868	161,740	Km/h
					Best Lap	2015 O.Jezek	1'49.071	162,920	Km/h

LAP LEADERS				
No. Rider	From	To	Laps	Total
36 L. MERCADO	1	3	3	
35 R. DE ROSA	4	8	5	5
36 L. MERCADO	9	14	6	9

TOTAL LEADER LAPS		
No. Rider	Laps	
36 L. MERCADO	16	
35 R. DE ROSA	12	
84 R. RUSSO	2	
12 M. RINALDI	1	

01/05/2016 Start 14:21 End 14:50

The results are provisional until the end of the time limit for protests and appeals and the completion of the technical checks.



Italian Round, 29-30 April 1 May 2016

Superstock 1000 - Results Race

RACE HIGHLIGHTS

14.18.06		Warm-up Lap Start
14.21.07		Start
14.23.44	26 Sbaiz	Stop - Technical Problem
14.23.51		No Jump Start
14.34.29	12 Rinaldi	Crashed - Turn 2
14.35.01	12 Rinaldi	Re-joined
14.35.10	5 Faccani	Crashed - Turn 7
14.39.17	87 Marconi	Crashed - Turn 9
14.47.38	123 Salvadori	Crashed - Turn 19
14.49.50	58 Pusceddu	Under Investigation - Provisional Standings
14.50.32		End Of Session

01/05/2016 Start 14:21 End 14:50

The results are provisional until the end of the time limit for protests and appeals and the completion of the technical checks.

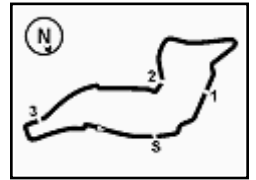
FICR PERUGIA TIMING



Official Tyre Supplier



Official Timekeeper



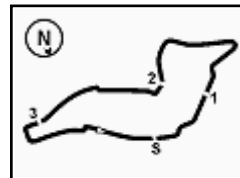
Imola Circuit 4.936 m

1 / 4

Italian Round, 29-30 April 1 May 2016 Superstock 1000 - Lap Chart Race

Pos	Lap													
	1	2	3	4	5	6	7	8	9	10	11	12	13	14
1	36	36	36	35	35	35	35	35	36	36	36	36	36	36
2	5	5	35	36	36	36	36	36	35	35	74	74	74	74
3	12	35	5	74	74	74	74	74	74	74	35	35	35	35
4	35	74	74	5	5	5	5	2	2	2	2	2	2	2
5	74	12	2	12	12	12	12	54	54	54	54	54	54	54
6	2	2	12	2	2	2	2	70	70	3	3	3	70	70
7	54	54	54	54	54	54	54	3	3	70	70	70	3	3
8	70	70	70	70	70	70	3	123	123	43	43	43	43	59
9	96	3	43	43	3	3	70	43	43	123	123	123	123	43
10	3	43	3	3	123	43	43	59	59	59	59	59	11	31
11	43	123	123	123	43	123	123	11	11	11	11	11	59	11
12	123	31	59	59	59	59	59	31	31	31	31	31	31	94
13	59	59	31	31	31	31	11	87	87	94	94	94	94	16
14	31	11	11	11	11	11	31	121	94	121	121	16	16	121
15	121	121	87	87	87	87	87	94	121	16	16	121	121	32
16	11	87	121	121	121	121	121	16	16	99	99	32	32	23
17	87	16	16	16	16	16	94	99	99	23	32	99	23	96
18	58	58	58	94	94	94	16	23	23	32	23	23	99	99
19	16	99	99	99	99	99	99	69	47	47	51	51	96	51
20	99	47	94	23	23	23	23	47	69	69	47	96	51	47
21	47	23	47	58	47	47	47	32	32	51	96	47	47	44
22	23	69	23	47	69	69	69	51	51	96	69	69	77	77
23	69	94	69	69	58	32	32	96	96	77	77	77	44	69
24	51	51	51	32	32	51	51	77	77	13	13	44	69	13
25	94	32	32	51	51	96	96	13	13	44	44	13	13	91
26	9	77	77	96	96	77	77	44	44	91	91	91	91	12
27	32	13	13	77	77	58	13	19	19	19	9	9	9	9
28	77	92	96	13	13	13	44	9	91	9	19	19	12	19
29	92	96	44	44	44	44	58	91	9	6	6	6	19	58
30	13	44	19	19	19	19	19	58	6	12	12	12	58	6
31	44	19	92	6	9	9	9	6	58	58	58	58	6	92
32	19	6	6	91	6	6	91	92	92	92	92	92	92	78
33	6	91	91	92	91	91	6	78	12	78	78	78	78	
34	78	78	9	9	92	92	92	12	78					
35	26	9	78	78	78	78	78							
36	91													

Final Result		
1	36 L. MERCADO	Laps 14
2	74 K. CALIA	1.038
3	35 R. DE ROSA	4.239
4	2 R. TAMBURINI	5.616
5	54 T. RAZGATLIOGLU	21.272
6	70 L. VITALI	34.671
7	3 S. SUCHET	34.859
8	59 A. MANTOVANI	35.992
9	43 F. MASSEI	36.065
10	31 M. FERRARI	36.310
11	11 J. GUARNONI	36.663
12	94 N. CANEPA	36.804
13	16 G. BLACK	45.742
14	121 A. ANDREOZZI	46.198
15	32 M. MOSER	57.206
16	23 C. PONSSON	58.121
17	96 L. ROSSI	1'00.548
18	99 F. CAVALLI	1'01.068
19	51 E. VIONNET	1'01.496
20	47 R. HARTOG	1'01.690
21	44 A. TUCCI	1'02.420
22	77 W. TESSELS	1'03.692
23	69 D. MCFADDEN	1'05.656
24	13 F. SANCHIONI	1'05.923
25	91 L. OPPEDISANO	1'07.991
26	12 M. RINALDI	1'13.559
27	9 T. FINSTERBUSCH	1'15.839
28	19 J. PUFFE	1'16.808
29	58 E. PUSCEDDU	1'17.228
30	6 A. SIMONESCHI	1'21.067
31	92 B. LEU	1'27.448
32	78 K. PISAREV	1'31.155
RET	123 L. SALVADORI	1 Lap
RET	87 L. MARCONI	5 Laps
RET	5 M. FACCANI	7 Laps
RET	26 M. SBAIZ	13 Laps



Italian Round, 29-30 April 1 May 2016 Superstock 1000 - Lap Chart Race

27	19 J.Puffe (GER)	49.230
28	91 L.Oppedisano (ITA)	49.526
29	9 T.Finsterbusch (GER)	49.849
30	6 A.Simoneschi (ITA)	50.999
31	58 E.Pusceddu (ITA)	54.350
32	92 B.Leu (SUI)	57.685
33	12 M.Rinaldi (ITA)	58.023
34	78 K.Pisarev (UKR)	58.997

1	36 L.Mercado (ARG)	
2	74 K.Callia (ITA)	0.835
3	35 R.De Rosa (ITA)	2.123
4	2 R.Tamburini (ITA)	4.293
5	54 T.Razgatlioglu (TUR)	16.137
6	3 S.Suchet (SUI)	27.442
7	70 L.Vitali (ITA)	27.801
8	43 F.Massei (ITA)	27.931
9	123 L.Salvadori (ITA)	28.275
10	59 A.Mantovani (ITA)	28.672
11	11 J.Guarnoni (FRA)	28.983
12	31 M.Ferrari (ITA)	29.553
13	94 N.Canepa (ITA)	32.219
14	16 G.Black (GBR)	38.297
15	121 A.Andreozzi (ITA)	38.709
16	32 M.Moser (GER)	48.798
17	99 F.Cavalli (ITA)	50.122
18	23 C.Ponsson (FRA)	50.310
19	51 E.Vionnet (SUI)	51.503
20	96 L.Rossi (FRA)	52.031
21	47 R.Hartog (NED)	53.115
22	69 D.McFadden (RSA)	54.011
23	77 W.Tessels (NED)	54.203
24	44 A.Tucci (ITA)	54.850
25	13 F.Sanchioni (ITA)	55.781
26	91 L.Oppedisano (ITA)	1'00.625
27	9 T.Finsterbusch (GER)	1'04.526
28	19 J.Puffe (GER)	1'05.081
29	6 A.Simoneschi (ITA)	1'06.572
30	12 M.Rinaldi (ITA)	1'06.912
31	58 E.Pusceddu (ITA)	1'07.995
32	92 B.Leu (SUI)	1'16.638
33	78 K.Pisarev (UKR)	1'17.212

12	94 N.Canepa (ITA)	36.804
13	16 G.Black (GBR)	45.742
14	121 A.Andreozzi (ITA)	46.198
15	32 M.Moser (GER)	57.206
16	23 C.Ponsson (FRA)	58.121
17	96 L.Rossi (FRA)	1'00.548
18	99 F.Cavalli (ITA)	1'01.068
19	51 E.Vionnet (SUI)	1'01.496
20	47 R.Hartog (NED)	1'01.690
21	44 A.Tucci (ITA)	1'02.420
22	77 W.Tessels (NED)	1'03.692
23	69 D.McFadden (RSA)	1'05.656
24	13 F.Sanchioni (ITA)	1'05.923
25	91 L.Oppedisano (ITA)	1'07.991
26	12 M.Rinaldi (ITA)	1'13.559
27	9 T.Finsterbusch (GER)	1'15.839
28	19 J.Puffe (GER)	1'16.808
29	58 E.Pusceddu (ITA)	1'17.228
30	6 A.Simoneschi (ITA)	1'21.067
31	92 B.Leu (SUI)	1'27.448
32	78 K.Pisarev (UKR)	1'31.155

Lap 10

1	36 L.Mercado (ARG)	
2	35 R.De Rosa (ITA)	0.665
3	74 K.Callia (ITA)	0.931
4	2 R.Tamburini (ITA)	3.288
5	54 T.Razgatlioglu (TUR)	12.124
6	3 S.Suchet (SUI)	22.472
7	70 L.Vitali (ITA)	22.969
8	43 F.Massei (ITA)	23.238
9	123 L.Salvadori (ITA)	23.584
10	59 A.Mantovani (ITA)	23.967
11	11 J.Guarnoni (FRA)	24.170
12	31 M.Ferrari (ITA)	24.535
13	94 N.Canepa (ITA)	28.051
14	121 A.Andreozzi (ITA)	30.496
15	16 G.Black (GBR)	31.091
16	99 F.Cavalli (ITA)	40.639
17	23 C.Ponsson (FRA)	41.455
18	32 M.Moser (GER)	42.768
19	47 R.Hartog (NED)	43.195
20	69 D.McFadden (RSA)	44.230
21	51 E.Vionnet (SUI)	44.302
22	96 L.Rossi (FRA)	44.826
23	77 W.Tessels (NED)	45.927
24	13 F.Sanchioni (ITA)	47.110
25	44 A.Tucci (ITA)	47.173
26	91 L.Oppedisano (ITA)	53.081
27	19 J.Puffe (GER)	54.147
28	9 T.Finsterbusch (GER)	54.452
29	6 A.Simoneschi (ITA)	56.030
30	12 M.Rinaldi (ITA)	1'01.026
31	58 E.Pusceddu (ITA)	1'01.264
32	92 B.Leu (SUI)	1'03.953
33	78 K.Pisarev (UKR)	1'04.613

Lap 13

1	36 L.Mercado (ARG)	
2	74 K.Callia (ITA)	0.827
3	35 R.De Rosa (ITA)	2.850
4	2 R.Tamburini (ITA)	4.848
5	54 T.Razgatlioglu (TUR)	18.470
6	70 L.Vitali (ITA)	30.891
7	3 S.Suchet (SUI)	31.067
8	43 F.Massei (ITA)	31.251
9	123 L.Salvadori (ITA)	31.553
10	11 J.Guarnoni (FRA)	31.720
11	59 A.Mantovani (ITA)	32.093
12	31 M.Ferrari (ITA)	32.425
13	94 N.Canepa (ITA)	34.183
14	16 G.Black (GBR)	42.087
15	121 A.Andreozzi (ITA)	42.297
16	32 M.Moser (GER)	52.847
17	23 C.Ponsson (FRA)	53.703
18	99 F.Cavalli (ITA)	55.112
19	96 L.Rossi (FRA)	55.824
20	51 E.Vionnet (SUI)	56.518
21	47 R.Hartog (NED)	57.119
22	77 W.Tessels (NED)	58.712
23	44 A.Tucci (ITA)	58.786
24	69 D.McFadden (RSA)	59.762
25	13 F.Sanchioni (ITA)	1'01.286
26	91 L.Oppedisano (ITA)	1'04.235
27	9 T.Finsterbusch (GER)	1'10.168
28	12 M.Rinaldi (ITA)	1'10.280
29	19 J.Puffe (GER)	1'10.646
30	58 E.Pusceddu (ITA)	1'12.199
31	6 A.Simoneschi (ITA)	1'12.796
32	92 B.Leu (SUI)	1'22.446
33	78 K.Pisarev (UKR)	1'23.344

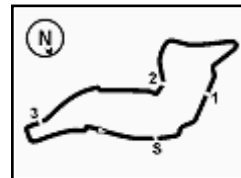
Lap 11

1	36 L.Mercado (ARG)	
2	74 K.Callia (ITA)	0.582
3	35 R.De Rosa (ITA)	0.990
4	2 R.Tamburini (ITA)	3.510
5	54 T.Razgatlioglu (TUR)	13.898
6	3 S.Suchet (SUI)	24.613
7	70 L.Vitali (ITA)	25.050
8	43 F.Massei (ITA)	25.327
9	123 L.Salvadori (ITA)	25.611
10	59 A.Mantovani (ITA)	26.080
11	11 J.Guarnoni (FRA)	26.392
12	31 M.Ferrari (ITA)	26.871
13	94 N.Canepa (ITA)	29.726
14	121 A.Andreozzi (ITA)	34.022
15	16 G.Black (GBR)	34.323
16	99 F.Cavalli (ITA)	45.096
17	32 M.Moser (GER)	45.433
18	23 C.Ponsson (FRA)	45.710
19	51 E.Vionnet (SUI)	47.460
20	47 R.Hartog (NED)	47.744
21	96 L.Rossi (FRA)	48.459
22	69 D.McFadden (RSA)	49.051
23	77 W.Tessels (NED)	50.230
24	13 F.Sanchioni (ITA)	50.740
25	44 A.Tucci (ITA)	50.848
26	91 L.Oppedisano (ITA)	56.770
27	9 T.Finsterbusch (GER)	59.055
28	19 J.Puffe (GER)	59.791
29	6 A.Simoneschi (ITA)	1'01.177
30	12 M.Rinaldi (ITA)	1'04.012
31	58 E.Pusceddu (ITA)	1'04.720
32	92 B.Leu (SUI)	1'09.711
33	78 K.Pisarev (UKR)	1'10.323

Lap 14

1	36 L.Mercado (ARG)	
2	74 K.Callia (ITA)	1.038
3	35 R.De Rosa (ITA)	4.239
4	2 R.Tamburini (ITA)	5.616
5	54 T.Razgatlioglu (TUR)	21.272
6	70 L.Vitali (ITA)	34.671
7	3 S.Suchet (SUI)	34.859
8	59 A.Mantovani (ITA)	35.992
9	43 F.Massei (ITA)	36.065
10	31 M.Ferrari (ITA)	36.310
11	11 J.Guarnoni (FRA)	36.663

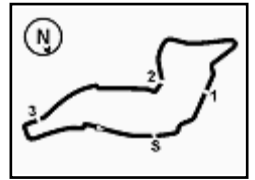
Lap 12



Imola Circuit 4.936 m

Italian Round, 29-30 April 1 May 2016 Superstock 1000 - Lap Chart Race





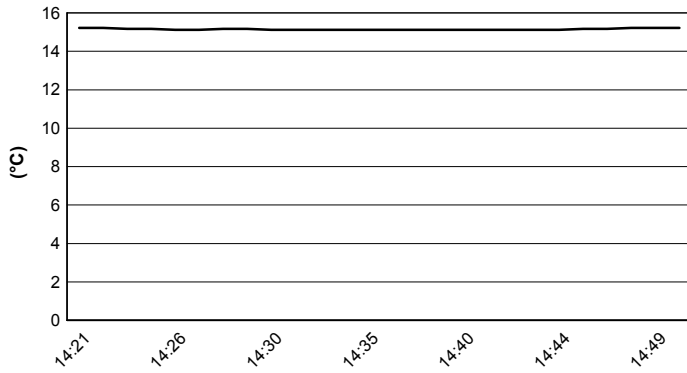
Imola Circuit 4.936 m

Italian Round, 29-30 April 1 May 2016

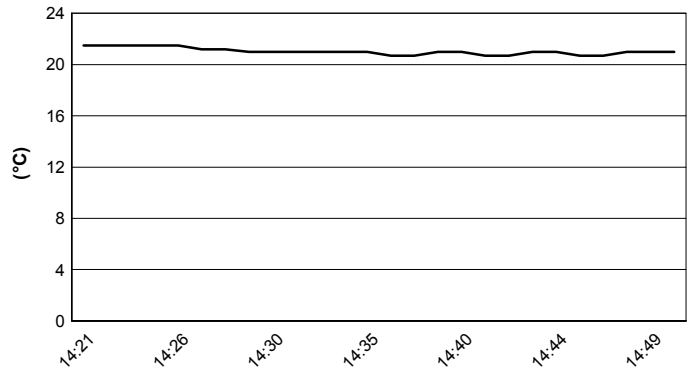
Superstock 1000 - Weather Report Race

Session started 14:21 Session ended 14:50

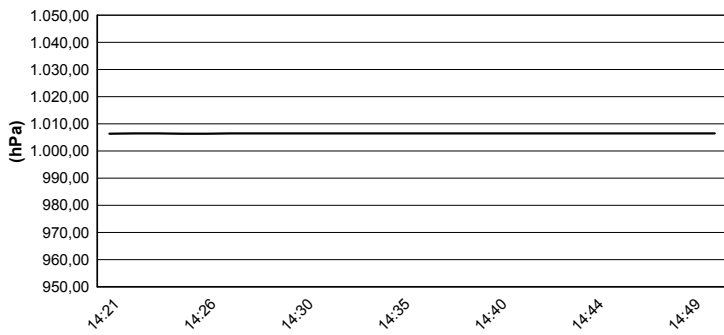
Air Temperature



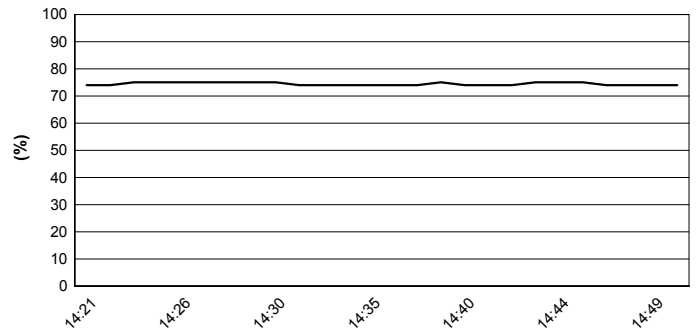
Track Temperature



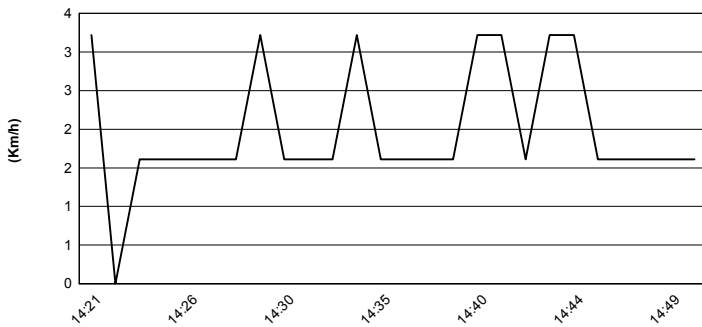
Air Pressure



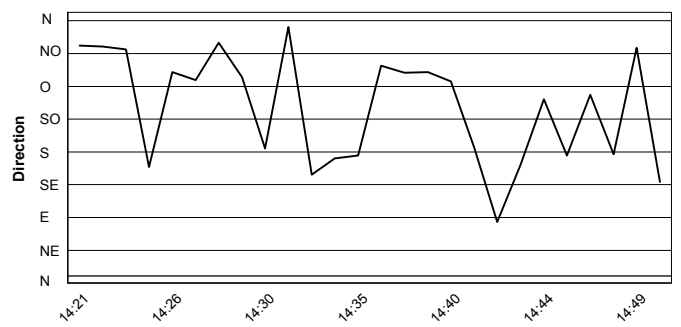
Humidity

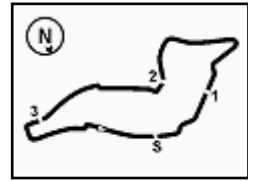


Wind Speed



Wind Direction





Imola Circuit 4.936 m

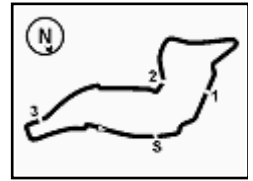
Italian Round, 29-30 April 1 May 2016

Superstock 1000 - Championship Standings

Points	Points From First	Points From Previous																	
			April 3 ARAGON	April 17 ASSEN	May 1 IMOLA	May 29 DONINGTON PARK	June 19 MISANO	September 18 LAUSITZRING	October 2 MAGNY-COURS	October 16 JEREZ									
1 MERCADO Leandro (ARG)	57		25 1	7 3	25 1														
2 DE ROSA Raffaele (ITA)	57 0		16 3	25 1	16 1														
3 RINALDI Michael Ruben (ITA)	36 21 21		20 2	16 2	16 3														
4 CALIA Kevin (ITA)	33 24 3		10 6	3 6	20 4														
5 MANTOVANI Andrea (ITA)	28 29 5		9 7	11 4	8 5														
6 GUARNONI Jeremy (FRA)	25 32 3			20 4	5 6														
7 VITALI Luca (ITA)	19 38 6		5 11	4 11	10 7														
8 TAMBURINI Roberto (ITA)	13 44 6				13 8														
9 FACCANI Marco (ITA)	13 44 0			13 6	8 8														
10 RUSSO Riccardo (ITA)	13 44 0		13 4	6 6	8 8														
11 MASSEI Fabio (ITA)	13 44 0		6 10	16 16	7 8														
12 RAZGATLIOGLU Toprak (TUR)	11 46 2				11 12														
13 MARINO Florian (FRA)	11 46 0		11 5	9 9	12 12														
14 BLACK Gregg (GBR)	11 46 0			8 13	3 12														
15 SALVADORI Luca (ITA)	10 47 1			10 10	15 15														
16 SUCHET Sebastien (SUI)	10 47 0		1 15	22 22	9 15														
17 TESSELS Wayne (NED)	9 48 1			9 11	17 17														
18 MARCONI Luca (ITA)	8 49 1		8 8	13 13	18 18														
19 SCHEIB Maximilian (CHI)	7 50 1		7 9	15 15	19 19														
20 FERRARI Matteo (ITA)	6 51 1				6 20														
21 HARTOG Rob (NED)	6 51 0			6 16	20 20														
22 MOSER Marc (GER)	6 51 0			5 18	1 20														
23 ANDREOZZI Alessandro (ITA)	5 52 1		3 13	21 21	2 23														
24 CANEPA Niccolò (ITA)	4 53 1				4 24														
25 STARING Bryan (AUS)	4 53 0		4 12	19 19	24 24														
26 PONSSON Christophe (FRA)	4 53 0		2 14	2 19	24 24														

First Line: Championship Standings - Second Line: Ranking Progression





Imola Circuit 4.936 m

Italian Round, 29-30 April 1 May 2016 Superstock 1000 - Championship Standings

	Points	Points From First	Points From Previous	April 3	April 17	May 1	May 29	June 19	September 18	October 2	October 16							
				ARAGON	ASSEN	IMOLA	DONINGTON PARK	MISANO	LAUSITZRING	MAGNY-COURS	JEREZ							
27 MERCANDELLI Roberto (ITA)	1	56	3		1	27												

First Line: Championship Standings - Second Line: Ranking Progression

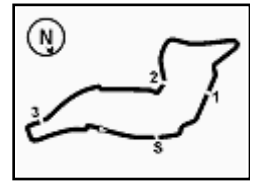
FKR PERUGIA TIMING



Official Tyre Supplier



Official Timekeeper



Imola Circuit 4.936 m

Italian Round, 29-30 April 1 May 2016

Superstock 1000 - Manufacturers Standings

	Points	Points From First	Points From Previous	April 3 ARAGON	April 17 ASSEN	May 1 IMOLA	May 29 DONINGTON PARK	June 19 MISANO	September 18 LAUSITZRING	October 2 MAGNY-COURS	October 16 JEREZ							
1 DUCATI	66			25 1	16 1	25 1												
2 BMW	57	9		16 2	25 1	16 2												
3 APRILIA	40	26	17	10 4	10 5	20 3												
4 KAWASAKI	35	31	5	4 5	20 3	11 4												
5 YAMAHA	33	33	2	13 3	11 3	9 5												

First Line: Championship Standings - Second Line: Ranking Progression

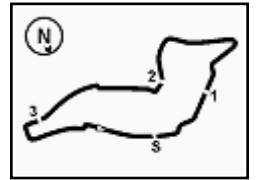
PIRELLI PERUGIA TIMING



Official Tyre Supplier



Official Timekeeper



Imola Circuit 4.936 m

Italian Round, 29-30 April 1 May 2016

Superstock 1000 - Race Winners

	2013	2014	2015	2016
01 MotorLand Aragon	Barrier S. (Fra) Bmw	Mercado L. (Arg) Duc	Tamburini R. (Ita) Bmw	Mercado L. (Arg) Duc
02 TT Circuit Assen	La Marra E. (Ita) Duc	Valk K. (Ned) Kaw	Savadori L. (Ita) Apr	De Rosa R. (Ita) Bmw
03 Imola Circuit	Barrier S. (Fra) Bmw	Jezek O. (Cze) Duc	Savadori L. (Ita) Apr	Mercado L. (Arg) Duc
04 Donington Park			Savadori L. (Ita) Apr	
05 Misano World Circuit		Savadori L. (Ita) Kaw	Savadori L. (Ita) Apr	
07 Circuit de Nevers	Guarnoni J. (Fra) Kaw	Lussiana M. (Fra) Kaw	Guarnoni J. (Fra) Yam	
08 Circuito de Jerez	Guarnoni J. (Fra) Kaw	Mercado L. (Arg) Duc	Tamburini R. (Ita) Bmw	

2016

- 2 L. Mercado
- 1 R. De Rosa

ALL TIMES

- | | | | |
|----------------|--------------------|----------------|--------------|
| 11 A. Badovini | 4 D. Petrucci | 1 F. Capriotti | 1 L. Zanetti |
| 10 S. Barrier | 4 J. Guarnoni | 1 J. Morley | 1 K. Valk |
| 8 X. Simeon | 3 W. Tortoroglio | 1 G. Mason | 1 R. De Rosa |
| 8 L. Savadori | 3 C. Burns | 1 C. Vermeulen | |
| 7 J. Ellison | 3 D. Van Keymeulen | 1 D. Tosolini | |
| 7 M. Berger | 3 R. Chiarello | 1 M. Heckles | |
| 7 C. Corti | 3 B. Staring | 1 L. Mauri | |
| 5 G. Vizziello | 3 R. Tamburini | 1 C. Coxhell | |
| 5 A. Polita | 2 D. Jefferies | 1 I. Sala | |
| 5 L. Mercado | 2 K. Harris | 1 M. Bauer | |
| 4 V. Iannuzzo | 2 K. Sofuoglu | 1 M. Laverty | |
| 4 L. Alfonsi | 2 M. Baiocco | 1 M. Smrz | |
| 4 D. Oliver | 2 L. Scassa | 1 M. Roccoli | |
| 4 L. Lanzi | 2 N. Canepa | 1 O. Jezek | |
| 4 M. Fabrizio | 2 E. La Marra | 1 M. Lussiana | |
| 4 D. Giugliano | 1 V. Scatola | 1 M. Aitchison | |
| 4 B. Roberts | | 1 M. Pirro | |