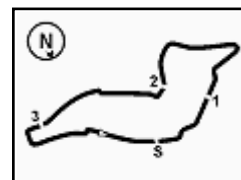


Enzo e Dino Ferrari 4.936 m

Italian Round, 29-30 April 1 May 2016

Superstock 1000 - Free Practices Combined Results

No.	Rider	Nat	Team	Bike	FP 1	FP 2	FP 3	Time	Gap	Laps
1	35 R. DE ROSA	ITA	Althea BMW Racing Team	BMW S 1000 RR	1'52.801	1'49.388		1'49.388		29
2	12 M. RINALDI	ITA	Aruba.it Racing - Junior Team	Ducati Panigale R	1'53.110	1'49.871		1'49.871	0.483	25
3	2 R. TAMBURINI	ITA	Nuova M2 Racing	Aprilia RSV4 RF	1'54.358	1'50.151		1'50.151	0.763	18
4	36 L. MERCADO	ARG	Aruba.it Racing - Junior Team	Ducati Panigale R	1'55.258	1'50.338		1'50.338	0.950	22
5	74 K. CALIA	ITA	Nuova M2 Racing	Aprilia RSV4 RF	1'53.622	1'50.731		1'50.731	1.343	28
6	5 M. FACCANI	ITA	Triple-M Racing	Ducati Panigale R	1'52.019	1'50.886		1'50.886	1.498	22
7	123 L. SALVADORI	ITA	GP Project	Aprilia RSV4 RF	1'52.705	1'51.454		1'51.454	2.066	22
8	87 L. MARCONI	ITA	Team Trasimeno	Yamaha YZF R1	1'54.307	1'51.602		1'51.602	2.214	22
9	11 J. GUARNONI	FRA	Pedercini Racing Kawasaki	Kawasaki ZX-10R	1'53.543	1'51.796		1'51.796	2.408	27
10	70 L. VITALI	ITA	Team 2R Racing	BMW S 1000 RR	1'53.708	1'51.865		1'51.865	2.477	24
11	121 A. ANDREOZZI	ITA	Team Pedercini	Kawasaki ZX-10R	1'56.204	1'52.116		1'52.116	2.728	25
12	59 A. MANTOVANI	ITA	Guandalini Racing Yamaha	Yamaha YZF R1	1'55.049	1'52.329		1'52.329	2.941	23
13	93 R. MERCANDELLI	ITA	Team Pedercini	Kawasaki ZX-10R	1'55.652	1'52.338		1'52.338	2.950	33
14	43 F. MASSEI	ITA	Team Trasimeno	Yamaha YZF R1	1'55.038	1'52.366		1'52.366	2.978	27
15	54 T. RAZGATLIOGLU	TUR	Kawasaki Puccetti Racing	Kawasaki ZX-10R	1'54.566	1'52.430		1'52.430	3.042	29
16	3 S. SUCHET	SUI	Berclaz Racing by MotoXracing	Yamaha YZF R1	1'56.539	1'52.465		1'52.465	3.077	27
17	96 L. ROSSI	FRA	PATA Yamaha Official Stock Team	Yamaha YZF R1	1'56.938	1'52.513		1'52.513	3.125	36
18	32 M. MOSER	GER	Triple-M Racing	Ducati Panigale R	1'54.950	1'52.558		1'52.558	3.170	28
19	58 E. PUSCEDDU	ITA	SK-Racing Team by Barni	Ducati Panigale R	1'55.307	1'52.569		1'52.569	3.181	27
20	41 F. D'ANNUNZIO	ITA	FDA Racing Team	BMW S 1000 RR	1'56.786	1'52.766		1'52.766	3.378	29
21	16 G. BLACK	GBR	MTM / HS Kawasaki	Kawasaki ZX-10R	1'56.557	1'52.793		1'52.793	3.405	32
22	91 L. OPPEDISANO	ITA	Saviofficina Racingteam	Kawasaki ZX-10R	1'57.191	1'52.892		1'52.892	3.504	30
23	99 F. CAVALLI	ITA	PUNTO MOTO Corse by Clasitaly	Kawasaki ZX-10R	1'58.744	1'53.185		1'53.185	3.797	23
24	31 M. FERRARI	ITA	DMR Racing Team	BMW S 1000 RR	1'56.135	1'53.186		1'53.186	3.798	29
25	23 C. PONSSON	FRA	Pedercini Racing Kawasaki	Kawasaki ZX-10R	1'55.758	1'53.211		1'53.211	3.823	32
26	19 J. PUFFE	GER	Agro On-Benjan-Kawasaki	Kawasaki ZX-10R	1'58.115	1'53.697		1'53.697	4.309	34
27	77 W. TESSELS	NED	MTM / HS Kawasaki	Kawasaki ZX-10R	1'55.771	1'53.704		1'53.704	4.316	30
28	47 R. HARTOG	NED	Team Hartog - Jenik - Against Cancer	Kawasaki ZX-10R	1'58.736	1'53.832		1'53.832	4.444	32
29	69 D. MCFADDEN	RSA	Agro On-Benjan-Kawasaki	Kawasaki ZX-10R	1'56.744	1'53.841		1'53.841	4.453	30
30	44 A. TUCCI	ITA	Berclaz Racing by MotoXracing	Yamaha YZF R1		1'53.865		1'53.865	4.477	17
31	6 A. SIMONESCHI	ITA	BWG Racing	Kawasaki ZX-10R	1'58.302	1'54.445		1'54.445	5.057	32
32	13 F. SANCHIONI	ITA	PUNTO MOTO Corse by Clasitaly	Kawasaki ZX-10R	1'58.630	1'54.555		1'54.555	5.167	31
33	9 T. FINSTERBUSCH	GER	BCC-Racing Team	Kawasaki ZX-10R	1'58.283	1'54.977		1'54.977	5.589	27
34	51 E. VIONNET	SUI	Motos Vionnet	BMW S 1000 RR	1'59.440	1'55.328		1'55.328	5.940	27
35	52 G. DUWELZ	BEL	D.K. Racing	BMW S 1000 RR	2'05.749	1'55.627		1'55.627	6.239	15
36	92 B. LEU	SUI	Leu Racing Team	Yamaha YZF R1	1'58.108	1'57.104		1'57.104	7.716	28
37	26 M. SBAIZ	ITA	Berclaz Racing by MotoXracing	Yamaha YZF R1	2'05.735	1'57.699		1'57.699	8.311	32
38	78 K. PISAREV	UKR	DRT Racing Team	Yamaha YZF R1	2'05.421	1'57.837		1'57.837	8.449	34
39	34 T. TOFFEL	SUI	Motos Vionnet	BMW S 1000 RR	2'04.358	2'01.264		2'01.264	11.876	32



Italian Round, 29-30 April 1 May 2016

Superstock 1000 - Results Free Practice 2nd Session

No.	Rider	Nat	Team	Bike	Time	Gap	Rel.	Laps	Speed	
									Avg	Max
1	35 R. DE ROSA	ITA	Althea BMW Racing Team	BMW S 1000 RR	1'49.388			14	162,446	283,7
2	12 M. RINALDI	ITA	Aruba.it Racing - Junior Team	Ducati Panigale R	1'49.871	0.483	0.483	10	161,731	280,8
3	2 R. TAMBURINI	ITA	Nuova M2 Racing	Aprilia RSV4 RF	1'50.151	0.763	0.280	11	161,320	277,9
4	36 L. MERCADO	ARG	Aruba.it Racing - Junior Team	Ducati Panigale R	1'50.338	0.950	0.187	11	161,047	280,8
5	74 K. CALIA	ITA	Nuova M2 Racing	Aprilia RSV4 RF	1'50.731	1.343	0.393	14	160,475	282,3
6	5 M. FACCANI	ITA	Triple-M Racing	Ducati Panigale R	1'50.886	1.498	0.155	11	160,251	275,1
7	123 L. SALVADORI	ITA	GP Project	Aprilia RSV4 RF	1'51.454	2.066	0.568	12	159,434	270,9
8	87 L. MARCONI	ITA	Team Trasimeno	Yamaha YZF R1	1'51.602	2.214	0.148	12	159,223	275,1
9	11 J. GUARNONI	FRA	Pedercini Racing Kawasaki	Kawasaki ZX-10R	1'51.796	2.408	0.194	15	158,947	275,1
10	70 L. VITALI	ITA	Team 2R Racing	BMW S 1000 RR	1'51.865	2.477	0.069	14	158,849	273,7
11	121 A. ANDREOZZI	ITA	Team Pedercini	Kawasaki ZX-10R	1'52.116	2.728	0.251	13	158,493	270,3
12	59 A. MANTOVANI	ITA	Guandalini Racing Yamaha	Yamaha YZF R1	1'52.329	2.941	0.213	13	158,192	274,4
13	93 R. MERCANDELLI	ITA	Team Pedercini	Kawasaki ZX-10R	1'52.338	2.950	0.009	16	158,180	272,3
14	43 F. MASSEI	ITA	Team Trasimeno	Yamaha YZF R1	1'52.366	2.978	0.028	15	158,140	269,6
15	54 T. RAZGATLIOGLU	TUR	Kawasaki Puccetti Racing	Kawasaki ZX-10R	1'52.430	3.042	0.064	13	158,050	277,2
16	3 S. SUCHET	SUI	Berclaz Racing by MotoXracing	Yamaha YZF R1	1'52.465	3.077	0.035	15	158,001	275,1
17	96 L. ROSSI	FRA	PATA Yamaha Official Stock Team	Yamaha YZF R1	1'52.513	3.125	0.048	17	157,934	277,2
18	32 M. MOSER	GER	Triple-M Racing	Ducati Panigale R	1'52.558	3.170	0.045	17	157,871	266,3
19	58 E. PUSCEDDU	ITA	SK-Racing Team by Barni	Ducati Panigale R	1'52.569	3.181	0.011	12	157,855	276,5
20	41 F. D'ANNUNZIO	ITA	FDA Racing Team	BMW S 1000 RR	1'52.766	3.378	0.197	14	157,579	270,3
21	16 G. BLACK	GBR	MTM / HS Kawasaki	Kawasaki ZX-10R	1'52.793	3.405	0.027	16	157,542	270,9
22	91 L. OPPEDISANO	ITA	Savi officina Racingteam	Kawasaki ZX-10R	1'52.892	3.504	0.099	13	157,404	273,7
23	99 F. CAVALLI	ITA	PUNTO MOTO Corse by Clasitaly	Kawasaki ZX-10R	1'53.185	3.797	0.293	15	156,996	273,7
24	31 M. FERRARI	ITA	DMR Racing Team	BMW S 1000 RR	1'53.186	3.798	0.001	17	156,995	275,1
25	23 C. PONSSON	FRA	Pedercini Racing Kawasaki	Kawasaki ZX-10R	1'53.211	3.823	0.025	17	156,960	277,2
26	19 J. PUFFE	GER	Agro On-Benjan-Kawasaki	Kawasaki ZX-10R	1'53.697	4.309	0.486	16	156,289	272,3
27	77 W. TESSELS	NED	MTM / HS Kawasaki	Kawasaki ZX-10R	1'53.704	4.316	0.007	16	156,279	270,3
28	47 R. HARTOG	NED	Team Hartog - Jenik - Against Cance	Kawasaki ZX-10R	1'53.832	4.444	0.128	15	156,104	270,9
29	69 D. MCFADDEN	RSA	Agro On-Benjan-Kawasaki	Kawasaki ZX-10R	1'53.841	4.453	0.009	16	156,091	268,9
30	44 A. TUCCI	ITA	Berclaz Racing by MotoXracing	Yamaha YZF R1	1'53.865	4.477	0.024	17	156,058	269,6
31	6 A. SIMONESCHI	ITA	BWG Racing	Kawasaki ZX-10R	1'54.445	5.057	0.580	16	155,268	261,1
32	13 F. SANCHIONI	ITA	PUNTO MOTO Corse by Clasitaly	Kawasaki ZX-10R	1'54.555	5.167	0.110	16	155,119	271,6
33	9 T. FINSTERBUSCH	GER	BCC-Racing Team	Kawasaki ZX-10R	1'54.977	5.589	0.422	16	154,549	271,6
34	51 E. VIONNET	SUI	Motos Vionnet	BMW S 1000 RR	1'55.328	5.940	0.351	16	154,079	277,2
35	52 G. DUWELZ	BEL	D.K. Racing	BMW S 1000 RR	1'55.627	6.239	0.299	6	153,680	267,6
36	92 B. LEU	SUI	Leu Racing Team	Yamaha YZF R1	1'57.104	7.716	1.477	12	151,742	256,2
37	26 M. SBAIZ	ITA	Berclaz Racing by MotoXracing	Yamaha YZF R1	1'57.699	8.311	0.595	17	150,975	266,9
38	78 K. PISAREV	UKR	DRT Racing Team	Yamaha YZF R1	1'57.837	8.449	0.138	16	150,798	264,3
39	34 T. TOFFEL	SUI	Motos Vionnet	BMW S 1000 RR	2'01.264	11.876	3.427	16	146,536	244,0

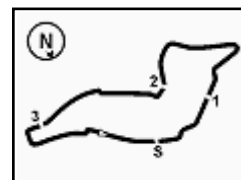
Qualifying Lap Time (107% of 1'49.388): 1'57.046

AIR	Humidity:	51%	Temp:	19°C
TRACK	Condition:	Dry	Temp:	28°C

Lap Record:	2015 R.Tamburini	1'49.868	161,740	Km/h
Best Lap:	2015 O.Jezek	1'49.071	162,920	Km/h

Start 16:00
End 16:47

The results are provisional until the end of the time limit for protests and appeals and the completion of the technical checks.



Italian Round, 29-30 April 1 May 2016 Superstock 1000 - Results Free Practice 2nd Session

Session Highlights

16.00.03		Start
16.02.30	Cavalli	Time Deleted - Cut Chicane
16.04.45	McFadden	On the Gravel - Re-Joined - Turn 6
16.05.27	Duwelz	Time Deleted - Cut Chicane
16.06.19	Sbaiz	Time Deleted - Cut Chicane
16.06.25	Cavalli	Time Deleted - Cut Chicane
16.07.47	Cavalli	Time Deleted - Cut Chicane
16.08.31	McFadden	On the Gravel - Re-Joined - Turn 2
16.10.53	Faccani	Time Deleted - Cut Chicane
16.17.16	Vionnet	Time Deleted - Cut Chicane
16.19.48	Duwelz	Time Deleted - Cut Chicane
16.21.22	Rinaldi	On the Gravel - Re-Joined - Turn 18
16.22.34	Mercandelli	Time Deleted - Cut Chicane
16.24.46	Sanchioni	Time Deleted (1'57.176) - Cut Chicane
16.25.27	Andreozzi	Time Deleted - Cut Chicane
16.33.17	Leu	Time Deleted - Cut Chicane
16.33.42	McFadden	Time Deleted - Cut Chicane
16.35.15	Marconi	Crashed - Medical Center - Turn 15
16.37.20	Tucci	Time Deleted - Cut Chicane
16.38.19	Marconi	Re-joined
16.41.22	D'Annunzio	Time Deleted - Cut Chicane
16.41.38	Black	Time Deleted - Cut Chicane
16.42.04	Mercado	Crashed - Turn 2
16.42.05	D'Annunzio	Crashed - Turn 2
16.42.14	Sanchioni	Time Deleted - Cut Chicane
16.42.18	Mercandelli	Crashed - Turn 22
16.42.20	Pisarev	Time Deleted - Cut Chicane
16.43.11	Mercandelli	Time Deleted - Cut Chicane
16.44.04		RED FLAG
16.44.15	Sanchioni	Time Deleted - Cut Chicane
16.44.17		RED FLAG - SESSION ENDED
16.46.54	D'Annunzio	Medical Center
16.47.39		End Of Session

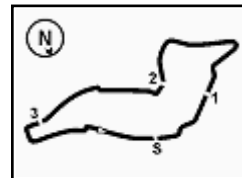
Fastest Laps Sequence

No.	Rider	Nat	Team	Bike	Local Time	Time	Gap	Avg
5	M. FACCANI	ITA	Triple-M Racing	Ducati Panigale R	16:02'00.766	1'58.948		149,390
91	L. OPPERDISANO	ITA	Saviofficina Racingteam	Kawasaki ZX-10R	16:02'11.546	1'58.676	-0.272	149,732
32	M. MOSER	GER	Triple-M Racing	Ducati Panigale R	16:03'20.582	1'56.786	-1.890	152,155
59	A. MANTOVANI	ITA	Guandalini Racing Yamaha	Yamaha YZF R1	16:03'31.265	1'55.762	-1.024	153,501
5	M. FACCANI	ITA	Triple-M Racing	Ducati Panigale R	16:03'53.603	1'52.837	-2.925	157,480
2	R. TAMBURINI	ITA	Nuova M2 Racing	Aprilia RSV4 RF	16:06'43.457	1'52.687	-0.150	157,690
36	L. MERCADO	ARG	Aruba.it Racing - Junior Team	Ducati Panigale R	16:07'31.490	1'52.312	-0.375	158,216
5	M. FACCANI	ITA	Triple-M Racing	Ducati Panigale R	16:07'46.063	1'51.839	-0.473	158,886
2	R. TAMBURINI	ITA	Nuova M2 Racing	Aprilia RSV4 RF	16:08'35.239	1'51.782	-0.057	158,967
5	M. FACCANI	ITA	Triple-M Racing	Ducati Panigale R	16:09'36.949	1'50.886	-0.896	160,251
12	M. RINALDI	ITA	Aruba.it Racing - Junior Team	Ducati Panigale R	16:19'39.406	1'50.330	-0.556	161,059
2	R. TAMBURINI	ITA	Nuova M2 Racing	Aprilia RSV4 RF	16:25'40.264	1'50.151	-0.179	161,320
35	R. DE ROSA	ITA	Althea BMW Racing Team	BMW S 1000 RR	16:29'04.957	1'49.388	-0.763	162,446

Start
29/04/2016 16:00

End
16:47

The results are provisional until the end of the time limit for protests and appeals and the completion of the technical checks.



Enzo e Dino Ferrari 4.936 m

Italian Round, 29-30 April 1 May 2016

Superstock 1000 - Ideal Times Free Practice 2nd Session

1 / 2

No. Rider	Nat	Bike	Seg. 1 Diff. 1	Seg. 2 Diff. 2	Seg. 3 Diff. 3	Seg. 4 Diff. 4	Seg. 5 Diff. 5	Ideal Time Best Lap	Pos.	Diff.
1 35 R. DE ROSA	ITA	BMW S 1000 RR	7.214	15.892	34.198 0.266	28.966	22.852	1'49.122 1'49.388	1	0.266
2 12 M. RINALDI	ITA	Ducati Panigale R	7.255	15.920 0.034	34.102	29.318 0.194	22.975 0.073	1'49.570 1'49.871	2	0.301
3 2 R. TAMBURINI	ITA	Aprilia RSV4 RF	7.275 0.062	16.045 0.024	34.473	29.236	22.982 0.054	1'50.011 1'50.151	3	0.140
4 36 L. MERCADO	ARG	Ducati Panigale R	7.319 0.025	15.952	34.492	29.679	22.871	1'50.313 1'50.338	4	0.025
5 74 K. CALIA	ITA	Aprilia RSV4 RF	7.277 0.056	15.981 0.038	34.584	29.599	23.036 0.160	1'50.477 1'50.731	5	0.254
6 5 M. FACCANI	ITA	Ducati Panigale R	7.469 0.051	16.012	34.659	29.506	23.187 0.002	1'50.833 1'50.886	6	0.053
7 87 L. MARCONI	ITA	Yamaha YZF R1	7.306 0.131	16.082 0.153	34.664 0.028	29.768 0.210	23.260	1'51.080 1'51.602	8	0.522
8 123 L. SALVADORI	ITA	Aprilia RSV4 RF	7.529 0.086	16.129 0.004	34.791	29.741	23.174	1'51.364 1'51.454	7	0.090
9 70 L. VITALI	ITA	BMW S 1000 RR	7.460 0.143	16.287 0.052	34.861 0.005	29.641	23.231 0.185	1'51.480 1'51.865	10	0.385
10 11 J. GUARNONI	FRA	Kawasaki ZX-10R	7.436 0.085	16.221 0.074	34.885	29.809	23.286	1'51.637 1'51.796	9	0.159
11 43 F. MASSEI	ITA	Yamaha YZF R1	7.494 0.052	16.269 0.021	34.703	30.131 0.083	23.324 0.289	1'51.921 1'52.366	14	0.445
12 121 A. ANDREOZZI	ITA	Kawasaki ZX-10R	7.512 0.148	16.406 0.040	35.015	29.608	23.387	1'51.928 1'52.116	11	0.188
13 59 A. MANTOVANI	ITA	Yamaha YZF R1	7.527 0.045	16.244	34.839 0.316	29.920	23.438	1'51.968 1'52.329	12	0.361
14 54 T. RAZGATLIOGLU	TUR	Kawasaki ZX-10R	7.531 0.020	16.122	35.044	30.097 0.168	23.303 0.145	1'52.097 1'52.430	15	0.333
15 3 S. SUCHET	SUI	Yamaha YZF R1	7.352	16.449	35.113	29.784 0.261	23.432 0.074	1'52.130 1'52.465	16	0.335
16 41 F. D'ANNUNZIO	ITA	BMW S 1000 RR	7.439 0.107	16.388 0.106	35.079 0.358	29.963 0.060	23.266	1'52.135 1'52.766	20	0.631
17 32 M. MOSER	GER	Ducati Panigale R	7.525	16.247 0.130	34.768	30.261 0.093	23.447 0.087	1'52.248 1'52.558	18	0.310
18 58 E. PUSCEDDU	ITA	Ducati Panigale R	7.364 0.073	16.218 0.071	34.985	30.308 0.094	23.399 0.057	1'52.274 1'52.569	19	0.295
19 93 R. MERCANDELLI	ITA	Kawasaki ZX-10R	7.562 0.010	16.219 0.050	34.954	30.116 0.002	23.425	1'52.276 1'52.338	13	0.062
20 96 L. ROSSI	FRA	Yamaha YZF R1	7.384	16.278	35.155	30.092	23.604	1'52.513 1'52.513	17	0.000
21 91 L. OPPEDISANO	ITA	Kawasaki ZX-10R	7.515 0.069	16.438 0.055	35.146 0.133	29.876	23.660	1'52.635 1'52.892	22	0.257
22 16 G. BLACK	GBR	Kawasaki ZX-10R	7.496	16.564	35.144	29.934	23.592 0.063	1'52.730 1'52.793	21	0.063
23 23 C. PONSSON	FRA	Kawasaki ZX-10R	7.430 0.083	16.326 0.020	35.147 0.079	30.347 0.143	23.636	1'52.886 1'53.211	25	0.325
24 31 M. FERRARI	ITA	BMW S 1000 RR	7.500 0.088	16.473	35.386 0.211	29.945	23.583	1'52.887 1'53.186	24	0.299
25 99 F. CAVALLI	ITA	Kawasaki ZX-10R	7.483 0.026	16.370 0.059	35.315	30.175 0.107	23.650	1'52.993 1'53.185	23	0.192
26 19 J. PUFFE	GER	Kawasaki ZX-10R	7.500	16.517 0.072	35.292 0.516	29.995	23.805	1'53.109 1'53.697	26	0.588
27 77 W. TESSELS	NED	Kawasaki ZX-10R	7.586 0.005	16.469	35.209	30.445 0.068	23.682 0.240	1'53.391 1'53.704	27	0.313
28 69 D. MCFADDEN	RSA	Kawasaki ZX-10R	7.562 0.055	16.484	35.273 0.135	30.308 0.072	23.879 0.073	1'53.506 1'53.841	29	0.335
29 47 R. HARTOG	NED	Kawasaki ZX-10R	7.553 0.030	16.530 0.136	35.651	30.156	23.694 0.082	1'53.584 1'53.832	28	0.248
30 44 A. TUCCI	ITA	Yamaha YZF R1	7.374 0.032	16.637 0.023	35.570 0.141	30.373 0.065	23.650	1'53.604 1'53.865	30	0.261
31 13 F. SANCHIONI	ITA	Kawasaki ZX-10R	7.603 0.290	16.502 0.075	35.683	30.304 0.223	23.875	1'53.967 1'54.555	32	0.588
32 6 A. SIMONESCHI	ITA	Kawasaki ZX-10R	7.633 0.081	16.737	35.642	30.630	23.722	1'54.364 1'54.445	31	0.081
33 51 E. VIONNET	SUI	BMW S 1000 RR	7.467	16.680	35.748 0.540	30.710	24.183	1'54.788 1'55.328	34	0.540

29/04/2016

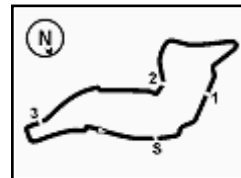
FICR PERUGIA TIMING



Official Tyre Supplier



Official Timekeeper



Enzo e Dino Ferrari 4.936 m

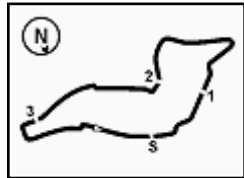
2 / 2

Italian Round, 29-30 April 1 May 2016

Superstock 1000 - Ideal Times Free Practice 2nd Session

No.	Rider	Nat	Bike	Seg. 1	Seg. 2	Seg. 3	Seg. 4	Seg. 5	Ideal Time			
				Diff. 1	Diff. 2	Diff. 3	Diff. 4	Diff. 5	Best Lap	Pos.	Diff.	
34	9 T. FINSTERBUSCH	GER	Kawasaki ZX-10R	7.527	16.637 0.129	35.950	30.589	24.145	1'54.848	1'54.977	33	0.129
35	52 G. DUWELZ	BEL	BMW S 1000 RR	7.559	16.631	36.032	31.041	23.924 0.440	1'55.187	1'55.627	35	0.440
36	92 B. LEU	SUI	Yamaha YZF R1	7.619 0.247	17.232	36.541	30.902 0.326	24.237	1'56.531	1'57.104	36	0.573
37	26 M. SBAIZ	ITA	Yamaha YZF R1	7.627 0.053	17.010	36.895	31.565	24.307 0.242	1'57.404	1'57.699	37	0.295
38	78 K. PISAREV	UKR	Yamaha YZF R1	7.645 0.050	17.040	37.186 0.084	31.272	24.386 0.174	1'57.529	1'57.837	38	0.308
39	34 T. TOFFEL	SUI	BMW S 1000 RR	7.812 0.157	17.859	37.342 0.156	31.396 1.131	24.858 0.553	1'59.267	2'01.264	39	1.997
Overall Ideal Time				7.214	15.892	34.102	28.966	22.852	1'49.026			




Italian Round, 29-30 April 1 May 2016
Superstock 1000 - Chronological Analysis Free Practice 2nd Session

Enzo e Dino Ferrari 4.936 m

3 / 5

20° 41 F. D'ANNUNZIO (1'52.766)							
Lap	Seg. 1	Seg. 2	Seg. 3	Seg. 4	Seg. 5	Lap Time	Local Time
1	6.790	19.131	37.073	31.930	25.129	2'00.053 P	16:02'14.115
2	7.555	17.513	35.989	32.142	24.366	1'57.565	16:04'11.733
3	7.541	16.697	36.280	31.458	24.065	1'56.041	16:06'07.774
4	7.573	16.763	35.609	30.582	23.980	1'54.507	16:08'02.281
5	7.497	17.948	37.927	31.759	7'58.972	9'34.103 P	16:17'36.384
6	6.683	18.424	37.543	30.519	23.701	1'56.870 P	16:19'33.254
7	7.536	16.564	35.114	29.963	24.001	1'53.178	16:21'26.432
8	7.569	17.615	37.557	31.684	1'47.265	3'21.690 P	16:24'48.122
9	8.390	20.897	42.241	31.863	23.510	2'06.901 P	16:26'55.023
10	7.552	16.687	35.284	30.112	23.387	1'53.022	16:28'48.045
11	7.439	16.388	35.079	30.175	23.742	1'52.823	16:30'40.868
12	7.546	16.494	35.437	30.023	23.266	1'52.766	16:32'33.634
13	7.476	18.093	38.121	34.441	5'12.912	6'51.043 P	16:39'24.677
14	7.018	19.034	36.247	30.889	25.012	1'58.200 C	16:41'22.877

21° 16 G. BLACK (1'52.793)							
Lap	Seg. 1	Seg. 2	Seg. 3	Seg. 4	Seg. 5	Lap Time	Local Time
1	6.353	20.103	39.732	32.682	24.874	2'03.744 P	16:00'22.309
2	7.628	16.946	36.668	31.149	24.511	1'56.902	16:02'26.053
3	7.587	16.995	36.431	31.061	25.402	1'57.476	16:04'08.743
4	7.850	16.896	36.306	30.883	24.533	1'56.468	16:06'02.431
5	7.609	16.916	36.051	30.511	24.326	1'55.413	16:08'16.899
6	7.619	17.795	37.280	31.751	6'31.770	8'06.215 P	16:10'12.312
7	13.085	23.212	42.337	59.498	25.516	2'43.648 P	16:18'18.527
8	7.573	17.119	35.405	30.136	23.592	1'53.825	16:21'02.175
9	7.496	16.564	35.144	29.934	23.655	1'52.793	16:22'56.000
10	7.540	16.871	39.139	32.693	5'32.623	7'08.866 P	16:24'48.793
11	8.657	18.495	36.940	32.675	24.074	2'00.841 P	16:31'57.659
12	7.530	16.789	35.746	30.827	23.937	1'54.829	16:33'58.500
13	7.524	16.740	35.556	30.546	24.103	1'54.469	16:35'35.329
14	7.655	16.745	35.796	30.560	25.397	1'56.153	16:37'47.798
15	7.506	16.659	35.585	30.155	24.679	1'54.584 C	16:39'43.951
16	11.803	18.587	36.886	38.434	28.491	2'14.201	16:41'38.535

22° 91 L. OPPEDISANO (1'52.892)							
Lap	Seg. 1	Seg. 2	Seg. 3	Seg. 4	Seg. 5	Lap Time	Local Time
1	5.959	19.327	37.861	31.155	24.374	1'58.676 P	16:00'12.870
2	7.789	17.358	36.683	30.933	24.434	1'57.197	16:02'11.546
3	7.609	17.019	36.065	30.888	24.327	1'55.908	16:04'08.743
4	7.515	16.798	36.397	30.395	24.193	1'55.298	16:06'04.651
5	7.660	16.925	40.073	33.172	9'25.718	11'03.548 P	16:07'59.949
6	9.288	20.860	38.501	32.071	24.051	2'04.771 P	16:19'03.497
7	7.684	16.577	35.214	30.242	23.720	1'53.437	16:21'08.268
8	7.677	16.500	35.417	30.380	23.735	1'53.709	16:23'01.705
9	7.640	20.508	42.026	31.509	23.668	2'05.351	16:24'55.414
10	7.572	16.604	38.099	32.838	3'50.363	5'25.476 P	16:27'00.765
11	6.997	20.373	35.877	35.106	23.675	2'02.028 P	16:32'26.241
12	7.584	16.493	35.279	29.876	23.660	1'52.892	16:34'28.289
13	7.613	16.438	35.146	30.282	23.770	1'53.249	16:36'21.161

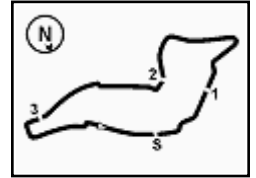
23° 99 F. CAVALLI (1'53.185)							
Lap	Seg. 1	Seg. 2	Seg. 3	Seg. 4	Seg. 5	Lap Time	Local Time
1	7.809	18.969	37.701	31.823	22.737	1'59.039 C	16:00'30.566
2	10.305	17.205	36.496	31.346	25.200	2'00.552	16:02'29.605
3	7.555	17.300	36.689	30.723	22.765	1'55.032 C	16:04'30.157
4	11.386	16.990	36.012	31.844	22.823	1'59.055 C	16:06'25.189
5	8.857	17.185	36.255	30.867	12'06.144	13'39.308 P	16:08'24.244
6	7.665	18.038	37.002	42.207	24.322	2'09.234 P	16:22'03.552
7	7.643	16.661	35.622	30.446	23.952	1'54.324	16:24'12.786
8	7.630	16.519	35.734	30.249	23.886	1'54.018	16:26'07.110
9	7.577	16.499	35.738	30.175	23.847	1'53.836	16:28'01.128
10	7.610	16.370	35.461	30.328	24.048	1'53.817	16:29'54.964
11	7.697	16.615	35.533	30.481	24.034	1'54.360	16:31'48.781
12	7.642	17.805	42.034	33.960	29.091	2'10.532	16:33'43.141
13	7.483	16.671	38.782	33.656	24.058	2'00.650	16:35'53.673
14	7.675	16.377	41.738	40.416	24.225	2'10.431	16:37'54.323
15	7.509	16.429	35.315	30.282	23.650	1'53.185	16:40'04.754

24° 31 M. FERRARI (1'53.186)							
Lap	Seg. 1	Seg. 2	Seg. 3	Seg. 4	Seg. 5	Lap Time	Local Time
1	8.298	20.897	39.572	33.059	24.642	2'06.468 P	16:00'39.843
2	7.646	16.772	36.150	30.408	23.994	1'54.970	16:02'46.311
3	7.519	16.799	36.436	30.485	24.132	1'55.371	16:04'41.281
4	7.571	16.732	35.977	30.644	24.372	1'55.296	16:06'36.652

5	7.548	16.962	35.853	30.579	23.971	1'54.913	16:08'02.584
6	7.534	16.931	36.065	30.719	6'38.001	8'09.250 P	16:10'26.861
7	7.448	18.442	37.963	31.335	24.519	1'59.707 P	16:18'36.111
8	7.620	17.006	36.194	30.415	24.059	1'55.294	16:20'35.818
9	7.644	16.792	36.026	30.387	24.080	1'54.929	16:22'31.112
10	7.617	16.769	36.139	30.459	24.042	1'55.026	16:24'26.041
11	7.622	16.707	36.214	30.511	24.113	1'55.167	16:26'21.067
12	7.643	16.878	38.985	33.212	3'59.151	5'35.869 P	16:28'16.234
13	7.388	19.439	38.836	33.042	23.985	2'02.690 P	16:28'46.793
14	7.648	16.596	35.537	30.364	23.784	1'53.929	16:30'54.103
15	7.500	16.788	35.605	30.112	24.302	1'54.307	16:32'48.722
16	7.588	16.473	35.597	29.945	23.583	1'53.186	16:39'43.029
17	7.509	16.585	35.386	29.958	23.843	1'53.281	16:41'36.215

25° 23 C. PONSSON (1'53.211)							
Lap	Seg. 1	Seg. 2	Seg. 3	Seg. 4	Seg. 5	Lap Time	Local Time
1	6.717	19.308	37.369	31.875	24.654	1'59.923 P	16:00'02.661
2	7.548	16.973	36.401	31.527	24.285	1'56.734	16:02'02.584
3	7.535	16.869	36.350	31.199	24.529	1'56.482	16:03'59.818
4	7.430	16.800	36.130	30.960	24.391	1'55.711	16:05'55.800
5	7.587	16.793	36.120	31.047	24.267	1'55.814	16:07'51.511
6	7.587	17.051	36.313	31.048	7'40.156	9'12.155 P	16:09'47.325
7	7.506	24.015	48.376	35.406	25.519	2'22.822 P	16:11'59.480
8	7.643	16.818	35.801	30.691	23.940	1'54.893	16:13'23.107
9	7.544	16.511	35.154	30.406	23.858	1'53.473	16:14'17.195
10	7.599	16.585	35.221	30.407	23.847	1'53.659	16:15'10.668
11	7.534	16.623	35.448	30.347	23.713	1'53.665	16:16'27.942
12	7.551	16.554	35.440	30.542	23.724	1'53.811	16:17'54.327
13	7.536	16.557	35.183	30.982	24.003	1'54.261	16:18'59.480
14	7.513	16.346	35.226	30.490	23.636	1'53.211	16:20'12.804
15	7.470	16.326	35.147	30.415	23.875	1'53.233	16:21'18.063
16	8.321	21.899	40.486	35.311	3'18.657	5'04.674 P	16:22'43.215
17	7.563	20.649	39.657	38.146	28.746	2'14.761 P	16:23'39.275

26° 19 J. PUFFE (1'53.697)							
Lap	Seg. 1	Seg. 2	Seg. 3	Seg. 4	Seg. 5	Lap Time	Local Time
1	6.613	18.909	38.134	32.258	25.762	2'01.676 P	16:00'26.535
2	7.575	17.428	36.983	31.296	24.698	1'57.980	16:02'28.211
3	7.604	17.351	36.915	30.859	24.469	1'57.198	16:04'26.191
4	7.505	17.666	36.528	30.725	24.819	1'57.243	16:06'23.389
5	7.630	17.050	36.586	30.834	24.734	1'56.834	16:08'20.632
6	7.577	17.218	36.393	34.699	25.112	2'00.999	16:10'17.466
7	7.763	17.276	36.692	30.871	8'12.438	9'45.040 P	16:12'18.465
8	6.777	18.501	41.146	36.464	25		



Enzo e Dino Ferrari 4.936 m

Italian Round, 29-30 April 1 May 2016

Superstock 1000 - Chronological Analysis Free Practice 2nd Session

	7	8	9	10	11	12	13	14	15
	6.609	17.794	36.996	30.770	24.432	1'56.601 P	194.4	16:27'25.480	
	7.618	17.225	36.611	30.840	24.403	1'56.697	267.6	16:29'22.177	
	7.604	16.799	35.891	30.539	23.900	1'54.733	268.9	16:31'16.910	
	7.556	16.912	36.133	30.529	23.979	1'55.109	269.6	16:33'12.019	
	7.553	16.530	35.719	30.438	23.711	1'53.951	270.3	16:35'05.970	
	7.557	16.823	35.749	30.244	23.694	1'54.067	268.9	16:37'00.037	
	7.583	16.666	35.651	30.156	23.776	1'53.832	270.9	16:38'53.869	
	7.562	16.747	35.848	30.379	24.248	1'54.784	269.6	16:40'48.653	
	7.623	20.408	40.988	30.615	24.419	2'04.053	269.6	16:42'52.706	

29° 69 D. MCFADDEN (1'53.841)									
Lap	Seg. 1	Seg. 2	Seg. 3	Seg. 4	Seg. 5	Lap Time	km/h	Local Time	
1	11.179	23.009	38.611	31.256	24.669	2'08.724 P	110.0	16:01'29.771	
2	7.673	17.178	54.487	37.910	24.477	2'21.725	264.3	16:06'00.220	
3	7.637	17.117	36.189	30.792	24.523	1'56.258	268.9	16:07'56.478	
4	7.679	25.863	50.250	36.155	24.489	2'24.436	268.3	16:10'20.914	
5	7.634	16.899	36.047	30.733	24.624	1'55.937	266.9	16:12'16.851	
6	7.681	18.521	36.531	30.968	6'11.710	7'45.411 P	235.5	16:20'02.163	
7	9.972	25.161	41.776	32.804	24.188	2'13.900 P	125.4	16:22'16.262	
8	7.592	16.920	35.538	30.727	24.459	1'55.236	261.8	16:24'11.399	
9	7.587	16.805	35.505	30.682	24.042	1'54.621	268.3	16:26'06.020	
10	7.562	16.547	35.737	30.308	23.908	1'54.062	268.9	16:28'00.082	
11	7.617	16.484	35.408	30.380	23.952	1'53.841	268.9	16:29'53.923	
12	7.606	16.487	35.273	30.608	23.879	1'53.853	268.9	16:31'47.776	
13	7.568	16.575	35.419	30.253	25.812	1'55.627 C	266.3	16:33'43.403	
14	18.232	22.531	39.177	30.912	4'06.305	5'57.157 P	137.5	16:39'40.560	
15	12.323	21.457	36.592	31.611	24.141	2'06.124 P	82.0	16:41'46.684	
16	7.641	16.683	35.717	30.601	24.069	1'54.711	267.6	16:43'41.395	

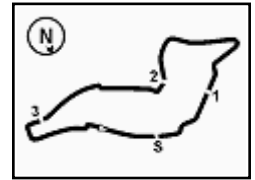
30° 44 A. TUCCI (1'53.865)									
Lap	Seg. 1	Seg. 2	Seg. 3	Seg. 4	Seg. 5	Lap Time	km/h	Local Time	
1	6.844	19.616	38.332	32.324	24.690	2'01.806 P	170.8	16:00'02.769	
2	7.748	17.472	37.378	33.970	24.496	2'01.064	245.1	16:04'05.639	
3	7.502	17.194	36.678	31.578	24.192	1'57.144	255.0	16:06'02.783	
4	7.445	17.049	36.141	31.224	24.150	1'56.009	261.8	16:07'58.792	
5	7.395	16.887	36.065	30.978	24.076	1'55.401	262.4	16:09'54.193	
6	7.501	16.856	36.050	30.979	23.877	1'55.263	261.1	16:11'49.456	
7	7.522	18.981	38.118	33.558	6'18.466	7'56.445 P	249.7	16:19'45.901	
8	6.829	19.481	40.310	31.871	24.302	2'02.793 P	191.7	16:21'48.694	
9	7.579	16.809	36.023	30.806	23.829	1'55.046	265.6	16:23'43.740	
10	7.406	16.660	35.711	30.438	23.650	1'53.865	266.9	16:25'37.605	
11	7.431	16.830	36.313	34.259	24.319	1'59.152	266.3	16:27'36.757	
12	7.453	16.719	35.601	30.398	23.815	1'53.986	258.6	16:29'30.743	
13	7.378	16.637	35.693	30.718	23.721	1'54.147	260.5	16:31'24.890	
14	7.374	16.745	35.570	30.586	23.941	1'54.216	261.8	16:33'19.106	
15	7.451	18.268	38.267	30.373	23.802	1'58.161	266.9	16:35'17.267	
16	7.404	16.685	41.270	34.305	23.544	2'03.208 C	269.6	16:37'20.475	
17	13.285	18.434	40.144	41.992	27.991	2'21.846	214.9	16:39'42.321	

31° 6 A. SIMONESCHI (1'54.445)									
Lap	Seg. 1	Seg. 2	Seg. 3	Seg. 4	Seg. 5	Lap Time	km/h	Local Time	
1	7.198	20.213	37.619	32.564	24.897	2'02.491 P	187.7	16:00'03.127	
2	7.732	17.415	36.845	32.087	24.568	1'58.647	242.9	16:04'04.265	
3	7.764	17.352	36.290	31.629	24.256	1'57.291	242.4	16:06'01.556	
4	7.694	17.293	36.360	31.266	24.375	1'56.988	248.5	16:07'58.544	
5	7.751	17.659	37.542	32.715	8'25.074	10'00.741 P	246.8	16:17'59.285	
6	12.010	20.121	36.982	32.476	24.264	2'05.853 P	80.3	16:20'05.138	
7	7.854	17.044	35.861	31.025	23.824	1'55.608	251.4	16:22'00.746	
8	7.714	16.737	35.642	30.630	23.722	1'54.445	261.1	16:23'55.191	
9	7.701	16.882	35.790	31.096	23.970	1'55.439	258.6	16:25'50.630	
10	7.813	17.022	37.092	32.040	4'27.153	6'01.120 P	255.0	16:31'51.750	
11	8.532	19.337	37.575	33.835	24.103	2'03.382 P	172.7	16:33'55.132	
12	7.675	17.302	36.113	30.910	24.009	1'56.009	250.3	16:35'51.141	
13	7.771	17.097	35.759	31.381	24.674	1'56.682	256.2	16:37'47.823	
14	7.961	17.151	36.191	31.027	24.479	1'56.809	241.9	16:39'44.632	
15	7.783	18.087	41.214	33.818	24.440	2'05.342	257.4	16:41'49.974	
16	7.633	17.367	36.501	31.282	24.565	1'57.348	261.1	16:43'47.322	

32° 13 F. SANCHIONI (1'54.555)									
Lap	Seg. 1	Seg. 2	Seg. 3	Seg. 4	Seg. 5	Lap Time	km/h	Local Time	
1	6.673	20.570	39.634	33.005	25.394	2'05.276 P	171.6	16:00'22.323	
2	7.701	17.068	37.409	31.332	24.558	1'58.068	265.0	16:04'25.667	
3	7.612	16.861	36.954	31.213	24.808	1'57.448	271.6	16:06'23.115	
4	7.603	18.085	37.133	35.433	9'36.669	11'14.923 P	270.3	16:17'38.038	
5	6.353	18.887	37.008	30.969	24.255	1'57.472 P	204.8	16:19'35.510	
6	7.676	16.852	35.967	30.442	24.203	1'55.140	269.6	16:21'30.650	
7	6.651	16.651	36.085	30.346	26.443	1'57.176 C	270.9	16:23'27.826	
8	11.763	19.813	36.049	33.248	24.524	2'05.397	221.1	16:25'33.223	
9	7.651	17.103	35.949	30.602	24.125	1'55.430	270.3	16:27'28.653	
10	7.769	20.658	38.766	30.304	23.936	2'01.433	267.6	16:29'30.086	

	11	12	13	14	15	16
	7.893	16.577	35.683	30.527	23.875	1'54.555
	7.714	16.941	36.192	30.522	23.964	1'55.333
	7.609	16.502	40.627	31.046	3'18.248	4'54.032 P
	9.218	19.813	38.983	32.975	25.120	2'06.109 P
	7.710	16.801	36.069	30.778	23.413	1'54.771 C
	11.255	18.897	35.909	30.718	23.516	2'00.295 C

33° 9 T. FINSTERBUSCH (1'54.977)									
Lap	Seg. 1	Seg. 2	Seg. 3	Seg. 4	Seg. 5	Lap Time	km/h	Local Time	
1	6.822	18.919	38.138	32.223	25.099	2'01.201 P	190.7	16:00'12.653	
2	7.596	18.308	36.637	31.894	24.811	1'59.246	271.6	16:04'13.100	
3	7.645	17.222	36.235	31.314	24.468	1'56.884	253.2	16:06'09.984	
4	7.695	17.019	36.672	32.027	24.856	1'58.269	264.3	16:08'08.253	
5	7.776	17.102	37.051	31.659	6'05.180	7'38.768 P	257.4	16:15'47.021	
6	7.024	20.778	38.232	32.152	24.493	2'02.679 P	154.9	16:17'49.700	
7	7.771	16.873	36.161	31.264	24.170	1'56.239	260.5	16:19'45.939	
8	7.649	18.121	37.936	32.814	24.635	2'01.155	265.6	16:21'47.094	
9	8.005	16.806	36.043	32.230	24.170	1'57.254	265.0	16:23'44.348	
10	7.527	16.766	35.950	30.589	24.145	1'54.977	262.4	16:25'39.325	
11	7.880	17.932	37.860	31.131	24.576	1'59.379	253.2	16:27'38.704	
12	7.806	16.714	36.103	30.652	24.266	1'55.541	263.0	16:29'34.245	
13	7.543	16.749	37.767	33.703	5'54.283	7'30.045 P	268.9	16:37'04.290	
14	7.111	18.608	37.790	31.582	24.631	1'59.722 P	172.4	16:39'04.012	
15	7.623	16.861	36.338	30.989	24.324	1'56.135	256.2	16:41'00.147	
16	7.609	16.836	36.104	31.152	24.422	1'			



Enzo e Dino Ferrari 4.936 m

Italian Round, 29-30 April 1 May 2016

Superstock 1000 - Chronological Analysis Free Practice 2nd Session

8	8.823	20.044	39.790	33.516	26.804	2'08.977 P	171.3	16:21'16.535
9	7.720	18.092	38.739	32.176	27.005	2'03.732	259.9	16:23'20.267
10	7.746	17.563	41.835	32.677	25.371	2'05.192	265.0	16:25'25.459
11	7.802	17.144	36.928	31.917	24.307	1'58.098	263.0	16:27'23.557
12	7.711	18.617	40.461	34.306	27.496	2'08.591	251.4	16:29'32.148
13	7.640	17.855	38.291	32.595	2'31.153	4'07.534 P	264.3	16:33'39.682
14	9.267	21.373	39.616	34.861	25.944	2'11.061 P	157.4	16:35'50.743
15	7.691	17.841	38.127	32.546	24.765	2'00.970	264.3	16:37'51.713
16	7.680	17.010	36.895	31.565	24.549	1'57.699	265.6	16:39'49.412
17	7.724	19.689	43.466	34.092	24.911	2'09.882	244.0	16:41'59.294

38° 78 K. PISAREV (1'57.837)

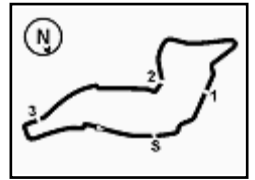
Lap	Seg. 1	Seg. 2	Seg. 3	Seg. 4	Seg. 5	Lap Time	km/h	Local Time
1	8.125	20.984	40.414	33.044	25.852	2'08.419 P	127.3	16:00'18.654
2	7.678	17.327	39.098	32.620	25.466	2'02.189	262.4	16:04'29.262
3	7.666	17.489	38.647	32.094	25.055	2'00.951	261.8	16:06'30.213
4	7.716	17.509	38.207	32.164	25.305	2'00.901	256.2	16:08'31.114
5	7.647	17.705	38.164	32.536	25.159	2'01.211	259.9	16:10'32.325
6	7.769	17.610	38.655	32.095	6'21.820	7'57.949 P	244.0	16:18'30.274
7	8.333	20.755	38.552	32.282	25.076	2'04.998 P	170.0	16:20'35.272
8	7.820	17.269	37.587	31.406	24.687	1'58.769	259.3	16:22'34.041
9	7.668	17.487	37.820	31.738	24.386	1'59.099	261.1	16:24'33.140
10	7.695	17.040	37.270	31.272	24.560	1'57.837	262.4	16:26'30.977
11	7.645	17.131	37.396	31.589	24.901	1'58.662	264.3	16:28'29.639
12	7.763	17.210	37.481	31.303	24.627	1'58.384	260.5	16:30'28.023
13	7.772	17.502	37.186	31.455	24.616	1'58.531	240.2	16:32'26.554
14	7.827	23.243	49.590	41.420	3'37.899	5'39.979 P	238.6	16:38'06.533
15	9.527	21.017	45.338	32.373	25.918	2'14.173 P	137.0	16:40'20.706
16	7.708	17.555	37.365	31.863	25.154	1'59.645 C	257.4	16:42'20.351

39° 34 T. TOFFEL (2'01.264)

Lap	Seg. 1	Seg. 2	Seg. 3	Seg. 4	Seg. 5	Lap Time	km/h	Local Time
1	7.030	20.249	40.355	33.155	26.736	2'07.525 P	138.2	16:02'28.570
2	7.909	18.331	38.360	32.896	26.323	2'03.819	228.1	16:04'32.389
3	7.910	19.687	42.411	33.263	26.833	2'10.104	235.0	16:06'42.493
4	8.185	18.878	38.756	32.751	3'26.260	5'04.830 P	203.2	16:11'47.323
5	7.287	21.569	39.778	33.152	25.610	2'07.396 P	151.6	16:13'54.719
6	7.822	18.570	39.158	33.117	25.807	2'04.474	235.5	16:15'59.193
7	7.934	18.431	38.859	32.442	25.959	2'03.625	229.0	16:18'02.818
8	8.201	18.339	38.528	32.586	25.620	2'03.274	216.6	16:20'06.092
9	7.934	17.984	37.833	32.298	25.348	2'01.397	236.0	16:22'07.489
10	8.046	18.406	38.674	33.383	5'08.058	6'46.567 P	234.5	16:28'54.056
11	7.966	19.171	37.979	32.571	24.858	2'02.545 P	165.3	16:30'56.601
12	8.035	17.982	37.910	31.396	26.560	2'01.883	242.9	16:32'58.484
13	8.156	18.101	37.986	32.384	2'40.907	4'17.534 P	244.0	16:37'16.018
14	7.421	19.329	44.066	33.079	25.709	2'09.604 P	185.1	16:39'25.622
15	7.969	17.859	37.498	32.527	25.411	2'01.264	239.2	16:41'26.886
16	8.272	18.226	37.342	32.142	25.493	2'01.475	217.5	16:43'28.361

P = Pits In/Out - C = Lap-Time Cancelled





Enzo e Dino Ferrari 4.936 m

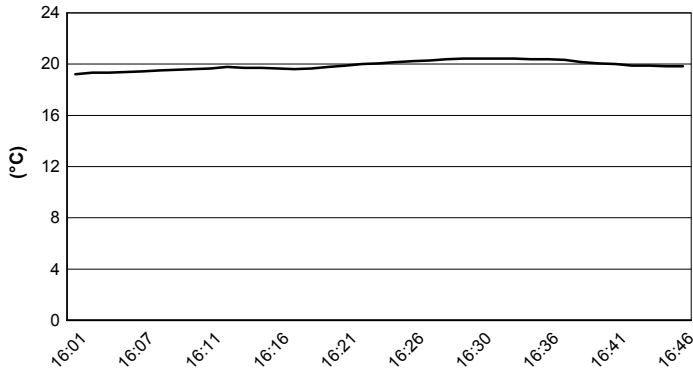
Italian Round, 29-30 April 1 May 2016

Superstock 1000 - Weather Report Free Practice 2nd Session

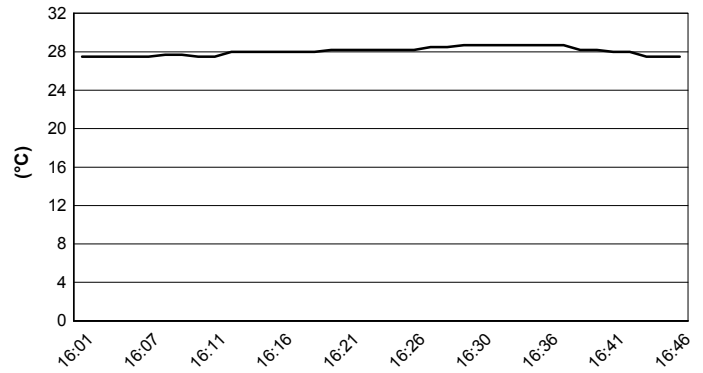
Session started 16:00

Session ended 16:47

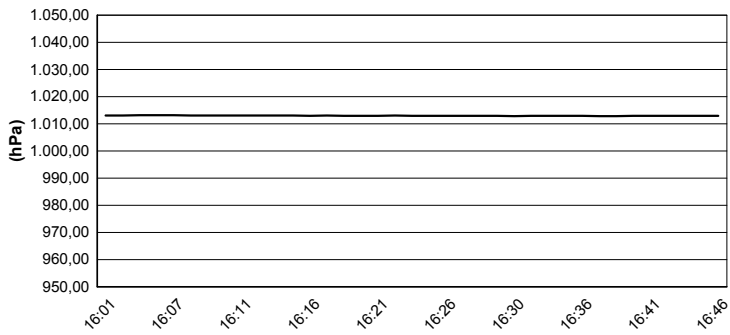
Air Temperature



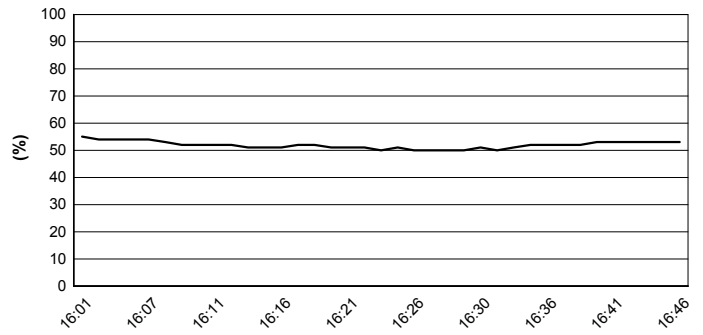
Track Temperature



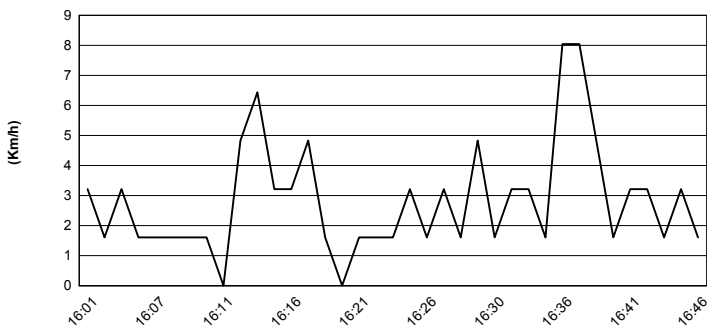
Air Pressure



Humidity



Wind Speed



Wind Direction

